US Army, Engineering & Support Center
Huntsville, AL

00023

Seneca Army Depot Activity
Romulus, NY

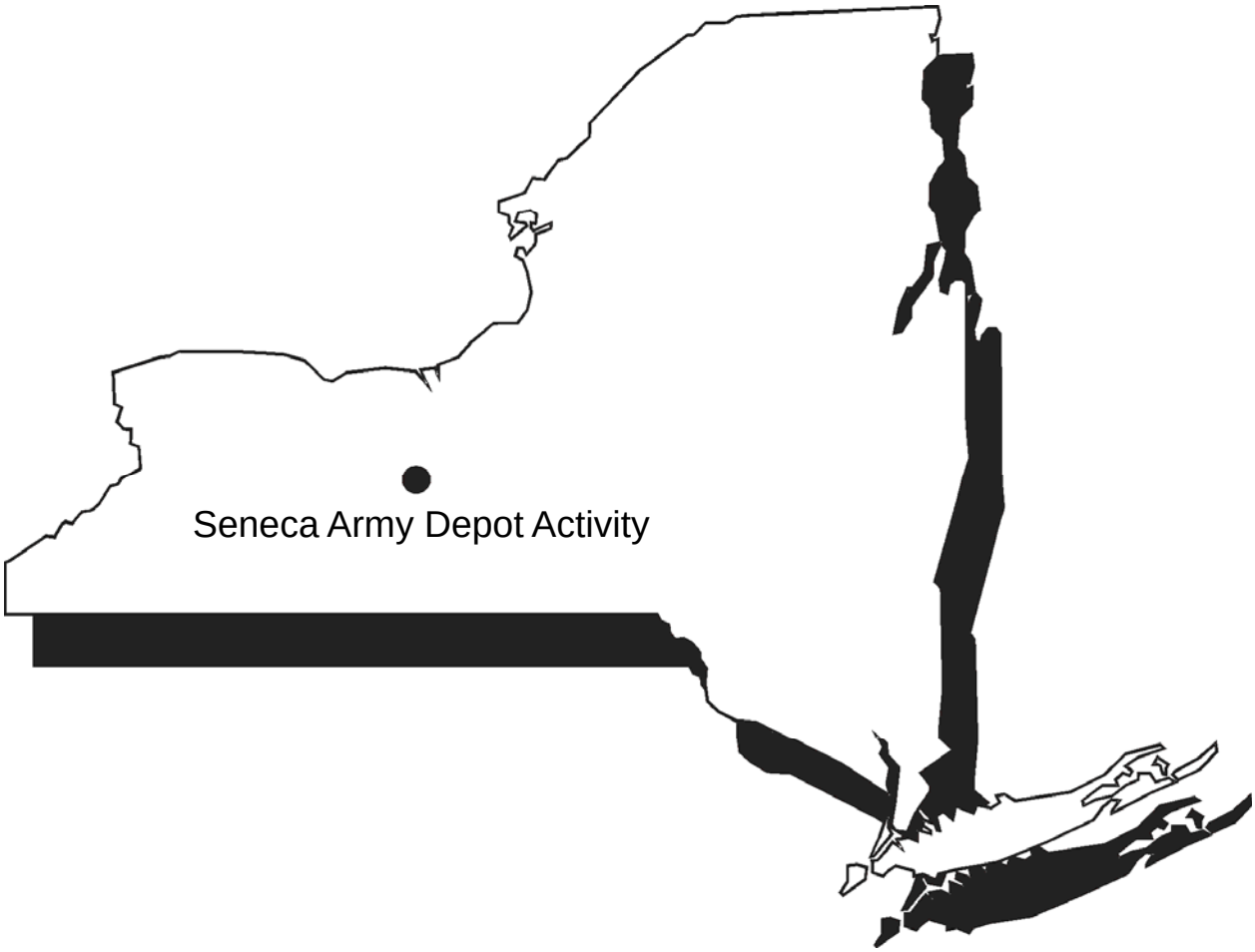

FINAL
2014 LONG-TERM MONITORING ANNUAL REPORT
OPEN BURNING GROUNDS
SENECA ARMY DEPOT ACTIVITY

Contract No. W912DY-08-D-0003
Task Order No. 0015
EPA Site ID# NY0213820830
NY Site ID# 8-50-006

PARSONS

August 2015

FINAL

2014 LONG-TERM MONITORING ANNUAL REPORT

FOR THE OPEN BURNING GROUNDS
SENECA ARMY DEPOT ACTIVITY, ROMULUS, NEW YORK

Prepared for:

U.S. ARMY, CORPS OF ENGINEERS, ENGINEERING AND SUPPORT CENTER,
HUNTSVILLE, ALABAMA

U.S. ARMY, CORPS OF ENGINEERS, NEW YORK DISTRICT
NEW YORK, NEW YORK

and

SENECA ARMY DEPOT ACTIVITY
ROMULUS, NEW YORK

Prepared by:

PARSONS
100 High Street
Boston, MA 02110

Contract Number W912DY-08-D-0003
Task Order No. 0015
EPA Site ID# NY0213820830
NY Site ID# 8-50-006

August 2015

TABLE OF CONTENTS

Table of Contents i

List of Exhibits ii

List of Tables ii

List of Figures ii

List of Appendices iii

1.0 INTRODUCTION 1-1

1.1 Long-Term Monitoring Activities 1-1

2.0 SITE BACKGROUND 2-1

2.1 Site Description 2-1

2.2 Site Geology and Hydrology 2-1

2.3 Summary of the Remedial Action 2-2

3.0 LONG-TERM GROUNDWATER MONITORING 3-1

3.1 Groundwater Elevations 3-1

3.2 Analytical Data 3-2

4.0 SOIL COVER INSPECTION 4-1

4.1 October 2014 4-1

5.0 REEDER CREEK INSPECTION 5-1

5.1 October 2014 5-1

5.2 Inspection Observations 5-2

6.0 LONG-TERM MONITORING CONCLUSIONS AND RECOMMENDATIONS 6-1

7.0 REFERENCES 7-1

LIST OF EXHIBITS

Exhibit 1.1 LTM and Inspection Summary

LIST OF TABLES

Table 1 Site-Specific Cleanup Goals for Groundwater

Table 2 Groundwater Elevation Data

Table 3 Groundwater COC Results – Round 9

Table 4 Soil Cover Inspection Log

LIST OF FIGURES

Figure 1 SEDA Site Map and AOC Location

Figure 2 Open Burning Grounds Site Map

Figure 3 Historic Groundwater Contours and October 2014 Groundwater Elevations

Figure 4 Groundwater Elevation Profiles

Figure 5 Concentrations of Total Lead and Total Copper at MW23-1

Figure 6 Concentrations of Total Lead and Total Copper at MW23-2

Figure 7 Concentrations of Total Lead and Total Copper at MW23-3

Figure 8 Concentrations of Total Lead and Total Copper at MW23-4

Figure 9 Concentrations of Total Lead and Total Copper at MW23-5

Figure 10 Concentrations of Total Lead and Total Copper at MW23-6

Figure 11 Open Burning Grounds Soil Cover Areas and Well Locations

Figure 12 Reeder Creek Inspection Photo Locations (October 2014)

LIST OF APPENDICES

A	Open Burning Grounds Long-Term Monitoring Round 9 Field Forms
B	Complete Groundwater Monitoring Results for OB Grounds LTM
C	Laboratory Reports (provided on the electronic (CD) version of this report)
D	Data Validation
E	Reeder Creek Inspection Photos (October 2014)
F	Statistical Analysis of LTM Results
G	Cap Inspection Photo Log (October 2014)
H	Response to Comments

1.0 INTRODUCTION

This Annual Report has been prepared by Parsons Government Services, Inc. (Parsons) on behalf of the United States Army Corps of Engineers, Engineering and Support Center – Huntsville (USAESCH) and the Seneca Army Depot Activity (SEDA or the Depot) to provide a review of the long-term monitoring (LTM) activities conducted in October 2014 for the Open Burning (OB) Grounds (the Site) located at SEDA in Seneca County, New York; and to provide recommendations for future LTM at the Site.

The Record of Decision (ROD) for the OB Grounds was signed in 1999, and presented the selected remedy for addressing potential exposure to elevated levels of metals (specifically lead and copper) in the Site soils and the sediments of the adjacent Reeder Creek (Parsons, 1999). The remedy specified in the ROD is described in **Section 2.3** of this report.

Presently, quantitative monitoring of sediment quality (i.e., submitting samples for copper and lead analysis as identified in the approved remedy for the Site in the ROD) is not included as part of the LTM activities, and is discussed in further detail in **Section 1.2** of this report. In accordance with the approved remedy as presented in the ROD, the current LTM activities at the Site include the following three components:

- The annual collection and analysis of groundwater samples for lead and copper concentrations;
- The inspection of the vegetated, compacted soil cover that has been constructed over interred lead-contaminated soil as part of the Site remedial actions in order to assess if erosion or breaching of the protective cover has occurred, which could result in the potential migration of contaminated soil; and
- The inspection of Reeder Creek where the Creek abuts the OB Grounds to evaluate the potential for inward migration and deposition of soil from the OB Grounds.

This report presents and summarizes the results of the most recent annual LTM event performed in October 2014 and provides recommendations for future LTM at the OB Grounds.

1.1 Long-Term Monitoring Activities

The OB Grounds LTM activities are being performed in accordance with the *Long-Term Monitoring Plan for the Open Burning Grounds, Final* (LTM Plan) (Parsons, 2007). Long-term monitoring activities include the collection of groundwater quality data to monitor the effectiveness of the implemented remedy at the Site for preventing future impacts to groundwater at the OB Grounds and to sediments in Reeder Creek. Additionally, monitoring of the vegetated compacted soil cover placed over the contaminated soils at the OB Grounds is required to assure the long-term integrity of the soil cover, including the potential mobilization and migration of lead-contaminated soil buried beneath the cover;

and to prevent direct contact with, and incidental ingestion of, soils containing lead at concentrations up to 500 mg/kg by terrestrial wildlife at the Site.

Part of the OB Grounds LTM program includes a qualitative assessment (i.e., visual inspection) of Reeder Creek for evidence of migration of material via surface water flow or groundwater transport of contaminants into the remediated section of Reeder Creek adjacent to and down gradient of the OB Grounds. The visual inspection consists of walking the creek bed (or embankment) to look for evidence of soil erosion or sloughing from the Creek embankment adjacent to the OB Grounds and/or the accumulation of sediment along the stream bed. Additionally, groundwater transport of contaminants is monitored by the annual groundwater sampling of the OB Grounds wells. Presently, quantitative monitoring of sediment quality (i.e., submitting samples for copper and lead analysis as identified in the approved remedy for the Site in the ROD) is not included as part of the LTM activities; the U.S. Army Corps of Engineers (Army), the U.S. Environmental Protection Agency (EPA), and the New York State Department of Environmental Conservation (NYSDEC) agreed that until data indicated that either groundwater transport of contaminants or soil transport from the OB Grounds was occurring, sampling and analysis of Creek sediments would not be required.

Long-term monitoring began at the OB Grounds site in November 2007 (**Exhibit 1.1**). LTM at the OB Grounds site was initially scheduled to occur on a quarterly basis. The results of the first four LTM rounds were combined and summarized in an annual report, in which, the recommended frequency of monitoring was recommended to change from quarterly to annually. Based on comments received from EPA and NYSDEC in 2009, the Army authorized the performance of an inspection of Reeder Creek. The monitoring frequency of groundwater was agreed upon by EPA and NYSDEC in February 2010 to be conducted annually. Subsequent to Round 5, investigations at the OB Grounds have included yearly groundwater sampling and inspection of both the soil caps and Reeder Creek.

Exhibit 1.1 – LTM and Inspection Summary

Round Number	Event	Date	Report Title
1	LTM	November 21-28, 2007	Final, OB Grounds Long-Term Monitoring Annual report and One Year Review (Parsons, 2009).
	Cover Inspections	January 11, 2008	
2	LTM and Cover Inspections	February 25-26, 2008	
3	LTM and Cover Inspections	May 20-21, 2008	
4	LTM and Cover Inspections	August 25-26, 2008	
5	LTM and Cover Inspections	August 2-3, 2010	Draft Final, 2010 Long-Term Monitoring Annual Report for the Open Burning Grounds, Seneca Army Depot Activity (Parsons, 2011).
6	LTM, Cover Inspections, and Inspection of Reeder Creek	October 3-6, 2011	Final, 2011 Long-Term Monitoring Annual Report for the Open Burning Grounds, Seneca Army Depot Activity (Parsons, 2013).
7	LTM, Cover Inspections, and Inspection of Reeder Creek	October 8-10, 2012	Final, 2012 Long-Term Monitoring Annual Report for the Open Burning Grounds, Seneca Army Depot Activity (Parsons 2014a).
8	LTM, Cover Inspections, and Inspection of Reeder Creek	December 9-14, 2013	Draft, 2013 Long-Term Monitoring Annual Report for the Open Burning Grounds, Seneca Army Depot Activity (Parsons 2014b).
9	LTM, Cover Inspections, and Inspection of Reeder Creek	October 14-16, 2014	Draft, 2014 Long-Term Monitoring Annual Report for the Open Burning Grounds, Seneca Army Depot Activity.

2.0 SITE BACKGROUND

2.1 Site Description

The Depot is a 10,587-acre former military facility located in Seneca County in the towns of Varick and Romulus, New York, and was owned by the United States Government and operated by the Department of the Army between 1941 and 2000 (**Figure 1**). In 2000, the Army closed the Depot and assumed a caretakers' role of the property, pending the closeout of its continuing environmental obligations and the leasing or transfer of property to other public or private parties for beneficial reuse purposes. Since 2000, more than 8,250 acres of land have been transferred to other parties.

The Depot is located between Seneca Lake and Cayuga Lake and is bordered by sparsely populated farmland and New York State Highway 96 to the east, by New York State Highway 96A to the west, and by sparsely populated farmland to the north and south. The OB Grounds is located in the northwestern portion of the Depot where the planned future use of the land currently is designated for conservation purposes **(Figure 1)**. As situated, the OB Grounds sits a minimum of 1,780 feet away from the nearest Depot boundary, which is located to the west of the area of concern (AOC). The OB Grounds site sits on gently sloping terrain and is bounded on the east by Reeder Creek, a perennial creek that is generally less than 1 foot deep and which eventually flows into Seneca Lake (**Figure 2**). The quality of surface water in Reeder Creek is designated by the State of New York as a Class C water body (best usage of fresh water is fishing; the waters shall be suitable for fish propagation and survival). Seneca Lake is located approximately 10,000 feet west of the OB Grounds site and is used as a source of drinking water for numerous surrounding communities and the Depot.

The OB Grounds is vegetated with grass and brush and there are no permanent structures within the area other than small concrete bunkers and a metal garage structure. The former Open Detonation Area (SEAD-45) is located immediately north of the OB Grounds, and the former Explosive Ordnance Disposal Area (SEAD-57) is located approximately 4,000 to 5,000 feet south of the former OB Grounds. A Site plan of the former OB Grounds prior to the removal of contaminated soil is provided as **Figure 3**. The OB Grounds was historically used for surface burning of explosive trash and propellants.

2.2 Site Geology and Hydrology

The stratigraphy of the OB Grounds generally consists of between 2 and 10 feet of glacial till underlain by a zone of weathered bedrock (shale). The depth to groundwater in the till/weathered shale aquifer varies seasonally between approximately 2 and 7 feet below the ground surface (bgs). Infiltration of precipitation is the sole source of groundwater for the overburden aquifer. The direction of the groundwater flow in the till/weathered shale aquifer at the OB Grounds is generally to the east towards Reeder Creek (**Figure 3)**.

Historic groundwater elevation monitoring in wells located at the OB Grounds prior to the remedial action indicated the presence of a groundwater divide near the western edge of the Site. The approximate

location of the apparent groundwater divide found in April 1993 is highlighted on **Figure 3** and represents a high point of the upgradient groundwater flow regime. The divide diverts a portion of the groundwater to the west, or away from Reeder Creek, which lies to the east of the divide. Historic sampling results from wells located west of the identified divide suggest that the quality of groundwater has not been impacted by soils at the OB Grounds.

Pre-remedial action surface water drainage from the OB Grounds was primarily to the east-northeast via a series of man-made drainage ditches, culverts, and spillways to Reeder Creek. During the remedial action, many of the drainage ditches and culverts were destroyed or filled, altering the surface flow patterns. Additionally, the historic surface water spillways connecting the OB Grounds and Reeder Creek were modified during the remedial action to include ditch breaks to prevent soil transport to the creek.

Presently, little, if any, storm event runoff impacting the former OB Grounds reaches the creek via overland flow because it is captured in one of the numerous, localized topographic lows that are scattered throughout the AOC. The topographic lows result from the soil removal and interment remedial action performed at the AOC. The captured storm water subsequently infiltrates into the soil or evaporates.

2.3 Summary of the Remedial Action

The remedy specified in the ROD for the OB Grounds included:

- Removal of the berms surrounding the historic burn pads;
- Removal of all soils to a depth of at least 1 foot;
- Placement of a 9-inch vegetative cover over any soils with lead concentrations greater than 60 mg/kg, but less than or equal to 500 mg/kg;
- Excavation of sediments in Reeder Creek with elevated levels of copper or lead; and
- Implementation of a monitoring program for groundwater, sediment, and the capped areas.

The first four of these required remedial actions were conducted between June 1999 and May 2004 by Weston Solutions Inc. Currently, the LTM component of the remedy is being implemented by Parsons. Long-term groundwater monitoring at the Site commenced in November 2007 followed by inspections of the cover commencing in January 2008 (**Exhibit 1.1**).

The overall objective of the OB Grounds LTM program is to monitor the effectiveness of the remedial action completed at the Site with respect to preventing future groundwater quality deterioration and the erosion or breaching of the vegetated soil cover. The purpose of the soil cover is to (1) prevent incidental contact and ingestion of contaminated soil left in place at the Site, and (2) prevent the potential mobilization and migration of lead-contaminated soil interred beneath the cover. In addition to assessing the quality of Site groundwater and the integrity of the cover, the results of the periodic monitoring will

be used to assess the need for the design and implementation of any sediment monitoring program that may subsequently be needed to assess potential Site impacts to the sediment quality found in Reeder Creek per the requirements set forth in the ROD.

3.0 LONG-TERM GROUNDWATER MONITORING

Long-term groundwater monitoring at the OB Grounds began in November 2007. The initial monitoring frequency was quarterly, but subsequent to EPA and NYSDEC approval, the frequency was changed to annual sampling beginning in Round 5. Monitoring rounds, their dates and associated annual reports are summarized in **Exhibit 1.1** The most recent LTM event, Round 9, was performed from October 14 to 16, 2014. Six monitoring wells (MW23-1, MW23-2, MW23-3, MW23-4, MW23-5, and MW23-6), which were installed in 2007 to replace the historic monitoring well network that existed at the Site prior to the remedial action, were gauged and sampled as part of this monitoring event. The results of this most recent round (Round 9) are presented in this Report.

For each sampling round conducted at the OB Grounds, groundwater samples were collected using low-flow sampling techniques. Sampling procedures, sample handling and custody, holding times, and collection of field parameters were conducted in accordance with the *Final Sampling and Analysis Plan for Seneca Army Depot Activity* (SAP) as well as the Quality Assurance Project Plan (QAPP) which is included within the SAP (Parsons, 2005). The selected laboratory has the capability to conform to the project QAPP and has a current DoD Environmental Laboratory Accreditation Program (DoD ELAP) certification in which the laboratory demonstrated its competency and document conformance to the current DoD Quality Systems Manual for Environmental Laboratories (DoD QSM).

During each monitoring round, groundwater samples and groundwater elevation measurements were collected from the six wells located at the OB Grounds. Groundwater samples for Round 9 were collected and submitted to TestAmerica in Savannah, Georgia for the analysis of total copper and total lead by USEPA SW846 Method 6010C. Analytical results reported for total copper and total lead were compared to Site-specific action levels provided in **Table 1**.

Groundwater quality parameters listed below were measured and recorded prior to sample collection and the groundwater samples were collected once parameters had stabilized within 10 percent:

- pH
- Oxidation/reduction Potential (ORP)
- Dissolved oxygen (DO)
- Conductivity
- Temperature
- Turbidity

The pH, ORP, conductivity, and temperature of the groundwater were measured with a Horiba U-52 water quality meter; turbidity was measured with a Hach 2020 Turbidity Meter; and DO content was measured with an YSI 85 Dissolved Oxygen Meter. Field parameters were measured approximately every five minutes in order to assess when the well was adequately purged and the groundwater conditions had stabilized prior to sample collection, and to assess macro-groundwater quality.

3.1 Groundwater Elevations

Groundwater levels were recorded during each LTM round and elevation data from each event are presented in **Table 2**. Groundwater levels were measured prior to the collection of groundwater samples.

Field forms of the groundwater elevations measured from the most recent event are provided in **Appendix A**.

The present groundwater flow patterns across the Site are interpreted via evaluation of the October 2014 (Round 9) groundwater elevation data and the historic pre-remedial action groundwater data. Groundwater elevation data collected from Round 9 confirm a general east to northeast groundwater flow direction across the Site as illustrated by historic groundwater contours developed from groundwater elevation data collected in April 1993 (**Figure 3**). The elevations observed in the western portion of the site (wells MW23-4 and MW23-5) continue to be higher than those recorded in the eastern portion (MW23-1 through MW23-3) (**Table 2**). Along the eastern boundary of the OB Grounds, in proximity to Reeder Creek, the groundwater elevations measured at MW23-2 in the center of the boundary continue to appear higher than those measured at MW23-1 (located to the southeast of MW23-2 along the boundary) and MW23-3 (located to the northwest of MW23-2 along the boundary) (**Figure 3**). The data suggest flow variations to the south and the north along the Site/Reeder Creek boundary. Except for wells MW23-1 and MW23-2, the October 2014 groundwater elevations were observed to be within the historic range of maximum and minimum groundwater elevations from the site (**Figure 4**). The groundwater elevations at MW23-1 and MW23-2 were observed to be below the previous historic lows observed during Round 4 (August 2008).

3.2 Analytical Data

The analytical results from the groundwater samples collected during Round 9 are presented in **Table 3** and are compared to the groundwater cleanup goals listed in **Table 1**. **Appendix B** presents the analytical results from each round of monitoring. The laboratory data sheets for Round 9 are provided in **Appendix C**. The data validation for the October 2014 (Round 9) sampling can be found in **Appendix D** of this report. Round 9 groundwater samples were validated according to USEPA Region 2's *ICP-MS Data Validation for Contract Laboratory Program based on SOW ILMO5.3, HW-2b Revision 15* (USEPA, 2012a) and *Mercury and Cyanide Data Validation for Contract Laboratory Program based on SOW ILMO5.3, Revision 15* (USEPA, 2012b). The data validation did not report any non-compliance issues in the data package.

In the samples collected during Round 9, total lead was not detected above the applicable EPA maximum contaminant limit (MCL) action level of 15 µg/L for groundwater. Total copper was not detected above the applicable NYSDEC Class GA Groundwater Standard of 200 µg/L in the samples collected during Round 9. Total copper and total lead were not detected above their reporting limit (RL) in Round 9 (**Table 3**). **Figures 5** through **10** present a summary of the groundwater sampling results for monitoring wells MW23-1 through MW23-6 from each round of monitoring conducted following the completion of the remedial action.

The LTM data supports that groundwater at the Site has not been impacted by residual levels of copper and lead that remain in the soils at the Site. Total copper has not been detected above its RL in the groundwater during any of the post remedial action sampling rounds. Total lead has not been detected in

the groundwater above the action level of 15 µg/L during any of the post remedial action sampling rounds. Six of the seven lead detections have been estimated concentrations and the maximum concentration of lead detected in nine rounds of sampling was 5.4 µg/L at well MW23-4 during Round 2 (**Appendix B**). Evaluation of the water quality parameters measured at Site wells during current (and previous) LTM activities indicate generally mild alkaline conditions, which suggest that lead should not be readily mobile in groundwater under current Site conditions.

3.3 Statistical Analysis

Subsequent to the removal action, nine rounds of LTM sampling have been completed at the OB Grounds since the end of 2007. During this time, 64 groundwater samples (including duplicates) were analyzed for total copper and total lead (**Appendix B**). Total copper was not detected above its RL in any of the samples collected. Total lead was detected in 7 of 64 samples; none of the concentrations exceeded the EPA MCL action level and 6 of 7 detections were estimated concentrations. To quantify the LTM results over time and examine any trends in the data, a statistical analysis was performed on the data using EPA ProUCL version 5.0 software (USEPA, 2015). ProUCL results are provided in **Appendix F**. No statistical tests were performed on the total copper results as there were no detects.

OB Grounds wells MW23-4, MW23-5, and MW23-6 had limited detections of total lead; detections were identified in three of nine rounds (Rounds 2 [5.4 µg/L], 5 [2.7 J, 2.4 J, 3.6 J µg/L] and 6 [1.1 J, 1.35 J µg/L]) (**Appendix B**). At this time, the number of points in the dataset for each well did not met the minimum data requirements (4 to 9 detected data points for limited tests; 10 data points for all tests) for any meaningful or reliable conclusions. The limited number of detected concentrations makes a statistical analysis not possible and supports the argument that total lead has not been migrating from the soil matrix to the groundwater. After nine annual rounds of sampling, any migration of COCs from the soil into the groundwater should have been observed consistently by this point.

4.0 SOIL COVER INSPECTION

The cover inspection consisted of documenting observations of the twenty-five (25) 125-foot by 125-foot grids, where soils with residual lead concentrations between 60 mg/kg and 500 mg/kg were interred under a 9 inch-thick soil cover. The locations of the grids are shown on **Figure 11**, which is based on a figure provided by Weston Solutions in the "Completion Report for the Open Burning Grounds Soil and Sediment Remediation" (Weston Solutions, 2005) and a 2011 aerial image of the OB Grounds obtained from Bing.com. The October 2014 cover inspection log and the previous year's (December 2013) inspection log are presented in **Table 4**. Inspection forms documenting the Round 9 soil cover inspection at the Site are provided in **Appendix A**. Photographs from the cap inspections are included in **Appendix G**. Observations made during the cover inspection completed on October 15, 2014 are provided below.

4.1 October 2014

The OB Grounds soil covers were inspected on October 15, 2014 (**Appendix A**). Surface conditions were wet from steady rain throughout the day. Pools of standing water were visible in select areas across the Site. No animal burrowing activity was observed in any of the capped areas. Signs of past minor erosion, as noted in the 2013 Annual Report (December 2013 Inspection), continue to be observed along the sloped edges of Grid I8 adjacent to the drainage ditch (between Grids J8 and J9) as a result of surface water run-off from the western portion of the Site towards Reeder Creek (**Appendix G, Photo 5; Table 4**). However, the erosion area has not grown in size or depth. The sloped edges of Grid I8 were also observed to have lower vegetation density than the rest of the Grid. Overall, the erosion along the edges of the soil cover in Grid I8 has not changed since the December 2013 inspection and no corrective action is warranted at this time. The condition of this location will be reassessed during the next inspection event to determine if corrective measures are needed.

Signs of minor erosion were observed where the soil cover transitions to the native ground surface at the western edge of the soil cover within Grid I7 and at the northern edge of the soil cover within Grid I6 (**Table 4**). These areas where signs of minor erosion had been observed had lower vegetation density than the rest of the respective Grids. The condition of these locations will be reassessed during the next inspection event and no corrective action is warranted at this time.

Several shallow tire ruts were observed adjacent and running parallel to the road that goes through Grid C7 (**Table 4**). These tire ruts ranged from three to ten feet long and were about two to three inches deep, with the greatest depth at approximately six inches. As a corrective measure, a thin layer of shale was spread across this area to fill in the ruts, and then re-graded after the inspection was completed in order to prevent potential erosion. The underlying soil cap was not affected by the re-grading. These locations were in similar conditions as observed during the December 2013 inspection and will be reassessed during the next inspection event.

Grid A5 had a few small patches in the northeast corner without vegetation and the eastern portion of Grid D7 had a lower vegetation density than the surrounding area. In each case, no disturbances to the soil

cap were observed, and no signs of erosion were evident. The condition of these locations was similar to conditions observed in December 2013 and will be reassessed during the next inspection event. No corrective action is warranted at this time.

5.0 REEDER CREEK INSPECTION

Accessible portions of Reeder Creek adjacent to the OB Grounds were inspected by walking along the streambed the length of the inspection area and making observations of the creek's condition. A section of the Reeder Creek embankment which was previously cleared of vegetation as part of the 2012 OD Grounds Munitions Response Action project continues to show new vegetative growth as observed during the 2013 and 2014 inspections. Debris from the brush cutting operations continued to be visible along the embankments and creek bottom in these areas. Observations made during the October 14, 2014 inspection are provided below.

5.1 October 2014

A visual inspection of the Reeder Creek streambed was conducted on October 14, 2014 at locations adjacent, down-gradient, and up-gradient to the OB Grounds. Per the requirements set forth in the Site-Specific Health and Safety Plan, personal protective equipment and any additional health and safety equipment was used as appropriate. Photos of Reeder Creek were taken to document the current condition of the creek and its embankments. Photo locations are shown on **Figure 12** and Photo 01 through Photo 53 are provided in **Appendix E**.

Overall, the conditions of Reeder Creek at locations down-gradient and adjacent to the OB Grounds were observed to consist of the exposed bedrock streambed and miscellaneous fracture shale pieces with sections containing sediment and other sections covered with thin, brown slime-like material similar to what was observed during previous annual inspections. Based on field observations, the source of the sediment is believed to be from decomposition of leaves and other organics that have accumulated within the creek bed. Some portions of the Reeder Creek streambed from the OD Grounds to up-gradient of OB Grounds were not accessible due to high water levels ponding behind the beaver dam first observed during the December 2013 inspection.

The inspection started at the down-gradient section of Reeder Creek within the adjacent OD Grounds and proceeded upstream. The embankments and creek bottom were inspected as the inspection team progressed upstream (**Figure 12**). Sediment was observed down-gradient of the OB Grounds in areas that were outside the prior creek bed excavation areas. A thin brown slime-like material, measuring only a few millimeters thick, was observed on the creek bottom (similar to the previous inspections). The beaver dam observed in the December 2013 inspection was still present (**Appendix E – Photos 8, 9, and 10**), and water levels continued to be backed-up upstream of the dam. The depth of water within the creek was approximately 3-4 inches deep (**Appendix E – Photo 3**), but in certain areas (e.g., upstream of the beaver dam) the water was up to 3 feet deep (**Appendix E – Photo 14**).

No evidence was observed that showed materials from the sidewalls of the Reeder Creek embankments had collapsed into the creek. The embankments were very well vegetated, aiding in the prevention of any sidewall collapse and sediment transport.

Examination of the spillways, where surface water from the OB Grounds discharges to Reeder Creek, found no visible evidence that overland surface water flow had transported soils from the OB Grounds into Reeder Creek. The spillways were free of accumulation of excessive debris and soil. Field observations also noted that the mechanisms that were placed at the OB Grounds to prevent transported soil material from entering the spillways were still evident and working.

5.2 Inspection Observations

As reported above, the groundwater data collected during historic sampling events as well as during the ninth round of the Long-Term Monitoring Program shows no evidence of a release of total copper or total lead from the OB Grounds Site. Previous soil cover inspections did reveal that occasional animal burrows and shallow erosion depressions were present in the cover at the contaminated soil burial areas, but none of the past noted burrow holes or depressions were sufficiently sized to allow buried soils to escape their containment (these noted holes and depressions were repaired in August 2008 as part of the Army's continuing maintenance activities). Based on the October 2014 inspection, there were no visible signs that OB Grounds site soils are being released via overland flow to Reeder Creek. As such, the Army does not see any evidence to suggest that a release of lead or copper above background levels is occurring from the OB Grounds site. The past detections of lead (below the action level) were located on the western edge of the OB Grounds (MW23-4 and MW23-5) and south of the OB Grounds (MW23-6). The absence of detectable concentrations of lead and copper in the three wells (MW23-1, MW23-2, and MW23-3) immediately adjacent to Reeder Creek supports the observation that Reeder Creek has not been impacted by lead or copper.

Based on these data and this information, the Army has not conducted sediment sampling and analysis of Reeder Creek as part of the LTM at the OB Grounds. The Army will conduct another visual inspection of the creek bed and spillways connecting the OB Grounds to Reeder Creek during the next scheduled annual monitoring event. If evidence of overland transport of soil or groundwater migration of contaminants from the OB Grounds to Reeder Creek is identified, a plan will be prepared and submitted for approval which will identify a sediment monitoring program.

6.0 LONG-TERM MONITORING CONCLUSIONS AND RECOMMENDATIONS

The following conclusions can be made based on the results of the October 2014 (Round 9) of LTM at the OB Grounds:

- Residual lead and copper concentrations remaining in the soils have not impacted groundwater at, or in the immediate vicinity of the Site above the applicable action levels.

- During nine rounds of groundwater sampling, copper and lead concentrations have not been detected above their RL enough times to perform a meaningful statistical analysis of the historical data thus indicating little to no migration of these COCs into the groundwater.

- The integrity of the vegetated soil cover overlying interred contaminated soils at the OB Grounds Site was intact and there was no evidence that terrestrial wildlife are exposed or will be exposed to the lead-contaminated soils interred below the 9-inch soil cover.

- The Army will continue to monitor soil cover erosion and will note any instance of cover erosion or exposed native or interred soil.

- Based on evaluation of the groundwater data and the results of the cover inspection, there is no evidence to suggest that the OB Grounds may be contributing to the degradation of sediment quality in Reeder Creek.

- The Army will continue to inspect Reeder Creek for evidence of sediment deposition and if it is observed, a sediment sampling and analysis program plan will be prepared, submitted for approval, and implemented for Reeder Creek at locations adjacent to the OB Grounds.

Based on the results of the LTM sampling events conducted at the OB Grounds, the Army recommends discontinuing LTM of the groundwater. As presented and summarized above, available monitoring data shows no evidence of total lead or total copper in the groundwater above the cleanup goals subsequent to the completion of the remedial action for the Site. These findings are consistent with the groundwater analytical results obtained during the remedial investigation stage (1990s) of work at the Site, indicating that there is no evidence of groundwater quality deterioration over approximately 20 years. Further, the annual inspections of the soil cover have shown minimal evidence of erosion or animal breaching of the protective soil cover.

The examination of spillways connecting the OB Grounds to Reeder Creek indicate that measures performed to eliminate overland soil transport from the OB Grounds to Reeder Creek continue to exist and have been effective, as there is no indication that soil or debris from the OB Grounds is located in the spillways downgradient of the control measures. Finally, the inspection of Reeder Creek indicates that the bedrock that underlies the watercourse adjacent to the OB Grounds continues to be scoured by the perennial flow within the creek. Currently, there is no indication that sediment is being redeposited at

locations from which it was previously excavated. Therefore, due to the absence of any evidence that suggests contaminants of concern have been mobilized from the OB Grounds either via the groundwater or overland flow of storm-event waters, and due to the continued scouring of the creek bed by the perennial flow of water, there is no reason to develop or implement a sediment monitoring plan for Reeder Creek at this time.

With mutual agreement of all parties, no further LTM monitoring of the groundwater will occur at the OB Grounds. Soil cover inspections will continue and be performed as part of annual LUC inspections. A review of the results and conclusions from the OB Grounds LTM program will be provided in the 5-year LUC Review.

7.0 REFERENCES

Parsons, 1994. Final Remedial Investigation Report at the Open Burning (OB) Grounds, Seneca Army Depot Activity (3 Volumes).

Parsons, 1999. Final Record of Decision, Open Burning (OB) Grounds, Seneca Army Depot Activity.

Parsons, 2007. Final Long-Term Monitoring Plan for the Open Burning (OB) Grounds.

Parsons, 2009. Final OB Grounds Long-Term Monitoring Annual Report and One Year Review.

Parsons, 2011. Draft Final, 2010 Long-Term Monitoring Annual Report, Open Burning (OB) Grounds, Seneca Army Depot Activity. March 2011.

Parsons, 2013. Final, 2011 Long-Term Monitoring Annual Report, Open Burning (OB) Grounds, Seneca Army Depot Activity.

Parsons, 2014a. Final, 2012 Long-Term Monitoring Annual Report, Open Burning (OB) Grounds, Seneca Army Depot Activity. January 2014.

Parsons, 2014b. Draft, 2013 Long-Term Monitoring Annual Report, Open Burning (OB) Grounds, Seneca Army Depot Activity. March 2014.

USEPA, 2012a, ICP-MS Data Validation for Contract Laboratory Program based on SOW ILMO5.3, HW-2b Revision 15, United States Environmental Protection Agency (USEPA), Region 2, December 2012.

USEPA, 2012b, Mercury and Cyanide Data Validation for Contract Laboratory Program based on SOW ILMO5.3, HW-2c Revision 15, United States Environmental Protection Agency (USEPA), Region 2, December 2012.

USEPA, 2015, Statistical Software ProUCL 5.0.00 for Environmental Applications for Data Sets with and without Nondetect Observations. Accessed February 4, 2015. Available at: http://www.epa.gov/osp/hstl/tsc/software.htm

Weston Solutions, 2005. Completion Report, Soil and Sediment Remediation Open Burning Grounds, Seneca Army Depot, Romulus, New York.

TABLES

Table 1 Site-Specific Cleanup Goals for Groundwater

Table 2 Groundwater Elevation Data

Table 3 Groundwater COC Results – Round 9

Table 4 Soil Cover Inspection Log

Table 1
Site-Specific Cleanup Goals for Groundwater
OB Grounds LTM 2014 Annual Report
Seneca Army Depot Activity

ANALYTES	Action Level Water (µg/L)
Copper	200
Lead	15

Notes:
1. Copper action level is from NYSDEC Class GA Groundwater Standard (TOGS 1.1.1, June 1998 through addendum June 2004)
2. Lead action level is from USEPA Maximum Contaminant Limit (MCL):
www.epa.gov/safewater/mcl.html#inorganic.html

Table 2
Groundwater Elevation Data
OB Grounds LTM 2014 Annual Report
Seneca Army Depot Activity

Monitoring Well	Top of Riser Elevation (ft)	Round 1 - November 2007			Round 2 - February 2008			Round 3 - May 2008			Round 4 - August 2008			Round 5 - August 2010		
		Date	Depth to Groundwater (ft)	Water Level Elevation (ft)	Date	Depth to Groundwater (ft)	Water Level Elevation (ft)	Date	Depth to Groundwater (ft)	Water Level Elevation (ft)	Date	Depth to Groundwater (ft)	Water Level Elevation (ft)	Date	Depth to Groundwater (ft)	Water Level Elevation (ft)
MW23-1	622.64	11/20/2007	12.00	610.64	02/25/2008	11.46	611.18	05/20/2008	11.63	611.01	08/25/2008	12.10	610.54	08/02/2010	12.06	610.58
MW23-2	622.28	11/20/2007	9.60	612.68	02/25/2008	8.78	613.50	05/20/2008	9.17	613.11	08/25/2008	9.84	612.44	08/02/2010	9.40	612.88
MW23-3	619.18	11/20/2007	10.80	608.38	02/25/2008	9.24	609.94	05/20/2008	9.68	609.50	08/25/2008	10.59	608.59	08/02/2010	9.97	609.21
MW23-4	637.11	11/20/2007	8.60	628.51	02/25/2008	3.20	633.91	05/20/2008	4.14	632.97	08/25/2008	7.82	629.29	08/02/2010	5.81	631.30
MW23-5	639.47	11/20/2007	7.00	632.47	02/25/2008	2.85	636.62	05/20/2008	5.19	634.28	08/25/2008	8.33	631.14	08/02/2010	7.51	631.96
MW23-6	632.59	11/20/2007	8.35	624.24	02/25/2008	3.78	628.81	05/20/2008	5.54	627.05	08/25/2008	10.08	622.51	08/02/2010	8.79	623.80

Monitoring Well	Top of Riser Elevation (ft)	Round 6 - October 2011			Round 7 - October 2012			Round 8 - December 2013			Round 9 - October 2014			Historical Data			
		Date	Depth to Groundwater (ft)	Water Level Elevation (ft)	Date	Depth to Groundwater (ft)	Water Level Elevation (ft)	Date	Depth to Groundwater (ft)	Water Level Elevation (ft)	Date	Depth to Groundwater (ft)	Water Level Elevation (ft)	Groundwater Elevation (ft)			Well Depth (ft)
														Maximum	Minimum	Range	
MW23-1	622.64	10/03/2011	11.57	611.07	10/08/2012	11.94	610.70	12/09/2013	11.36	611.28	10/14/2014	12.15	610.49	611.28	610.49	0.79	15.50
MW23-2	622.28	10/03/2011	6.84	615.44	10/08/2012	9.34	612.94	12/09/2013	7.72	614.56	10/14/2014	9.96	612.32	615.44	612.32	3.12	15.50
MW23-3	619.18	10/03/2011	9.31	609.87	10/08/2012	10.65	608.53	12/09/2013	7.93	611.25	10/14/2014	9.95	609.23	611.25	608.38	2.87	15.50
MW23-4	637.11	10/03/2011	4.47	632.64	10/08/2012	9.41	627.70	12/09/2013	3.04	634.07	10/14/2014	6.62	630.49	634.07	627.70	6.37	17.50
MW23-5	639.47	10/03/2011	5.22	634.25	10/08/2012	9.09	630.38	12/09/2013	2.84	636.63	10/14/2014	7.42	632.05	636.63	630.38	6.25	17.50
MW23-6	632.59	10/03/2011	9.48	623.11	10/08/2012	10.73	621.86	12/09/2013	3.79	628.80	10/14/2014	8.8	623.79	628.81	621.86	6.95	17.60

Table 3
Groundwater COC Results - Round 9
OB Grounds LTM 2014 Annual Report
Seneca Army Depot Activity

Area								OB Grounds		OB Grounds		OB Grounds		OB Grounds		OB Grounds		OB Grounds		OB Grounds			
Loc ID								MW23-1		MW23-2		MW23-3		MW23-4		MW23-5		MW23-5		MW23-6			
Matrix								GW		GW		GW		GW		GW		GW		GW			
Sample ID								OBLM20057		OBLM20058		OBLM20059		OBLM20060		OBLM20061		OBLM20062		OBLM20063			
Sample Date								10/16/2014		10/16/2014		10/16/2014		10/15/2014		10/15/2014		10/15/2014		10/16/2014			
QC Type								SA		SA		SA		SA		SA		DU		SA			
Study ID								LTM		LTM		LTM		LTM		LTM		LTM		LTM			
Sample Round								9		9		9		9		9		9		9			
Parameter	**Unit**	**Maximum Value**	**Frequency of Detection**	**Action Level**	**Number of Exceedances**	**Number of Times Detected**	**Number of Samples Analyzed**	Value	Qual	Value	Qual	Value	Qual	Value	Qual	Value	Qual	Value	Qual	Value	Qual		
Copper	UG/L	0	0%	200	0	0	7	1.9	U	1.9	U	1.9	U	1.9	U	1.9	U	1.9	U	1.9	U		
Lead	UG/L	0	0%	15	0	0	7	4	U	4	U	4	U	4	U	4	U	4	U	4	U		

Notes:
1. Copper action level is from NYSDEC Class GA Groundwater Standard (TOGS 1.1.1, June 1998).
2. Lead action level is from US EPA Maximum Contaminant Limit (MCL),
Source http://www.epa.gov/safewater/mcl.html#inorganic.html
3. Round 9 samples were analyzed by SW846-6010C.
Qual = Qualifier
U = compound was not detected
J = the reported value is an estimated concentration
SA = Field Sample
DU = Field Sample Duplicate

Table 4
Soil Cover Inspection Log
OB Grounds LTM 2014 Annual Report
Seneca Army Depot Activity

Grid #	Round 8 - December 2013	Round 9 - October 2014
S8	No animal holes were observed.	No animal holes were observed. Standing water.
L8	No animal holes were observed. Standing water appears higher than past events.	No animal holes were observed. Standing water on each side of road. Little vegetation on sides of road.
J8	No animal holes were observed. Standing water surrounding the grid.	No animal holes were observed. Standing water surrounding the grid. Well vegetated.
I8	No animal holes were observed. Previously observed sporadic vegetation along the western edge of the grid and extending 3-4 feet into the grid. No change in previously observed run off	No animal holes were observed. Previously observed sporadic vegetation along the western edge of the grid and extending 3-4 feet into the grid. No change in previously observed run off conditions.
I6	No animal holes were observed. Minor surface water erosion along the northern edge of the cap. Thin vegetation cover along edge.	No animal holes were observed. Minor surface water erosion along the northern edge of the cap. Well vegetated.
J6	No animal holes were observed. Thin vegetation.	No animal holes were observed. Thin vegetation.
H9	No animal holes were observed. A few patches of sparse vegetation.	No animal holes were observed. Well vegetated.
D7	No animal holes were observed. Standing water in area of grid.	No animal holes were observed. Standing water in area of grid. Not as well vegetated as surrounding grids.
C7	No animal holes were observed.	No animal holes observed. Shallow tire ruts (2-3" deep) which did not impact the underlying soil cap. Area was regraded to smooth out ruts and covered with shale.
B3	No animal holes were observed. Standing water in multiple locations.	No animal holes were observed. Standing water in multiple locations. Thick vegetation throughout.
I7	No animal holes were observed. Minor surface water erosion along the western edge of the cap. Thin vegetation cover along edge of grid.	No animal holes were observed. Minor surface water erosion along the western edge of the cap. Thin vegetation cover along edge of grid.

Notes:
1. All grids capped areas were inspected. Grids with no signs of erosion or other disturbances to the cover are not included in this log.
2. Standing water in capped areas is the result of steady rainfall that occurred on the day of the inspections.

FIGURES

Figure 1 SEDA Site Map and AOC Location

Figure 2 Open Burning Grounds Site Map

Figure 3 Historic Groundwater Contours and October 2014 Groundwater Elevations

Figure 4 Groundwater Elevation Profiles

Figure 5 Concentrations of Total Lead and Total Copper at MW23-1

Figure 6 Concentrations of Total Lead and Total Copper at MW23-2

Figure 7 Concentrations of Total Lead and Total Copper at MW23-3

Figure 8 Concentrations of Total Lead and Total Copper at MW23-4

Figure 9 Concentrations of Total Lead and Total Copper at MW23-5

Figure 10 Concentrations of Total Lead and Total Copper at MW23-6

Figure 11 Open Burning Grounds Soil Cover Areas and Well Locations

Figure 12 Reeder Creek Inspection Photo Locations (October 14, 2014)

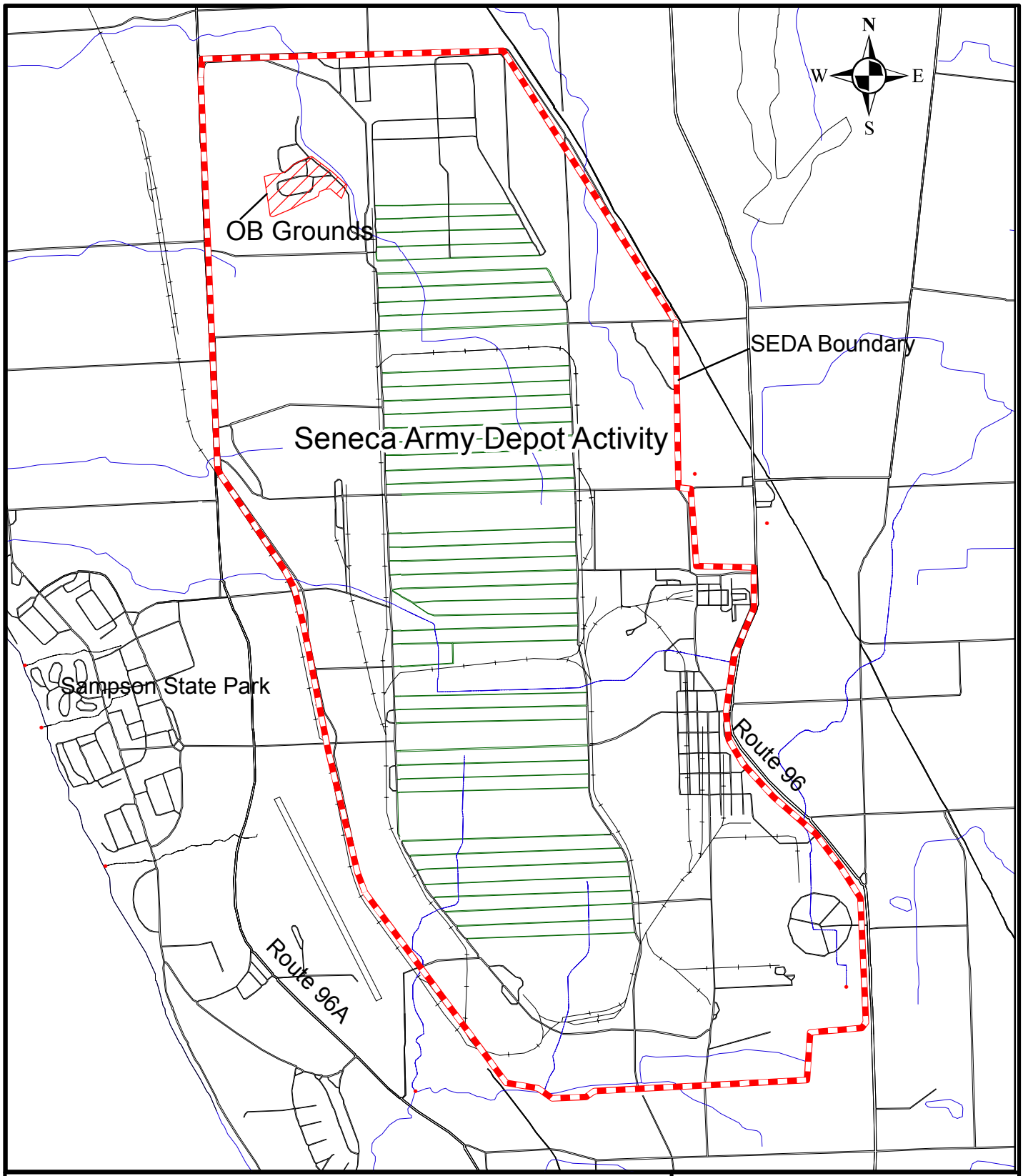

Approximate Boundary of SEDA Site

Approximate Boundary and extent of OB Grounds

0 2,500 5,000 10,000 15,000 Feet

PARSONS

CLIENT / PROJECT TITLE

SENECA ARMY DEPOT

OPEN BURNING (OB) GROUNDS

LTM 2014 ANNUAL REPORT

DEPT: ENVIRONMENTAL REMEDIATION

Figure 1

SEDA Site Map and AOC Location

EDITED BY TIB | DATE OCTOBER 2014

Path: O:\Seneca\Depot Survey\SEDA_Site_Map-OB_Grounds.mxd

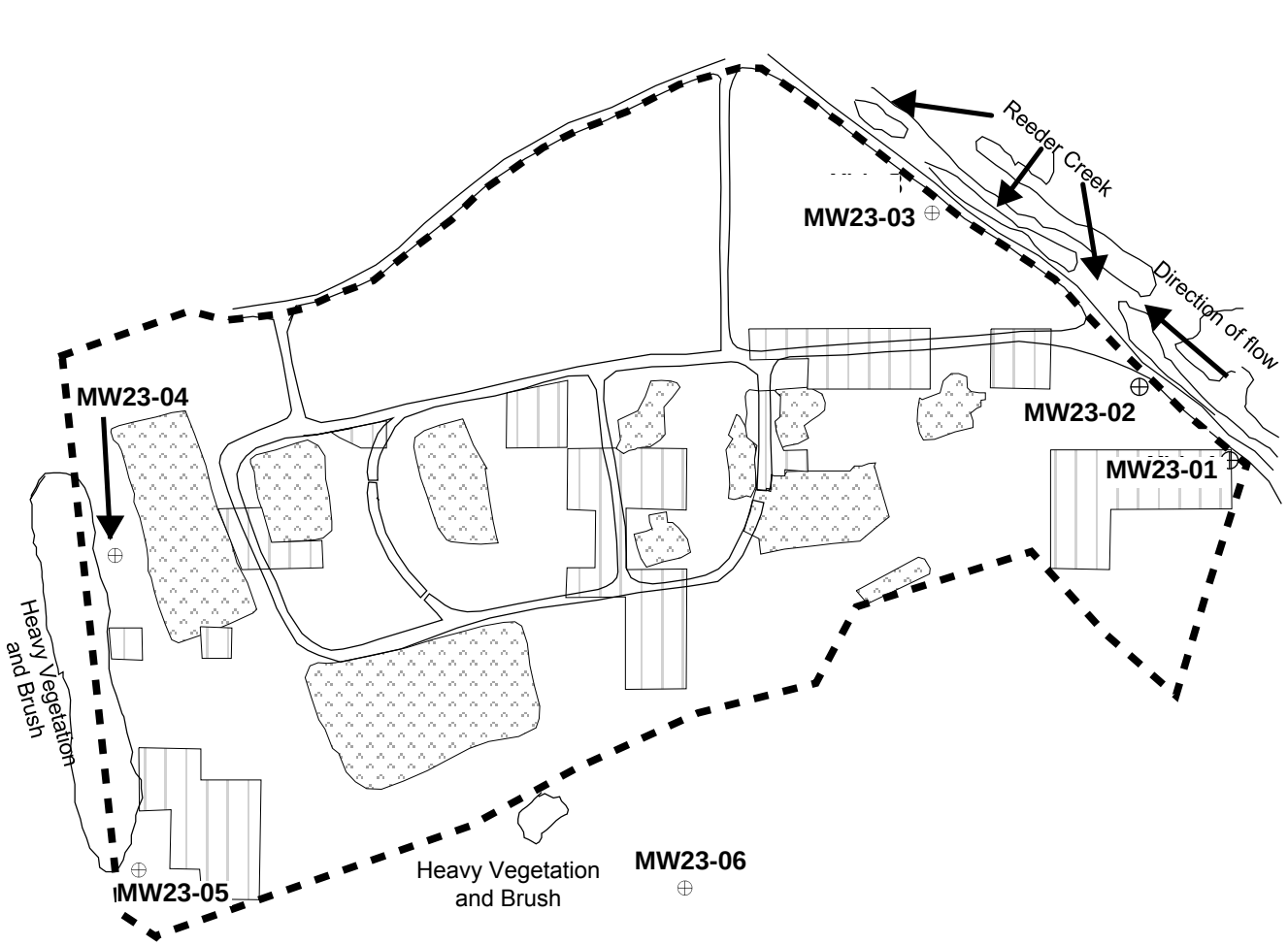

Interred Soils

Former Burning Pads

OB Grounds Boundary

Existing Monitoring Wells

Notes:
(1) Map is not to scale. Location of features shown are approximate.
(2) Map is based on information presented on Figure 4.13 of *Soil and Sediment Remediation, Open Burning Grounds, Completion Report* (Weston Solutions Inc., June 2005).

PARSONS

SENECA ARMY DEPOT ACTIVITY
Open Burning (OB) Grounds
LTM 2014 Annual Report

FIGURE 2
Open Burning Grounds
Site Map

DATE: October 2014

"P:\PIT\Projects\Huntsville Cont W912DY-08-D-0003\TO#15 - LTM and LUC\OB Grounds LTM FY 13\LTM 2013 Annual Report\Draft\Figures\PDF\Figure 2 OB Grounds Site Map.pdf"

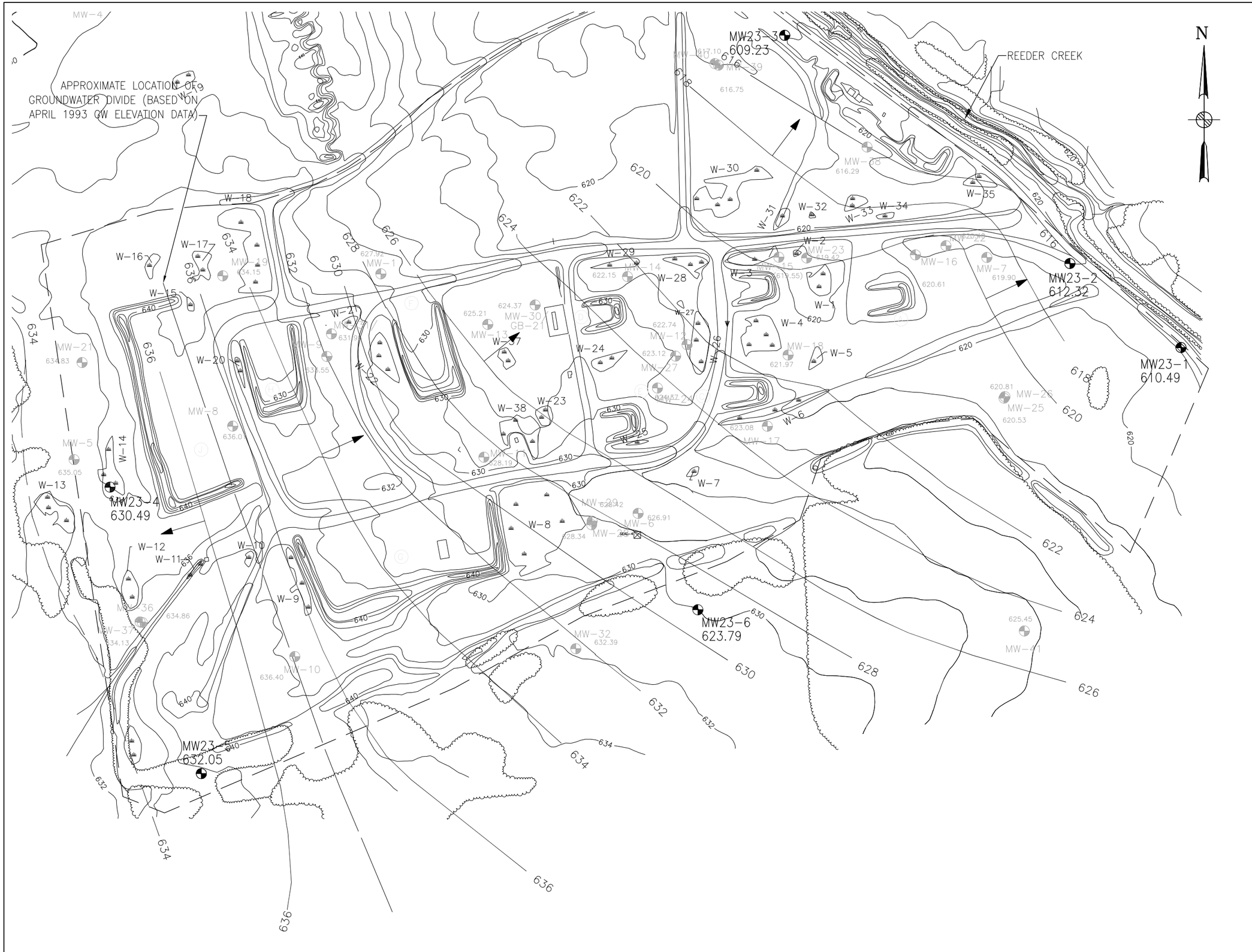

LEGEND:

- BURNING PAD DESIGNATION
- SURVEY MONUMENT
- TOPOGRAPHICAL CONTOURS
- WETLAND & DESIGNATION
- 611.01 CURRENT MONITORING WELL LOCATION WITH OCTOBER 2014 LTM GAUGING DATA
- 611.01 HISTORICAL MONITORING WELLS WITH APRIL 1993 DATA
- 618 HISTORIC GROUNDWATER ELEVATION CONTOUR (APRIL 1993) MSL DATUM
- GENERAL GROUNDWATER FLOW DIRECTION
- APPROXIMATE BOUNDARY AND EXTENT OF OB GROUNDS

100 0 100 200

1" = 200'

PARSONS

PARSONS ENGINEERING SCIENCE, INC.

CLIENT/PROJECT TITLE

SENECA ARMY DEPOT ACTIVITY
OPEN BURNING (OB GROUNDS)
LTM 2014 ANNUAL REPORT

DEPT.	PROJECT. No.
ENVIRONMENTAL ENGINEERING	748662-01500

Figure 3

Historic Groundwater Contours and October 2014 Groundwater Elevations

SCALE	DATE	REV
1" = 200'	NOVEMBER 2014	–

FILE: P:\PIT\PROJECTS\HUNTSVILLE CONT W912DY-08-D-0003\TO#15 - LTM AND LUC\OB GROUNDS LTM FY 15\LTM 2014 ANNUAL REPORT\DRAFT\FIGURES\FIGU, DATE: 02/06/2015 12:09:25PM, p0018397

Figure 4
Groundwater Elevation Profiles
OB Grounds LTM 2014 Annual Report
Seneca Army Depot Activity

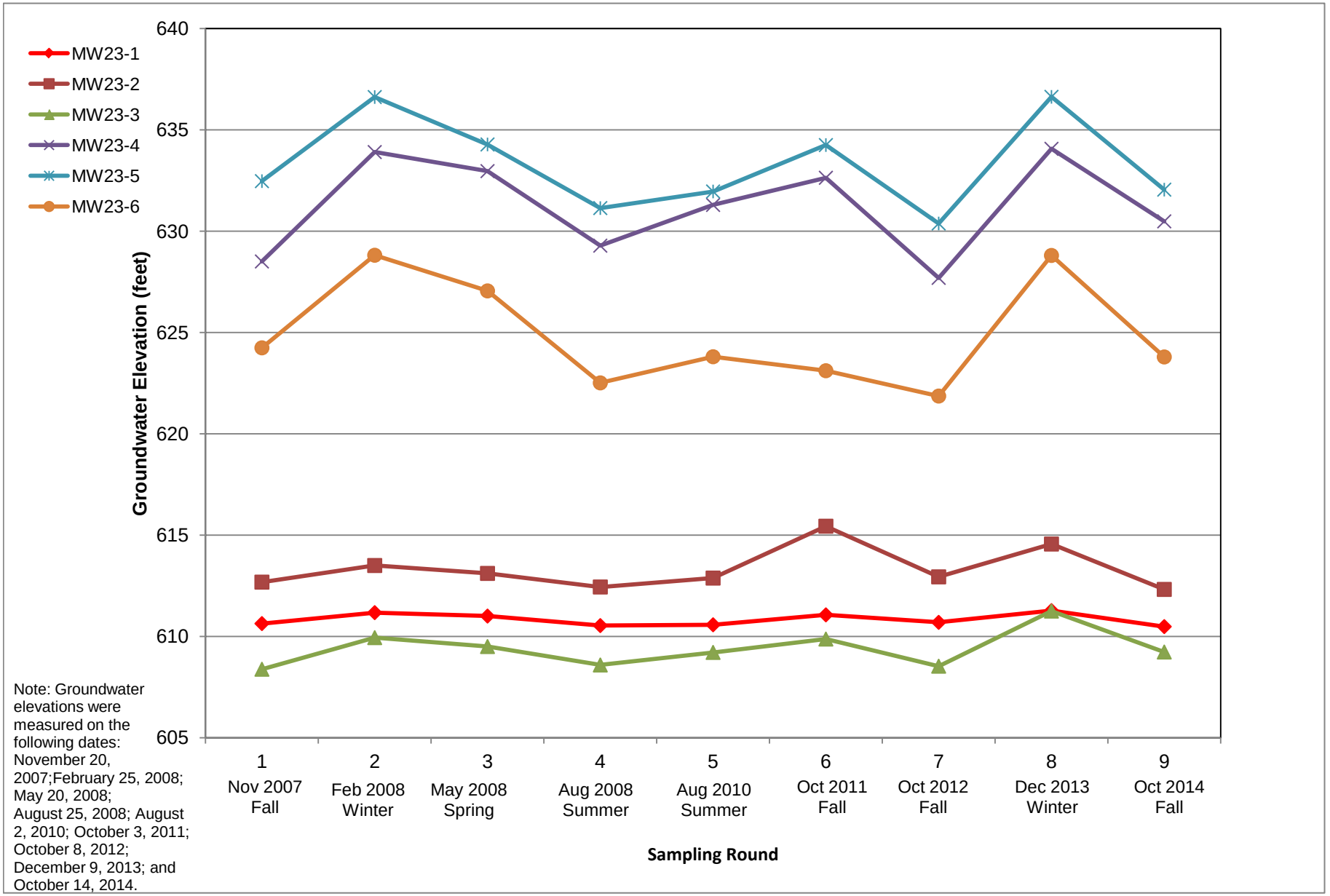

Note: Groundwater elevations were measured on the following dates: November 20, 2007;February 25, 2008; May 20, 2008; August 25, 2008; August 2, 2010; October 3, 2011; October 8, 2012; December 9, 2013; and October 14, 2014.

Figure 5
Concentrations of Total Lead and Total Copper at MW23-1
OB Grounds LTM 2014 Annual Report
Seneca Army Depot Activity

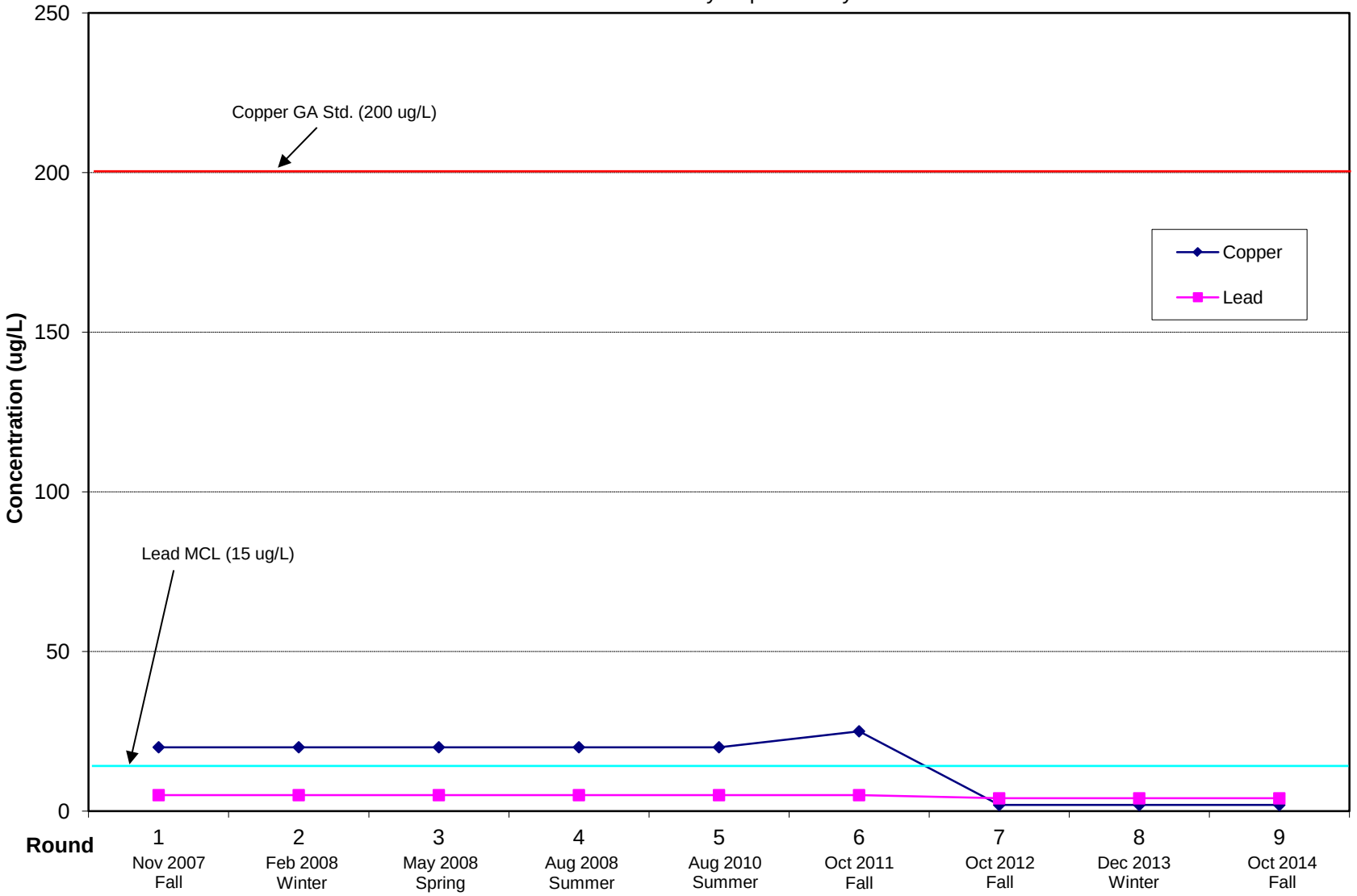

Notes: Groundwater samples were collected on the following dates: November 21, 2007, February 25, 2008, May 21, 2008, August 26, 2008, August 2, 2010, October 3, 2011, October 9, 2012, December 10, 2013, and October 16, 2014.
Groundwater sampling was performed quarterly through August 2, 2010, and annually thereafter. Total copper and total lead concentrations in groundwater were below detection limits.

Figure 6
Concentrations of Total Lead and Total Copper at MW23-2
OB Grounds LTM 2014 Annual Report
Seneca Army Depot Activity

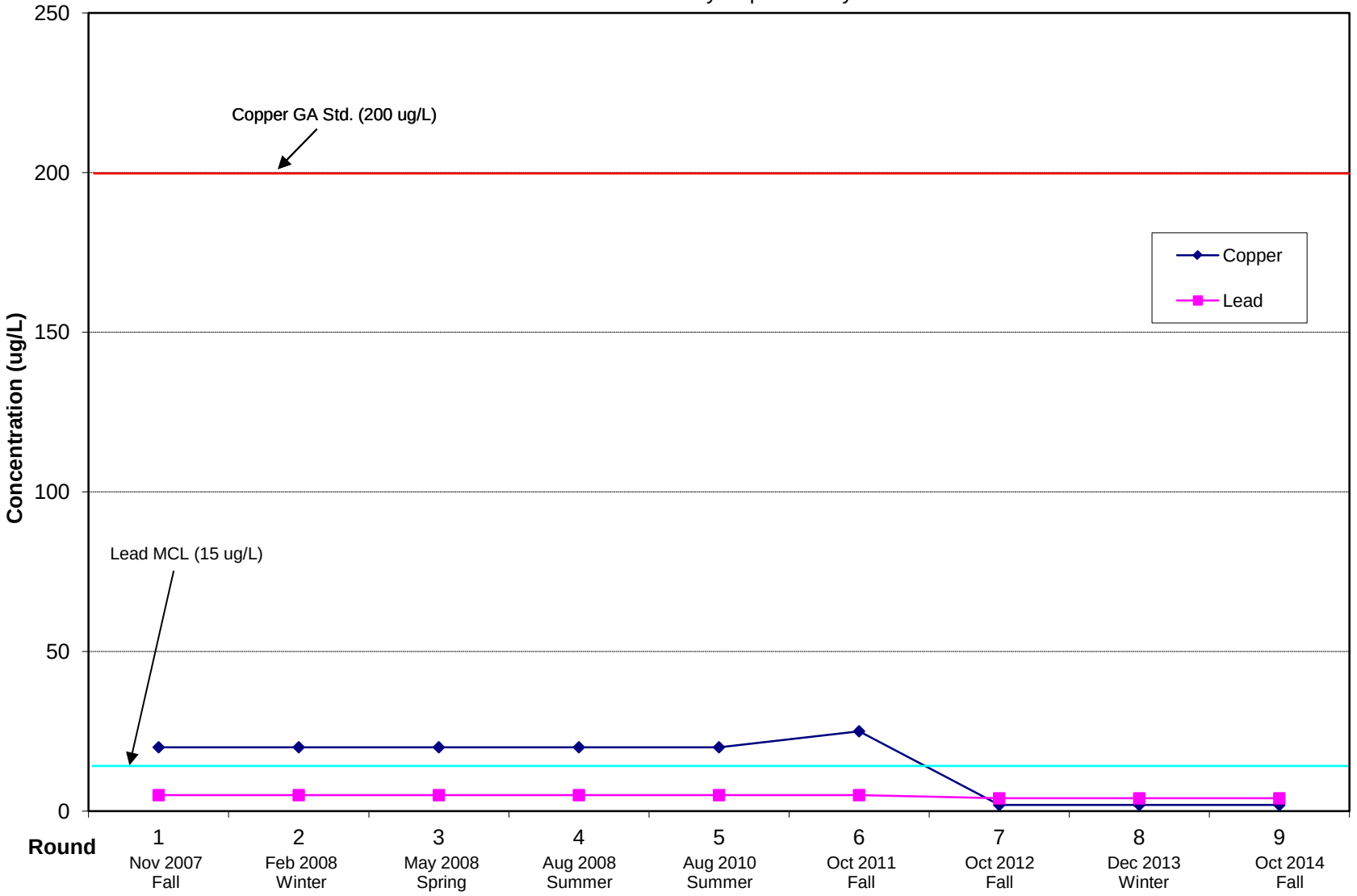

Notes: Groundwater samples were collected on the following dates: November 21, 2007, February 25, 2008, May 21, 2008, August 26, 2008, August 2, 2010, October 3, 2011, October 9, 2012, December 11, 2013, and October 16, 2014.
Groundwater sampling was performed quarterly through August 2, 2010, and annually thereafter. Total copper and total lead concentrations in groundwater were below detection limits.

Figure 7
Concentrations of Total Lead and Total Copper at MW23-3
OB Grounds LTM 2014 Annual Report
Seneca Army Depot Activity

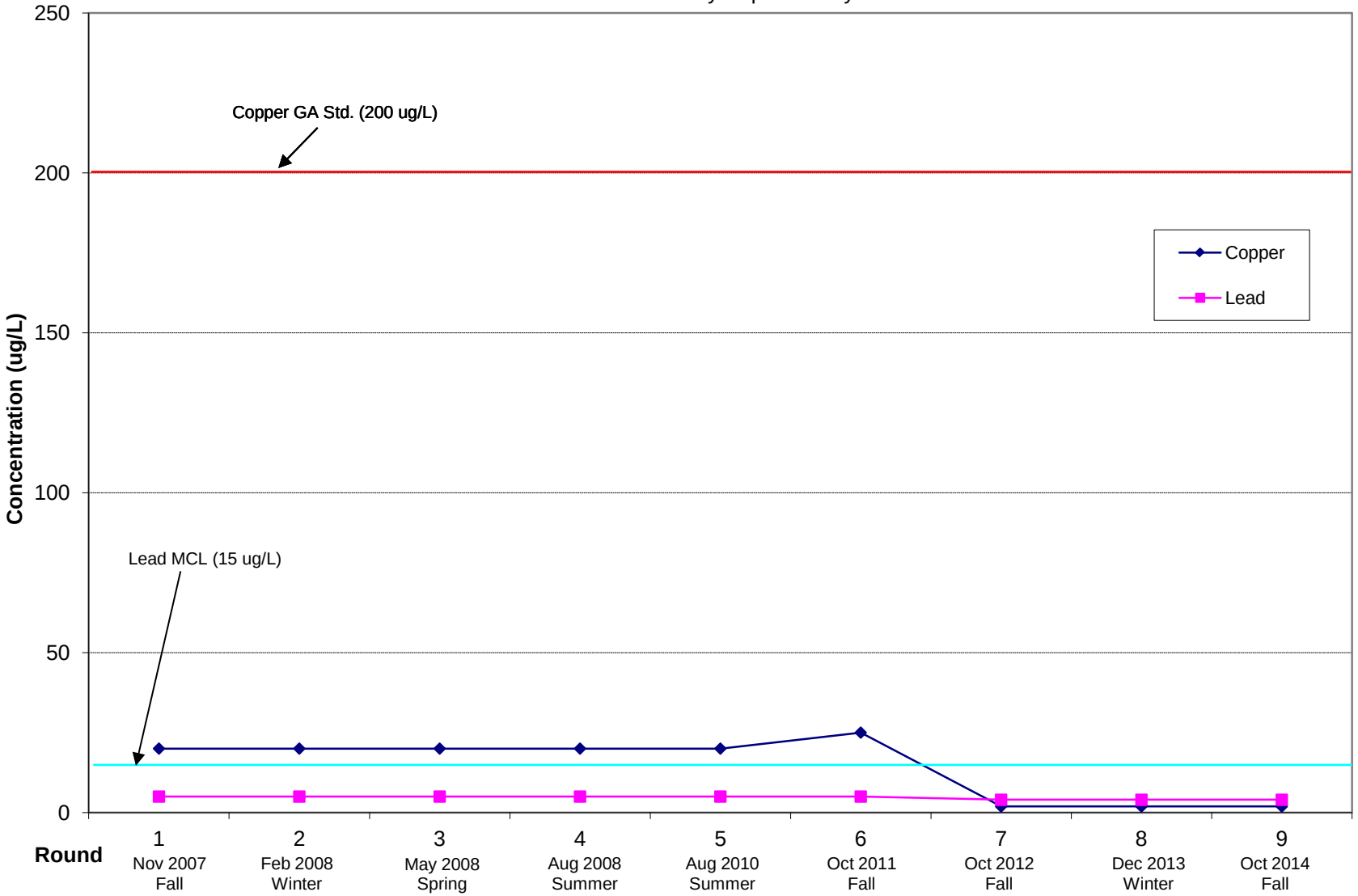

Notes: Groundwater samples were collected on the following dates: November 21, 2007, February 25, 2008, May 21, 2008, August 26, 2008, August 2, 2010, October 3, 2011, October 8, 2012, December 10, 2013, and October 16, 2014.
Groundwater sampling was performed quarterly through August 2, 2010, and annually thereafter. Total copper and total lead concentrations in groundwater were below detection limits.

Figure 8
Concentrations of Total Lead and Total Copper at MW23-4
OB Grounds LTM 2014 Annual Report
Seneca Army Depot Activity

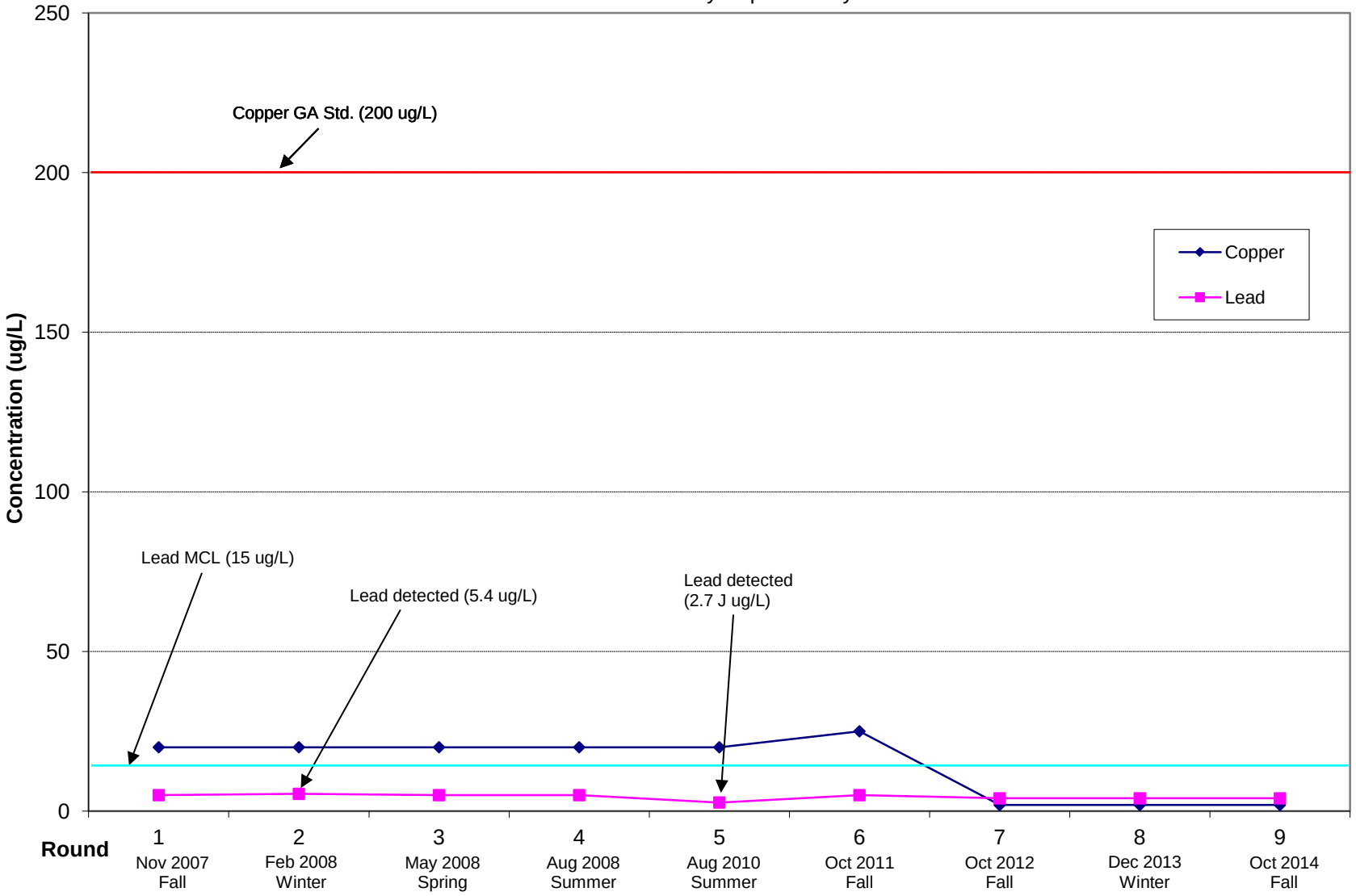

Notes: Groundwater samples were collected on the following dates: November 21, 2007, February 25, 2008, May 21, 2008, August 26, 2008, August 2, 2010, October 3, 2011, October 8, 2012, December 10, 2013 and October 15, 2014.
Groundwater sampling was performed quarterly through August 2, 2010, and annually thereafter. Total copper and total lead concentrations in groundwater were below detection limits except where otherwise noted.

Figure 9
Concentrations of Total Lead and Total Copper at MW23-5
OB Grounds LTM 2014 Annual Report
Seneca Army Depot Activity

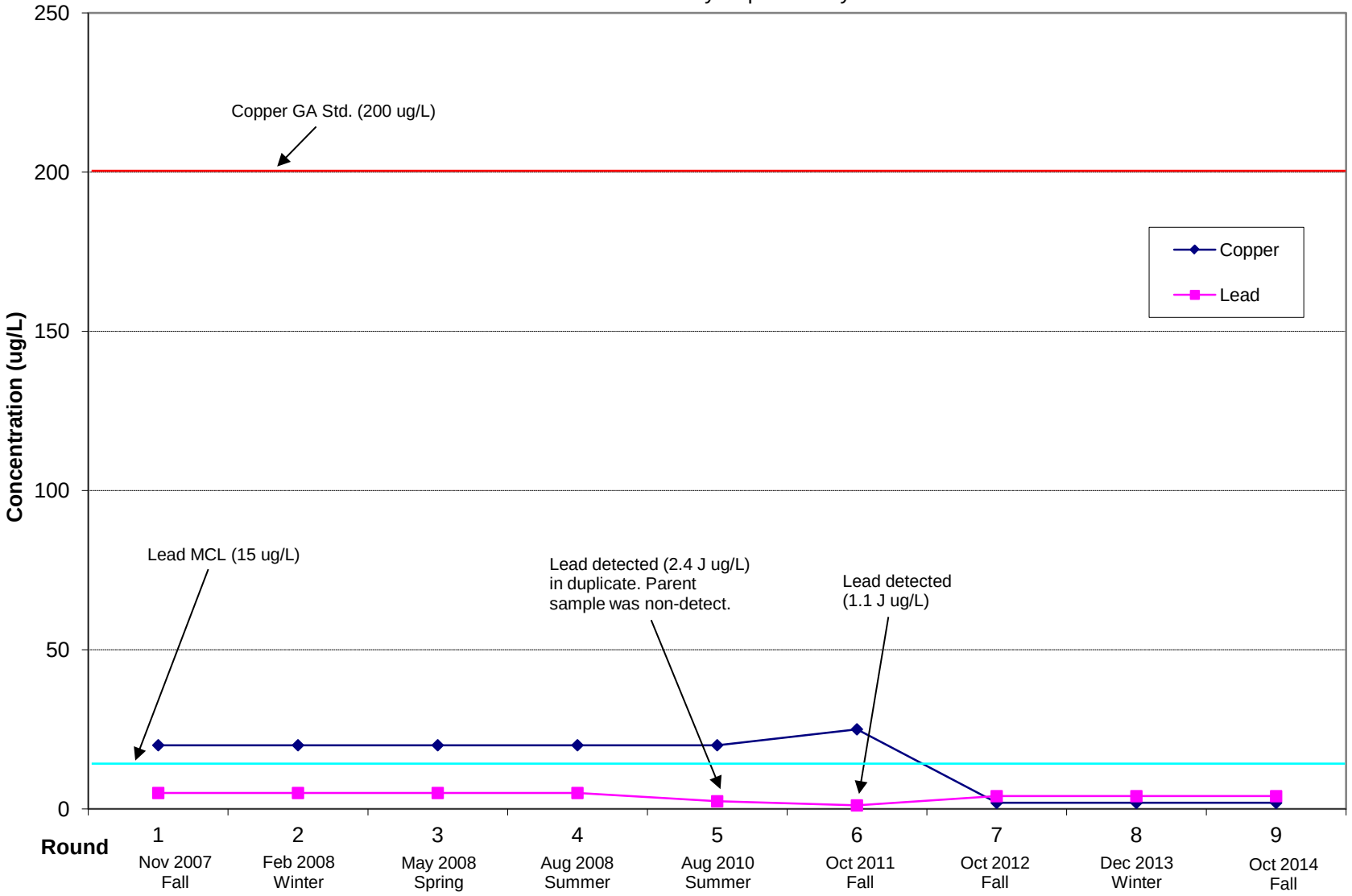

Notes: Groundwater samples were collected on the following dates: November 21, 2007, February 25, 2008, May 21, 2008, August 26, 2008, August 2, 2010, October 3, 2011, October 8, 2012, December 10, 2013 and October 15, 2014.
Groundwater sampling was performed quarterly through August 2, 2010, and annually thereafter. Total copper and total lead concentrations in groundwater were below detection limits except where otherwise noted.

Figure 10
Concentrations of Total Lead and Total Copper at MW23-6
OB Grounds LTM 2014 Annual Report
Seneca Army Depot Activity

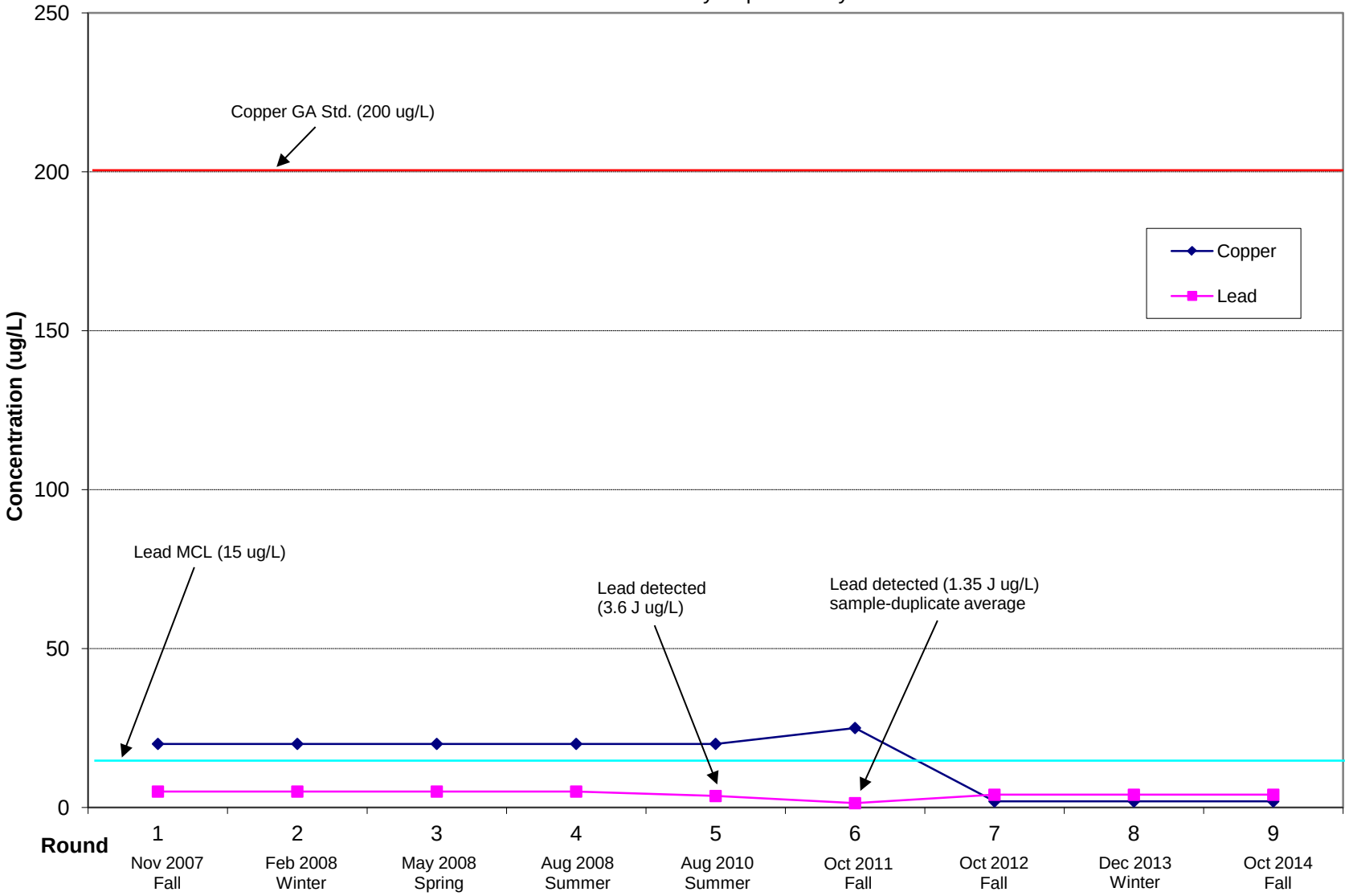

Notes: Groundwater samples were collected on the following dates: November 21, 2007, February 25, 2008, May 21, 2008, August 26, 2008, August 2, 2010, October 3, 2011, October 8, 2012, December 10, 2013 and October 16, 2014.
Groundwater sampling was performed quarterly through August 2, 2010, and annually thereafter. Total copper and total lead concentrations in groundwater were below detection limits except where otherwise noted.

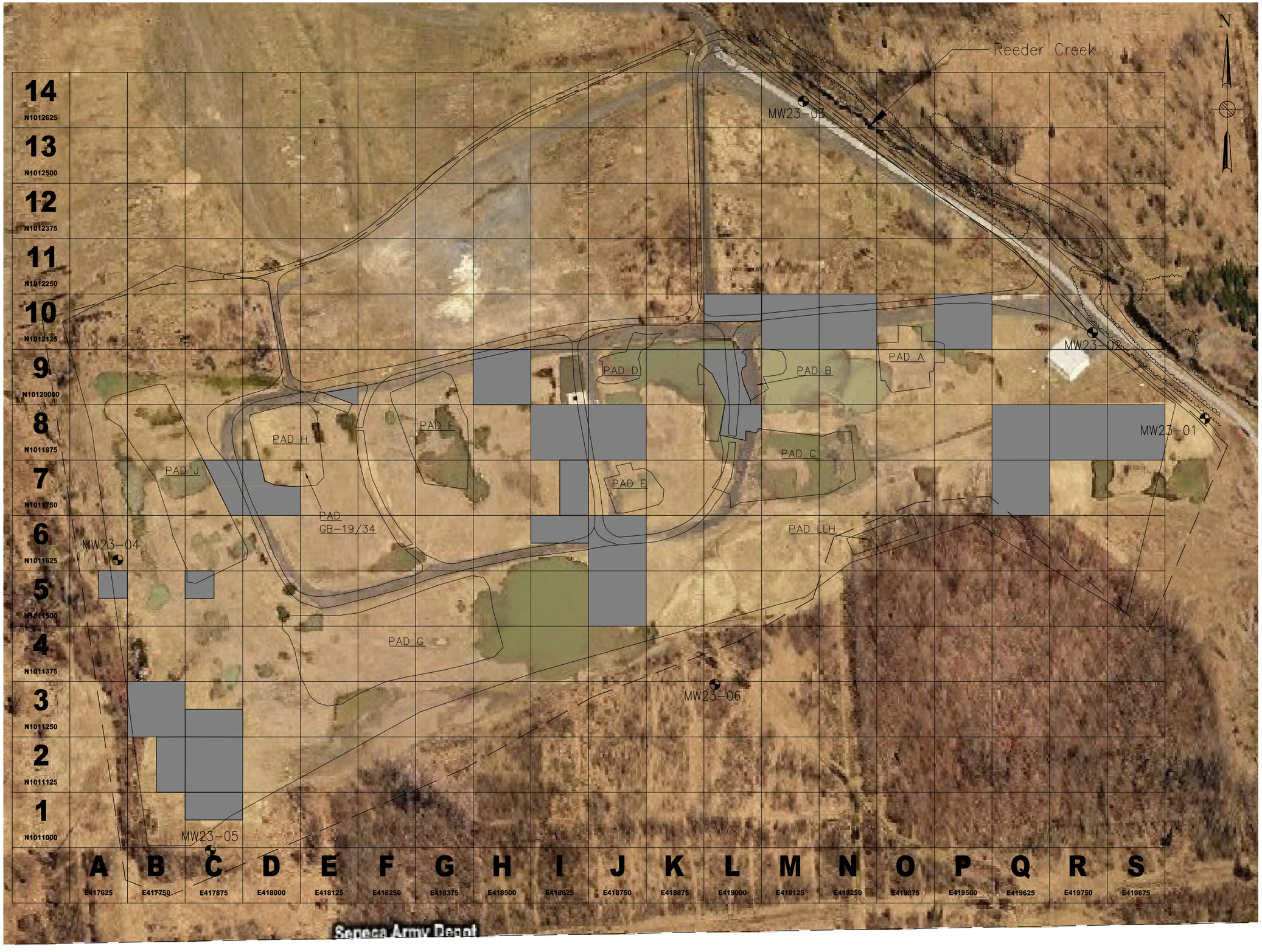

LEGEND

- WELLS INSTALLED AUGUST 2007
- AREA OF 9-INCH SOIL COVER
- — — APPROXIMATE BOUNDARY AND EXTENT OF OB GROUNDS

NOTES:

1. THE SOIL COVER AND GRID LOCATIONS WERE PROVIDED BY WESTON SOLUTIONS, INC. (JUNE 2005)
2. THE GRID SYSTEM IS OVERLAYED OVER AN AERIAL IMAGE OF THE SITE. FIGURE NOT TO SCALE.

PARSONS

CLIENT/PROJECT TITLE

SENECA ARMY DEPOT
OPEN BURNING (OB) GROUNDS
LTM 2014 ANNUAL REPORT

DEPT.	Dwg. No.
ENVIRONMENTAL ENGINEERING	748662-01400

Figure 11
Open Burning Grounds
Soil Cover Areas and Well Locations

SCALE	DATE	REV
N.T.S.	NOVEMBER 2014	–

FILE: P:\PIT\PROJECTS\HUNTSVILLE CONT W912DY-08-D-0003\TO#15 - LTM AND LUC\OB GROUNDS LTM FY 15\LTM 2014 ANNUAL REPORT\DRAFT\FIGURES\FIGU, DATE: 11/10/2014 12:44:48PM, p0018397

0 50 100 200 300 400 Feet

N

Beaver Dam Location

Reeder Creek

MW23-3

MW23-2

MW23-1

0 37.5 75 150 225 300 Feet

N

Approx. Downstream Limits of Excavated Creek Bottom
Start of Creek Inspection

0 125 250 500 750 1,000 Feet

Beaver Dam Location

OD Grounds (SEAD-45)

Direction of stream flow

OB Grounds (SEAD-23)

Reeder Creek

End of Creek Inspection
Approx. Upstream Limits of Excavated Creek Bottom

Legend

- 1 — Photo ID with directional arrow. Numbers without arrow, view is down
- MW23-1 — Monitoring Well
- OB Grounds Boundary
- Stagnant Pooling Area
- Beaver Dam Back Flooding Extent
- Vegetation Embankment
- OD Grounds 2012 Creek Brush Cutting Area

PARSONS

SENECA ARMY DEPOT ACTIVITY
Open Burning Grounds
LTM 2014 Annual Report

FIGURE 12
Reeder Creek Inspection
Photo Locations (October 14, 2014)

November 2014 | Ver 2.0 | TIB

Path: P:\PIT\Projects\Huntsville Cont W912DY-08-D-0003\TO#15 - LTM and LUC\OB Grounds LTM FY 15\LTM 2014 Annual Report\Draft\Figures\Figure 12 Creek Photo Loc.mxd

APPENDICES

A	Open Burning Grounds Long-Term Monitoring Round 9 Field Forms
B	Complete Groundwater Monitoring Results for OB Grounds LTM
C	Laboratory Reports (provided on the electronic (CD) version of this report)
D	Data Validation
E	Reeder Creek Inspection Photos (October 2014)
F	Statistical Analysis of LTM Results
G	Cap Inspection Photo Log (October 2014)
H	Response to Comments

APPENDIX A

OPEN BURNING GROUNDS LONG-TERM MONITORING ROUND 9 FIELD FORMS

GROUNDWATER ELEVATION REPORT

PARSONS | CLIENT: | DATE: 10/14/2014

PROJECT: OB GROUNDS LTM - ROUND 9 | PROJECT NO:

LOCATION: ROMULUS, NY | INSPECTOR: Scott Dillman, Tyler Vahldick

MONITORING EQUIPMENT:

INSTRUMENT	DECTECTOR	BGD	TIME	REMARKS

WATER LEVEL INDICATOR:

INSTRUMENT	CORRECTION FACTOR

COMMENTS: 69°F, overcast + windy

WELL	TIME	DEPTH TO WATER	DEPTH TO WELL BOTTOM	CORRECTED WATER LEVEL	MEASURED POW	INSTALLED POW	PRODUCT SPEC. GRAV.	WELL STATUS / COMMENTS (Lock?, Well #?, Surface Disturbance?, Riser marked?, Condition of: riser, concrete, protective casing, etc.)
23-1	1410	12.15	15.25					locked
23-2	1417	9.96	15.19					locked
23-3	1422	9.95	14.90					locked
23-4	1426	6.62	17.83					locked, concrete casing slightly lifted out of the well box
23-5	1432	7.42	17.62					locked, concrete casing wobbly, slightly unstable.
23-6	1436	8.80	17.60					locked

(ALL DEPTH MEASUREMENTS FROM MARKED LOCATION ON RISER)

SAMPLING RECORD - GROUNDWATER

SENECA ARMY DEPOT ACTIVITY	PARSONS	WELL #: MW23-1

PROJECT: OB Grounds LTM Groundwater Sampling - Round 9
LOCATION: ROMULUS, NY

DATE: 10/16/14
INSPECTORS: SD / TV
PUMP #: 08389 - peristaltic
SAMPLE ID #: OBLM20057

WEATHER / FIELD CONDITIONS CHECKLIST (RECORD MAJOR CHANGES)

TIME (24 HR)	TEMP (APPRX)	WEATHER (APPRX)	REL. HUMIDITY (GEN)	WIND VELOCITY (APPRX)	WIND (FROM) DIRECTION (0 - 360)	GROUND / SITE SURFACE CONDITIONS
1357	73 F	partly cloudy	C/S TV	S/W TV		dry
				0-5	SW	

MONITORING	
INSTRUMENT	DETECTOR
OVM-580	PID

WELL VOLUME CALCULATION FACTORS

DIAMETER (INCHES):	0.25	1	2	3	4	6
GALLONS / FOOT:	0.0026	0.041	0.163	0.367	0.654	1.47
LITERS/FOOT	0.010	0.151	0.617	1.389	2.475	5.564

ONE WELL VOLUME (GAL) = [(POW - STABILIZED WATER LEVEL) X WELL DIAMETER FACTOR (GAL/FT)]

HISTORIC DATA	DEPTH TO POINT OF WELL (TOC)	DEPTH TO TOP OF SCREEN (TOC)	SCREEN LENGTH (FT)	WELL DEVELOPMENT TURBIDITY	WELL DEVELOPMENT pH	WELL DEVELOPMENT SPEC. COND
	15.20					

DATA COLLECTED AT WELL SITE	PID READING (OPENING WELL)	DEPTH TO STATIC WATER LEVEL (TOC)	DEPTH TO STABILIZED WATER LEVEL (TOC)	DEPTH TO PUMP INTAKE (TOC)	PUMPING START TIME
		12.05'			

RADIATION SCREENING DATA	PUMP PRIOR TO SAMPLING (cps)		PUMP AFTER SAMPLING (cps)	

MONITORING DATA COLLECTED DURING PURGING OPERATIONS

TIME (min)	WATER LEVEL	PUMPING RATE (ml/min)	CUMULATIVE VOL (GALLONS)	DISSOLVED OXYGEN (mg/L)	TEMP (C)	SPEC. COND (umhos)	pH	ORP (mV)	TURBIDITY (NTU)
1405	12.05		start pump	YSI 0285	—	Horiba	0185	77 —	Hach 165.47
1414	12.13	104		0.64	15.1	.458	6.71	81	8.15
1420	12.13	88		0.62	15.0	.464	6.71	89	2.70
1425	12.13	88		0.61	15.0	.472	6.71	100	1.72
1430	12.13	91		0.46	15.0	.470	6.71	94	1.03
1435	12.13	95		0.32	14.9	0.467	6.71	90	1.23
1440	12.14	130		0.28	14.9	0.471	6.71	86	1.23
1445	12.15	86		0.20	15.0	0.469	6.70	83	1.27
1450	12.13	85		0.22	14.9	0.470	6.71	80	1.38
1455	12.13	98		0.23	14.9	0.473	6.70	77	0.90
1500	12.13	98		0.14	14.9	0.470	6.70	72	0.65
1505	12.14	95	1.5 gal	0.18	14.9	0.472	6.71	71	0.58
1510	12.14	98		0.25	14.9	0.472	6.71	67	0.85
1520	12.14	106		0.19	14.9	0.470	6.71	67	0.83
1525	12.17	128		0.16	14.9	0.460	6.72	61	0.61
1530	12.14	95		0.10	14.9	0.465	6.72	58	0.66
1535	12.14	100		0.06	14.8	0.468	6.72	53	0.69
1540	12.14	108		0.12	14.8	0.466	6.72	51	0.64
1545	12.14	108		0.12	14.9	0.465	6.72	48	0.56
1550	12.14	102		0.10	14.9	0.457	6.72	48	0.50
1555	12.16	100		0.09	14.9	0.458	6.72	45	0.68

SAMPLING RECORD - GROUNDWATER

SENECA ARMY DEPOT ACTIVITY	PARSONS	WELL #: MW23-1

PROJECT: OB Grounds LTM Groundwater Sampling - Round 9
LOCATION: ROMULUS, NY

DATE: 10/16/14
INSPECTORS: SD / TV
PUMP #: 08389 - peristaltic
SAMPLE ID #: OBLM20057

WEATHER / FIELD CONDITIONS CHECKLIST (RECORD MAJOR CHANGES)

TIME (24 HR)	TEMP (APPRX)	WEATHER (APPRX)	REL. HUMIDITY (GEN)	WIND VELOCITY (APPRX)	WIND (FROM) DIRECTION (0 - 360)	GROUND / SITE SURFACE CONDITIONS
1357	73	partly cloudy		0-5	SW	dry

MONITORING INSTRUMENT	MONITORING DETECTOR
OVM-580	PID

WELL VOLUME CALCULATION FACTORS

DIAMETER (INCHES):	0.25	1	2	3	4	6
GALLONS / FOOT:	0.0026	0.041	0.163	0.367	0.654	1.47
LITERS/FOOT	0.010	0.151	0.617	1.389	2.475	5.564

ONE WELL VOLUME (GAL) = [(POW - STABILIZED WATER LEVEL) X WELL DIAMETER FACTOR (GAL/FT)]

HISTORIC DATA	DEPTH TO POINT OF WELL (TOC)	DEPTH TO TOP OF SCREEN (TOC)	SCREEN LENGTH (FT)	WELL DEVELOPMENT TURBIDITY	WELL DEVELOPMENT pH	WELL DEVELOPMENT SPEC. COND
	15.20'					
DATA COLLECTED AT WELL SITE	PID READING (OPENING WELL)	DEPTH TO STATIC WATER LEVEL (TOC)		DEPTH TO STABILIZED WATER LEVEL (TOC)	DEPTH TO PUMP INTAKE (TOC)	PUMPING START TIME
		12.05'				
RADIATION SCREENING DATA	PUMP PRIOR TO SAMPLING (cps)			PUMP AFTER SAMPLING (cps)		

MONITORING DATA COLLECTED DURING PURGING OPERATIONS

TIME (min)	WATER LEVEL	PUMPING RATE (ml/min)	CUMULATIVE VOL (GALLONS)	DISSOLVED OXYGEN (mg/L)	TEMP (C)	SPEC. COND (umhos)	pH	ORP (mV) SD	TURBIDITY (NTU)
1600	12.14	86	~3 gal	0.11	14.8	0.465	6.73	0.465 42	0.64
1606	12.14	100		0.15	14.9	0.468	6.73	41	0.63
1611	12.14	100		0.08	14.8	.463	6.73	40	0.63
1616	12.14	100	~3.5 gal	0.11	14.9	.464	6.73	39	0.70
1621		collect	sample	OBLM20057					
		post sample geochem		parameters					
1630	12.14	98	~3.75 gal	0.11	14.8	.469	6.73	43	0.69

SAMPLING RECORD - GROUNDWATER

SENECA ARMY DEPOT ACTIVITY	PARSONS	WELL #: MW23-2

PROJECT: OB Grounds LTM Groundwater Sampling - Round 9
LOCATION: ROMULUS, NY

DATE: 10/16/14
INSPECTORS: TV
PUMP #: 1994 - peristaltic
SAMPLE ID #: OBLM20058

WEATHER / FIELD CONDITIONS CHECKLIST (RECORD MAJOR CHANGES)

TIME (24 HR)	TEMP (APPRX)	WEATHER (APPRX)	REL. HUMIDITY (GEN)	WIND VELOCITY (APPRX)	WIND (FROM) DIRECTION (0 - 360)	GROUND / SITE SURFACE CONDITIONS
1116	72 F	partly cloudy		0-5	SW	slightly wet

MONITORING INSTRUMENT	MONITORING DETECTOR
OVM-580	PID

WELL VOLUME CALCULATION FACTORS

DIAMETER (INCHES):	0.25	1	2	3	4	6
GALLONS / FOOT:	0.0026	0.041	0.163	0.367	0.654	1.47
LITERS/FOOT	0.010	0.151	0.617	1.389	2.475	5.564

ONE WELL VOLUME (GAL) = [(POW - STABILIZED WATER LEVEL) X WELL DIAMETER FACTOR (GAL/FT)]

HISTORIC DATA	DEPTH TO POINT OF WELL (TOC)	DEPTH TO TOP OF SCREEN (TOC)	SCREEN LENGTH (FT)	WELL DEVELOPMENT TURBIDITY	WELL DEVELOPMENT pH	WELL DEVELOPMENT SPEC. COND
	15.2'					

DATA COLLECTED AT WELL SITE	PID READING (OPENING WELL)	DEPTH TO STATIC WATER LEVEL (TOC)	DEPTH TO STABILIZED WATER LEVEL (TOC)	DEPTH TO PUMP INTAKE (TOC)	PUMPING START TIME
		9.75'			

RADIATION SCREENING DATA	PUMP PRIOR TO SAMPLING (cps)		PUMP AFTER SAMPLING (cps)	

MONITORING DATA COLLECTED DURING PURGING OPERATIONS

TIME (min)	WATER LEVEL	PUMPING RATE (ml/min)	CUMULATIVE VOL (GALLONS)	DISSOLVED OXYGEN (mg/L)	TEMP (C)	SPEC. COND (umhos)	pH	ORP (mV)	TURBIDITY (NTU)
1116	9.75	start pump		YSI 6122		Horiba 169860			Hach 11638
1121	10.09	160		0.21	15.1	.416	6.90	252	34.5
1126	10.15	104		0.17	15.3	.401	7.22	233	13.1
1131	10.22	99		0.17	15.5	.392	6.99	240	4.85
1136	10.30	100		0.21	15.5	.399	7.34	217	2.63
1141	10.37	108		0.27	15.5	.403	7.20	224	1.49
1146	10.44	108		0.28	15.5	.406	7.15	227	1.14
1151	10.50	101		0.26	15.5	.407	7.22	218	0.68
1156	10.54	104		0.22	15.5	.408	7.29	211	0.68
1202	10.60	107	~1.25 gal	0.22	15.5	.407	7.08	223	0.49
1207	10.64	106		0.17	15.4	.407	6.96	228	0.52
1213	10.69	106		0.17	15.4	.404	7.30	207	0.53
1218	10.71	104		0.13	15.4	.405	7.06	221	0.36
1223	10.74	107		0.14	15.4	.402	7.31	204	0.40
1228	10.76	109	~1.75 gal	0.13	15.4	.402	7.16	211	0.23
1233	10.77	108		0.11	15.4	.401	7.26	205	0.24
1238	10.80	104		0.12	15.4	.404	7.31	201	0.30
1243	10.80	105		0.11	15.4	.406	7.26	203	0.32
1248	10.80	103	~2.5 gal	0.11	15.3	.402	7.19	206	0.32
1255		sample	collected	OBLM20058					

post sample geo parameters
1305 | 10.82 | 106 | ~2.75 gal | 0.11 | 15.3 | .405 | 7.26 | 201 | 0.31

SAMPLING RECORD - GROUNDWATER

SENECA ARMY DEPOT ACTIVITY	PARSONS	WELL #: MW23-3

PROJECT: OB Grounds LTM Groundwater Sampling - Round 9
LOCATION: ROMULUS, NY

DATE: 10/16/14
INSPECTORS: D.T and
PUMP #: 08389
SAMPLE ID #: OBLM20059

WEATHER / FIELD CONDITIONS CHECKLIST (RECORD MAJOR CHANGES)

TIME (24 HR)	TEMP (APPRX)	WEATHER (APPRX)	REL. HUMIDITY (GEN)	WIND VELOCITY (APPRX)	WIND (FROM) DIRECTION (0 - 360)	GROUND / SITE SURFACE CONDITIONS
11:45						
	72	Partly cloudy		5-15	SW	wet in spots

MONITORING	
INSTRUMENT	DETECTOR
OVM-580	PID
NA	NA

WELL VOLUME CALCULATION FACTORS

DIAMETER (INCHES):	0.25	1	2	3	4	6
GALLONS / FOOT:	0.0026	0.041	0.163	0.367	0.654	1.47
LITERS/FOOT	0.010	0.151	0.617	1.389	2.475	5.564

ONE WELL VOLUME (GAL) = [(POW - STABILIZED WATER LEVEL) X WELL DIAMETER FACTOR (GAL/FT)]

HISTORIC DATA	DEPTH TO POINT OF WELL (TOC)	DEPTH TO TOP OF SCREEN (TOC)	SCREEN LENGTH (FT)	WELL DEVELOPMENT TURBIDITY	WELL DEVELOPMENT pH	WELL DEVELOPMENT SPEC. COND
	14.92					

DATA COLLECTED AT WELL SITE	PID READING (OPENING WELL)	DEPTH TO STATIC WATER LEVEL (TOC)	DEPTH TO STABILIZED WATER LEVEL (TOC)	DEPTH TO PUMP INTAKE (TOC)	PUMPING START TIME
		9.96			

RADIATION SCREENING DATA	PUMP PRIOR TO SAMPLING (cps)		PUMP AFTER SAMPLING (cps)	

MONITORING DATA COLLECTED DURING PURGING OPERATIONS

TIME (min)	WATER LEVEL	PUMPING RATE (ml/min)	CUMULATIVE VOL (GALLONS)	DISSOLVED OXYGEN (mg/L)	TEMP (C)	SPEC. COND (umhos)	pH	ORP (mV)	TURBIDITY (NTU)
1150	9.96	Pre pump		YSI 02851 →		Horiba 01857 →			Hach 1654
1153			Start Pump						
1200		118		0.51	15.3	0.379	7.02	74	
1205	10.05	115		0.33	15.2	0.378	6.82	18	
1210	10.01	98		0.23	15.1	0.384	6.81	9	8.50
1215	10.02	98		0.23	15.1	0.386	6.80	4	4.39
1220	10.03	110		0.24	15.1	0.383	6.79	1	3.11
1225	10.03	115		0.29	15.1	0.385	6.79	-1	3.06
1230	10.03	130		0.30	15.1	0.384	6.79	-2	1.85
1235	10.04	130	1 gal	0.23	15.1	0.380	6.79	-2	1.27
1240	10.04	130		0.21	15.1	0.375	6.79	-2	1.69
1245	10.04	130		0.24	15.1	0.374	6.79	-2	1.53
1250	10.04	130		0.24	15.1	0.373	6.79	-2	1.13
1255	10.04	128		0.22	15.1	0.377	6.79	-2	0.99
1:00	10.06	132	2 gal.	0.21	15.1	0.376	6.79	-2	0.66
1:05	10.05	128		0.18	15.1	0.377	6.79	-2	0.70
1:10	10.05	128		0.15	15.1	0.379	6.79	-2	0.87
1:15	10.05	128		0.17	15.1	0.378	6.79	-2	0.88
1:20	10.05	128		0.17	15.1	0.379	6.79	-2	0.80
Collect Sample for Total Copper & Lead at 1:25									
1:40	10.08	186	3.25 gal	0.09	15.1	0.373	6.80	4	7.25

Post SAMPLE

NOTE: After sample flow cell emptied & water in tubing went down well. Stirred up turbidity. Reconnected cell & pump. Pumped 15 minutes before taking post sample reading.

SAMPLING RECORD - GROUNDWATER

SENECA ARMY DEPOT ACTIVITY	PARSONS	WELL #: MW23-4

PROJECT: OB Grounds LTM Groundwater Sampling - Round 9
LOCATION: ROMULUS, NY

DATE: 10/15/14
INSPECTORS: SD/TV
PUMP #: 19942-peristaltic
SAMPLE ID #: OBLM20060

WEATHER / FIELD CONDITIONS CHECKLIST (RECORD MAJOR CHANGES)

TIME (24 HR)	TEMP (APPRX)	WEATHER (APPRX)	REL. HUMIDITY (GEN)	WIND VELOCITY (APPRX)	WIND (FROM) DIRECTION (0 - 360)	GROUND / SITE SURFACE CONDITIONS
1350	65°F	overcast		5-10	east	

MONITORING

INSTRUMENT	DETECTOR
OVM-580	PID

WELL VOLUME CALCULATION FACTORS

DIAMETER (INCHES):	0.25	1	2	3	4	6
GALLONS / FOOT:	0.0026	0.041	0.163	0.367	0.654	1.47
LITERS/FOOT	0.010	0.151	0.617	1.389	2.475	5.564

ONE WELL VOLUME (GAL) = [(POW - STABILIZED WATER LEVEL) X WELL DIAMETER FACTOR (GAL/FT)]

	DEPTH TO POINT OF WELL (TOC)	DEPTH TO TOP OF SCREEN (TOC)	SCREEN LENGTH (FT)	WELL DEVELOPMENT TURBIDITY	WELL DEVELOPMENT pH	WELL DEVELOPMENT SPEC. COND
HISTORIC DATA	17.82'					
	PID READING (OPENING WELL)	**DEPTH TO STATIC WATER LEVEL (TOC)**		**DEPTH TO STABILIZED WATER LEVEL (TOC)**	**DEPTH TO PUMP INTAKE (TOC)**	**PUMPING START TIME**
DATA COLLECTED AT WELL SITE		6.70'				
	PUMP PRIOR TO SAMPLING (cps)			**PUMP AFTER SAMPLING (cps)**		
RADIATION SCREENING DATA						

MONITORING DATA COLLECTED DURING PURGING OPERATIONS

TIME (min)	WATER LEVEL	PUMPING RATE (ml/min)	CUMULATIVE VOL (GALLONS)	DISSOLVED OXYGEN (mg/L)	TEMP (C)	SPEC. COND (umhos)	pH	ORP (mV)	TURBIDITY (NTU)
1350	6.70	start	pump	YSI. 2851		Horiba 18577			Hach 11638
1355	7.81	116		0.16	14.5	.387	8.44	59	33.9
1403	8.41	107		.08	14.7	.385	8.38	40	16.3
1408	8.85	108		.06	14.8	.379	8.34	32	10.3
1414	9.29	110		.04	14.8	.375	8.28	34	6.89
1419	9.90	108		.04	14.9	.368	8.26	37	4.62
1424	10.31	110		.05	14.9	.364	8.24	40	3.34
1429	10.62	110		.05	14.9	.362	8.24	43	2.84
1434	10.96	110		.04	14.9	.359	8.24	45	2.73
1439	11.13	110		.04	14.9	.357	8.24	47	2.18
1444	11.40	110	~1.5 gal	.04	14.9	.354	8.24	48	2.05
1450	11.75	110		.04	14.9	.347	8.24	50	2.70
1455	12.02	110		.04	14.9	.339	8.25	51	1.69
1500	12.26	110		.03	14.9	.339	8.26	52	1.60
1507	12.67	110		.04	14.9	.331	8.26	54	1.40
1512	12.90	110		.04	14.9	.334	8.26	56	2.15
1517	12.97	110	~2.66 gal	.04	14.9	.329	8.26	57	2.08
1523			sample collected			OBLM20060			
			post sample geochem						
1528	12.92	110	~2.75 gal	.05	14.9	.333	8.22	62	2.08

SAMPLING RECORD - GROUNDWATER

SENECA ARMY DEPOT ACTIVITY	PARSONS	WELL #: MW23-5

PROJECT: OB Grounds LTM Groundwater Sampling - Round 9
LOCATION: ROMULUS, NY

DATE: 10/15/14
INSPECTORS: Dillman/Vahldick
PUMP #: 19942 - Peristaltic
SAMPLE ID #: OBLM20061/62

WEATHER / FIELD CONDITIONS CHECKLIST (RECORD MAJOR CHANGES)

TIME (24 HR)	TEMP (APPRX)	WEATHER (APPRX)	REL. HUMIDITY (GEN)	WIND VELOCITY (APPRX)	WIND (FROM) DIRECTION (0 - 360)	GROUND / SITE SURFACE CONDITIONS
1054	~~70~~ 60°F	Rain, on + off		5-10	West	wet from current rain

MONITORING INSTRUMENT	MONITORING DETECTOR
OVM-580	PID

WELL VOLUME CALCULATION FACTORS

DIAMETER (INCHES):	0.25	1	2	3	4	6
GALLONS / FOOT:	0.0026	0.041	0.163	0.367	0.654	1.47
LITERS/FOOT	0.010	0.151	0.617	1.389	2.475	5.564

ONE WELL VOLUME (GAL) = [(POW - STABILIZED WATER LEVEL) X WELL DIAMETER FACTOR (GAL/FT)]

HISTORIC DATA	DEPTH TO POINT OF WELL (TOC)	DEPTH TO TOP OF SCREEN (TOC)	SCREEN LENGTH (FT)	WELL DEVELOPMENT TURBIDITY	WELL DEVELOPMENT pH	WELL DEVELOPMENT SPEC. COND
	17.62'					

DATA COLLECTED AT WELL SITE	PID READING (OPENING WELL)	DEPTH TO STATIC WATER LEVEL (TOC)	DEPTH TO STABILIZED WATER LEVEL (TOC)	DEPTH TO PUMP INTAKE (TOC)	PUMPING START TIME
		7.47'			

RADIATION SCREENING DATA	PUMP PRIOR TO SAMPLING (cps)		PUMP AFTER SAMPLING (cps)	

MONITORING DATA COLLECTED DURING PURGING OPERATIONS

TIME (min)	WATER LEVEL	PUMPING RATE (ml/min)	CUMULATIVE VOL (GALLONS)	DISSOLVED OXYGEN (mg/L)	TEMP (C)	SPEC. COND (umhos)	pH	ORP (mV)	TURBIDITY (NTU)
~~1049~~				YSI 2851		Horiba 19577			Hach 11635
1054	7.47	start pump							
1101	9.04	360		0.17	13.0	.367	8.10	-21	1.12
1105	9.21	260		0.15	13.2	.364	8.04	-4	1.02
1110	9.42	180		0.13	13.2	.361	8.03	4	0.85
1115	9.10	110		0.12	13.1	.358	8.00	18	0.99
1119	8.92	~~100~~ 130		0.16	13.1	.357	7.99	25	0.68
1123	8.89	108	0.33 gal	0.14	13.1	.357	7.99	29	0.65
1128	8.88	120		0.13	13.0	.355	7.98	32	0.41
1133	8.95	124		0.13	13.0	.355	7.97	34	0.48
1138	8.99	130		0.12	13.0	.348	7.95	37	0.54
1144	8.95	110		0.13	13.1	.349	7.95	43	0.54
1150	8.92	120		0.14	13.0	.346	7.94	47	0.26
1155	8.89	120		0.14	13.0	.342	7.93	48	0.23
1200	8.89	120		0.14	13.0	.339	7.93	48	0.27
1205	8.90	120		0.12	13.0	.337	7.92	49	0.21
1210	8.87	120	2.5 gal	0.12	13.0	.337	7.92	50	0.30
1217	8.89	120		0.13	13.0	.336	7.92	51	0.31
1222	8.90	120		0.13	13.0	.337	7.91	52	0.24
1228	8.91	120		0.13	13.0	.335	7.91	52	0.31
1235	8.91	120	3.5 gal	0.13	13.0	.335	7.90	52	0.35

SAMPLING RECORD - GROUNDWATER

SENECA ARMY DEPOT ACTIVITY	PARSONS	WELL #: MW23-5

PROJECT: OB Grounds LTM Groundwater Sampling - Round 9
LOCATION: ROMULUS, NY

DATE: 10/15/19
INSPECTORS: SD / TV
PUMP #: 19942-peristaltic
SAMPLE ID #: OBLM200601/02

WEATHER / FIELD CONDITIONS CHECKLIST (RECORD MAJOR CHANGES)

TIME (24 HR)	TEMP (APPRX)	WEATHER (APPRX)	REL. HUMIDITY (GEN)	WIND VELOCITY (APPRX)	WIND (FROM) DIRECTION (0 - 360)	GROUND / SITE SURFACE CONDITIONS	MONITORING INSTRUMENT	MONITORING DETECTOR
	60°F	Rain off + on		5-10	West	wet From	OVM-580	PID
						current rain		

WELL VOLUME CALCULATION FACTORS

DIAMETER (INCHES):	0.25	1	2	3	4	6
GALLONS / FOOT:	0.0026	0.041	(0.163)	0.367	0.654	1.47
LITERS/FOOT	0.010	0.151	0.617	1.389	2.475	5.564

ONE WELL VOLUME (GAL) = [(POW - STABILIZED WATER LEVEL) X WELL DIAMETER FACTOR (GAL/FT)]

HISTORIC DATA	DEPTH TO POINT OF WELL (TOC)	DEPTH TO TOP OF SCREEN (TOC)	SCREEN LENGTH (FT)	WELL DEVELOPMENT TURBIDITY	WELL DEVELOPMENT pH	WELL DEVELOPMENT SPEC. COND
	17.62'					

DATA COLLECTED AT WELL SITE	PID READING (OPENING WELL)	DEPTH TO STATIC WATER LEVEL (TOC)	DEPTH TO STABILIZED WATER LEVEL (TOC)	DEPTH TO PUMP INTAKE (TOC)	PUMPING START TIME
		7.47'			

RADIATION SCREENING DATA	PUMP PRIOR TO SAMPLING (cps)		PUMP AFTER SAMPLING (cps)	

MONITORING DATA COLLECTED DURING PURGING OPERATIONS

TIME (min)	WATER LEVEL	PUMPING RATE (ml/min)	CUMULATIVE VOL (GALLONS)	DISSOLVED OXYGEN (mg/L)	TEMP (C)	SPEC. COND (umhos)	pH	ORP (mV)	TURBIDITY (NTU)
							Time	Sample ID	
1240		sample collected		OBLM200601/MS/MSD			1255	OBLM200602	
		Post - sample collection geo parameters							
1305	8.94	120	~4 gal	0.15	13.0	.331	7.87	55	0.35

SAMPLING RECORD - GROUNDWATER

SENECA ARMY DEPOT ACTIVITY	PARSONS	WELL #: MW23-6

PROJECT: OB Grounds LTM Groundwater Sampling - Round 9
LOCATION: ROMULUS, NY

DATE: 10/16/14
INSPECTORS: SD / TV
PUMP #: 08399 - peristaltic
SAMPLE ID #: OBLM20063

WEATHER / FIELD CONDITIONS CHECKLIST (RECORD MAJOR CHANGES)

TIME (24 HR)	TEMP (APPRX)	WEATHER (APPRX)	REL. HUMIDITY (GEN)	WIND VELOCITY (APPRX)	WIND (FROM) DIRECTION (0 - 360)	GROUND / SITE SURFACE CONDITIONS
0850	61°F	overcast, fog		0-5	SW	wet

MONITORING INSTRUMENT	MONITORING DETECTOR
OVM-580	PID

WELL VOLUME CALCULATION FACTORS

DIAMETER (INCHES):	0.25	1	2	3	4	6
GALLONS / FOOT:	0.0026	0.041	0.163	0.367	0.654	1.47
LITERS/FOOT	0.010	0.151	0.617	1.389	2.475	5.564

ONE WELL VOLUME (GAL) = [(POW - STABILIZED WATER LEVEL) X WELL DIAMETER FACTOR (GAL/FT)]

HISTORIC DATA	DEPTH TO POINT OF WELL (TOC)	DEPTH TO TOP OF SCREEN (TOC)	SCREEN LENGTH (FT)	WELL DEVELOPMENT TURBIDITY	WELL DEVELOPMENT pH	WELL DEVELOPMENT SPEC. COND
	17.60'					

DATA COLLECTED AT WELL SITE	PID READING (OPENING WELL)	DEPTH TO STATIC WATER LEVEL (TOC)	DEPTH TO STABILIZED WATER LEVEL (TOC)	DEPTH TO PUMP INTAKE (TOC)	PUMPING START TIME
		8.78'			

RADIATION SCREENING DATA	PUMP PRIOR TO SAMPLING (cps)		PUMP AFTER SAMPLING (cps)	

MONITORING DATA COLLECTED DURING PURGING OPERATIONS

TIME (min)	WATER LEVEL	PUMPING RATE (ml/min)	CUMULATIVE VOL (GALLONS)	DISSOLVED OXYGEN (mg/L)	TEMP (C)	SPEC. COND (umhos)	pH	ORP (mV)	TURBIDITY (NTU)
0850	8.78	started	pump	YSI #2551		Horiba 18577			Hach 16547
0902	10.16	170		0.80	13.1	.455	7.21	238	13.6
0907	10.55	110		0.63	13.2	.451	7.18	237	10.3
0912	11.15	102		0.46	13.3	.448	7.17	237	5.82
0917	11.72	100		0.32	13.3	.446	7.16	237	4.52
0922	12.12	101		0.28	13.4	.443	7.14	236	4.54
0927	12.65	102		0.27	13.4	.439	7.14	236	3.18
0932	12.79	102		0.34	13.5	.437	7.14	233	2.77
0938	12.79	95	~1 gal	0.45	13.5	.433	7.14	233	2.67
0943	12.97	97		0.65	13.6	.430	7.13	232	2.54
0950	13.15	99		0.61	13.6	.437	7.08	236	2.49
0955	13.27	99		0.58	13.5	.440	7.04	237	2.47
1000	13.46	100	~1.5 gal	0.55	13.5	.437	7.03	239	1.75
1007		Sample	collected	OBLM20063					
		Post	sample geochem						
1023	14.03	90	~2 gal	0.44	13.3	.449	7.11	236	6.77

OB Grounds
Task Order #15
Round 9 Inspection

Date of Inspection: 10/15/2014
Weather Conditions: Overcast, 67°F, rain on and off

Observations should include assessment of integrity of 9-inch soil cap placed over residual lead contaminated soil in 25 125'x125' grids.

Assessment should be made with respect to caps ability to ensure that indegenous terrestrial wildlife are not exposed via direct dermal contact or incidental ingestion.

Note signs of erosion or animal burrowing to ensure underlying soils are not exposed to the environment.

N/A: no sign of animal burrowing, holes, or erosion.

	Grid No.	Observations/Location of Disturbed Soils
1	A5	N/A, a few small patches of soil w/o much vegetation.
2	C5	N/A, some standing water in SW corner. Well vegetated.
3	B3	N/A, Well vegetated (see photo 1)
4	B2	N/A, " "
5	C3	N/A, " " (see photo 2)
6	C2	N/A, " "
7	C1	N/A, " "
8	C7	N/A, several tire ruts running through cap. Ranging from (3-10' long, 2-6" deep) (see photo 3)
9	D7	N/A, cap not as well vegetated as surrounding grids (see photo 4)
10	E9	N/A, well vegetated
11	H9	N/A, " "
12	I6	N/A, " "
13	I7	N/A, " "
14	I8	No change in previously observed sporadic vegetation. No change in previously observed runoff ditch (see photo 5)
15	J5	N/A, well vegetated (see photo 6)
16	J6	N/A, " "
17	J8	N/A, " "

OB Grounds
Task Order #15
Round 9 Inspection

	Grid No.	Observations/Location of Disturbed Soils
18	L8	N/A, standing water on each side of the road.
19	L9	N/A
20	L10	N/A, well vegetated
21	M10	N/A, " "
22	N10	N/A, " "
23	P10	N/A, " " (photo 8)
24	Q7	N/A, " "
25	Q8	N/A, " " (photo 9)
26	R8	N/A, " "
27	S8	N/A, " " , standing water (photo 10)

APPENDIX B

COMPLETE GROUNDWATER MONITORING RESULTS FOR OB GROUNDS LTM

Appendix B
Complete Groundwater Monitoring Results for OB Grounds LTM
OB Grounds LTM 2014 Annual Report
Seneca Army Depot Activity

								Area	OB Grounds		OB Grounds		OB Grounds		OB Grounds	
								Loc ID	MW23-1		MW23-1		MW23-1		MW23-1	
								Matrix	GROUNDWATER		GROUNDWATER		GROUNDWATER		GROUNDWATER	
								Sample ID	OBLM20001		OBLM20008		OBLM20009		OBLM20015	
								Sample Date	11/21/2007		2/26/2008		2/26/2008		5/21/2008	
								QC Type	SA		SA		DU		SA	
								Study ID	LTM		LTM		LTM		LTM	
								Sample Round	1		2		2		3	
Parameter	Unit	Maximum Value	Frequency of Detection	Criteria Source	Criteria Level	Number of Exceedances	Number of Times Detected	Number of Samples Analyzed	Value	Qual	Value	Qual	Value	Qual	Value	Qual
Inorganics																
Copper	UG/L	0	0%	GA	200	0	0	64	20	U	20	U	20	U	20	U
Lead	UG/L	5.4	11%	MCL	15	0	7	64	5	U	5	U	5	U	5	U

Notes:
1. Copper action level is from NYSDEC Class GA Groundwater Standard (TOGS 1.1.1, June 1998).
2. Lead action level is from US EPA Maximum Contaminant Limit (MCL),
Source http://www.epa.gov/safewater/mcl.html#inorganic.html
3. Round 6, 7, 8 and 9 samples were analyzed by SW846-6010C. Rounds 1 through 5 were analyzed using SW846-6010B.
Qual = Qualifier
U = compound was not detected
J = the reported value is an estimated concentration
SA = Field Sample
DU = Field Sample Duplicate

Appendix B
Complete Groundwater Monitoring Results for OB Grounds LTM
OB Grounds LTM 2014 Annual Report
Seneca Army Depot Activity

								Area	OB Grounds		OB Grounds		OB Grounds		OB Grounds	
								Loc ID	MW23-1		MW23-1		MW23-1		MW23-1	
								Matrix	GROUNDWATER		GROUNDWATER		GROUNDWATER		GROUNDWATER	
								Sample ID	OBLM20022		OBLM20029		OBLM20036		OBLM20043	
								Sample Date	8/26/2008		8/3/2010		10/5/2011		10/9/2012	
								QC Type	SA		SA		SA		SA	
								Study ID	LTM		LTM		LTM		LTM	
								Sample Round	4		5		6		7	
Parameter	Unit	Maximum Value	Frequency of Detection	Criteria Source	Criteria Level	Number of Exceedances	Number of Times Detected	Number of Samples Analyzed	Value	Qual	Value	Qual	Value	Qual	Value	Qual
Inorganics																
Copper	UG/L	0	0%	GA	200	0	0	64	20	U	20	U	25	U	1.9	U
Lead	UG/L	5.4	11%	MCL	15	0	7	64	5	U	1.87	U	1.07	U	4	U

Notes:
1. Copper action level is from NYSDEC Class GA Groundwater Standard (TOGS 1.1.1, June 1998).
2. Lead action level is from US EPA Maximum Contaminant Limit (MCL),
Source http://www.epa.gov/safewater/mcl.html#inorganic.html
3. Round 6, 7, 8 and 9 samples were analyzed by SW846-6010C. Rounds 1 through 5 were analyzed using SW846-6010B.
Qual = Qualifier
U = compound was not detected
J = the reported value is an estimated concentration
SA = Field Sample
DU = Field Sample Duplicate

Appendix B
Complete Groundwater Monitoring Results for OB Grounds LTM
OB Grounds LTM 2014 Annual Report
Seneca Army Depot Activity

								Area	OB Grounds		OB Grounds		OB Grounds		OB Grounds	
								Loc ID	MW23-1		MW23-1		MW23-2		MW23-2	
								Matrix	GROUNDWATER		GROUNDWATER		GROUNDWATER		GROUNDWATER	
								Sample ID	OBLM20050		OBLM20057		OBLM20002		OBLM20010	
								Sample Date	12/10/2013		10/16/2014		11/21/2007		2/25/2008	
								QC Type	SA		SA		SA		SA	
								Study ID	LTM		LTM		LTM		LTM	
								Sample Round	8		9		1		2	
Parameter	Unit	Maximum Value	Frequency of Detection	Criteria Source	Criteria Level	Number of Exceedances	Number of Times Detected	Number of Samples Analyzed	Value	Qual	Value	Qual	Value	Qual	Value	Qual
Inorganics																
Copper	UG/L	0	0%	GA	200	0	0	64	1.9	U	1.9	U	20	U	20	U
Lead	UG/L	5.4	11%	MCL	15	0	7	64	4	U	4	U	5	U	5	U

Notes:
1. Copper action level is from NYSDEC Class GA Groundwater Standard (TOGS 1.1.1, June 1998).
2. Lead action level is from US EPA Maximum Contaminant Limit (MCL),
Source http://www.epa.gov/safewater/mcl.html#inorganic.html
3. Round 6, 7, 8 and 9 samples were analyzed by SW846-6010C. Rounds 1 through 5 were analyzed using SW846-6010B.
Qual = Qualifier
U = compound was not detected
J = the reported value is an estimated concentration
SA = Field Sample
DU = Field Sample Duplicate

Appendix B
Complete Groundwater Monitoring Results for OB Grounds LTM
OB Grounds LTM 2014 Annual Report
Seneca Army Depot Activity

								Area	OB Grounds		OB Grounds		OB Grounds		OB Grounds	
								Loc ID	MW23-2		MW23-2		MW23-2		MW23-2	
								Matrix	GROUNDWATER		GROUNDWATER		GROUNDWATER		GROUNDWATER	
								Sample ID	OBLM20016		OBLM20017		OBLM20023		OBLM20030	
								Sample Date	5/21/2008		5/21/2008		8/26/2008		8/3/2010	
								QC Type	SA		DU		SA		SA	
								Study ID	LTM		LTM		LTM		LTM	
								Sample Round	3		3		4		5	
Parameter	Unit	Maximum Value	Frequency of Detection	Criteria Source	Criteria Level	Number of Exceedances	Number of Times Detected	Number of Samples Analyzed	Value	Qual	Value	Qual	Value	Qual	Value	Qual
Inorganics																
Copper	UG/L	0	0%	GA	200	0	0	64	20	U	20	U	20	U	20	U
Lead	UG/L	5.4	11%	MCL	15	0	7	64	5	U	5	U	5	U	1.87	U

Notes:
1. Copper action level is from NYSDEC Class GA Groundwater Standard (TOGS 1.1.1, June 1998).
2. Lead action level is from US EPA Maximum Contaminant Limit (MCL),
Source http://www.epa.gov/safewater/mcl.html#inorganic.html
3. Round 6, 7, 8 and 9 samples were analyzed by SW846-6010C. Rounds 1 through 5 were analyzed using SW846-6010B.
Qual = Qualifier
U = compound was not detected
J = the reported value is an estimated concentration
SA = Field Sample
DU = Field Sample Duplicate

Appendix B
Complete Groundwater Monitoring Results for OB Grounds LTM
OB Grounds LTM 2014 Annual Report
Seneca Army Depot Activity

								Area	OB Grounds		OB Grounds		OB Grounds		OB Grounds	
								Loc ID	MW23-2		MW23-2		MW23-2		MW23-2	
								Matrix	GROUNDWATER		GROUNDWATER		GROUNDWATER		GROUNDWATER	
								Sample ID	OBLM20037		OBLM20044		OBLM20051		OBLM20058	
								Sample Date	10/5/2011		10/9/2012		12/11/2013		10/16/2014	
								QC Type	SA		SA		SA		SA	
								Study ID	LTM		LTM		LTM		LTM	
								Sample Round	6		7		8		9	
Parameter	Unit	Maximum Value	Frequency of Detection	Criteria Source	Criteria Level	Number of Exceedances	Number of Times Detected	Number of Samples Analyzed	Value	Qual	Value	Qual	Value	Qual	Value	Qual
Inorganics																
Copper	UG/L	0	0%	GA	200	0	0	64	25	U	1.9	U	1.9	U	1.9	U
Lead	UG/L	5.4	11%	MCL	15	0	7	64	1.07	U	4	U	4	U	4	U

Notes:
1. Copper action level is from NYSDEC Class GA Groundwater Standard (TOGS 1.1.1, June 1998).
2. Lead action level is from US EPA Maximum Contaminant Limit (MCL),
Source http://www.epa.gov/safewater/mcl.html#inorganic.html
3. Round 6, 7, 8 and 9 samples were analyzed by SW846-6010C. Rounds 1 through 5 were analyzed using SW846-6010B.
Qual = Qualifier
U = compound was not detected
J = the reported value is an estimated concentration
SA = Field Sample
DU = Field Sample Duplicate

Appendix B
Complete Groundwater Monitoring Results for OB Grounds LTM
OB Grounds LTM 2014 Annual Report
Seneca Army Depot Activity

								Area	OB Grounds		OB Grounds		OB Grounds		OB Grounds	
								Loc ID	MW23-3		MW23-3		MW23-3		MW23-3	
								Matrix	GROUNDWATER		GROUNDWATER		GROUNDWATER		GROUNDWATER	
								Sample ID	OBLM20003		OBLM20004		OBLM20011		OBLM20018	
								Sample Date	11/21/2007		11/21/2007		2/25/2008		5/21/2008	
								QC Type	SA		DU		SA		SA	
								Study ID	LTM		LTM		LTM		LTM	
								Sample Round	1		1		2		3	
Parameter	Unit	Maximum Value	Frequency of Detection	Criteria Source	Criteria Level	Number of Exceedances	Number of Times Detected	Number of Samples Analyzed	Value	Qual	Value	Qual	Value	Qual	Value	Qual
Inorganics																
Copper	UG/L	0	0%	GA	200	0	0	64	20	U	20	U	20	U	20	U
Lead	UG/L	5.4	11%	MCL	15	0	7	64	5	U	5	U	5	U	5	U

Notes:
1. Copper action level is from NYSDEC Class GA Groundwater Standard (TOGS 1.1.1, June 1998).
2. Lead action level is from US EPA Maximum Contaminant Limit (MCL),
Source http://www.epa.gov/safewater/mcl.html#inorganic.html
3. Round 6, 7, 8 and 9 samples were analyzed by SW846-6010C. Rounds 1 through 5 were analyzed using SW846-6010B.
Qual = Qualifier
U = compound was not detected
J = the reported value is an estimated concentration
SA = Field Sample
DU = Field Sample Duplicate

Appendix B
Complete Groundwater Monitoring Results for OB Grounds LTM
OB Grounds LTM 2014 Annual Report
Seneca Army Depot Activity

								Area	OB Grounds		OB Grounds		OB Grounds		OB Grounds	
								Loc ID	MW23-3		MW23-3		MW23-3		MW23-3	
								Matrix	GROUNDWATER		GROUNDWATER		GROUNDWATER		GROUNDWATER	
								Sample ID	OBLM20024		OBLM20031		OBLM20038		OBLM20045	
								Sample Date	8/26/2008		8/2/2010		10/4/2011		10/8/2012	
								QC Type	SA		SA		SA		SA	
								Study ID	LTM		LTM		LTM		LTM	
								Sample Round	4		5		6		7	
Parameter	Unit	Maximum Value	Frequency of Detection	Criteria Source	Criteria Level	Number of Exceedances	Number of Times Detected	Number of Samples Analyzed	Value	Qual	Value	Qual	Value	Qual	Value	Qual
Inorganics																
Copper	UG/L	0	0%	GA	200	0	0	64	20	U	20	U	25	U	1.9	U
Lead	UG/L	5.4	11%	MCL	15	0	7	64	5	U	1.87	U	1.07	U	4	U

Notes:
1. Copper action level is from NYSDEC Class GA Groundwater Standard (TOGS 1.1.1, June 1998).
2. Lead action level is from US EPA Maximum Contaminant Limit (MCL),
Source http://www.epa.gov/safewater/mcl.html#inorganic.html
3. Round 6, 7, 8 and 9 samples were analyzed by SW846-6010C. Rounds 1 through 5 were analyzed using SW846-6010B.
Qual = Qualifier
U = compound was not detected
J = the reported value is an estimated concentration
SA = Field Sample
DU = Field Sample Duplicate

Appendix B
Complete Groundwater Monitoring Results for OB Grounds LTM
OB Grounds LTM 2014 Annual Report
Seneca Army Depot Activity

								Area	OB Grounds		OB Grounds		OB Grounds		OB Grounds	
								Loc ID	MW23-3		MW23-3		MW23-3		MW23-4	
								Matrix	GROUNDWATER		GROUNDWATER		GROUNDWATER		GROUNDWATER	
								Sample ID	OBLM20046		OBLM20052		OBLM20059		OBLM20005	
								Sample Date	10/8/2012		12/10/2013		10/16/2014		11/21/2007	
								QC Type	DU		SA		SA		SA	
								Study ID	LTM		LTM		LTM		LTM	
								Sample Round	7		8		9		1	
Parameter	Unit	Maximum Value	Frequency of Detection	Criteria Source	Criteria Level	Number of Exceedances	Number of Times Detected	Number of Samples Analyzed	Value	Qual	Value	Qual	Value	Qual	Value	Qual
Inorganics																
Copper	UG/L	0	0%	GA	200	0	0	64	1.9	U	1.9	U	1.9	U	20	U
Lead	UG/L	5.4	11%	MCL	15	0	7	64	4	U	4	U	4	U	5	U

Notes:
1. Copper action level is from NYSDEC Class GA Groundwater Standard (TOGS 1.1.1, June 1998).
2. Lead action level is from US EPA Maximum Contaminant Limit (MCL),
Source http://www.epa.gov/safewater/mcl.html#inorganic.html
3. Round 6, 7, 8 and 9 samples were analyzed by SW846-6010C. Rounds 1 through 5 were analyzed using SW846-6010B.
Qual = Qualifier
U = compound was not detected
J = the reported value is an estimated concentration
SA = Field Sample
DU = Field Sample Duplicate

Appendix B
Complete Groundwater Monitoring Results for OB Grounds LTM
OB Grounds LTM 2014 Annual Report
Seneca Army Depot Activity

								Area	OB Grounds		OB Grounds		OB Grounds		OB Grounds	
								Loc ID	MW23-4		MW23-4		MW23-4		MW23-4	
								Matrix	GROUNDWATER		GROUNDWATER		GROUNDWATER		GROUNDWATER	
								Sample ID	OBLM20012		OBLM20019		OBLM20025		OBLM20026	
								Sample Date	3/3/2008		5/21/2008		8/25/2008		8/25/2008	
								QC Type	SA		SA		SA		DU	
								Study ID	LTM		LTM		LTM		LTM	
								Sample Round	2		3		4		4	
Parameter	Unit	Maximum Value	Frequency of Detection	Criteria Source	Criteria Level	Number of Exceedances	Number of Times Detected	Number of Samples Analyzed	Value	Qual	Value	Qual	Value	Qual	Value	Qual
Inorganics																
Copper	UG/L	0	0%	GA	200	0	0	64	20	U	20	U	20	U	20	U
Lead	UG/L	5.4	11%	MCL	15	0	7	64	5.4		5	U	5	U	5	U

Notes:
1. Copper action level is from NYSDEC Class GA Groundwater Standard (TOGS 1.1.1, June 1998).
2. Lead action level is from US EPA Maximum Contaminant Limit (MCL),
Source http://www.epa.gov/safewater/mcl.html#inorganic.html
3. Round 6, 7, 8 and 9 samples were analyzed by SW846-6010C. Rounds 1 through 5 were analyzed using SW846-6010B.
Qual = Qualifier
U = compound was not detected
J = the reported value is an estimated concentration
SA = Field Sample
DU = Field Sample Duplicate

Appendix B
Complete Groundwater Monitoring Results for OB Grounds LTM
OB Grounds LTM 2014 Annual Report
Seneca Army Depot Activity

								Area	OB Grounds		OB Grounds		OB Grounds		OB Grounds	
								Loc ID	MW23-4		MW23-4		MW23-4		MW23-4	
								Matrix	GROUNDWATER		GROUNDWATER		GROUNDWATER		GROUNDWATER	
								Sample ID	OBLM20032		OBLM20039		OBLM20047		OBLM20053	
								Sample Date	8/2/2010		10/5/2011		10/8/2012		12/10/2013	
								QC Type	SA		SA		SA		SA	
								Study ID	LTM		LTM		LTM		LTM	
								Sample Round	5		6		7		8	
Parameter	Unit	Maximum Value	Frequency of Detection	Criteria Source	Criteria Level	Number of Exceedances	Number of Times Detected	Number of Samples Analyzed	Value	Qual	Value	Qual	Value	Qual	Value	Qual
Inorganics																
Copper	UG/L	0	0%	GA	200	0	0	64	20	U	0.63	U	1.9	U	1.9	U
Lead	UG/L	5.4	11%	MCL	15	0	7	64	2.7	J	1.07	U	4	U	4	U

Notes:
1. Copper action level is from NYSDEC Class GA Groundwater Standard (TOGS 1.1.1, June 1998).
2. Lead action level is from US EPA Maximum Contaminant Limit (MCL),
Source http://www.epa.gov/safewater/mcl.html#inorganic.html
3. Round 6, 7, 8 and 9 samples were analyzed by SW846-6010C. Rounds 1 through 5 were analyzed using SW846-6010B.
Qual = Qualifier
U = compound was not detected
J = the reported value is an estimated concentration
SA = Field Sample
DU = Field Sample Duplicate

Appendix B
Complete Groundwater Monitoring Results for OB Grounds LTM
OB Grounds LTM 2014 Annual Report
Seneca Army Depot Activity

								Area	OB Grounds		OB Grounds		OB Grounds		OB Grounds	
								Loc ID	MW23-4		MW23-4		MW23-5		MW23-5	
								Matrix	GROUNDWATER		GROUNDWATER		GROUNDWATER		GROUNDWATER	
								Sample ID	OBLM20054		OBLM20060		OBLM20006		OBLM20013	
								Sample Date	12/10/2013		10/15/2014		11/21/2007		2/26/2008	
								QC Type	DU		SA		SA		SA	
								Study ID	LTM		LTM		LTM		LTM	
								Sample Round	8		9		1		2	
Parameter	Unit	Maximum Value	Frequency of Detection	Criteria Source	Criteria Level	Number of Exceedances	Number of Times Detected	Number of Samples Analyzed	Value	Qual	Value	Qual	Value	Qual	Value	Qual
Inorganics																
Copper	UG/L	0	0%	GA	200	0	0	64	1.9	U	1.9	U	20	U	20	U
Lead	UG/L	5.4	11%	MCL	15	0	7	64	4	U	4	U	5	U	5	U

Notes:
1. Copper action level is from NYSDEC Class GA Groundwater Standard (TOGS 1.1.1, June 1998).
2. Lead action level is from US EPA Maximum Contaminant Limit (MCL),
Source http://www.epa.gov/safewater/mcl.html#inorganic.html
3. Round 6, 7, 8 and 9 samples were analyzed by SW846-6010C. Rounds 1 through 5 were analyzed using SW846-6010B.
Qual = Qualifier
U = compound was not detected
J = the reported value is an estimated concentration
SA = Field Sample
DU = Field Sample Duplicate

Appendix B
Complete Groundwater Monitoring Results for OB Grounds LTM
OB Grounds LTM 2014 Annual Report
Seneca Army Depot Activity

								Area	OB Grounds		OB Grounds		OB Grounds		OB Grounds	
								Loc ID	MW23-5		MW23-5		MW23-5		MW23-5	
								Matrix	GROUNDWATER		GROUNDWATER		GROUNDWATER		GROUNDWATER	
								Sample ID	OBLM20020		OBLM20027		OBLM20033		OBLM20034	
								Sample Date	5/21/2008		8/25/2008		8/2/2010		8/2/2010	
								QC Type	SA		SA		SA		DU	
								Study ID	LTM		LTM		LTM		LTM	
								Sample Round	3		4		5		5	
Parameter	Unit	Maximum Value	Frequency of Detection	Criteria Source	Criteria Level	Number of Exceedances	Number of Times Detected	Number of Samples Analyzed	Value	Qual	Value	Qual	Value	Qual	Value	Qual
Inorganics																
Copper	UG/L	0	0%	GA	200	0	0	64	20	U	20	U	1.62	U	20	U
Lead	UG/L	5.4	11%	MCL	15	0	7	64	5	U	5	U	1.87	U	2.4	J

Notes:
1. Copper action level is from NYSDEC Class GA Groundwater Standard (TOGS 1.1.1, June 1998).
2. Lead action level is from US EPA Maximum Contaminant Limit (MCL),
Source http://www.epa.gov/safewater/mcl.html#inorganic.html
3. Round 6, 7, 8 and 9 samples were analyzed by SW846-6010C. Rounds 1 through 5 were analyzed using SW846-6010B.
Qual = Qualifier
U = compound was not detected
J = the reported value is an estimated concentration
SA = Field Sample
DU = Field Sample Duplicate

Appendix B
Complete Groundwater Monitoring Results for OB Grounds LTM
OB Grounds LTM 2014 Annual Report
Seneca Army Depot Activity

								Area	OB Grounds		OB Grounds		OB Grounds		OB Grounds	
								Loc ID	MW23-5		MW23-5		MW23-5		MW23-5	
								Matrix	GROUNDWATER		GROUNDWATER		GROUNDWATER		GROUNDWATER	
								Sample ID	OBLM20040		OBLM20048		OBLM20055		OBLM20061	
								Sample Date	10/4/2011		10/8/2012		12/10/2013		10/15/2014	
								QC Type	SA		SA		SA		SA	
								Study ID	LTM		LTM		LTM		LTM	
								Sample Round	6		7		8		9	
Parameter	Unit	Maximum Value	Frequency of Detection	Criteria Source	Criteria Level	Number of Exceedances	Number of Times Detected	Number of Samples Analyzed	Value	Qual	Value	Qual	Value	Qual	Value	Qual
Inorganics																
Copper	UG/L	0	0%	GA	200	0	0	64	25	U	1.9	U	1.9	U	1.9	U
Lead	UG/L	5.4	11%	MCL	15	0	7	64	1.1	J	4	U	4	U	4	U

Notes:
1. Copper action level is from NYSDEC Class GA Groundwater Standard (TOGS 1.1.1, June 1998).
2. Lead action level is from US EPA Maximum Contaminant Limit (MCL),
Source http://www.epa.gov/safewater/mcl.html#inorganic.html
3. Round 6, 7, 8 and 9 samples were analyzed by SW846-6010C. Rounds 1 through 5 were analyzed using SW846-6010B.
Qual = Qualifier
U = compound was not detected
J = the reported value is an estimated concentration
SA = Field Sample
DU = Field Sample Duplicate

Appendix B
Complete Groundwater Monitoring Results for OB Grounds LTM
OB Grounds LTM 2014 Annual Report
Seneca Army Depot Activity

								Area	OB Grounds		OB Grounds		OB Grounds		OB Grounds	
								Loc ID	MW23-5		MW23-6		MW23-6		MW23-6	
								Matrix	GROUNDWATER		GROUNDWATER		GROUNDWATER		GROUNDWATER	
								Sample ID	OBLM20062		OBLM20007		OBLM20014		OBLM20021	
								Sample Date	10/15/2014		11/28/2007		2/26/2008		5/20/2008	
								QC Type	DU		SA		SA		SA	
								Study ID	LTM		LTM		LTM		LTM	
								Sample Round	9		1		2		3	
Parameter	Unit	Maximum Value	Frequency of Detection	Criteria Source	Criteria Level	Number of Exceedances	Number of Times Detected	Number of Samples Analyzed	Value	Qual	Value	Qual	Value	Qual	Value	Qual
Inorganics																
Copper	UG/L	0	0%	GA	200	0	0	64	1.9	U	20	U	20	U	20	U
Lead	UG/L	5.4	11%	MCL	15	0	7	64	4	U	5	U	5	U	5	U

Notes:
1. Copper action level is from NYSDEC Class GA Groundwater Standard (TOGS 1.1.1, June 1998).
2. Lead action level is from US EPA Maximum Contaminant Limit (MCL),
Source http://www.epa.gov/safewater/mcl.html#inorganic.html
3. Round 6, 7, 8 and 9 samples were analyzed by SW846-6010C. Rounds 1 through 5 were analyzed using SW846-6010B.
Qual = Qualifier
U = compound was not detected
J = the reported value is an estimated concentration
SA = Field Sample
DU = Field Sample Duplicate

Appendix B
Complete Groundwater Monitoring Results for OB Grounds LTM
OB Grounds LTM 2014 Annual Report
Seneca Army Depot Activity

								Area	OB Grounds		OB Grounds		OB Grounds		OB Grounds	
								Loc ID	MW23-6		MW23-6		MW23-6		MW23-6	
								Matrix	GROUNDWATER		GROUNDWATER		GROUNDWATER		GROUNDWATER	
								Sample ID	OBLM20028		OBLM20028		OBLM20035		OBLM20041	
								Sample Date	8/26/2008		8/26/2008		8/3/2010		10/5/2011	
								QC Type	SA		SA		SA		SA	
								Study ID	LTM		LTM		LTM		LTM	
								Sample Round	4		4		5		6	
Parameter	Unit	Maximum Value	Frequency of Detection	Criteria Source	Criteria Level	Number of Exceedances	Number of Times Detected	Number of Samples Analyzed	Value	Qual	Value	Qual	Value	Qual	Value	Qual
Inorganics																
Copper	UG/L	0	0%	GA	200	0	0	64	20	U			20	U	25	U
Lead	UG/L	5.4	11%	MCL	15	0	7	64	5	U			3.6	J	1.2	J

Notes:
1. Copper action level is from NYSDEC Class GA Groundwater Standard (TOGS 1.1.1, June 1998).
2. Lead action level is from US EPA Maximum Contaminant Limit (MCL),
Source http://www.epa.gov/safewater/mcl.html#inorganic.html
3. Round 6, 7, 8 and 9 samples were analyzed by SW846-6010C. Rounds 1 through 5 were analyzed using SW846-6010B.
Qual = Qualifier
U = compound was not detected
J = the reported value is an estimated concentration
SA = Field Sample
DU = Field Sample Duplicate

Appendix B
Complete Groundwater Monitoring Results for OB Grounds LTM
OB Grounds LTM 2014 Annual Report
Seneca Army Depot Activity

								Area	OB Grounds		OB Grounds		OB Grounds		OB Grounds	
								Loc ID	MW23-6		MW23-6		MW23-6		MW23-6	
								Matrix	GROUNDWATER		GROUNDWATER		GROUNDWATER		GROUNDWATER	
								Sample ID	OBLM20042		OBLM20049		OBLM20056		OBLM20063	
								Sample Date	10/5/2011		10/8/2012		12/10/2013		10/16/2014	
								QC Type	DU		SA		SA		SA	
								Study ID	LTM		LTM		LTM		LTM	
								Sample Round	6		7		8		9	
Parameter	Unit	Maximum Value	Frequency of Detection	Criteria Source	Criteria Level	Number of Exceedances	Number of Times Detected	Number of Samples Analyzed	Value	Qual	Value	Qual	Value	Qual	Value	Qual
Inorganics																
Copper	UG/L	0	0%	GA	200	0	0	64	25	U	1.9	U	1.9	U	1.9	U
Lead	UG/L	5.4	11%	MCL	15	0	7	64	1.5	J	4	U	4	U	4	U

Notes:
1. Copper action level is from NYSDEC Class GA Groundwater Standard (TOGS 1.1.1, June 1998).
2. Lead action level is from US EPA Maximum Contaminant Limit (MCL),
Source http://www.epa.gov/safewater/mcl.html#inorganic.html
3. Round 6, 7, 8 and 9 samples were analyzed by SW846-6010C. Rounds 1 through 5 were analyzed using SW846-6010B.
Qual = Qualifier
U = compound was not detected
J = the reported value is an estimated concentration
SA = Field Sample
DU = Field Sample Duplicate

APPENDIX C

LABORATORY REPORTS

Laboratory Reports are provided on the electronic (CD) version of this report.

TestAmerica

THE LEADER IN ENVIRONMENTAL TESTING

ANALYTICAL REPORT

TestAmerica Laboratories, Inc.
TestAmerica Savannah
5102 LaRoche Avenue
Savannah, GA 31404
Tel: (912)354-7858

TestAmerica Job ID: 680-106409-1
TestAmerica Sample Delivery Group: SALF05
Client Project/Site: Open Burning (OB) Grounds LTM

For:
Parsons Corporation
100 High Street
4th Floor
Boston, Massachusetts 02110-1713

Attn: Cris Grill

Authorized for release by:
10/30/2014 11:08:04 AM

Linda Wolfe, Project Manager II
(912)354-7858 e.3005
linda.wolfe@testamericainc.com

LINKS

Review your project results through TotalAccess

Have a Question? Ask The Expert

Visit us at: www.testamericainc.com

The test results in this report meet all 2003 NELAC and 2009 TNI requirements for accredited parameters, exceptions are noted in this report. This report may not be reproduced except in full, and with written approval from the laboratory. For questions please contact the Project Manager at the e-mail address or telephone number listed on this page.

This report has been electronically signed and authorized by the signatory. Electronic signature is intended to be the legally binding equivalent of a traditionally handwritten signature.

Results relate only to the items tested and the sample(s) as received by the laboratory.

Table of Contents

Cover Page 1
Table of Contents 2
Case Narrative 3
Sample Summary 4
Method Summary 5
Definitions 6
Detection Summary 7
Client Sample Results 8
QC Sample Results 10
QC Association 11
Chronicle 12
Chain of Custody 14
Receipt Checklists 15
Certification Summary 16

Job ID: 680-106409-1

Laboratory: TestAmerica Savannah

Narrative

CASE NARRATIVE

Client: Parsons Corporation

Project: Open Burning (OB) Grounds LTM

Report Number: 680-106409-1

With the exceptions noted as flags or footnotes, standard analytical protocols were followed in the analysis of the samples and no problems were encountered or anomalies observed. In addition all laboratory quality control samples were within established control limits, with any exceptions noted below. Each sample was analyzed to achieve the lowest possible reporting limit within the constraints of the method. In the event of interference or analytes present at high concentrations, samples may be diluted. For diluted samples, the reporting limits are adjusted relative to the dilution required.

RECEIPT

The samples were received on 10/18/2014; the samples arrived in good condition, properly preserved and on ice. The temperature of the coolers at receipt was 3.6 C.

METALS (ICP)

Samples OBLM20057 (680-106409-1), OBLM20058 (680-106409-2), OBLM20059 (680-106409-3), OBLM20060 (680-106409-4), OBLM20061 (680-106409-5), OBLM20062 (680-106409-6) and OBLM20063 (680-106409-7) were analyzed for Metals (ICP) in accordance with EPA SW-846 Method 6010C. The samples were prepared on 10/22/2014 and analyzed on 10/23/2014.

No analytical or quality issues were noted, other than those described above or in the Definitions/Glossary page.

Sample Summary

Client: Parsons Corporation
Project/Site: Open Burning (OB) Grounds LTM

TestAmerica Job ID: 680-106409-1
SDG: SALF05

Lab Sample ID	Client Sample ID	Matrix	Collected	Received
680-106409-1	OBLM20057	Water	10/16/14 16:21	10/18/14 09:50
680-106409-2	OBLM20058	Water	10/16/14 12:55	10/18/14 09:50
680-106409-3	OBLM20059	Water	10/16/14 13:25	10/18/14 09:50
680-106409-4	OBLM20060	Water	10/15/14 15:23	10/18/14 09:50
680-106409-5	OBLM20061	Water	10/15/14 12:40	10/18/14 09:50
680-106409-6	OBLM20062	Water	10/15/14 12:55	10/18/14 09:50
680-106409-7	OBLM20063	Water	10/16/14 10:07	10/18/14 09:50

Method Summary

Client: Parsons Corporation
Project/Site: Open Burning (OB) Grounds LTM

TestAmerica Job ID: 680-106409-1
SDG: SALF05

Method	Method Description	Protocol	Laboratory
6010C	Metals (ICP)	SW846	TAL SAV

Protocol References:

SW846 = "Test Methods For Evaluating Solid Waste, Physical/Chemical Methods", Third Edition, November 1986 And Its Updates.

Laboratory References:

TAL SAV = TestAmerica Savannah, 5102 LaRoche Avenue, Savannah, GA 31404, TEL (912)354-7858

Glossary

Abbreviation	These commonly used abbreviations may or may not be present in this report.
¤	Listed under the "D" column to designate that the result is reported on a dry weight basis
%R	Percent Recovery
CFL	Contains Free Liquid
CNF	Contains no Free Liquid
DER	Duplicate error ratio (normalized absolute difference)
Dil Fac	Dilution Factor
DL, RA, RE, IN	Indicates a Dilution, Re-analysis, Re-extraction, or additional Initial metals/anion analysis of the sample
DLC	Decision level concentration
MDA	Minimum detectable activity
EDL	Estimated Detection Limit
MDC	Minimum detectable concentration
MDL	Method Detection Limit
ML	Minimum Level (Dioxin)
NC	Not Calculated
ND	Not detected at the reporting limit (or MDL or EDL if shown)
PQL	Practical Quantitation Limit
QC	Quality Control
RER	Relative error ratio
RL	Reporting Limit or Requested Limit (Radiochemistry)
RPD	Relative Percent Difference, a measure of the relative difference between two points
TEF	Toxicity Equivalent Factor (Dioxin)
TEQ	Toxicity Equivalent Quotient (Dioxin)

Detection Summary

Client: Parsons Corporation
Project/Site: Open Burning (OB) Grounds LTM

TestAmerica Job ID: 680-106409-1
SDG: SALF05

Client Sample ID: OBLM20057 — **Lab Sample ID: 680-106409-1**

No Detections.

Client Sample ID: OBLM20058 — **Lab Sample ID: 680-106409-2**

No Detections.

Client Sample ID: OBLM20059 — **Lab Sample ID: 680-106409-3**

No Detections.

Client Sample ID: OBLM20060 — **Lab Sample ID: 680-106409-4**

No Detections.

Client Sample ID: OBLM20061 — **Lab Sample ID: 680-106409-5**

No Detections.

Client Sample ID: OBLM20062 — **Lab Sample ID: 680-106409-6**

No Detections.

Client Sample ID: OBLM20063 — **Lab Sample ID: 680-106409-7**

No Detections.

This Detection Summary does not include radiochemical test results.

Client Sample ID: OBLM20057

Lab Sample ID: 680-106409-1
Date Collected: 10/16/14 16:21
Matrix: Water
Date Received: 10/18/14 09:50

Method: 6010C - Metals (ICP)

Analyte	Result	Qualifier	RL	MDL	Unit	D	Prepared	Analyzed	Dil Fac
Copper	ND		20	1.9	ug/L		10/22/14 10:30	10/23/14 03:12	1
Lead	ND		10	4.0	ug/L		10/22/14 10:30	10/23/14 03:12	1

Client Sample ID: OBLM20058

Lab Sample ID: 680-106409-2
Date Collected: 10/16/14 12:55
Matrix: Water
Date Received: 10/18/14 09:50

Method: 6010C - Metals (ICP)

Analyte	Result	Qualifier	RL	MDL	Unit	D	Prepared	Analyzed	Dil Fac
Copper	ND		20	1.9	ug/L		10/22/14 10:30	10/23/14 03:25	1
Lead	ND		10	4.0	ug/L		10/22/14 10:30	10/23/14 03:25	1

Client Sample ID: OBLM20059

Lab Sample ID: 680-106409-3
Date Collected: 10/16/14 13:25
Matrix: Water
Date Received: 10/18/14 09:50

Method: 6010C - Metals (ICP)

Analyte	Result	Qualifier	RL	MDL	Unit	D	Prepared	Analyzed	Dil Fac
Copper	ND		20	1.9	ug/L		10/22/14 10:30	10/23/14 03:29	1
Lead	ND		10	4.0	ug/L		10/22/14 10:30	10/23/14 03:29	1

Client Sample ID: OBLM20060

Lab Sample ID: 680-106409-4
Date Collected: 10/15/14 15:23
Matrix: Water
Date Received: 10/18/14 09:50

Method: 6010C - Metals (ICP)

Analyte	Result	Qualifier	RL	MDL	Unit	D	Prepared	Analyzed	Dil Fac
Copper	ND		20	1.9	ug/L		10/22/14 10:30	10/23/14 03:34	1
Lead	ND		10	4.0	ug/L		10/22/14 10:30	10/23/14 03:34	1

Client Sample ID: OBLM20061

Lab Sample ID: 680-106409-5
Date Collected: 10/15/14 12:40
Matrix: Water
Date Received: 10/18/14 09:50

Method: 6010C - Metals (ICP)

Analyte	Result	Qualifier	RL	MDL	Unit	D	Prepared	Analyzed	Dil Fac
Copper	ND		20	1.9	ug/L		10/22/14 10:30	10/23/14 03:38	1
Lead	ND		10	4.0	ug/L		10/22/14 10:30	10/23/14 03:38	1

Client Sample ID: OBLM20062

Lab Sample ID: 680-106409-6
Date Collected: 10/15/14 12:55
Matrix: Water
Date Received: 10/18/14 09:50

Method: 6010C - Metals (ICP)

Analyte	Result	Qualifier	RL	MDL	Unit	D	Prepared	Analyzed	Dil Fac
Copper	ND		20	1.9	ug/L		10/22/14 10:30	10/23/14 03:59	1
Lead	ND		10	4.0	ug/L		10/22/14 10:30	10/23/14 03:59	1

Client: Parsons Corporation
Project/Site: Open Burning (OB) Grounds LTM

TestAmerica Job ID: 680-106409-1
SDG: SALF05

Client Sample ID: OBLM20063
Date Collected: 10/16/14 10:07
Date Received: 10/18/14 09:50

Lab Sample ID: 680-106409-7
Matrix: Water

Method: 6010C - Metals (ICP)

Analyte	Result	Qualifier	RL	MDL	Unit	D	Prepared	Analyzed	Dil Fac
Copper	ND		20	1.9	ug/L		10/22/14 10:30	10/23/14 04:04	1
Lead	ND		10	4.0	ug/L		10/22/14 10:30	10/23/14 04:04	1

Method: 6010C - Metals (ICP)

Lab Sample ID: MB 680-354765/1-A
Matrix: Water
Analysis Batch: 354940

Client Sample ID: Method Blank
Prep Type: Total/NA
Prep Batch: 354765

Analyte	MB Result	MB Qualifier	RL	MDL	Unit	D	Prepared	Analyzed	Dil Fac
Copper	ND		20	1.9	ug/L		10/22/14 10:30	10/23/14 03:03	1
Lead	ND		10	4.0	ug/L		10/22/14 10:30	10/23/14 03:03	1

Lab Sample ID: LCS 680-354765/2-A
Matrix: Water
Analysis Batch: 354940

Client Sample ID: Lab Control Sample
Prep Type: Total/NA
Prep Batch: 354765

Analyte	Spike Added	LCS Result	LCS Qualifier	Unit	D	%Rec	%Rec. Limits
Copper	100	101		ug/L		101	80 - 120
Lead	500	485		ug/L		97	80 - 120

Lab Sample ID: 680-106409-5 MS
Matrix: Water
Analysis Batch: 354940

Client Sample ID: OBLM20061MS
Prep Type: Total/NA
Prep Batch: 354765

Analyte	Sample Result	Sample Qualifier	Spike Added	MS Result	MS Qualifier	Unit	D	%Rec	%Rec. Limits
Copper	ND		100	100		ug/L		100	75 - 125
Lead	ND		500	473		ug/L		95	75 - 125

Lab Sample ID: 680-106409-5 MSD
Matrix: Water
Analysis Batch: 354940

Client Sample ID: OBLM20061MSD
Prep Type: Total/NA
Prep Batch: 354765

Analyte	Sample Result	Sample Qualifier	Spike Added	MSD Result	MSD Qualifier	Unit	D	%Rec	%Rec. Limits	RPD	RPD Limit
Copper	ND		100	101		ug/L		101	75 - 125	1	20
Lead	ND		500	479		ug/L		96	75 - 125	1	20

QC Association Summary

Client: Parsons Corporation
Project/Site: Open Burning (OB) Grounds LTM

TestAmerica Job ID: 680-106409-1
SDG: SALF05

Metals

Prep Batch: 354765

Lab Sample ID	Client Sample ID	Prep Type	Matrix	Method	Prep Batch
680-106409-1	OBLM20057	Total/NA	Water	3010A	
680-106409-2	OBLM20058	Total/NA	Water	3010A	
680-106409-3	OBLM20059	Total/NA	Water	3010A	
680-106409-4	OBLM20060	Total/NA	Water	3010A	
680-106409-5	OBLM20061	Total/NA	Water	3010A	
680-106409-5 MS	OBLM20061MS	Total/NA	Water	3010A	
680-106409-5 MSD	OBLM20061MSD	Total/NA	Water	3010A	
680-106409-6	OBLM20062	Total/NA	Water	3010A	
680-106409-7	OBLM20063	Total/NA	Water	3010A	
LCS 680-354765/2-A	Lab Control Sample	Total/NA	Water	3010A	
MB 680-354765/1-A	Method Blank	Total/NA	Water	3010A	

Analysis Batch: 354940

Lab Sample ID	Client Sample ID	Prep Type	Matrix	Method	Prep Batch
680-106409-1	OBLM20057	Total/NA	Water	6010C	354765
680-106409-2	OBLM20058	Total/NA	Water	6010C	354765
680-106409-3	OBLM20059	Total/NA	Water	6010C	354765
680-106409-4	OBLM20060	Total/NA	Water	6010C	354765
680-106409-5	OBLM20061	Total/NA	Water	6010C	354765
680-106409-5 MS	OBLM20061MS	Total/NA	Water	6010C	354765
680-106409-5 MSD	OBLM20061MSD	Total/NA	Water	6010C	354765
680-106409-6	OBLM20062	Total/NA	Water	6010C	354765
680-106409-7	OBLM20063	Total/NA	Water	6010C	354765
LCS 680-354765/2-A	Lab Control Sample	Total/NA	Water	6010C	354765
MB 680-354765/1-A	Method Blank	Total/NA	Water	6010C	354765

Lab Chronicle

Client: Parsons Corporation
Project/Site: Open Burning (OB) Grounds LTM

TestAmerica Job ID: 680-106409-1
SDG: SALF05

Client Sample ID: OBLM20057

Date Collected: 10/16/14 16:21
Date Received: 10/18/14 09:50

Lab Sample ID: 680-106409-1

Matrix: Water

Prep Type	Batch Type	Batch Method	Run	Dil Factor	Initial Amount	Final Amount	Batch Number	Prepared or Analyzed	Analyst	Lab
Total/NA	Prep	3010A			50 mL	50 mL	354765	10/22/14 10:30	SP	TAL SAV
Total/NA	Analysis	6010C		1	50 mL	50 mL	354940	10/23/14 03:12	BCB	TAL SAV

Instrument ID: ICPE

Client Sample ID: OBLM20058

Date Collected: 10/16/14 12:55
Date Received: 10/18/14 09:50

Lab Sample ID: 680-106409-2

Matrix: Water

Prep Type	Batch Type	Batch Method	Run	Dil Factor	Initial Amount	Final Amount	Batch Number	Prepared or Analyzed	Analyst	Lab
Total/NA	Prep	3010A			50 mL	50 mL	354765	10/22/14 10:30	SP	TAL SAV
Total/NA	Analysis	6010C		1	50 mL	50 mL	354940	10/23/14 03:25	BCB	TAL SAV

Instrument ID: ICPE

Client Sample ID: OBLM20059

Date Collected: 10/16/14 13:25
Date Received: 10/18/14 09:50

Lab Sample ID: 680-106409-3

Matrix: Water

Prep Type	Batch Type	Batch Method	Run	Dil Factor	Initial Amount	Final Amount	Batch Number	Prepared or Analyzed	Analyst	Lab
Total/NA	Prep	3010A			50 mL	50 mL	354765	10/22/14 10:30	SP	TAL SAV
Total/NA	Analysis	6010C		1	50 mL	50 mL	354940	10/23/14 03:29	BCB	TAL SAV

Instrument ID: ICPE

Client Sample ID: OBLM20060

Date Collected: 10/15/14 15:23
Date Received: 10/18/14 09:50

Lab Sample ID: 680-106409-4

Matrix: Water

Prep Type	Batch Type	Batch Method	Run	Dil Factor	Initial Amount	Final Amount	Batch Number	Prepared or Analyzed	Analyst	Lab
Total/NA	Prep	3010A			50 mL	50 mL	354765	10/22/14 10:30	SP	TAL SAV
Total/NA	Analysis	6010C		1	50 mL	50 mL	354940	10/23/14 03:34	BCB	TAL SAV

Instrument ID: ICPE

Client Sample ID: OBLM20061

Date Collected: 10/15/14 12:40
Date Received: 10/18/14 09:50

Lab Sample ID: 680-106409-5

Matrix: Water

Prep Type	Batch Type	Batch Method	Run	Dil Factor	Initial Amount	Final Amount	Batch Number	Prepared or Analyzed	Analyst	Lab
Total/NA	Prep	3010A			50 mL	50 mL	354765	10/22/14 10:30	SP	TAL SAV
Total/NA	Analysis	6010C		1	50 mL	50 mL	354940	10/23/14 03:38	BCB	TAL SAV

Instrument ID: ICPE

Lab Chronicle

Client: Parsons Corporation
Project/Site: Open Burning (OB) Grounds LTM

TestAmerica Job ID: 680-106409-1
SDG: SALF05

Client Sample ID: OBLM20062

Lab Sample ID: 680-106409-6

Date Collected: 10/15/14 12:55
Matrix: Water
Date Received: 10/18/14 09:50

Prep Type	Batch Type	Batch Method	Run	Dil Factor	Initial Amount	Final Amount	Batch Number	Prepared or Analyzed	Analyst	Lab
Total/NA	Prep	3010A			50 mL	50 mL	354765	10/22/14 10:30	SP	TAL SAV
Total/NA	Analysis	6010C		1	50 mL	50 mL	354940	10/23/14 03:59	BCB	TAL SAV
	Instrument ID: ICPE									

Client Sample ID: OBLM20063

Lab Sample ID: 680-106409-7

Date Collected: 10/16/14 10:07
Matrix: Water
Date Received: 10/18/14 09:50

Prep Type	Batch Type	Batch Method	Run	Dil Factor	Initial Amount	Final Amount	Batch Number	Prepared or Analyzed	Analyst	Lab
Total/NA	Prep	3010A			50 mL	50 mL	354765	10/22/14 10:30	SP	TAL SAV
Total/NA	Analysis	6010C		1	50 mL	50 mL	354940	10/23/14 04:04	BCB	TAL SAV
	Instrument ID: ICPE									

Laboratory References:

TAL SAV = TestAmerica Savannah, 5102 LaRoche Avenue, Savannah, GA 31404, TEL (912)354-7858

ANALYSIS REQUEST AND CHAIN OF CUSTODY RECORD

TestAmerica Inc.
5102 LaRoche Avenue
Savannah, GA 31404
Ph: 912-354-7858
Fax:
Website:www.testamericainc.com

Serial or COC #: 17-10-14-1
Possible Hazards: Unknown
Sample Disposal: Lab Disposal

PROJECT & CLIENT INFORMATION		Project State
PROJECT REFERENCE/NAME: Open Burning (OB) Grounds Long Term Monitoring	PROJECT NO.: 748662-01400	NY
LAB PROJECT MANAGER: Linda Wolfe	P.O. NUMBER: 748662-01400	CONTRACT/Quote NO.: 748662-01400
CLIENT (SITE) PM: Scott Dillman (field contact); Todd Belanger (office contact); Cris Grill	CLIENT PHONE: (518) 817-9467 (SD); 617-449-1428 (TB); 671-449-1583 (CG)	CLIENT FAX: 617-946-9777
CLIENT NAME: Parsons	CLIENT EMAIL: Todd.Belanger@parsons.com; Cris.Grill@parsons.com	
CLIENT ADDRESS: 100 High Street, Boston, MA 02110		
Samplers Signature & Initials:		

PAGE 1 OF 1

Final Report Type (Circle at least one):
ASP2000 Category B
EDD 30 business days

TAT/ DATE DUE 21 business days
Per QAP/Quote

EXPEDITED REPORT (circle one)
FAX EMAIL POST Other
TAT/ DATE DUE

NUMBER OF COOLERS SUBMITTED PER SHIPMENT: 1

SAMPLED ON DATE	SAMPLED ON TIME	SAMPLE IDENTIFICATION	LABORATORY SAMPLE ID	SAMPLE TYPE	FIELD FILTERED	MATRIX	NUMBER OF CONTAINERS SUBMITTED: Method 6010C - Copper and Lead	PRESERVATIVE
10/16/2014	1621	OBLM20057		G	N	GW	1	
10/16/2014	1255	OBLM20058		G	N	GW	1	
10/16/2014	1325	OBLM20059		G	N	GW	1	
10/15/2014	1523	OBLM20060		G	N	GW	1	
10/15/2014	1240	OBLM20061		G	N	GW	1	
10/15/2014	1240	OBLM20061MS		G	N	GW	1	
10/15/2014	1240	OBLM20061MSD		G	N	GW	1	
10/15/2014	1255	OBLM20062		G	N	GW	1	
10/16/2014	1007	OBLM20063		G	N	GW	1	

REMARKS

1. Run straight sample analysis (without dilution) for every sample.
2. RLs for copper and lead should be less than 25 ug/L and 20 ug/L for copper and lead, respectively.

680-106409 Chain of Custody

Preservative

1 HNO_3

8 Ice

RELINQUISHED BY: (SIGNATURE)	DATE	TIME	RELINQUISHED BY: (SIGNATURE)	DATE	TIME	RELINQUISHED BY: (SIGNATURE)	DATE	TIME
Todd B Dillman	10/17/14	10:00						
RECEIVED BY: (SIGNATURE)	DATE	TIME	RECEIVED BY: (SIGNATURE)	DATE	TIME	RECEIVED BY: (SIGNATURE)	DATE	TIME

LABORATORY USE ONLY

RECEIVED FOR LABORATORY BY: (SIGNATURE)	DATE	TIME	CUSTODY INTACT	CUSTODY SEAL NO.	LABORATORY REMARKS
	10/18/14	9:50	YES ⊘ NO ○		680-106409 3.6°

Page 14 of 16

10/30/2014

FCU036:12.20.00:2

Original - Return to Laboratory with Sample(s)

Login Sample Receipt Checklist

Client: Parsons Corporation

Job Number: 680-106409-1
SDG Number: SALF05

Login Number: 106409
List Number: 1
Creator: West, Lauren H

List Source: TestAmerica Savannah

Question	Answer	Comment
Radioactivity wasn't checked or is </= background as measured by a survey meter.	N/A	
The cooler's custody seal, if present, is intact.	True	
Sample custody seals, if present, are intact.	True	
The cooler or samples do not appear to have been compromised or tampered with.	True	
Samples were received on ice.	True	
Cooler Temperature is acceptable.	True	
Cooler Temperature is recorded.	True	
COC is present.	True	
COC is filled out in ink and legible.	True	
COC is filled out with all pertinent information.	True	
Is the Field Sampler's name present on COC?	N/A	
There are no discrepancies between the containers received and the COC.	True	
Samples are received within Holding Time.	True	
Sample containers have legible labels.	True	
Containers are not broken or leaking.	True	
Sample collection date/times are provided.	True	
Appropriate sample containers are used.	True	
Sample bottles are completely filled.	True	
Sample Preservation Verified.	N/A	
There is sufficient vol. for all requested analyses, incl. any requested MS/MSDs	True	
Containers requiring zero headspace have no headspace or bubble is <6mm (1/4").	N/A	
Multiphasic samples are not present.	True	
Samples do not require splitting or compositing.	True	
Residual Chlorine Checked.	N/A	

Certification Summary

Client: Parsons Corporation
Project/Site: Open Burning (OB) Grounds LTM

TestAmerica Job ID: 680-106409-1
SDG: SALF05

Laboratory: TestAmerica Savannah

The certifications listed below are applicable to this report.

Authority	Program	EPA Region	Certification ID	Expiration Date
New York	NELAP	2	10842	03-31-15

TestAmerica
THE LEADER IN ENVIRONMENTAL TESTING

ANALYTICAL REPORT

Job Number: 680-106409-1

SDG Number: SALF05

Job Description: Open Burning (OB) Grounds LTM

For:
Parsons Corporation
100 High Street
4th Floor
Boston, MA 02110-1713

Attention: Cris Grill

Approved for release.
Linda A Wolfe
Project Manager II
10/30/2014 3:12 PM

Linda A Wolfe, Project Manager II
5102 LaRoche Avenue, Savannah, GA, 31404
(912)354-7858 e.3005
linda.wolfe@testamericainc.com
10/30/2014

cc: Mr. Brendan Baranek-Olmstead
Ms. Julia Kiberd

The test results in this report meet NELAP requirements for parameters for which accreditation is required or available. Any exceptions to the NELAP requirements are noted. Results pertain only to samples listed in this report. This report may not be reproduced, except in full, without the written approval of the laboratory. Questions should be directed to the person who signed this report.

Savannah Certifications and ID #s: A2LA: 0399.01; AL: 41450; ARDEQ: 88-0692; ARDOH; AZ: AZ0741; CA: 03217CA; CO; CT: PH0161; DE; FL: E87052; GA: 803; Guam; HI; IL: 200022; IN; IA: 353; KS: E-10322; KY EPPC: 90084; KY UST; LA DEQ: 30690; LA DHH: LA080008; ME: 2008022; MD: 250; MA: M-GA006; MI: 9925; MS; NFESC: 249; NV: GA00006; NJ: GA769; NM; NY: 10842; NC DWQ: 269; NC DHHS: 13701; PA: 68-00474; PR: GA00006; RI: LAO00244; SC: 98001001; TN: TN0296; TX: T104704185; USEPA: GA00006; VT: VT-87052; VA: 00302; WA; WV DEP: 094; WV DHHR: 9950 C; WI DNR: 999819810; WY/EPAR8: 8TMS-Q

Table of Contents

Cover Title Page 1

Data Summaries 4

- Report Narrative 4
- Sample Summary 5
- Executive Summary 6
- Method / Analyst Summary 7
- Sample Datasheets 8
- QC Data Summary 15
- Data Qualifiers 18
- QC Association Summary 19
- Lab Chronicle 20

Inorganic Sample Data 23

- Metals Data 23
  - Met Cover Page 24
  - Met Sample Data 25
  - Met QC Data 32
    - Met ICV/CCV 32
    - Met CRQL 34
    - Met Blanks 35
    - Met ICSA/ICSAB 38
    - Met MS/MSD/PDS 40
    - Met LCS/LCSD 43
    - Met Serial Dilution 44
  - Met MDL 45
  - Met IECF 47
  - Met Preparation Log 49

Table of Contents

Met Analysis Run Log 50
Met Raw Data 56
Met Prep Data 337
Shipping and Receiving Documents 338
Client Chain of Custody 338

CASE NARRATIVE

Client: Parsons Corporation

Project: Open Burning (OB) Grounds LTM

Report Number: 680-106409-1

With the exceptions noted as flags or footnotes, standard analytical protocols were followed in the analysis of the samples and no problems were encountered or anomalies observed. In addition all laboratory quality control samples were within established control limits, with any exceptions noted below. Each sample was analyzed to achieve the lowest possible reporting limit within the constraints of the method. In the event of interference or analytes present at high concentrations, samples may be diluted. For diluted samples, the reporting limits are adjusted relative to the dilution required.

RECEIPT

The samples were received on 10/18/2014; the samples arrived in good condition, properly preserved and on ice. The temperature of the coolers at receipt was 3.6 C.

METALS (ICP)

Samples OBLM20057 (680-106409-1), OBLM20058 (680-106409-2), OBLM20059 (680-106409-3), OBLM20060 (680-106409-4), OBLM20061 (680-106409-5), OBLM20062 (680-106409-6) and OBLM20063 (680-106409-7) were analyzed for Metals (ICP) in accordance with EPA SW-846 Method 6010C. The samples were prepared on 10/22/2014 and analyzed on 10/23/2014.

No analytical or quality issues were noted, other than those described above or in the Definitions/Glossary page.

SAMPLE SUMMARY

Client: Parsons Corporation

Job Number: 680-106409-1
Sdg Number: SALF05

Lab Sample ID	Client Sample ID	Client Matrix	Date/Time Sampled	Date/Time Received
680-106409-1	OBLM20057	Water	10/16/2014 1621	10/18/2014 0950
680-106409-2	OBLM20058	Water	10/16/2014 1255	10/18/2014 0950
680-106409-3	OBLM20059	Water	10/16/2014 1325	10/18/2014 0950
680-106409-4	OBLM20060	Water	10/15/2014 1523	10/18/2014 0950
680-106409-5	OBLM20061	Water	10/15/2014 1240	10/18/2014 0950
680-106409-5MS	OBLM20061MS	Water	10/15/2014 1240	10/18/2014 0950
680-106409-5MSD	OBLM20061MSD	Water	10/15/2014 1240	10/18/2014 0950
680-106409-6	OBLM20062	Water	10/15/2014 1255	10/18/2014 0950
680-106409-7	OBLM20063	Water	10/16/2014 1007	10/18/2014 0950

EXECUTIVE SUMMARY - Detections

Client: Parsons Corporation

Job Number: 680-106409-1
Sdg Number: SALF05

Lab Sample ID Analyte	Client Sample ID	Result	Qualifier	Reporting Limit	Units	Method

No Detections

METHOD / ANALYST SUMMARY

Client: Parsons Corporation

Job Number: 680-106409-1
Sdg Number: SALF05

Method	Analyst	Analyst ID
SW846 6010C	Bland, Brian C	BCB

Client: Parsons Corporation

Job Number: 680-106409-1
Sdg Number: SALF05

Client Sample ID: **OBLM20057**

Lab Sample ID: 680-106409-1
Client Matrix: Water

Date Sampled: 10/16/2014 1621
Date Received: 10/18/2014 0950

6010C Metals (ICP)

Analysis Method:	6010C	Analysis Batch:	680-354940	Instrument ID:	ICPE
Prep Method:	3010A	Prep Batch:	680-354765	Lab File ID:	E10222014.csv
Dilution:	1.0			Initial Weight/Volume:	50 mL
Analysis Date:	10/23/2014 0312			Final Weight/Volume:	50 mL
Prep Date:	10/22/2014 1030				

Analyte	Result (ug/L)	Qualifier	MDL	RL
Copper	ND		1.9	20
Lead	ND		4.0	10

Client: Parsons Corporation

Job Number: 680-106409-1
Sdg Number: SALF05

Client Sample ID: **OBLM20058**

Lab Sample ID: 680-106409-2
Client Matrix: Water

Date Sampled: 10/16/2014 1255
Date Received: 10/18/2014 0950

6010C Metals (ICP)

Analysis Method:	6010C	Analysis Batch:	680-354940	Instrument ID:	ICPE
Prep Method:	3010A	Prep Batch:	680-354765	Lab File ID:	E10222014.csv
Dilution:	1.0			Initial Weight/Volume:	50 mL
Analysis Date:	10/23/2014 0325			Final Weight/Volume:	50 mL
Prep Date:	10/22/2014 1030				

Analyte	Result (ug/L)	Qualifier	MDL	RL
Copper	ND		1.9	20
Lead	ND		4.0	10

Client: Parsons Corporation

Job Number: 680-106409-1
Sdg Number: SALF05

Client Sample ID: **OBLM20059**

Lab Sample ID: 680-106409-3
Client Matrix: Water

Date Sampled: 10/16/2014 1325
Date Received: 10/18/2014 0950

6010C Metals (ICP)

Analysis Method:	6010C	Analysis Batch:	680-354940	Instrument ID:	ICPE
Prep Method:	3010A	Prep Batch:	680-354765	Lab File ID:	E10222014.csv
Dilution:	1.0			Initial Weight/Volume:	50 mL
Analysis Date:	10/23/2014 0329			Final Weight/Volume:	50 mL
Prep Date:	10/22/2014 1030				

Analyte	Result (ug/L)	Qualifier	MDL	RL
Copper	ND		1.9	20
Lead	ND		4.0	10

Client: Parsons Corporation

Job Number: 680-106409-1
Sdg Number: SALF05

Client Sample ID: **OBLM20060**

Lab Sample ID: 680-106409-4
Client Matrix: Water

Date Sampled: 10/15/2014 1523
Date Received: 10/18/2014 0950

6010C Metals (ICP)

Analysis Method:	6010C	Analysis Batch:	680-354940	Instrument ID:	ICPE
Prep Method:	3010A	Prep Batch:	680-354765	Lab File ID:	E10222014.csv
Dilution:	1.0			Initial Weight/Volume:	50 mL
Analysis Date:	10/23/2014 0334			Final Weight/Volume:	50 mL
Prep Date:	10/22/2014 1030				

Analyte	Result (ug/L)	Qualifier	MDL	RL
Copper	ND		1.9	20
Lead	ND		4.0	10

Client: Parsons Corporation

Job Number: 680-106409-1
Sdg Number: SALF05

Client Sample ID: **OBLM20061**

Lab Sample ID: 680-106409-5
Client Matrix: Water

Date Sampled: 10/15/2014 1240
Date Received: 10/18/2014 0950

6010C Metals (ICP)

Analysis Method:	6010C	Analysis Batch:	680-354940	Instrument ID:	ICPE
Prep Method:	3010A	Prep Batch:	680-354765	Lab File ID:	E10222014.csv
Dilution:	1.0			Initial Weight/Volume:	50 mL
Analysis Date:	10/23/2014 0338			Final Weight/Volume:	50 mL
Prep Date:	10/22/2014 1030				

Analyte	Result (ug/L)	Qualifier	MDL	RL
Copper	ND		1.9	20
Lead	ND		4.0	10

Client: Parsons Corporation

Job Number: 680-106409-1
Sdg Number: SALF05

Client Sample ID: **OBLM20062**

Lab Sample ID: 680-106409-6
Client Matrix: Water

Date Sampled: 10/15/2014 1255
Date Received: 10/18/2014 0950

6010C Metals (ICP)

Analysis Method:	6010C	Analysis Batch:	680-354940	Instrument ID:	ICPE
Prep Method:	3010A	Prep Batch:	680-354765	Lab File ID:	E10222014.csv
Dilution:	1.0			Initial Weight/Volume:	50 mL
Analysis Date:	10/23/2014 0359			Final Weight/Volume:	50 mL
Prep Date:	10/22/2014 1030				

Analyte	Result (ug/L)	Qualifier	MDL	RL
Copper	ND		1.9	20
Lead	ND		4.0	10

Client: Parsons Corporation

Job Number: 680-106409-1
Sdg Number: SALF05

Client Sample ID: **OBLM20063**

Lab Sample ID: 680-106409-7
Client Matrix: Water

Date Sampled: 10/16/2014 1007
Date Received: 10/18/2014 0950

6010C Metals (ICP)

Analysis Method:	6010C	Analysis Batch:	680-354940	Instrument ID:	ICPE
Prep Method:	3010A	Prep Batch:	680-354765	Lab File ID:	E10222014.csv
Dilution:	1.0			Initial Weight/Volume:	50 mL
Analysis Date:	10/23/2014 0404			Final Weight/Volume:	50 mL
Prep Date:	10/22/2014 1030				

Analyte	Result (ug/L)	Qualifier	MDL	RL
Copper	ND		1.9	20
Lead	ND		4.0	10

Client: Parsons Corporation

Job Number: 680-106409-1
Sdg Number: SALF05

Method Blank - Batch: 680-354765

Method: 6010C
Preparation: 3010A

Lab Sample ID:	MB 680-354765/1-A	Analysis Batch:	680-354940	Instrument ID:	ICPE
Client Matrix:	Water	Prep Batch:	680-354765	Lab File ID:	E10222014.csv
Dilution:	1.0	Leach Batch:	N/A	Initial Weight/Volume:	50 mL
Analysis Date:	10/23/2014 0303	Units:	ug/L	Final Weight/Volume:	50 mL
Prep Date:	10/22/2014 1030				
Leach Date:	N/A				

Analyte	Result	Qual	MDL	RL
Copper	ND		1.9	20
Lead	ND		4.0	10

Lab Control Sample - Batch: 680-354765

Method: 6010C
Preparation: 3010A

Lab Sample ID:	LCS 680-354765/2-A	Analysis Batch:	680-354940	Instrument ID:	ICPE
Client Matrix:	Water	Prep Batch:	680-354765	Lab File ID:	E10222014.csv
Dilution:	1.0	Leach Batch:	N/A	Initial Weight/Volume:	50 mL
Analysis Date:	10/23/2014 0308	Units:	ug/L	Final Weight/Volume:	50 mL
Prep Date:	10/22/2014 1030				
Leach Date:	N/A				

Analyte	Spike Amount	Result	% Rec.	Limit	Qual
Copper	100	101	101	80 - 120	
Lead	500	485	97	80 - 120	

Post Digestion Spike - Batch: 680-354765

Method: 6010C
Preparation: 3010A

Lab Sample ID:	680-106409-5	Analysis Batch:	680-354940	Instrument ID:	ICPE
Client Matrix:	Water	Prep Batch:	680-354765	Lab File ID:	E10222014.csv
Dilution:	1.0	Leach Batch:	N/A	Initial Weight/Volume:	50 mL
Analysis Date:	10/23/2014 0347	Units:	ug/L	Final Weight/Volume:	50 mL
Prep Date:	10/22/2014 1030				
Leach Date:	N/A				

Analyte	Sample Result/Qual	Spike Amount	Result	% Rec.	Limit	Qual
Copper	ND	100	101	101	80 - 120	
Lead	ND	100	96.5	97	80 - 120	

Client: Parsons Corporation

Job Number: 680-106409-1
Sdg Number: SALF05

Matrix Spike/
Matrix Spike Duplicate Recovery Report - Batch: 680-354765

Method: 6010C
Preparation: 3010A

MS Lab Sample ID:	680-106409-5	Analysis Batch:	680-354940	Instrument ID:	ICPE
Client Matrix:	Water	Prep Batch:	680-354765	Lab File ID:	E10222014.csv
Dilution:	1.0	Leach Batch:	N/A	Initial Weight/Volume:	50 mL
Analysis Date:	10/23/2014 0351			Final Weight/Volume:	50 mL
Prep Date:	10/22/2014 1030				
Leach Date:	N/A				

MSD Lab Sample ID:	680-106409-5	Analysis Batch:	680-354940	Instrument ID:	ICPE
Client Matrix:	Water	Prep Batch:	680-354765	Lab File ID:	E10222014.csv
Dilution:	1.0	Leach Batch:	N/A	Initial Weight/Volume:	50 mL
Analysis Date:	10/23/2014 0355			Final Weight/Volume:	50 mL
Prep Date:	10/22/2014 1030				
Leach Date:	N/A				

	% Rec.						
Analyte	MS	MSD	Limit	RPD	RPD Limit	MS Qual	MSD Qual
Copper	100	101	75 - 125	1	20		
Lead	95	96	75 - 125	1	20		

Matrix Spike/
Matrix Spike Duplicate Recovery Report - Batch: 680-354765

Method: 6010C
Preparation: 3010A

MS Lab Sample ID:	680-106409-5	Units:	ug/L	MSD Lab Sample ID:	680-106409-5
Client Matrix:	Water			Client Matrix:	Water
Dilution:	1.0			Dilution:	1.0
Analysis Date:	10/23/2014 0351			Analysis Date:	10/23/2014 0355
Prep Date:	10/22/2014 1030			Prep Date:	10/22/2014 1030
Leach Date:	N/A			Leach Date:	N/A

Analyte	Sample Result/Qual	MS Spike Amount	MSD Spike Amount	MS Result/Qual	MSD Result/Qual
Copper	ND	100	100	100	101
Lead	ND	500	500	473	479

Client: Parsons Corporation

Job Number: 680-106409-1
Sdg Number: SALF05

Serial Dilution - Batch: 680-354765

Method: 6010C
Preparation: 3010A

Lab Sample ID:	680-106409-5	Analysis Batch:	680-354940	Instrument ID:	ICPE
Client Matrix:	Water	Prep Batch:	680-354765	Lab File ID:	E10222014.csv
Dilution:	5.0	Leach Batch:	N/A	Initial Weight/Volume:	50 mL
Analysis Date:	10/23/2014 0342	Units:	ug/L	Final Weight/Volume:	50 mL
Prep Date:	10/22/2014 1030				
Leach Date:	N/A				

Analyte	Sample Result/Qual	Result	%Diff	Limit	Qual
Copper	ND	ND	NC	10	
Lead	ND	ND	NC	10	

DATA REPORTING QUALIFIERS

Client: Parsons Corporation

Job Number: 680-106409-1
Sdg Number: SALF05

Lab Section	Qualifier	Description
Metals		
	J	Result is less than the RL but greater than or equal to the MDL and the concentration is an approximate value.

Client: Parsons Corporation

Job Number: 680-106409-1
Sdg Number: SALF05

QC Association Summary

Lab Sample ID	Client Sample ID	Report Basis	Client Matrix	Method	Prep Batch
Metals					
Prep Batch: 680-354765					
LCS 680-354765/2-A	Lab Control Sample	T	Water	3010A	
MB 680-354765/1-A	Method Blank	T	Water	3010A	
680-106409-1	OBLM20057	T	Water	3010A	
680-106409-2	OBLM20058	T	Water	3010A	
680-106409-3	OBLM20059	T	Water	3010A	
680-106409-4	OBLM20060	T	Water	3010A	
680-106409-5	OBLM20061	T	Water	3010A	
680-106409-5MS	Matrix Spike	T	Water	3010A	
680-106409-5MSD	Matrix Spike Duplicate	T	Water	3010A	
680-106409-6	OBLM20062	T	Water	3010A	
680-106409-7	OBLM20063	T	Water	3010A	
Analysis Batch:680-354940					
LCS 680-354765/2-A	Lab Control Sample	T	Water	6010C	680-354765
MB 680-354765/1-A	Method Blank	T	Water	6010C	680-354765
680-106409-1	OBLM20057	T	Water	6010C	680-354765
680-106409-2	OBLM20058	T	Water	6010C	680-354765
680-106409-3	OBLM20059	T	Water	6010C	680-354765
680-106409-4	OBLM20060	T	Water	6010C	680-354765
680-106409-5	OBLM20061	T	Water	6010C	680-354765
680-106409-5MS	Matrix Spike	T	Water	6010C	680-354765
680-106409-5MSD	Matrix Spike Duplicate	T	Water	6010C	680-354765
680-106409-6	OBLM20062	T	Water	6010C	680-354765
680-106409-7	OBLM20063	T	Water	6010C	680-354765

Report Basis
T = Total

Client: Parsons Corporation

Job Number: 680-106409-1
SDG: SALF05

Laboratory Chronicle

Lab ID: 680-106409-1 **Client ID:** OBLM20057

Sample Date/Time: 10/16/2014 16:21 Received Date/Time: 10/18/2014 09:50

Method	Bottle ID	Run	Analysis Batch	Prep Batch	Date Prepared / Analyzed	Dil	Lab	Analyst
P:3010A	680-106409-A-1-A		680-354940	680-354765	10/22/2014 10:30	1	TAL SAV	sp
A:6010C	680-106409-A-1-A		680-354940	680-354765	10/23/2014 03:12	1	TAL SAV	BCB

Lab ID: 680-106409-2 **Client ID:** OBLM20058

Sample Date/Time: 10/16/2014 12:55 Received Date/Time: 10/18/2014 09:50

Method	Bottle ID	Run	Analysis Batch	Prep Batch	Date Prepared / Analyzed	Dil	Lab	Analyst
P:3010A	680-106409-A-2-A		680-354940	680-354765	10/22/2014 10:30	1	TAL SAV	sp
A:6010C	680-106409-A-2-A		680-354940	680-354765	10/23/2014 03:25	1	TAL SAV	BCB

Lab ID: 680-106409-3 **Client ID:** OBLM20059

Sample Date/Time: 10/16/2014 13:25 Received Date/Time: 10/18/2014 09:50

Method	Bottle ID	Run	Analysis Batch	Prep Batch	Date Prepared / Analyzed	Dil	Lab	Analyst
P:3010A	680-106409-A-3-A		680-354940	680-354765	10/22/2014 10:30	1	TAL SAV	sp
A:6010C	680-106409-A-3-A		680-354940	680-354765	10/23/2014 03:29	1	TAL SAV	BCB

Lab ID: 680-106409-4 **Client ID:** OBLM20060

Sample Date/Time: 10/15/2014 15:23 Received Date/Time: 10/18/2014 09:50

Method	Bottle ID	Run	Analysis Batch	Prep Batch	Date Prepared / Analyzed	Dil	Lab	Analyst
P:3010A	680-106409-A-4-A		680-354940	680-354765	10/22/2014 10:30	1	TAL SAV	sp
A:6010C	680-106409-A-4-A		680-354940	680-354765	10/23/2014 03:34	1	TAL SAV	BCB

Lab ID: 680-106409-5 **Client ID:** OBLM20061

Sample Date/Time: 10/15/2014 12:40 Received Date/Time: 10/18/2014 09:50

Method	Bottle ID	Run	Analysis Batch	Prep Batch	Date Prepared / Analyzed	Dil	Lab	Analyst
P:3010A	680-106409-A-5-A		680-354940	680-354765	10/22/2014 10:30	1	TAL SAV	sp
A:6010C	680-106409-A-5-A		680-354940	680-354765	10/23/2014 03:38	1	TAL SAV	BCB

Client: Parsons Corporation

Job Number: 680-106409-1
SDG: SALF05

Laboratory Chronicle

Lab ID: 680-106409-5 **Client ID:** OBLM20061MS

Sample Date/Time: 10/15/2014 12:40 Received Date/Time: 10/18/2014 09:50

Method	Bottle ID	Run	Analysis Batch	Prep Batch	Date Prepared / Analyzed	Dil	Lab	Analyst
P:3010A	680-106409-A-5-B MS		680-354940	680-354765	10/22/2014 10:30	1	TAL SAV	sp
A:6010C	680-106409-A-5-B MS		680-354940	680-354765	10/23/2014 03:51	1	TAL SAV	BCB

Lab ID: 680-106409-5 **Client ID:** OBLM20061MSD

Sample Date/Time: 10/15/2014 12:40 Received Date/Time: 10/18/2014 09:50

Method	Bottle ID	Run	Analysis Batch	Prep Batch	Date Prepared / Analyzed	Dil	Lab	Analyst
P:3010A	680-106409-A-5-C MSD		680-354940	680-354765	10/22/2014 10:30	1	TAL SAV	sp
A:6010C	680-106409-A-5-C MSD		680-354940	680-354765	10/23/2014 03:55	1	TAL SAV	BCB

Lab ID: 680-106409-5 SD **Client ID:** OBLM20061

Sample Date/Time: 10/15/2014 12:40 Received Date/Time: 10/18/2014 09:50

Method	Bottle ID	Run	Analysis Batch	Prep Batch	Date Prepared / Analyzed	Dil	Lab	Analyst
P:3010A	680-106409-A-5-A SD ^5		680-354940	680-354765	10/22/2014 10:30	5	TAL SAV	sp
A:6010C	680-106409-A-5-A SD ^5		680-354940	680-354765	10/23/2014 03:42	5	TAL SAV	BCB
P:3010A	680-106409-A-5-A PDS		680-354940	680-354765	10/22/2014 10:30	1	TAL SAV	sp
A:6010C	680-106409-A-5-A PDS		680-354940	680-354765	10/23/2014 03:47	1	TAL SAV	BCB

Lab ID: 680-106409-6 **Client ID:** OBLM20062

Sample Date/Time: 10/15/2014 12:55 Received Date/Time: 10/18/2014 09:50

Method	Bottle ID	Run	Analysis Batch	Prep Batch	Date Prepared / Analyzed	Dil	Lab	Analyst
P:3010A	680-106409-A-6-A		680-354940	680-354765	10/22/2014 10:30	1	TAL SAV	sp
A:6010C	680-106409-A-6-A		680-354940	680-354765	10/23/2014 03:59	1	TAL SAV	BCB

Lab ID: 680-106409-7 **Client ID:** OBLM20063

Sample Date/Time: 10/16/2014 10:07 Received Date/Time: 10/18/2014 09:50

Method	Bottle ID	Run	Analysis Batch	Prep Batch	Date Prepared / Analyzed	Dil	Lab	Analyst
P:3010A	680-106409-A-7-A		680-354940	680-354765	10/22/2014 10:30	1	TAL SAV	sp
A:6010C	680-106409-A-7-A		680-354940	680-354765	10/23/2014 04:04	1	TAL SAV	BCB

Client: Parsons Corporation

Job Number: 680-106409-1
SDG: SALF05

Laboratory Chronicle

Lab ID: MB **Client ID:** N/A

Sample Date/Time: N/A Received Date/Time: N/A

Method	Bottle ID	Run	Analysis Batch	Prep Batch	Date Prepared / Analyzed	Dil	Lab	Analyst
P:3010A	MB 680-354765/1-A		680-354940	680-354765	10/22/2014 10:30	1	TAL SAV	sp
A:6010C	MB 680-354765/1-A		680-354940	680-354765	10/23/2014 03:03	1	TAL SAV	BCB

Lab ID: LCS **Client ID:** N/A

Sample Date/Time: N/A Received Date/Time: N/A

Method	Bottle ID	Run	Analysis Batch	Prep Batch	Date Prepared / Analyzed	Dil	Lab	Analyst
P:3010A	LCS 680-354765/2-A		680-354940	680-354765	10/22/2014 10:30	1	TAL SAV	sp
A:6010C	LCS 680-354765/2-A		680-354940	680-354765	10/23/2014 03:08	1	TAL SAV	BCB

Lab References:
TAL SAV = TestAmerica Savannah

METALS

COVER PAGE
METALS

Lab Name: TestAmerica Savannah Job Number: 680-106409-1

SDG No.: SALF05

Project: Open Burning (OB) Grounds LTM

Client Sample ID	Lab Sample ID
OBLM20057	680-106409-1
OBLM20058	680-106409-2
OBLM20059	680-106409-3
OBLM20060	680-106409-4
OBLM20061	680-106409-5
OBLM20062	680-106409-6
OBLM20063	680-106409-7

Comments:

1A-IN
INORGANIC ANALYSIS DATA SHEET
METALS

Client Sample ID: OBLM20057 Lab Sample ID: 680-106409-1

Lab Name: TestAmerica Savannah Job No.: 680-106409-1

SDG ID.: SALF05

Matrix: Water Date Sampled: 10/16/2014 16:21

Reporting Basis: WET Date Received: 10/18/2014 09:50

CAS No.	Analyte	Result	RL	MDL	Units	C	Q	DIL	Method
7440-50-8	Copper	ND	20	1.9	ug/L			1	6010C
7439-92-1	Lead	ND	10	4.0	ug/L			1	6010C

1A-IN
INORGANIC ANALYSIS DATA SHEET
METALS

Client Sample ID: OBLM20058 Lab Sample ID: 680-106409-2

Lab Name: TestAmerica Savannah Job No.: 680-106409-1

SDG ID.: SALF05

Matrix: Water Date Sampled: 10/16/2014 12:55

Reporting Basis: WET Date Received: 10/18/2014 09:50

CAS No.	Analyte	Result	RL	MDL	Units	C	Q	DIL	Method
7440-50-8	Copper	ND	20	1.9	ug/L			1	6010C
7439-92-1	Lead	ND	10	4.0	ug/L			1	6010C

1A-IN
INORGANIC ANALYSIS DATA SHEET
METALS

Client Sample ID: OBLM20059 Lab Sample ID: 680-106409-3

Lab Name: TestAmerica Savannah Job No.: 680-106409-1

SDG ID.: SALF05

Matrix: Water Date Sampled: 10/16/2014 13:25

Reporting Basis: WET Date Received: 10/18/2014 09:50

CAS No.	Analyte	Result	RL	MDL	Units	C	Q	DIL	Method
7440-50-8	Copper	ND	20	1.9	ug/L			1	6010C
7439-92-1	Lead	ND	10	4.0	ug/L			1	6010C

1A-IN
INORGANIC ANALYSIS DATA SHEET
METALS

Client Sample ID: OBLM20060 Lab Sample ID: 680-106409-4

Lab Name: TestAmerica Savannah Job No.: 680-106409-1

SDG ID.: SALF05

Matrix: Water Date Sampled: 10/15/2014 15:23

Reporting Basis: WET Date Received: 10/18/2014 09:50

CAS No.	Analyte	Result	RL	MDL	Units	C	Q	DIL	Method
7440-50-8	Copper	ND	20	1.9	ug/L			1	6010C
7439-92-1	Lead	ND	10	4.0	ug/L			1	6010C

1A-IN
INORGANIC ANALYSIS DATA SHEET
METALS

Client Sample ID: OBLM20061 Lab Sample ID: 680-106409-5

Lab Name: TestAmerica Savannah Job No.: 680-106409-1

SDG ID.: SALF05

Matrix: Water Date Sampled: 10/15/2014 12:40

Reporting Basis: WET Date Received: 10/18/2014 09:50

CAS No.	Analyte	Result	RL	MDL	Units	C	Q	DIL	Method
7440-50-8	Copper	ND	20	1.9	ug/L			1	6010C
7439-92-1	Lead	ND	10	4.0	ug/L			1	6010C

1A-IN
INORGANIC ANALYSIS DATA SHEET
METALS

Client Sample ID: OBLM20062 Lab Sample ID: 680-106409-6

Lab Name: TestAmerica Savannah Job No.: 680-106409-1

SDG ID.: SALF05

Matrix: Water Date Sampled: 10/15/2014 12:55

Reporting Basis: WET Date Received: 10/18/2014 09:50

CAS No.	Analyte	Result	RL	MDL	Units	C	Q	DIL	Method
7440-50-8	Copper	ND	20	1.9	ug/L			1	6010C
7439-92-1	Lead	ND	10	4.0	ug/L			1	6010C

1A-IN
INORGANIC ANALYSIS DATA SHEET
METALS

Client Sample ID: OBLM20063 Lab Sample ID: 680-106409-7

Lab Name: TestAmerica Savannah Job No.: 680-106409-1

SDG ID.: SALF05

Matrix: Water Date Sampled: 10/16/2014 10:07

Reporting Basis: WET Date Received: 10/18/2014 09:50

CAS No.	Analyte	Result	RL	MDL	Units	C	Q	DIL	Method
7440-50-8	Copper	ND	20	1.9	ug/L			1	6010C
7439-92-1	Lead	ND	10	4.0	ug/L			1	6010C

2A-IN
CALIBRATION VERIFICATIONS
METALS

Lab Name: TestAmerica Savannah Job No.: 680-106409-1

SDG No.: SALF05

ICV Source: P_ICV_wk_00229 Concentration Units: ug/L

CCV Source: P_CCV_wk_00128

Analyte	ICV 680-354940/4 10/22/2014 13:09				CCV 680-354940/13 10/22/2014 13:50				CCV 680-354940/189 10/23/2014 02:25			
	Found	C	True	%R	Found	C	True	%R	Found	C	True	%R
Copper	1030		1000	103	5100		5000	102	4920		5000	98
Lead	1010		1000	101	507		500	101	491		500	98

Note! Calculations are performed before rounding to avoid round-off errors in calculated results.
Italicized analytes were not requested for this sequence.

2A-IN
CALIBRATION VERIFICATIONS
METALS

Lab Name: TestAmerica Savannah Job No.: 680-106409-1

SDG No.: SALF05

ICV Source: P_ICV_wk_00229 Concentration Units: ug/L

CCV Source: P_CCV_wk_00128

Analyte	CCV 680-354940/201 10/23/2014 03:16				CCV 680-354940/213 10/23/2014 04:08							
	Found	C	True	%R	Found	C	True	%R	Found	C	True	%R
Copper	4930		5000	99	4890		5000	98				
Lead	484		500	97	484		500	97				

Note! Calculations are performed before rounding to avoid round-off errors in calculated results.
Italicized analytes were not requested for this sequence.

2B-IN
CRQL CHECK STANDARD
METALS

Lab Name: TestAmerica Savannah Job No.: 680-106409-1

SDG No.: SALF05

Method: 6010C Instrument ID: ICPE

Lab Sample ID: CRI 680-354940/6 Concentration Units: ug/L

CRQL Check Standard Source: P_RL_Int_00036

Analyte	CRQL Check Standard				
	True	Found	Qualifiers	%R(1)	Limits
Copper	20.0	22.2		111	70-130
Lead	10.0	11.8		118	70-130

Lab Sample ID: CRI 680-354940/243 Concentration Units: ug/L

CRQL Check Standard Source: P_RL_Int_00036

Analyte	CRQL Check Standard				
	True	Found	Qualifiers	%R(1)	Limits
Copper	20.0	21.7		108	70-130
Lead	10.0	11.0		110	70-130

Note! Calculations are performed before rounding to avoid round-off errors in calculated results.

FORM IIB-IN

3-IN
INSTRUMENT BLANKS
METALS

Lab Name: TestAmerica Savannah Job No.: 680-106409-1

SDG No.: SALF05

Concentration Units: ug/L

Analyte	RL	ICBIS 680-354940/5 10/22/2014 13:14		CCB 680-354940/14 10/22/2014 13:55		CCB 680-354940/190 10/23/2014 02:29		CCB 680-354940/202 10/23/2014 03:21	
		Found	C	Found	C	Found	C	Found	C
Copper	20	ND		ND		ND		ND	
Lead	10	ND		ND		ND		ND	

Italicized analytes were not requested for this sequence.

3-IN
INSTRUMENT BLANKS
METALS

Lab Name: TestAmerica Savannah Job No.: 680-106409-1

SDG No.: SALF05

Concentration Units: ug/L

Analyte	RL	CCB 680-354940/214 10/23/2014 04:12							
		Found	C	Found	C	Found	C	Found	C
Copper	20	ND							
Lead	10	ND							

Italicized analytes were not requested for this sequence.

3-IN
METHOD BLANK
METALS

Lab Name: TestAmerica Savannah Job No.: 680-106409-1

SDG No.: SALF05

Concentration Units: ug/L Lab Sample ID: MB 680-354765/1-A

Instrument Code: ICPE Batch No.: 354940

CAS No.	Analyte	Concentration	C	Q	Method
7440-50-8	Copper	ND			6010C
7439-92-1	Lead	ND			6010C

4A-IN
INTERFERENCE CHECK STANDARD
METALS

Lab Name: TestAmerica Savannah Job No.: 680-106409-1

SDG No.: SALF05

Lab Sample ID: ICSA 680-354940/8 Instrument ID: ICPE

Lab File ID: E10222014.csv ICS Source: P_ICSA_wk_00038

Concentration Units: ug/L

Analyte	True Solution A	Found Solution A	Percent Recovery
Copper		**1.62**	
Lead		**-3.93**	
Aluminum	*500000*	*523191*	*105*
Antimony		*1.26*	
Arsenic		*-6.23*	
Barium		*1.91*	
Beryllium		*-0.148*	
Boron		*4.52*	
Cadmium		*4.80*	
Calcium	*500000*	*490850*	*98*
Chromium		*0.248*	
Cobalt		*-0.0747*	
Iron	*200000*	*185331*	*93*
Magnesium	*500000*	*504404*	*101*
Manganese		*2.83*	
Molybdenum		*1.36*	
Nickel		*1.62*	
Potassium		*4.34*	
Selenium		*-0.860*	
Silver		*0.418*	
Sodium		*-187*	
Strontium		*5.72*	
Thallium		*-8.77*	
Tin		*-2.68*	
Titanium		*0.989*	
Vanadium		*-5.29*	
Zinc		*13.2*	

Calculations are performed before rounding to avoid round-off errors in calculated results.

FORM IVA-IN

4A-IN
INTERFERENCE CHECK STANDARD
METALS

Lab Name: TestAmerica Savannah Job No.: 680-106409-1

SDG No.: SALF05

Lab Sample ID: ICSAB 680-354940/9 Instrument ID: ICPE

Lab File ID: E10222014.csv ICS Source: P_ICSAB_wk_00053

Concentration Units: ug/L

Analyte	True Solution AB	Found Solution AB	Found Percent Recovery
Copper	**500**	**570**	**114**
Lead	**50.0**	**45.4**	**91**
Aluminum	*500000*	*536257*	*107*
Antimony	*600*	*627*	*105*
Arsenic	*100*	*97.3*	*97*
Barium	*500*	*507*	*101*
Beryllium	*500*	*484*	*97*
Boron		*3.03*	
Cadmium	*1000*	*944*	*94*
Calcium	*500000*	*503722*	*101*
Chromium	*500*	*489*	*98*
Cobalt	*500*	*480*	*96*
Iron	*200000*	*190122*	*95*
Magnesium	*500000*	*517008*	*103*
Manganese	*500*	*515*	*103*
Molybdenum	*1000*	*982*	*98*
Nickel	*1000*	*931*	*93*
Potassium		*2.41*	
Selenium	*50.0*	*44.3*	*89*
Silver	*200*	*224*	*112*
Sodium		*37.8*	
Strontium		*7.83*	
Thallium	*100*	*86.4*	*86*
Tin	*1000*	*980*	*98*
Titanium		*0.334*	
Vanadium	*500*	*486*	*97*
Zinc	*1000*	*933*	*93*

Calculations are performed before rounding to avoid round-off errors in calculated results.

FORM IVA-IN

5A-IN
MATRIX SPIKE SAMPLE RECOVERY
METALS

Client ID: OBLM20061MS MS
Lab ID: 680-106409-5 MS
Lab Name: TestAmerica Savannah
Job No.: 680-106409-1
SDG No.: SALF05
Matrix: Water
Concentration Units: ug/L
% Solids:

Analyte	SSR	C	Sample Result (SR)	C	Spike Added (SA)	%R	Control Limit %R	Q	Method
Copper	100		ND		100	100	75-125		6010C
Lead	473		ND		500	95	75-125		6010C

SSR = Spiked Sample Result

Calculations are performed before rounding to avoid round-off errors in calculated results.

FORM VA - IN

5A-IN
MATRIX SPIKE DUPLICATE SAMPLE RECOVERY
METALS

Client ID: OBLM20061MSD MSD
Lab ID: 680-106409-5 MSD
Lab Name: TestAmerica Savannah
Job No.: 680-106409-1
SDG No.: SALF05
Matrix: Water
Concentration Units: ug/L
% Solids:

Analyte	(SDR)	C	Spike Added (SA)	%R	Control Limit %R	RPD	RPD Limit	Q	Method
Copper	101		100	101	75-125	1	20		6010C
Lead	479		500	96	75-125	1	20		6010C

SDR = Sample Duplicate Result

Calculations are performed before rounding to avoid round-off errors in calculated results.

FORM VD - IN

5B-IN
POST DIGESTION SPIKE SAMPLE RECOVERY
METALS

Client ID: OBLM20061 PDS
Lab ID: 680-106409-5 PDS
Lab Name: TestAmerica Savannah
Job No.: 680-106409-1
SDG No.: SALF05
Matrix: Water
Concentration Units: ug/L

Analyte	SSR	C	Sample Result (SR)	C	Spike Added (SA)	%R	Control Limit %R	Q	Method
Copper	101		ND		100	101	80-120		6010C
Lead	96.5		ND		100	97	80-120		6010C

SSR = Spiked Sample Result

Calculations are performed before rounding to avoid round-off errors in calculated results.

FORM VB - IN

7A-IN
LAB CONTROL SAMPLE
METALS

Lab ID: LCS 680-354765/2-A

Lab Name: TestAmerica Savannah Job No.: 680-106409-1

Sample Matrix: Water LCS Source: MS_LCS1_WK_00014

Analyte	Water(ug/L)							
	True	Found	C	%R	Limits		Q	Method
Copper	100	101		101	80	120		6010C
Lead	500	485		97	80	120		6010C

Calculations are performed before rounding to avoid round-off errors in calculated results.

FORM VIIA - IN

8-IN
ICP-AES AND ICP-MS SERIAL DILUTIONS
METALS

Lab ID: 680-106409-5

SDG No: SALF05

Lab Name: TestAmerica Savannah Job No: 680-106409-1

Matrix: Water Concentration Units: ug/L

Analyte	Initial Sample Result (I)	C	Serial Dilution Result (S)	C	% Difference	Q	Method
Copper	ND		ND		NC		6010C
Lead	ND		ND		NC		6010C

Calculations are performed before rounding to avoid round-off errors in calculated results.

FORM VIII-IN

9-IN
DETECTION LIMITS
METALS

Lab Name: TestAmerica Savannah Job Number: 680-106409-1

SDG Number: SALF05

Matrix: Water Instrument ID: ICPE

Method: 6010C MDL Date: 06/02/2009 00:00

Prep Method: 3010A

Analyte	Wavelength/ Mass	RL (ug/L)	MDL (ug/L)
Copper		20	1.9
Lead		10	4

9-IN
CALIBRATION BLANK DETECTION LIMITS
METALS

Lab Name: TestAmerica Savannah Job Number: 680-106409-1

SDG Number: SALF05

Matrix: Water Instrument ID: ICPE

Method: 6010C XMDL Date: 06/02/2009 00:00

Analyte	Wavelength/ Mass	XRL (ug/L)	XMDL (ug/L)
Copper		20	1.9
Lead		10	4

10-IN
ICP-AES INTERELEMENT CORRECTION FACTORS
METALS

Lab Name: TestAmerica Savannah Job Number: 680-106409-1

SDG No.: SALF05

ICP-AES Instrument ID: ICPE Date: 04/26/2014

Analyte	Wave Length	Ag	Al	As	B	Ba	Be	Ca	Cd	Co	Cr	Cu	Fe	K	Mg
Aluminum	308.215									-0.001000			0.000256		
Antimony	206.834						0.000900				0.008000		0.000023		
Arsenic	188.980		0.000016										-0.000010		
Barium	389.178												0.000025		0.000062
Beryllium	313.042														
Boron	249.678												-0.000141		
Cadmium	226.502												0.000089		
Calcium	370.602												-0.004290		
Chromium	267.716								-0.000200				0.000009		
Cobalt	228.615										0.000200		0.000006		
Copper	324.754												0.000006		
Iron	271.441									0.077100	0.001160				
Lead	220.353		-0.000009							-0.000200	0.000520		0.000073		
Magnesium	279.078		-0.000142												
Manganese	257.610												0.000014		0.000035
Molybdenum	202.032												-0.000007		
Nickel	231.604									-0.000800			0.000008		
Potassium	766.491														
Selenium	196.026												0.000020		
Silver	328.068												-0.000002		
Sodium	330.237												-0.005002		
Strontium	216.596							0.000029					0.000103		
Thallium	190.794									0.002830			-0.000125		
Tin	189.925														
Titanium	334.941														0.000006
Vanadium	292.401										-0.001640		0.000014		
Zinc	206.200										-0.002860		-0.000043		

10-IN
ICP-AES INTERELEMENT CORRECTION FACTORS
METALS

Lab Name: TestAmerica Savannah Job Number: 680-106409-1

SDG No.: SALF05

ICP-AES Instrument ID: ICPE Date: 04/26/2014

Analyte	Wave Length	Mn	Mo	Na	Ni	Pb	Sb	Se	Sn	Sr	Ti	Tl	V	Zn	
Aluminum	308.215		0.008600										-0.014788		
Antimony	206.834		-0.012400						0.000200						
Arsenic	188.980		-0.000430												
Barium	389.178		0.000218										0.000095		
Beryllium	313.042		-0.000082										-0.000200		
Boron	249.678														
Cadmium	226.502														
Calcium	370.602	0.008900									0.155000		0.003040		
Chromium	267.716	0.000090									0.000040		-0.000200		
Cobalt	228.615		-0.002400						-0.000060		0.001850				
Copper	324.754		0.000550										-0.000200		
Iron	271.441		0.000760										0.005220		
Lead	220.353	0.000130	-0.000870								-0.000325				
Magnesium	279.078	-0.007600													
Manganese	257.610														
Molybdenum	202.032												-0.000160		
Nickel	231.604														
Potassium	766.491														
Selenium	196.026	0.000500													
Silver	328.068	0.000061								-0.000400			0.000028		
Sodium	330.237										-0.041825			-0.515620	
Strontium	216.596		-0.001000		-0.002275										
Thallium	190.794	-0.000466	-0.003133										0.001500		
Tin	189.925														
Titanium	334.941														
Vanadium	292.401		-0.006130								0.000575				
Zinc	206.200														

12-IN
PREPARATION LOG
METALS

Lab Name: TestAmerica Savannah Job No.: 680-106409-1

SDG No.: SALF05

Prep Method: 3010A

Lab Sample ID	Preparation Date	Prep Batch	Initial Weight	Initial Volume (mL)	Final Volume (mL)
MB 680-354765/1-A	10/22/2014 10:30	354765		50	50
LCS 680-354765/2-A	10/22/2014 10:30	354765		50	50
680-106409-1	10/22/2014 10:30	354765		50	50
680-106409-2	10/22/2014 10:30	354765		50	50
680-106409-3	10/22/2014 10:30	354765		50	50
680-106409-4	10/22/2014 10:30	354765		50	50
680-106409-5	10/22/2014 10:30	354765		50	50
680-106409-5 MS	10/22/2014 10:30	354765		50	50
680-106409-5 MSD	10/22/2014 10:30	354765		50	50
680-106409-6	10/22/2014 10:30	354765		50	50
680-106409-7	10/22/2014 10:30	354765		50	50

13-IN
ANALYSIS RUN LOG
METALS

Lab Name: TestAmerica Savannah Job No.: 680-106409-1

SDG No.: SALF05

Instrument ID: ICPE Method: 6010C

Start Date: 10/22/2014 12:57 End Date: 10/23/2014 06:26

Lab Sample ID	D / F	Type	Time	Analytes																				
				Cu	Pb																			
ZZZZZZ			12:57																					
ZZZZZZ			13:01																					
ZZZZZZ			13:05																					
ICV 680-354940/4	1		13:09	X	X																			
ICBIS 680-354940/5	1		13:14	X	X																			
CRI 680-354940/6	1		13:18	X	X																			
ZZZZZZ			13:25																					
ICSA 680-354940/8	1		13:29	X	X																			
ICSAB 680-354940/9	1		13:33	X	X																			
ZZZZZZ			13:37																					
ZZZZZZ			13:42																					
ZZZZZZ			13:46																					
CCV 680-354940/13	1		13:50	X	X																			
CCB 680-354940/14	1		13:55	X	X																			
ZZZZZZ			13:59																					
ZZZZZZ			14:03																					
ZZZZZZ			14:07																					
ZZZZZZ			14:12																					
ZZZZZZ			14:16																					
ZZZZZZ			14:20																					
ZZZZZZ			14:24																					
ZZZZZZ			14:29																					
ZZZZZZ			14:33																					
ZZZZZZ			14:37																					
CCV 680-354940/25			14:42																					
CCB 680-354940/26			14:46																					
ZZZZZZ			14:50																					
ZZZZZZ			14:54																					
ZZZZZZ			14:59																					
ZZZZZZ			15:03																					
ZZZZZZ			15:07																					
ZZZZZZ			15:12																					
CCV 680-354940/33			15:16																					
CCB 680-354940/34			15:20																					
ZZZZZZ			15:24																					
ZZZZZZ			15:29																					
ZZZZZZ			15:33																					
ZZZZZZ			15:37																					
ZZZZZZ			15:41																					
ZZZZZZ			15:46																					
ZZZZZZ			15:50																					
ZZZZZZ			15:54																					

13-IN
ANALYSIS RUN LOG
METALS

Lab Name: TestAmerica Savannah Job No.: 680-106409-1

SDG No.: SALF05

Instrument ID: ICPE Method: 6010C

Start Date: 10/22/2014 12:57 End Date: 10/23/2014 06:26

Lab Sample ID	D / F	Type	Time	Analytes																			
				Cu	Pb																		
ZZZZZZ			15:58																				
ZZZZZZ			16:03																				
CCV 680-354940/45			16:07																				
CCB 680-354940/46			16:11																				
ZZZZZZ			16:15																				
ZZZZZZ			16:20																				
ZZZZZZ			16:24																				
ZZZZZZ			16:28																				
ZZZZZZ			16:33																				
ZZZZZZ			16:37																				
ZZZZZZ			16:41																				
ZZZZZZ			16:45																				
ZZZZZZ			16:50																				
ZZZZZZ			16:54																				
CCV 680-354940/57			16:58																				
CCB 680-354940/58			17:02																				
ZZZZZZ			17:07																				
ZZZZZZ			17:11																				
ZZZZZZ			17:15																				
ZZZZZZ			17:19																				
ZZZZZZ			17:25																				
ZZZZZZ			17:29																				
ZZZZZZ			17:33																				
ZZZZZZ			17:38																				
ZZZZZZ			17:42																				
ZZZZZZ			17:46																				
CCV 680-354940/69			17:50																				
CCB 680-354940/70			17:55																				
ZZZZZZ			17:59																				
ZZZZZZ			18:03																				
ZZZZZZ			18:07																				
ZZZZZZ			18:12																				
ZZZZZZ			18:16																				
ZZZZZZ			18:20																				
ZZZZZZ			18:24																				
ZZZZZZ			18:29																				
ZZZZZZ			18:33																				
ZZZZZZ			18:37																				
CCV 680-354940/81			18:42																				
CCB 680-354940/82			18:46																				
ZZZZZZ			18:50																				
ZZZZZZ			18:54																				

13-IN
ANALYSIS RUN LOG
METALS

Lab Name: TestAmerica Savannah Job No.: 680-106409-1

SDG No.: SALF05

Instrument ID: ICPE Method: 6010C

Start Date: 10/22/2014 12:57 End Date: 10/23/2014 06:26

Lab Sample ID	D / F	Type	Time	Analytes																			
				Cu	Pb																		
ZZZZZZ			18:59																				
ZZZZZZ			19:03																				
ZZZZZZ			19:07																				
ZZZZZZ			19:11																				
ZZZZZZ			19:16																				
ZZZZZZ			19:20																				
ZZZZZZ			19:24																				
ZZZZZZ			19:29																				
CCV 680-354940/93			19:33																				
CCB 680-354940/94			19:37																				
ZZZZZZ			19:41																				
ZZZZZZ			19:46																				
ZZZZZZ			19:50																				
ZZZZZZ			19:54																				
ZZZZZZ			19:58																				
ZZZZZZ			20:03																				
ZZZZZZ			20:07																				
ZZZZZZ			20:11																				
ZZZZZZ			20:16																				
ZZZZZZ			20:20																				
CCV 680-354940/105			20:24																				
CCB 680-354940/106			20:28																				
ZZZZZZ			20:33																				
ZZZZZZ			20:37																				
ZZZZZZ			20:41																				
ZZZZZZ			20:46																				
ZZZZZZ			20:50																				
ZZZZZZ			20:54																				
ZZZZZZ			20:58																				
ZZZZZZ			21:03																				
ZZZZZZ			21:07																				
ZZZZZZ			21:11																				
CCV 680-354940/117			21:15																				
CCB 680-354940/118			21:20																				
ZZZZZZ			21:24																				
ZZZZZZ			21:28																				
ZZZZZZ			21:33																				
ZZZZZZ			21:37																				
ZZZZZZ			21:41																				
ZZZZZZ			21:45																				
ZZZZZZ			21:50																				
ZZZZZZ			21:54																				

13-IN
ANALYSIS RUN LOG
METALS

Lab Name: TestAmerica Savannah Job No.: 680-106409-1

SDG No.: SALF05

Instrument ID: ICPE Method: 6010C

Start Date: 10/22/2014 12:57 End Date: 10/23/2014 06:26

Lab Sample ID	D / F	Type	Time	Analytes																			
				Cu	Pb																		
ZZZZZZ			21:58																				
ZZZZZZ			22:03																				
CCV 680-354940/129			22:07																				
CCB 680-354940/130			22:11																				
ZZZZZZ			22:15																				
ZZZZZZ			22:20																				
ZZZZZZ			22:24																				
ZZZZZZ			22:28																				
ZZZZZZ			22:33																				
ZZZZZZ			22:37																				
ZZZZZZ			22:41																				
ZZZZZZ			22:45																				
ZZZZZZ			22:50																				
ZZZZZZ			22:54																				
CCV 680-354940/141			22:58																				
CCB 680-354940/142			23:03																				
ZZZZZZ			23:07																				
ZZZZZZ			23:11																				
ZZZZZZ			23:15																				
ZZZZZZ			23:20																				
ZZZZZZ			23:24																				
ZZZZZZ			23:28																				
ZZZZZZ			23:33																				
ZZZZZZ			23:37																				
ZZZZZZ			23:41																				
ZZZZZZ			23:45																				
CCV 680-354940/153			23:50																				
CCB 680-354940/154			23:54																				
ZZZZZZ			23:58																				
ZZZZZZ			00:03																				
ZZZZZZ			00:07																				
ZZZZZZ			00:11																				
ZZZZZZ			00:16																				
ZZZZZZ			00:20																				
ZZZZZZ			00:24																				
ZZZZZZ			00:28																				
ZZZZZZ			00:33																				
ZZZZZZ			00:37																				
CCV 680-354940/165			00:41																				
CCB 680-354940/166			00:46																				
ZZZZZZ			00:50																				
ZZZZZZ			00:54																				

13-IN
ANALYSIS RUN LOG
METALS

Lab Name: TestAmerica Savannah Job No.: 680-106409-1

SDG No.: SALF05

Instrument ID: ICPE Method: 6010C

Start Date: 10/22/2014 12:57 End Date: 10/23/2014 06:26

Lab Sample ID	D / F	Type	Time	Analytes																				
				Cu	Pb																			
ZZZZZZ			00:58																					
ZZZZZZ			01:03																					
ZZZZZZ			01:07																					
ZZZZZZ			01:11																					
ZZZZZZ			01:16																					
ZZZZZZ			01:20																					
ZZZZZZ			01:24																					
ZZZZZZ			01:29																					
CCV 680-354940/177			01:33																					
CCB 680-354940/178			01:37																					
ZZZZZZ			01:42																					
ZZZZZZ			01:46																					
ZZZZZZ			01:50																					
ZZZZZZ			01:54																					
ZZZZZZ			01:59																					
ZZZZZZ			02:03																					
ZZZZZZ			02:07																					
ZZZZZZ			02:12																					
ZZZZZZ			02:16																					
ZZZZZZ			02:20																					
CCV 680-354940/189	1		02:25	X	X																			
CCB 680-354940/190	1		02:29	X	X																			
ZZZZZZ			02:33																					
ZZZZZZ			02:37																					
ZZZZZZ			02:42																					
ZZZZZZ			02:46																					
ZZZZZZ			02:50																					
ZZZZZZ			02:55																					
ZZZZZZ			02:59																					
MB 680-354765/1-A	1	T	03:03	X	X																			
LCS 680-354765/2-A	1	T	03:08	X	X																			
680-106409-1	1	T	03:12	X	X																			
CCV 680-354940/201	1		03:16	X	X																			
CCB 680-354940/202	1		03:21	X	X																			
680-106409-2	1	T	03:25	X	X																			
680-106409-3	1	T	03:29	X	X																			
680-106409-4	1	T	03:34	X	X																			
680-106409-5	1	T	03:38	X	X																			
680-106409-5 SD	5	T	03:42	X	X																			
680-106409-5 PDS	1	T	03:47	X	X																			
680-106409-5 MS	1	T	03:51	X	X																			
680-106409-5 MSD	1	T	03:55	X	X																			

13-IN
ANALYSIS RUN LOG
METALS

Lab Name: TestAmerica Savannah Job No.: 680-106409-1

SDG No.: SALF05

Instrument ID: ICPE Method: 6010C

Start Date: 10/22/2014 12:57 End Date: 10/23/2014 06:26

Lab Sample ID	D / F	Type	Time	Analytes																				
				Cu	Pb																			
680-106409-6	1	T	03:59	X	X																			
680-106409-7	1	T	04:04	X	X																			
CCV 680-354940/213	1		04:08	X	X																			
CCB 680-354940/214	1		04:12	X	X																			
ZZZZZZ			04:17																					
ZZZZZZ			04:21																					
ZZZZZZ			04:25																					
ZZZZZZ			04:30																					
ZZZZZZ			04:34																					
ZZZZZZ			04:38																					
ZZZZZZ			04:43																					
ZZZZZZ			04:47																					
ZZZZZZ			04:51																					
ZZZZZZ			04:56																					
CCV 680-354940/225			05:00																					
CCB 680-354940/226			05:04																					
ZZZZZZ			05:09																					
ZZZZZZ			05:13																					
ZZZZZZ			05:17																					
ZZZZZZ			05:22																					
ZZZZZZ			05:26																					
ZZZZZZ			05:30																					
ZZZZZZ			05:35																					
ZZZZZZ			05:39																					
ZZZZZZ			05:43																					
ZZZZZZ			05:48																					
CCV 680-354940/237			05:52																					
CCB 680-354940/238			05:56																					
ZZZZZZ			06:01																					
ZZZZZZ			06:05																					
ZZZZZZ			06:09																					
ZZZZZZ			06:14																					
CRI 680-354940/243	1		06:18	X	X																			
CCV 680-354940/244			06:22																					
CCB 680-354940/245			06:26																					

Prep Types

T = Total/NA

Blank (Blk) **10/22/2014, 12:57:14 PM** **Rack S, Tube 1**

Label	Replicates	Concentration	
Ag 328.068	-0.0224	-0.2208	0.2432
Al 308.215	0.5887	-0.1518	-0.4369
As 188.980	-0.5060	2.1233	-1.6173
B 249.678	-0.1010	0.1511	-0.0501
Ba 389.178	0.1608	0.3632	-0.5239
Be 313.042	0.0004	-0.0014	0.0009
Ca 370.602	-0.4343	-0.7635	1.198
Cd 226.502	0.0493	-0.0189	-0.0304
Co 228.615	0.0531	0.1088	-0.1619
Cr 267.716	-0.0576	0.0897	-0.0321
Cu 324.754	0.2198	-0.2485	0.0287
Fe 271.441	-2.9863	0.6528	2.3335
K 766.491	-0.1342	0.1040	0.0302
Mg 279.078	2.4479	-2.1680	-0.2799
Mn 257.610	-0.0040	-0.0127	0.0167
Mo 202.032	0.3103	0.1529	-0.4632
Na 330.237	124.480	34.3545	-158.835
Ni 231.604	0.5921	0.0973	-0.6894
Pb 220.353	-0.2044	0.5477	-0.3433
Sb 206.834	-0.0097	0.4398	-0.4301
Se 196.026	-3.6366	3.0392	0.5973
Sn 189.925	1.1641	-1.4506	0.2866
Sr 216.596	-0.2623	-0.0398	0.3021
Ti 334.941	0.0182	-0.0201	0.0020
Tl 190.794	0.9368	1.4921	-2.4289
V 292.401	0.2359	-0.2988	0.0629
Zn 206.200	0.5196	-1.0414	0.5218

Label	Sol'n Conc.	Units	SD(Int)	%RSD(Int)	Int. (c/s)
Ag 328.068	0.0000	ppb	19.912	78.7	-25.3110
Al 308.215	0.0000	ppb	3.642	0.7	502.310
As 188.980	0.0000	ppb	1.286	19.0	-6.7524
B 249.678	0.0000	ppb	2.226	4.8	46.6690
Ba 389.178	0.0000	ppb	10.407	14.8	-70.3433
Be 313.042	0.0000	ppb	2.240	0.8	-286.098
Ca 370.602	0.0000	ppb	2.875	16.5	17.47
Cd 226.502	0.0000	ppb	1.875	8.8	21.3641
Co 228.615	0.0000	ppb	1.645	34.1	4.8229
Cr 267.716	0.0000	ppb	4.348	13.7	31.8443
Cu 324.754	0.0000	ppb	17.375	7.4	235.763
Fe 271.441	0.0000	ppb	4.326	26.8	16.1615
K 766.491	0.0000	ppb	5.406	2.1	254.141
Mg 279.078	0.0000	ppb	6.329	26.8	23.5988
Mn 257.610	0.0000	ppb	2.815	6.2	45.4757
Mo 202.032	0.0000	ppb	2.796	43.8	6.3816
Na 330.237	0.0000	ppb	6.922	29.2	23.6666
Ni 231.604	0.0000	ppb	2.007	31.5	-6.3788
Pb 220.353	0.0000	ppb	0.760	10.5	7.2089
Sb 206.834	0.0000	ppb	0.636	10.5	-6.0645
Se 196.026	0.0000	ppb	1.501	77.2	1.9449
Sn 189.925	0.0000	ppb	1.007	18.2	-5.5437
Sr 216.596	0.0000	ppb	3.551	68.8	5.1612
Ti 334.941	0.0000	ppb	5.750	11.8	-48.7183

Label	Sol'n Conc.	Units	SD(Int)	%RSD(Int)	Int. (c/s)
Tl 190.794	0.0000	ppb	2.314	26.5	-8.7381
V 292.401	0.0000	ppb	6.984	37.9	-18.4437
Zn 206.200	0.0000	ppb	0.985	100.1	0.9843

HIGH STD (Std) **10/22/2014, 1:01:29 PM** **Rack S, Tube 2**

Label	Replicates Concentration		
Ag 328.068	998.021	995.866	1006.11
Al 308.215	10001.1	10011.8	9987.09
As 188.980	995.758	1007.53	996.713
B 249.678	996.507	1001.75	1001.74
Ba 389.178	10000.5	10013.7	9985.86
Be 313.042	999.494	1002.59	997.912
Ca 370.602	10002	10027	9972
Cd 226.502	1001.06	1002.99	995.948
Co 228.615	1002.77	1000.99	996.232
Cr 267.716	10000.8	10022.4	9976.76
Cu 324.754	10051.1	9985.35	9963.50
Fe 271.441	10010.6	10017.8	9971.69
K 766.491	20002.8	20040.6	19956.5
Mg 279.078	10014.4	10012.9	9972.68
Mn 257.610	10032.1	9998.10	9969.76
Mo 202.032	999.730	1000.52	999.749
Na 330.237	14968.9	14994.9	15036.2
Ni 231.604	5012.20	5003.34	4984.46
Pb 220.353	1002.84	999.814	997.350
Sb 206.834	2008.12	1988.54	2003.35
Se 196.026	9998.65	9998.44	10002.9
Sn 189.925	10030.3	10026.1	9943.59
Sr 216.596	5007.60	5010.04	4982.36
Ti 334.941	999.943	1001.83	998.228
Tl 190.794	10009.8	10014.7	9975.48
V 292.401	10008.4	10019.2	9972.42
Zn 206.200	5011.14	5001.26	4987.60

Label	Sol'n Conc.	Units	SD(Int)	%RSD(Int)	Int. (c/s)
Ag 328.068	1000.00	ppb	462.091	0.5	85499.2
Al 308.215	10000.0	ppb	85.286	0.1	69305.5
As 188.980	1000.00	ppb	4.376	0.7	662.539
B 249.678	1000.00	ppb	50.531	0.3	16749.5
Ba 389.178	10000.0	ppb	311.203	0.1	223798
Be 313.042	1000.00	ppb	4358.579	0.2	1829661
Ca 370.602	10000	ppb	75.652	0.3	27392
Cd 226.502	1000.00	ppb	158.309	0.4	43531.3
Co 228.615	1000.00	ppb	38.912	0.3	11510.0
Cr 267.716	10000.0	ppb	1261.590	0.2	552578
Cu 324.754	10000.0	ppb	3366.300	0.5	738106
Fe 271.441	10000.0	ppb	39.413	0.2	15923.1
K 766.491	20000.0	ppb	1867.603	0.2	886737
Mg 279.078	10000.0	ppb	64.567	0.2	27297.5
Mn 257.610	10000.0	ppb	5826.757	0.3	1865597
Mo 202.032	1000.00	ppb	3.089	0.0	6845.37
Na 330.237	15000.0	ppb	1.623	0.2	740.988
Ni 231.604	5000.00	ppb	44.004	0.3	15520.7

Label	Sol'n Conc.	Units	SD(Int)	%RSD(Int)	Int. (c/s)
Pb 220.353	1000.00	ppb	4.356	0.3	1592.66
Sb 206.834	2000.00	ppb	14.930	0.5	2918.28
Se 196.026	10000.0	ppb	1.121	0.0	4446.00
Sn 189.925	10000.0	ppb	36.996	0.5	7560.85
Sr 216.596	5000.00	ppb	191.386	0.3	62451.4
Ti 334.941	1000.00	ppb	538.481	0.2	298953
Tl 190.794	10000.0	ppb	23.315	0.2	10896.9
V 292.401	10000.0	ppb	627.042	0.2	255953
Zn 206.200	5000.00	ppb	12.915	0.2	5464.55

Ag 328.068 Calibration (ppb) **10/22/2014, 1:01:29 PM** **Correlation Coefficient: 1.000000**

Label	Flags	Int. (c/s)	Std Conc.	Calc Conc.	Error	%Error
Blank		-25.3110	0.0000	0.0000	-	-
HIGH STD		85499.2	1000.00	1000.00	0.0000	0.0

Curve Type: Linear Equation: y = 85.5 x + -25.3

Al 308.215 Calibration (ppb) **10/22/2014, 1:01:29 PM** **Correlation Coefficient: 1.000000**

Label	Flags	Int. (c/s)	Std Conc.	Calc Conc.	Error	%Error
Blank		502.310	0.0000	0.0000	-	-
HIGH STD		69305.5	10000.0	10000.0	0.0000	0.0

Curve Type: Linear Equation: y = 6.9 x + 502.3

As 188.980 Calibration (ppb) **10/22/2014, 1:01:29 PM** **Correlation Coefficient: 1.000000**

Label	Flags	Int. (c/s)	Std Conc.	Calc Conc.	Error	%Error
Blank		-6.7524	0.0000	0.0000	-	-
HIGH STD		662.539	1000.00	1000.00	0.0000	0.0

Curve Type: Linear Equation: y = 0.7 x + -6.8

B 249.678 Calibration (ppb) **10/22/2014, 1:01:29 PM** **Correlation Coefficient: 1.000000**

Label	Flags	Int. (c/s)	Std Conc.	Calc Conc.	Error	%Error
Blank		46.6690	0.0000	0.0000	-	-
HIGH STD		16749.5	1000.00	1000.00	0.0000	0.0

Curve Type: Linear Equation: y = 16.7 x + 46.7

Ba 389.178 Calibration (ppb) **10/22/2014, 1:01:29 PM** **Correlation Coefficient: 1.000000**

Label	Flags	Int. (c/s)	Std Conc.	Calc Conc.	Error	%Error
Blank		-70.3433	0.0000	0.0000	-	-
HIGH STD		223798	10000.0	10000.00	-0.0010	0.0

Curve Type: Linear Equation: y = 22.4 x + -70.3

Be 313.042 Calibration (ppb) **10/22/2014, 1:01:29 PM** **Correlation Coefficient: 1.000000**

Label	Flags	Int. (c/s)	Std Conc.	Calc Conc.	Error	%Error
Blank		-286.098	0.0000	0.0000	-	-
HIGH STD		1829661	1000.00	1000.00	0.0000	0.0

Curve Type: Linear Equation: y = 1829.9 x + -286.1

Ca 370.602 Calibration (ppb) **10/22/2014, 1:01:29 PM** **Correlation Coefficient: 1.000000**

Label	Flags	Int. (c/s)	Std Conc.	Calc Conc.	Error	%Error
Blank		17.47	0.0000	0.0000	-	-
HIGH STD		27392	10000	10000	0.0000	0.0

Curve Type: Linear Equation: y = 2.7 x + 17.5

Cd 226.502 Calibration (ppb) **10/22/2014, 1:01:29 PM** **Correlation Coefficient: 1.000000**

Label	Flags	Int. (c/s)	Std Conc.	Calc Conc.	Error	%Error
Blank		21.3641	0.0000	0.0000	-	-
HIGH STD		43531.3	1000.00	1000.00	0.0000	0.0

Curve Type: Linear Equation: y = 43.5 x + 21.4

Co 228.615 Calibration (ppb) **10/22/2014, 1:01:29 PM** **Correlation Coefficient: 1.000000**

Label	Flags	Int. (c/s)	Std Conc.	Calc Conc.	Error	%Error
Blank		4.8229	0.0000	0.0000	-	-
HIGH STD		11510.0	1000.00	1000.000	-0.0001	0.0

Curve Type: Linear Equation: y = 11.5 x + 4.8

Cr 267.716 Calibration (ppb) **10/22/2014, 1:01:29 PM** **Correlation Coefficient: 1.000000**

Label	Flags	Int. (c/s)	Std Conc.	Calc Conc.	Error	%Error
Blank		31.8443	0.0000	0.0000	-	-
HIGH STD		552578	10000.0	10000.0	0.0000	0.0

Curve Type: Linear Equation: y = 55.3 x + 31.8

Cu 324.754 Calibration (ppb) **10/22/2014, 1:01:29 PM** **Correlation Coefficient: 1.000000**

Label	Flags	Int. (c/s)	Std Conc.	Calc Conc.	Error	%Error
Blank		235.763	0.0000	0.0000	-	-
HIGH STD		738106	10000.0	10000.0	0.0000	0.0

Curve Type: Linear Equation: y = 73.8 x + 235.8

Fe 271.441 Calibration (ppb) **10/22/2014, 1:01:29 PM** **Correlation Coefficient: 1.000000**

Label	Flags	Int. (c/s)	Std Conc.	Calc Conc.	Error	%Error
Blank		16.1615	0.0000	0.0000	-	-
HIGH STD		15923.1	10000.0	10000.00	-0.0010	0.0

Curve Type: Linear Equation: y = 1.6 x + 16.2

K 766.491 Calibration (ppb) 10/22/2014, 1:01:29 PM Correlation Coefficient: 1.000000

Label	Flags	Int. (c/s)	Std Conc.	Calc Conc.	Error	%Error
Blank		254.141	0.0000	0.0000	-	-
HIGH STD		886737	20000.0	20000.0	0.0000	0.0

Curve Type: Linear Equation: y = 44.3 x + 254.1

Mg 279.078 Calibration (ppb) 10/22/2014, 1:01:29 PM Correlation Coefficient: 1.000000

Label	Flags	Int. (c/s)	Std Conc.	Calc Conc.	Error	%Error
Blank		23.5988	0.0000	0.0000	-	-
HIGH STD		27297.5	10000.0	10000.0	0.0000	0.0

Curve Type: Linear Equation: y = 2.7 x + 23.6

Mn 257.610 Calibration (ppb) 10/22/2014, 1:01:29 PM Correlation Coefficient: 1.000000

Label	Flags	Int. (c/s)	Std Conc.	Calc Conc.	Error	%Error
Blank		45.4757	0.0000	0.0000	-	-
HIGH STD		1865597	10000.0	10000.0	0.0000	0.0

Curve Type: Linear Equation: y = 186.6 x + 45.5

Mo 202.032 Calibration (ppb) 10/22/2014, 1:01:29 PM Correlation Coefficient: 1.000000

Label	Flags	Int. (c/s)	Std Conc.	Calc Conc.	Error	%Error
Blank		6.3816	0.0000	0.0000	-	-
HIGH STD		6845.37	1000.00	1000.00	0.0000	0.0

Curve Type: Linear Equation: y = 6.8 x + 6.4

Na 330.237 Calibration (ppb) 10/22/2014, 1:01:29 PM Correlation Coefficient: 1.000000

Label	Flags	Int. (c/s)	Std Conc.	Calc Conc.	Error	%Error
Blank		23.6666	0.0000	0.0000	-	-
HIGH STD		740.988	15000.0	15000.0	0.0000	0.0

Curve Type: Linear Equation: y = 0.0 x + 23.7

Ni 231.604 Calibration (ppb) 10/22/2014, 1:01:29 PM Correlation Coefficient: 1.000000

Label	Flags	Int. (c/s)	Std Conc.	Calc Conc.	Error	%Error
Blank		-6.3788	0.0000	0.0000	-	-
HIGH STD		15520.7	5000.00	5000.00	0.0000	0.0

Curve Type: Linear Equation: y = 3.1 x + -6.4

Pb 220.353 Calibration (ppb) **10/22/2014, 1:01:29 PM** **Correlation Coefficient: 1.000000**

Label	Flags	Int. (c/s)	Std Conc.	Calc Conc.	Error	%Error
Blank		7.2089	0.0000	0.0000	-	-
HIGH STD		1592.66	1000.00	1000.000	-0.0002	0.0

Curve Type: Linear Equation: y = 1.6 x + 7.2

Sb 206.834 Calibration (ppb) **10/22/2014, 1:01:29 PM** **Correlation Coefficient: 1.000000**

Label	Flags	Int. (c/s)	Std Conc.	Calc Conc.	Error	%Error
Blank		-6.0645	0.0000	0.0000	-	-
HIGH STD		2918.28	2000.00	2000.00	0.0001	0.0

Curve Type: Linear Equation: y = 1.5 x + -6.1

Se 196.026 Calibration (ppb) **10/22/2014, 1:01:29 PM** **Correlation Coefficient: 1.000000**

Label	Flags	Int. (c/s)	Std Conc.	Calc Conc.	Error	%Error
Blank		1.9449	0.0000	0.0000	-	-
HIGH STD		4446.00	10000.0	10000.0	0.0000	0.0

Curve Type: Linear Equation: y = 0.4 x + 1.9

Sn 189.925 Calibration (ppb) **10/22/2014, 1:01:29 PM** **Correlation Coefficient: 1.000000**

Label	Flags	Int. (c/s)	Std Conc.	Calc Conc.	Error	%Error
Blank		-5.5437	0.0000	0.0000	-	-
HIGH STD		7560.85	10000.0	10000.00	-0.0010	0.0

Curve Type: Linear Equation: y = 0.8 x + -5.5

Sr 216.596 Calibration (ppb) **10/22/2014, 1:01:29 PM** **Correlation Coefficient: 1.000000**

Label	Flags	Int. (c/s)	Std Conc.	Calc Conc.	Error	%Error
Blank		5.1612	0.0000	0.0000	-	-
HIGH STD		62451.4	5000.00	5000.00	0.0000	0.0

Curve Type: Linear Equation: y = 12.5 x + 5.2

Ti 334.941 Calibration (ppb) **10/22/2014, 1:01:29 PM** **Correlation Coefficient: 1.000000**

Label	Flags	Int. (c/s)	Std Conc.	Calc Conc.	Error	%Error
Blank		-48.7183	0.0000	0.0000	-	-
HIGH STD		298953	1000.00	1000.00	0.0000	0.0

Curve Type: Linear Equation: y = 299.0 x + -48.7

Tl 190.794 Calibration (ppb) **10/22/2014, 1:01:29 PM** **Correlation Coefficient: 1.000000**

Label	Flags	Int. (c/s)	Std Conc.	Calc Conc.	Error	%Error
Blank		-8.7381	0.0000	0.0000	-	-
HIGH STD		10896.9	10000.0	10000.0	0.0000	0.0

Curve Type: Linear Equation: y = 1.1 x + -8.7

V 292.401 Calibration (ppb) **10/22/2014, 1:01:29 PM** **Correlation Coefficient: 1.000000**

Label	Flags	Int. (c/s)	Std Conc.	Calc Conc.	Error	%Error
Blank		-18.4437	0.0000	0.0000	-	-
HIGH STD		255953	10000.0	10000.0	0.0000	0.0

Curve Type: Linear Equation: y = 25.6 x + -18.4

Zn 206.200 Calibration (ppb) **10/22/2014, 1:01:29 PM** **Correlation Coefficient: 1.000000**

Label	Flags	Int. (c/s)	Std Conc.	Calc Conc.	Error	%Error
Blank		0.9843	0.0000	0.0000	-	-
HIGH STD		5464.55	5000.00	5000.00	0.0005	0.0

Curve Type: Linear Equation: y = 1.1 x + 1.0

Lab Control Sample (LCS) **10/22/2014, 1:05:44 PM** **Rack S, Tube 2**

Weight: 1 **Volume: 1** **Dilution: 1**

Label	Replicates	Concentration		
Ag 328.068	1000.01	989.534	1011.79	
Al 308.215	10007.8	9976.88	9992.75	
As 188.980	1010.43	998.254	1004.09	
B 249.678	1014.92	1017.34	1021.97	
Ba 389.178	10000.7	9946.64	9963.73	
Be 313.042	1003.04	994.789	1000.60	
Ca 370.602	10088	10031	10073	
Cd 226.502	1006.65	1000.63	1002.24	
Co 228.615	1006.91	1000.84	1002.53	
Cr 267.716	10008.5	9957.77	9979.06	
Cu 324.754	9923.76	9850.27	10039.9	
Fe 271.441	10010.4	9964.47	9975.28	
K 766.491	19983.7	19923.6	19989.0	
Mg 279.078	10006.7	9965.92	9989.02	
Mn 257.610	10036.7	9978.23	9987.65	
Mo 202.032	1004.48	999.001	1006.83	
Na 330.237	15534.1	15332.8	15364.6	
Ni 231.604	5027.48	4998.60	5010.59	
Pb 220.353	1010.99	1002.47	1006.40	
Sb 206.834	2023.29	2017.04	2008.69	
Se 196.026	10064.1	10041.3	10063.0	
Sn 189.925	10104.2	10041.7	10078.4	
Sr 216.596	5023.49	4993.51	5003.62	
Ti 334.941	997.871	993.791	996.525	
Tl 190.794	10007.6	10004.5	10033.2	
V 292.401	9994.58	9961.17	9983.59	
Zn 206.200	5045.02	5019.29	5003.60	

Label	Sol'n Conc.	Units	SD	%RSD	Int. (c/s)	QC Value
Ag 328.068	1000.44	ppb	11.1322	1.1	85440.2	100.04428
Al 308.215	9992.46	ppb	15.4406	0.2	70339.0	99.92462

Label	Sol'n Conc.	Units	SD	%RSD	Int. (c/s)	QC Value
As 188.980	1004.26	ppb	6.0893	0.6	665.140	100.42574
B 249.678	1018.08	ppb	3.5846	0.4	17058.2	20.36155*
Ba 389.178	9970.36	ppb	27.6292	0.3	223180	99.70355
Be 313.042	999.475	ppb	4.2388	0.4	1829091	99.94752
Ca 370.602	10064	ppb	29.56	0.3	28198	100.63902
Cd 226.502	1003.17	ppb	3.1159	0.3	43707.9	100.31706
Co 228.615	1003.43	ppb	3.1319	0.3	11559.7	100.34288
Cr 267.716	9981.77	ppb	25.4538	0.3	551506	99.81767
Cu 324.754	9937.97	ppb	95.5944	1.0	733427	99.37967
Fe 271.441	9983.40	ppb	24.0386	0.2	16121.9	99.83401
K 766.491	19965.4	ppb	36.3579	0.2	885205	99.82712
Mg 279.078	9987.20	ppb	20.4398	0.2	27051.7	99.87204
Mn 257.610	10000.9	ppb	31.3993	0.3	1865850	100.00865
Mo 202.032	1003.44	ppb	4.0181	0.4	6857.48	100.34367
Na 330.237	15410.5	ppb	108.233	0.7	632.293	102.73669
Ni 231.604	5012.22	ppb	14.5080	0.3	15557.1	100.24445
Pb 220.353	1006.62	ppb	4.2652	0.4	1611.77	100.66187
Sb 206.834	2016.34	ppb	7.3224	0.4	3045.42	100.81704
Se 196.026	10056.1	ppb	12.8798	0.1	4473.25	100.56120
Sn 189.925	10074.8	ppb	31.4207	0.3	7617.41	100.74752
Sr 216.596	5006.87	ppb	15.2500	0.3	62398.8	100.13745
Ti 334.941	996.062	ppb	2.0792	0.2	297795	99.60625
Tl 190.794	10015.1	ppb	15.7302	0.2	10933.1	100.15102
V 292.401	9979.78	ppb	17.0305	0.2	254877	99.79781
Zn 206.200	5022.64	ppb	20.9170	0.4	5457.60	100.45271

Initial Calib Verif (ICV) **10/22/2014, 1:09:59 PM** **Rack S, Tube 3**

Weight: 1 **Volume: 1** **Dilution: 1**

Label	Replicates Concentration		
Ag 328.068	1020.34	999.890	1008.90
Al 308.215	991.899	983.660	980.714
As 188.980	998.193	994.664	997.189
B 249.678	1010.68	1009.13	1006.68
Ba 389.178	1026.77	1021.04	1015.76
Be 313.042	1013.49	1010.66	1001.41
Ca 370.602	994.0	977.8	969.7
Cd 226.502	1006.52	1001.65	997.332
Co 228.615	1041.61	1037.65	1027.12
Cr 267.716	1011.28	1004.87	998.936
Cu 324.754	1041.62	1030.52	1022.82
Fe 271.441	1006.58	995.410	985.147
K 766.491	10194.1	10136.4	10064.3
Mg 279.078	989.965	980.794	979.448
Mn 257.610	1046.32	1036.20	1030.13
Mo 202.032	1026.34	1021.52	1015.23
Na 330.237	9646.66	9775.37	9572.41
Ni 231.604	1016.89	1008.70	1007.94
Pb 220.353	1015.66	1007.03	1003.12
Sb 206.834	1013.05	1000.40	995.216
Se 196.026	988.726	979.474	983.909
Sn 189.925	4972.17	4952.54	4936.84
Sr 216.596	5076.87	5043.94	5027.67
Ti 334.941	982.553	975.844	970.115

Label	Replicates Concentration		
Tl 190.794	996.548	986.762	982.682
V 292.401	1043.38	1035.46	1028.20
Zn 206.200	1002.49	1000.19	1010.90

Label	Sol'n Conc.	Units	SD	%RSD	Int. (c/s)	QC Value
Ag 328.068	1009.71	ppb	10.2514	1.0	86164.3	100.97117
Al 308.215	985.424	ppb	5.7979	0.6	7442.66	98.54243
As 188.980	996.682	ppb	1.8183	0.2	660.028	99.66822
B 249.678	1008.83	ppb	2.0160	0.2	16909.2	100.88309
Ba 389.178	1021.19	ppb	5.5065	0.5	22800.0	102.11890
Be 313.042	1008.52	ppb	6.3191	0.6	1845151	100.85185
Ca 370.602	980.5	ppb	12.39	1.3	3137	98.04846
Cd 226.502	1001.83	ppb	4.5976	0.5	43615.2	100.18346
Co 228.615	1035.46	ppb	7.4878	0.7	11909.5	103.54614
Cr 267.716	1005.03	ppb	6.1743	0.6	55549.9	100.50291
Cu 324.754	1031.66	ppb	9.4538	0.9	76385.3	103.16554
Fe 271.441	995.714	ppb	10.7220	1.1	1738.41	99.57141
K 766.491	10131.6	ppb	65.0383	0.6	449330	101.31626
Mg 279.078	983.403	ppb	5.7233	0.6	2683.81	98.34026
Mn 257.610	1037.55	ppb	8.1773	0.8	193615	103.75482
Mo 202.032	1021.03	ppb	5.5729	0.5	6988.01	102.10284
Na 330.237	9664.81	ppb	102.687	1.1	458.727	96.64812
Ni 231.604	1011.18	ppb	4.9621	0.5	3131.27	101.11752
Pb 220.353	1008.60	ppb	6.4167	0.6	1605.16	100.86010
Sb 206.834	1002.89	ppb	9.1733	0.9	1456.36	100.28896
Se 196.026	984.036	ppb	4.6271	0.5	439.496	98.40365
Sn 189.925	4953.85	ppb	17.6995	0.4	3742.74	99.07700
Sr 216.596	5049.49	ppb	25.0645	0.5	63029.7	100.98981
Ti 334.941	976.171	ppb	6.2257	0.6	291830	97.61709
Tl 190.794	988.664	ppb	7.1258	0.7	1071.23	98.86640
V 292.401	1035.68	ppb	7.5917	0.7	26304.0	103.56803
Zn 206.200	1004.53	ppb	5.6410	0.6	1095.45	100.45257

Initial Calib Blank (ICB) **10/22/2014, 1:14:14 PM** **Rack S, Tube 1**
Weight: 1 **Volume: 1** **Dilution: 1**

Label	Replicates Concentration		
Ag 328.068	0.1991	0.2429	0.4616
Al 308.215	0.3234	1.3380	0.8625
As 188.980	-4.8338u	0.1057	0.4488
B 249.678	22.5340	20.2841	18.2938
Ba 389.178	0.1748	0.0256	-0.4574u
Be 313.042	0.0623	0.0659	0.0735
Ca 370.602	1.959	2.800	0.5900
Cd 226.502	0.3321	0.0413	0.1537
Co 228.615	0.2623	0.5241	0.7434
Cr 267.716	-0.0083u	0.1942	0.4075
Cu 324.754	0.2246	0.3526	0.2902
Fe 271.441	-2.1324u	-1.9434u	-2.5473u
K 766.491	1.4714	1.9674	1.4195
Mg 279.078	1.2595	1.5072	0.0378
Mn 257.610	0.2368	0.2971	0.2898
Mo 202.032	2.2972	1.6493	1.6958
Na 330.237	9.7985	150.894	125.614

Label	Replicates Concentration		
Ni 231.604	1.4065	0.5291	0.9878
Pb 220.353	2.2636	0.8038	0.3101
Sb 206.834	3.4334	1.6441	1.5363
Se 196.026	5.9654	-1.0199u	5.5344
Sn 189.925	1.0268	1.6871	1.9579
Sr 216.596	0.6797	0.9288	0.6315
Ti 334.941	0.2589	0.2489	0.1952
Tl 190.794	3.4706	6.4480	2.9376
V 292.401	0.6053	0.3912	0.3467
Zn 206.200	0.6674	1.8349	1.5924

Label	Sol'n Conc.	Units	SD	%RSD	Int. (c/s)	QC Value
Ag 328.068	0.3012	ppb	0.1406	46.7	0.4301	0.30122
Al 308.215	0.8413	ppb	0.5077	60.3	508.251	0.84130
As 188.980	-1.4264	ppb	2.9559	207.2	-7.7076	-1.42643
B 249.678	20.3706	ppb	2.1214	10.4	386.944	20.37062
Ba 389.178	-0.0857	ppb	0.3305	385.8	-72.2516	-0.08566
Be 313.042	0.0673	ppb	0.0057	8.5	-163.258	0.06727
Ca 370.602	1.783	ppb	1.115	62.6	22.48	1.78271
Cd 226.502	0.1757	ppb	0.1466	83.5	29.0010	0.17570
Co 228.615	0.5099	ppb	0.2409	47.2	10.6418	0.50990
Cr 267.716	0.1978	ppb	0.2079	105.1	42.7670	0.19780
Cu 324.754	0.2891	ppb	0.0640	22.1	257.165	0.28913
Fe 271.441	-2.2077	ppb	0.3089	14.0	12.6753	-2.20773
K 766.491	1.6195	ppb	0.3024	18.7	325.921	1.61945
Mg 279.078	0.9348	ppb	0.7866	84.1	26.1420	0.93482
Mn 257.610	0.2746	ppb	0.0329	12.0	96.6939	0.27456
Mo 202.032	1.8808	ppb	0.3614	19.2	19.2438	1.88077
Na 330.237	95.4354	ppb	75.2333	78.8	28.2109	95.43542
Ni 231.604	0.9745	ppb	0.4388	45.0	-3.3533	0.97448
Pb 220.353	1.1258	ppb	1.0158	90.2	8.9912	1.12583
Sb 206.834	2.2046	ppb	1.0655	48.3	-2.8718	2.20458
Se 196.026	3.4933	ppb	3.9145	112.1	3.4974	3.49332
Sn 189.925	1.5573	ppb	0.4789	30.8	-4.3654	1.55729
Sr 216.596	0.7467	ppb	0.1596	21.4	14.4331	0.74666
Ti 334.941	0.2343	ppb	0.0343	14.6	21.3485	0.23432
Tl 190.794	4.2854	ppb	1.8917	44.1	-4.0693	4.28540
V 292.401	0.4477	ppb	0.1382	30.9	-7.2834	0.44772
Zn 206.200	1.3649	ppb	0.6161	45.1	2.4752	1.36492

CRI (CRI) **10/22/2014, 1:18:29 PM** **Rack S, Tube 4**

Weight: 1 **Volume: 1** **Dilution: 1**

Label	Replicates Concentration		
Ag 328.068	11.3368	11.0128	11.1519
Al 308.215	207.840	209.920	210.031
As 188.980	22.2693	20.5666	21.0797
B 249.678	111.896	112.487	112.574
Ba 389.178	10.2152	10.5965	10.5818
Be 313.042	4.2938	4.3261	4.2953
Ca 370.602	520.8	525.0	522.8
Cd 226.502	5.3191	5.3422	5.4379
Co 228.615	10.6574	10.8370	11.0996
Cr 267.716	10.7689	10.8067	10.5605

Label	Replicates	Concentration	
Cu 324.754	21.9614	22.1909	22.5850
Fe 271.441	55.9726	53.4212	56.6743
K 766.491	1104.31	1116.24	1109.52
Mg 279.078	522.139	523.924	523.501
Mn 257.610	11.2278	11.1787	11.2443
Mo 202.032	11.2133	11.3153	10.6180
Na 330.237	892.446	1289.21	861.773
Ni 231.604	42.0267	42.6630	43.3624
Pb 220.353	11.9813	10.3485	13.1674
Sb 206.834	20.4469	21.5412	20.1256
Se 196.026	19.9299	22.6787	28.8644
Sn 189.925	53.5978	51.6540	54.6499
Sr 216.596	11.2320	10.6234	10.9126
Ti 334.941	10.6193	10.6645	10.5542
Tl 190.794	27.2499	30.6467	29.3208
V 292.401	10.5667	10.8220	10.5581
Zn 206.200	18.1473	22.3684	22.9965

Label	Sol'n Conc.	Units	SD	%RSD	Int. (c/s)	QC Value
Ag 328.068	11.1672	ppb	0.1625	1.5	929.447	111.67159
Al 308.215	209.264	ppb	1.2346	0.6	1943.87	104.63189
As 188.980	21.3052	ppb	0.8734	4.1	7.5057	106.52604
B 249.678	112.319	ppb	0.3690	0.3	1922.92	112.31895
Ba 389.178	10.4645	ppb	0.2160	2.1	164.764	104.64480
Be 313.042	4.3051	ppb	0.0182	0.4	7590.91	107.62726
Ca 370.602	522.9	ppb	2.092	0.4	1453	104.57987
Cd 226.502	5.3664	ppb	0.0630	1.2	255.074	107.32806
Co 228.615	10.8647	ppb	0.2224	2.0	129.735	108.64655
Cr 267.716	10.7120	ppb	0.1326	1.2	623.685	107.12010
Cu 324.754	22.2458	ppb	0.3154	1.4	1877.53	111.22890
Fe 271.441	55.3560	ppb	1.7119	3.1	105.631	110.71210
K 766.491	1110.02	ppb	5.9813	0.5	49455.0	111.00246
Mg 279.078	523.188	ppb	0.9327	0.2	1450.22	104.63761
Mn 257.610	11.2170	ppb	0.0341	0.3	2141.66	112.16950
Mo 202.032	11.0489	ppb	0.3766	3.4	81.9304	110.48852
Na 330.237	1014.47	ppb	238.418	23.5	71.5969	101.44749
Ni 231.604	42.6840	ppb	0.6681	1.6	126.152	106.71008
Pb 220.353	11.8324	ppb	1.4153	12.0	25.9565	118.32375
Sb 206.834	20.7046	ppb	0.7421	3.6	24.1560	103.52284
Se 196.026	23.8244	ppb	4.5761	19.2	12.5355	119.12177
Sn 189.925	53.3006	ppb	1.5199	2.9	34.7859	106.60113
Sr 216.596	10.9227	ppb	0.3044	2.8	140.502	109.22681
Ti 334.941	10.6127	ppb	0.0555	0.5	3125.37	106.12656
Tl 190.794	29.0725	ppb	1.7119	5.9	22.9773	116.28991
V 292.401	10.6489	ppb	0.1499	1.4	252.123	106.48948
Zn 206.200	21.1707	ppb	2.6371	12.5	24.0818	105.85368

CRI (CRI) **10/22/2014, 1:25:00 PM** **Rack S, Tube 4**
Weight: 1 **Volume: 1** **Dilution: 1**

Label	Replicates	Concentration	
Ag 328.068	5.3382	5.7000	5.6868
Al 308.215	103.581	102.064	104.692
As 188.980	5.0931	11.9991	8.6451

Label	Replicates Concentration		
B 249.678	55.7948	55.5701	55.4643
Ba 389.178	5.5630	4.9011	5.1897
Be 313.042	2.0829	2.0670	2.0702
Ca 370.602	255.5	261.0	262.8
Cd 226.502	2.7129	2.5969	2.6432
Co 228.615	5.6897	5.3755	5.3702
Cr 267.716	5.2082	5.1625	5.2175
Cu 324.754	10.7046	10.9649	11.1254
Fe 271.441	22.9500	28.3543	23.5271
K 766.491	548.601	548.214	548.803
Mg 279.078	259.563	253.534	256.712
Mn 257.610	5.5228	5.5006	5.5061
Mo 202.032	5.3025	5.3751	5.2217
Na 330.237	555.892	526.184	596.347
Ni 231.604	20.6500	21.5388	21.3011
Pb 220.353	6.5580	7.3687	3.2565
Sb 206.834	7.9587	12.6216	14.3542
Se 196.026	1.6110	3.8313	14.0604
Sn 189.925	24.8189	28.9829	24.5229
Sr 216.596	5.3558	4.9817	5.1802
Ti 334.941	5.2221	5.1890	5.2444
Tl 190.794	16.2381	15.7624	12.9566
V 292.401	5.0695	5.3407	5.2890
Zn 206.200	10.4582	10.5408	12.1309

Label	Sol'n Conc.	Units	SD	%RSD	Int. (c/s)	QC Value
Ag 328.068	5.5750	ppb	0.2052	3.7	451.344	55.75005R
Al 308.215	103.446	ppb	1.3193	1.3	1214.91	51.72293R
As 188.980	8.5791	ppb	3.4535	40.3	-1.0110	42.89562R
B 249.678	55.6097	ppb	0.1688	0.3	975.612	55.60972R
Ba 389.178	5.2179	ppb	0.3318	6.4	46.8813	52.17920R
Be 313.042	2.0734	ppb	0.0084	0.4	3507.53	51.83380R
Ca 370.602	259.7	ppb	3.809	1.5	730.5	51.94656R
Cd 226.502	2.6510	ppb	0.0584	2.2	136.819	53.02017R
Co 228.615	5.4784	ppb	0.1830	3.3	67.8161	54.78439R
Cr 267.716	5.1961	ppb	0.0294	0.6	318.926	51.96051R
Cu 324.754	10.9316	ppb	0.2124	1.9	1042.52	54.65808R
Fe 271.441	24.9438	ppb	2.9676	11.9	56.5537	49.88757R
K 766.491	548.539	ppb	0.2993	0.1	24567.7	54.85391R
Mg 279.078	256.603	ppb	3.0156	1.2	723.302	51.32058R
Mn 257.610	5.5098	ppb	0.0115	0.2	1075.13	55.09824R
Mo 202.032	5.2998	ppb	0.0767	1.4	42.6197	52.99780R
Na 330.237	559.474	ppb	35.2187	6.3	50.1295	55.94745R
Ni 231.604	21.1633	ppb	0.4601	2.2	59.3313	52.90827R
Pb 220.353	5.7277	ppb	2.1782	38.0	16.2843	57.27741R
Sb 206.834	11.6448	ppb	3.3078	28.4	10.9395	58.22415R
Se 196.026	6.5009	ppb	6.6402	102.1	4.8354	32.50442R
Sn 189.925	26.1082	ppb	2.4939	9.6	14.2110	52.21649R
Sr 216.596	5.1726	ppb	0.1872	3.6	69.2291	51.72565R
Ti 334.941	5.2185	ppb	0.0279	0.5	1512.05	52.18481R
Tl 190.794	14.9857	ppb	1.7733	11.8	7.6110	59.94293R
V 292.401	5.2330	ppb	0.1440	2.8	114.558	52.33044R
Zn 206.200	11.0433	ppb	0.9428	8.5	13.0340	55.21651R

Interf Check A (ICSA) **10/22/2014, 1:29:16 PM** **Rack S, Tube 5**

Weight: 1 **Volume: 1** **Dilution: 1**

Label	Replicates Concentration		
Ag 328.068	0.7115	0.4256u	0.1162u
Al 308.215	523628	523786	522158
As 188.980	3.5295	-7.4108u	-14.8067u
B 249.678	4.7308u	4.2840u	4.5566u
Ba 389.178	0.8384	3.1554	1.7344
Be 313.042	-0.1450u	-0.1442u	-0.1534u
Ca 370.602	492938	490912	488702
Cd 226.502	4.6350	4.7894	4.9891
Co 228.615	0.8100	-0.4105	-0.6235
Cr 267.716	0.3187	0.1588	0.2665
Cu 324.754	1.4322	1.7697	1.6691
Fe 271.441	185456	185321	185217
K 766.491	3.6627	4.3163	5.0289
Mg 279.078	505715	504310	503187
Mn 257.610	2.9308	2.8467	2.7012
Mo 202.032	1.0498u	1.7499	1.2799
Na 330.237	-212.726u	-157.412u	-189.496u
Ni 231.604	2.2439	1.3175	1.2880
Pb 220.353	-8.4446u	-0.9658	-2.3771
Sb 206.834	11.9333	-11.7412u	3.5799
Se 196.026	-3.3931	-5.9420u	6.7557
Sn 189.925	-1.0336u	-4.7462u	-2.2495u
Sr 216.596	5.4263	6.2154	5.5157
Ti 334.941	1.0016	1.0055	0.9603
Tl 190.794	-9.3032u	-3.4986u	-13.4933u
V 292.401	-5.1493u	-5.7198u	-5.0119u
Zn 206.200	10.7378	12.0616	16.7811

Label	Sol'n Conc.	Units	SD	%RSD	Int. (c/s)	QC Value
Ag 328.068	0.4178	ppb	0.2977	71.3	-29.2166	0.41777
Al 308.215	523191	ppb	897.807	0.2	3600542	-
As 188.980	-6.2293	ppb	9.2250	148.1	-6.6454	-6.22935
B 249.678	4.5238	ppb	0.2252	5.0	-307.035	4.52380
Ba 389.178	1.9094	ppb	1.1684	61.2	779.268	1.90940
Be 313.042	-0.1476	ppb	0.0051	3.5	-364.701	-0.14755
Ca 370.602	490850	ppb	2119	0.4	1341551	-
Cd 226.502	4.8045	ppb	0.1775	3.7	943.945	4.80454
Co 228.615	-0.0747	ppb	0.7735	1035.9	16.6393	-0.07467
Cr 267.716	0.2480	ppb	0.0816	32.9	141.901	0.24800
Cu 324.754	1.6237	ppb	0.1733	10.7	436.243	1.62366
Fe 271.441	185331	ppb	119.899	0.1	294822	-
K 766.491	4.3360	ppb	0.6833	15.8	446.329	4.33597
Mg 279.078	504404	ppb	1266.65	0.3	1375531	-
Mn 257.610	2.8263	ppb	0.1162	4.1	4369.65	2.82627
Mo 202.032	1.3599	ppb	0.3568	26.2	6.9472	1.35985
Na 330.237	-186.545	ppb	27.7748	14.9	-29.1415	-186.54480
Ni 231.604	1.6165	ppb	0.5435	33.6	14.7207	1.61649
Pb 220.353	-3.9291	ppb	3.9736	101.1	6.0906	-3.92914
Sb 206.834	1.2573	ppb	12.0069	954.9	1.9250	1.25735
Se 196.026	-0.8598	ppb	6.7172	781.3	3.1887	-0.85979
Sn 189.925	-2.6764	ppb	1.8927	70.7	-7.5693	-2.67643
Sr 216.596	5.7191	ppb	0.4321	7.6	493.488	5.71912

Label	Sol'n Conc.	Units	SD	%RSD	Int. (c/s)	QC Value
Ti 334.941	0.9892	ppb	0.0250	2.5	1207.91	0.98916
Tl 190.794	-8.7651	ppb	5.0190	57.3	-43.1329	-8.76507
V 292.401	-5.2937	ppb	0.3754	7.1	-86.3699	-5.29368
Zn 206.200	13.1935	ppb	3.1767	24.1	6.8268	13.19352

Interf Check AB (ICSAB) **10/22/2014, 1:33:33 PM** **Rack S, Tube 6**

Weight: 1 **Volume: 1** **Dilution: 1**

Label	Replicates Concentration		
Ag 328.068	223.711	224.639	223.676
Al 308.215	535726	536896	536148
As 188.980	99.7022	98.8735	93.3236
B 249.678	2.7878u	3.0194u	3.2796u
Ba 389.178	506.574	507.264	506.302
Be 313.042	483.513	484.637	483.923
Ca 370.602	504891	503872	502404
Cd 226.502	942.973	946.197	941.797
Co 228.615	480.523	480.011	480.213
Cr 267.716	489.396	489.587	487.962
Cu 324.754	570.845	569.438	568.773
Fe 271.441	190080	190395	189892
K 766.491	2.5755	2.3856	2.2771
Mg 279.078	517749	517669	515605
Mn 257.610	515.794	516.080	512.892
Mo 202.032	981.863	981.597	983.290
Na 330.237	168.790u	-7.2672u	-48.0902u
Ni 231.604	932.001	932.540	928.050
Pb 220.353	49.0690	42.6665	44.4180
Sb 206.834	626.415	627.382	628.214
Se 196.026	41.2567	34.6299	57.0743
Sn 189.925	989.122	977.489	973.946
Sr 216.596	7.6231	8.4990	7.3727
Ti 334.941	0.3193	0.3625	0.3216
Tl 190.794	92.3923	83.0769	83.7180
V 292.401	485.884	486.723	484.895
Zn 206.200	933.347	935.069	931.151

Label	Sol'n Conc.	Units	SD	%RSD	Int. (c/s)	QC Value
Ag 328.068	224.009	ppb	0.5464	0.2	19096.2	112.00437
Al 308.215	536257	ppb	592.459	0.1	3690553	107.25135
As 188.980	97.2998	ppb	3.4683	3.6	62.4749	97.29975
B 249.678	3.0289	ppb	0.2460	8.1	-333.932	-
Ba 389.178	506.713	ppb	0.4958	0.1	12106.6	101.34264
Be 313.042	484.024	ppb	0.5686	0.1	885529	96.80489
Ca 370.602	503722	ppb	1250	0.2	1376749	100.74448
Cd 226.502	943.656	ppb	2.2778	0.2	41811.5	94.36557
Co 228.615	480.249	ppb	0.2579	0.1	5516.58	96.04981
Cr 267.716	488.982	ppb	0.8883	0.2	27136.0	97.79637
Cu 324.754	569.685	ppb	1.0576	0.2	42386.5	113.93703
Fe 271.441	190122	ppb	254.012	0.1	302507	95.06120
K 766.491	2.4127	ppb	0.1510	6.3	361.083	-
Mg 279.078	517008	ppb	1215.05	0.2	1409890	103.40154
Mn 257.610	514.922	ppb	1.7642	0.3	100001	102.98441
Mo 202.032	982.250	ppb	0.9104	0.1	6714.50	98.22501

Label	Sol'n Conc.	Units	SD	%RSD	Int. (c/s)	QC Value
Na 330.237	37.8108	ppb	115.253	304.8	-42.4021	-
Ni 231.604	930.864	ppb	2.4518	0.3	2899.65	93.08636
Pb 220.353	45.3845	ppb	3.3088	7.3	83.4079	90.76901
Sb 206.834	627.337	ppb	0.9004	0.1	906.386	104.55613
Se 196.026	44.3203	ppb	11.5316	26.0	23.4212	88.64065
Sn 189.925	980.186	ppb	7.9394	0.8	736.103	98.01857
Sr 216.596	7.8316	ppb	0.5914	7.6	491.683	-
Ti 334.941	0.3345	ppb	0.0243	7.3	1036.74	-
Tl 190.794	86.3957	ppb	5.2031	6.0	59.1849	86.39574
V 292.401	485.834	ppb	0.9151	0.2	12312.7	97.16686
Zn 206.200	933.189	ppb	1.9636	0.2	1010.38	93.31891

LRA1 (Samp) **10/22/2014, 1:37:51 PM** **Rack S, Tube 7**

Weight: 1 **Volume: 1** **Dilution: 1**

Label	Replicates		Concentration
Ag 328.068	-0.0367	0.2874	0.0199
Al 308.215	66.7353	64.4631	61.3436
As 188.980	19596.3x	19620.1x	19588.2x
B 249.678	4925.18	4966.81	4952.52
Ba 389.178	-0.0572u	0.1387	-0.0303u
Be 313.042	0.1072	0.1191	0.1171
Ca 370.602	1.068	3.616	-12.39
Cd 226.502	-2.3604u	-2.6739u	-2.4453u
Co 228.615	9824.90	9887.74	9963.75
Cr 267.716	-1.4472	-1.3299	-1.3069
Cu 324.754	-4.7023u	-4.4784u	-4.2104u
Fe 271.441	-45.6841	-45.2296	-52.2001
K 766.491	1.6827	1.6763	1.7478
Mg 279.078	29.4109u	29.5512u	26.3872u
Mn 257.610	27089.6	27032.1	27332.7
Mo 202.032	2.7138	1.6819	1.4226
Na 330.237	1353.62	1193.83u	1109.98u
Ni 231.604	9990.25x	10009.5x	10038.7x
Pb 220.353	20186.8x	20188.5x	20269.7x
Sb 206.834	6.3007	9.5987	4.0311
Se 196.026	1.8994	4.8851	0.7860
Sn 189.925	0.3353	-0.8889u	3.3640
Sr 216.596	1.7865u	1.6923u	1.0789u
Ti 334.941	29918.6x	29972.0x	29940.0x
Tl 190.794	13.1101	3.2344	11.2716
V 292.401	-12.8405	-13.0241	-12.9445
Zn 206.200	3.8121	4.8722	5.3224

Label	Sol'n Conc.	Units	SD	%RSD	Int. (c/s)
Ag 328.068	0.0902b	ppb	0.1731	191.9	124.948
Al 308.215	64.1807b	ppb	2.7069	4.2	878.359
As 188.980	19601.6xb	ppb	16.5969	0.1	13112.4
B 249.678	4948.17b	ppb	21.1535	0.4	82693.3
Ba 389.178	0.0171b	ppb	0.1062	622.8	-69.7851
Be 313.042	0.1145b	ppb	0.0064	5.6	-92.4407
Ca 370.602	-2.570b	ppb	8.603	334.7	13348
Cd 226.502	-2.4932b	ppb	0.1621	6.5	-83.9892
Co 228.615	9892.13b	ppb	69.5303	0.7	114452

Label	Sol'n Conc.	Units	SD	%RSD	Int. (c/s)
Cr 267.716	-1.3613b	ppb	0.0753	5.5	157.761
Cu 324.754	-4.4637b	ppb	0.2463	5.5	-93.6220
Fe 271.441	-47.7046b	ppb	3.8998	8.2	1155.85
K 766.491	1.7023b	ppb	0.0395	2.3	329.592
Mg 279.078	28.4498b	ppb	1.7876	6.3	-461.011
Mn 257.610	27151.5b	ppb	159.555	0.6	5065294
Mo 202.032	1.9394b	ppb	0.6830	35.2	19.5976
Na 330.237	1219.15b	ppb	123.778	10.2	21.9102
Ni 231.604	10012.8xb	ppb	24.4032	0.2	31063.0
Pb 220.353	20215.0xb	ppb	47.3939	0.2	32044.2
Sb 206.834	6.6435b	ppb	2.7996	42.1	3.6561
Se 196.026	2.5235b	ppb	2.1196	84.0	9.0991
Sn 189.925	0.9368b	ppb	2.1893	233.7	-4.8355
Sr 216.596	1.5192b	ppb	0.3842	25.3	-259.032
Ti 334.941	29943.5xb	ppb	26.8883	0.1	8953124
Tl 190.794	9.2054b	ppb	5.2521	57.1	45.5889
V 292.401	-12.9364b	ppb	0.0921	0.7	90.3542
Zn 206.200	4.6689b	ppb	0.7754	16.6	6.0479

LRA2 (Samp) **10/22/2014, 1:42:09 PM** **Rack S, Tube 8**

Weight: 1 **Volume: 1** **Dilution: 1**

Label	Replicates Concentration		
Ag 328.068	0.3446u	0.0195u	0.8724u
Al 308.215	830436	831671	831674
As 188.980	76.6513	57.2156	57.7298
B 249.678	81.2490u	70.9510u	60.7948u
Ba 389.178	-2.4851	-1.5582	-1.8533
Be 313.042	-0.1956u	-0.2003u	-0.2112u
Ca 370.602	768010	760372	762097
Cd 226.502	24.9046	26.3200	25.7091
Co 228.615	-11.6078u	-11.6036u	-10.7841u
Cr 267.716	-5.0030	-4.7891	-4.4978
Cu 324.754	1.2226	1.9757	1.7413
Fe 271.441	900386	897452	898982
K 766.491	27.5399	28.0479	28.0586
Mg 279.078	771894	773205	772197
Mn 257.610	6.1001	5.6436	5.4930
Mo 202.032	3.3997u	4.1912u	4.7705u
Na 330.237	18.4844u	95.3892u	251.056u
Ni 231.604	-17.7992	-17.1249	-16.6396
Pb 220.353	-15.1166	-27.0824	-20.0134
Sb 206.834	-19.8718	-15.1266	-10.6795
Se 196.026	-19.0647u	-15.5557	-11.0108
Sn 189.925	6.8192	-3.3009u	-0.2622u
Sr 216.596	8.0172	6.8588	7.4019
Ti 334.941	5.8295	5.0647	4.5999
Tl 190.794	-35.7387u	-43.7735u	-30.4693u
V 292.401	-28.4524u	-28.1977u	-28.3374u
Zn 206.200	17.7890u	20.9274u	15.8844u

Label	Sol'n Conc.	Units	SD	%RSD	Int. (c/s)
Ag 328.068	0.4122	ppb	0.4305	104.4	-157.623
Al 308.215	831260	ppb	713.967	0.1	5721395

Label	Sol'n Conc.	Units	SD	%RSD	Int. (c/s)
As 188.980	63.8656	ppb	11.0758	17.3	38.8247
B 249.678	70.9983	ppb	10.2272	14.4	-848.572
Ba 389.178	-1.9655	ppb	0.4736	24.1	1462.05
Be 313.042	-0.2024	ppb	0.0080	4.0	-382.778
Ca 370.602	763493	ppb	4006	0.5	2079659
Cd 226.502	25.6446	ppb	0.7099	2.8	4571.12
Co 228.615	-11.3318	ppb	0.4744	4.2	-64.2627
Cr 267.716	-4.7633	ppb	0.2536	5.3	216.369
Cu 324.754	1.6465	ppb	0.3854	23.4	748.233
Fe 271.441	898940	ppb	1467.33	0.2	1429953
K 766.491	27.8822	ppb	0.2965	1.1	1489.99
Mg 279.078	772432	ppb	686.230	0.1	2106428
Mn 257.610	5.7456	ppb	0.3161	5.5	8521.50
Mo 202.032	4.1205	ppb	0.6882	16.7	-7.7683
Na 330.237	121.643	ppb	118.488	97.4	-182.240
Ni 231.604	-17.1879	ppb	0.5823	3.4	17.4655
Pb 220.353	-20.7375	ppb	6.0157	29.0	22.9411
Sb 206.834	-15.2260	ppb	4.5970	30.2	1.4704
Se 196.026	-15.2104	ppb	4.0381	26.5	3.0512
Sn 189.925	1.0853	ppb	5.1929	478.5	-4.7244
Sr 216.596	7.4260	ppb	0.5796	7.8	1489.03
Ti 334.941	5.1647	ppb	0.6209	12.0	3046.38
Tl 190.794	-36.6605	ppb	6.6999	18.3	-169.157
V 292.401	-28.3292	ppb	0.1275	0.5	-423.188
Zn 206.200	18.2003	ppb	2.5465	14.0	-20.6669

LRA3 (Samp) **10/22/2014, 1:46:28 PM** **Rack S, Tube 9**

Weight: 1 **Volume: 1** **Dilution: 1**

Label	Replicates Concentration		
Ag 328.068	0.0528	-0.0050u	0.1169
Al 308.215	41.6150	39.7662	38.5679
As 188.980	12.5927	7.1710	1.8581
B 249.678	22.1117	20.3603	19.4304
Ba 389.178	-0.4320u	-0.4163u	-0.0480u
Be 313.042	-0.0018u	0.0148	0.0007u
Ca 370.602	49.13	39.90	41.17
Cd 226.502	0.0391	0.1088	0.2032
Co 228.615	0.8815	-0.2348u	-0.0180u
Cr 267.716	0.2971	0.2518	0.1743
Cu 324.754	0.2170	0.0073	0.0597
Fe 271.441	51.1100	48.8900	46.4878
K 766.491	40634.2x	40376.0x	40533.0x
Mg 279.078	43.2848	37.5590	40.2901
Mn 257.610	0.2665	0.2468	0.2842
Mo 202.032	0.5583	0.0450	-0.0334u
Na 330.237	104685	104138	104721
Ni 231.604	0.0014	0.6779	0.6317
Pb 220.353	-0.7229u	0.0332	-0.2221u
Sb 206.834	0.6001	2.4557	1.1999
Se 196.026	3.4217	2.2628	8.7117
Sn 189.925	0.5398	-4.0695u	0.7189
Sr 216.596	-0.0013	0.1482	0.0392
Ti 334.941	1.0665	1.0235	0.9545

Label	Replicates Concentration		
Tl 190.794	0.3892	-0.0663u	-0.9122u
V 292.401	-0.2919u	0.0563	-0.2594u
Zn 206.200	29547.4x	29456.0x	29564.4x

Label	Sol'n Conc.	Units	SD	%RSD	Int. (c/s)
Ag 328.068	0.0549b	ppb	0.0610	111.0	-20.6253
Al 308.215	39.9830b	ppb	1.5351	3.8	777.490
As 188.980	7.2073b	ppb	5.3674	74.5	-1.9285
B 249.678	20.6341b	ppb	1.3614	6.6	391.344
Ba 389.178	-0.2988b	ppb	0.2173	72.7	-76.9453
Be 313.042	0.0046b	ppb	0.0090	196.3	-288.729
Ca 370.602	43.40b	ppb	5.003	11.5	136.1
Cd 226.502	0.1170b	ppb	0.0823	70.4	26.0248
Co 228.615	0.2096b	ppb	0.5919	282.4	7.2833
Cr 267.716	0.2411b	ppb	0.0621	25.8	46.5863
Cu 324.754	0.0947b	ppb	0.1091	115.3	242.780
Fe 271.441	48.8293b	ppb	2.3117	4.7	93.8370
K 766.491	40514.4xb	ppb	130.073	0.3	1796022
Mg 279.078	40.3780b	ppb	2.8639	7.1	133.704
Mn 257.610	0.2659b	ppb	0.0187	7.0	95.0540
Mo 202.032	0.1900b	ppb	0.3214	169.2	7.6785
Na 330.237	104515b	ppb	326.406	0.3	4286.03
Ni 231.604	0.4370b	ppb	0.3779	86.5	-4.9841
Pb 220.353	-0.3039b	ppb	0.3846	126.5	6.7295
Sb 206.834	1.4186b	ppb	0.9469	66.7	-3.9889
Se 196.026	4.7987b	ppb	3.4379	71.6	4.0780
Sn 189.925	-0.9370b	ppb	2.7144	289.7	-6.2214
Sr 216.596	0.0620b	ppb	0.0773	124.7	6.0041
Ti 334.941	1.0148b	ppb	0.0565	5.6	246.751
Tl 190.794	-0.1965b	ppb	0.6603	336.1	-8.9599
V 292.401	-0.1650b	ppb	0.1923	116.6	-23.3843
Zn 206.200	29522.6xb	ppb	58.2845	0.2	32260.7

Cont Calib Verif (CCV) **10/22/2014, 1:50:44 PM** **Rack 1, Tube 1**

Weight: 1 **Volume: 1** **Dilution: 1**

Label	Replicates Concentration		
Ag 328.068	507.143	508.851	504.959
Al 308.215	4863.82	4886.76	4863.70
As 188.980	488.694	498.374	482.536
B 249.678	499.547	502.592	503.447
Ba 389.178	4981.46	5000.64	4993.87
Be 313.042	504.047	503.546	501.833
Ca 370.602	5038	5057	5022
Cd 226.502	504.435	504.664	502.370
Co 228.615	507.754	508.754	506.329
Cr 267.716	5002.26	5022.52	5001.22
Cu 324.754	5138.49	5087.31	5073.59
Fe 271.441	4956.41	4977.99	4968.84
K 766.491	10271.5	10340.9	10306.9
Mg 279.078	4944.03	4960.54	4942.74
Mn 257.610	5122.16	5144.84	5126.50
Mo 202.032	498.379	498.619	497.554
Na 330.237	7539.14	7596.61	7410.73

Label	Replicates Concentration		
Ni 231.604	2542.78	2549.81	2541.86
Pb 220.353	506.089	507.925	506.853
Sb 206.834	974.032	983.545	973.075
Se 196.026	5008.61	5004.69	5016.16
Sn 189.925	4997.46	5058.70	5003.34
Sr 216.596	2486.47	2494.55	2499.26
Ti 334.941	492.989	495.768	493.772
Tl 190.794	5093.14	5111.31	5079.90
V 292.401	4987.12	5002.20	4973.51
Zn 206.200	2519.16	2527.63	2515.18

Label	Sol'n Conc.	Units	SD	%RSD	Int. (c/s)	QC Value
Ag 328.068	506.984	ppb	1.9508	0.4	43287.1	101.39688
Al 308.215	4871.43	ppb	13.2795	0.3	34560.0	97.42854
As 188.980	489.868	ppb	7.9838	1.6	320.988	97.97361
B 249.678	501.862	ppb	2.0499	0.4	8432.07	100.37234
Ba 389.178	4991.99	ppb	9.7270	0.2	111707	99.83973
Be 313.042	503.142	ppb	1.1610	0.2	920632	100.62840
Ca 370.602	5039	ppb	17.33	0.3	14128	100.78213
Cd 226.502	503.823	ppb	1.2633	0.3	21961.9	100.76463
Co 228.615	507.613	ppb	1.2187	0.2	5850.13	101.52251
Cr 267.716	5008.67	ppb	12.0060	0.2	276752	100.17337
Cu 324.754	5099.80	ppb	34.2004	0.7	376484	101.99593
Fe 271.441	4967.75	ppb	10.8339	0.2	8031.43	99.35491
K 766.491	10306.4	ppb	34.6842	0.3	457078	103.06432
Mg 279.078	4949.10	ppb	9.9242	0.2	13414.4	98.98206
Mn 257.610	5131.17	ppb	12.0407	0.2	957337	102.62332
Mo 202.032	498.184	ppb	0.5585	0.1	3407.78	99.63678
Na 330.237	7515.49	ppb	95.1716	1.3	318.690	100.20659
Ni 231.604	2544.81	ppb	4.3484	0.2	7895.51	101.79257
Pb 220.353	506.956	ppb	0.9220	0.2	815.294	101.39113
Sb 206.834	976.884	ppb	5.7885	0.6	1473.95	97.68842
Se 196.026	5009.82	ppb	5.8296	0.1	2229.51	100.19633
Sn 189.925	5019.83	ppb	33.7853	0.7	3792.66	100.39668
Sr 216.596	2493.43	ppb	6.4666	0.3	31076.0	99.73713
Ti 334.941	494.176	ppb	1.4331	0.3	147720	98.83530
Tl 190.794	5094.78	ppb	15.7728	0.3	5557.35	101.89568
V 292.401	4987.61	ppb	14.3518	0.3	127372	99.75215
Zn 206.200	2520.66	ppb	6.3553	0.3	2739.51	100.82625

Cont Calib Blank (CCB) **10/22/2014, 1:55:00 PM** **Rack 1, Tube 2**

Weight: 1 **Volume: 1** **Dilution: 1**

Label	Replicates Concentration		
Ag 328.068	0.3138	0.1877	-0.1871u
Al 308.215	8.0325	9.0485	9.5590
As 188.980	-0.3124u	2.2677	-4.6291u
B 249.678	13.6383	12.0929	11.6761
Ba 389.178	1.0233	0.8782	0.9635
Be 313.042	0.0638	0.0719	0.0784
Ca 370.602	8.050	19.00	13.75
Cd 226.502	0.0999	0.1951	0.0690
Co 228.615	0.0938	-0.1089u	0.4358
Cr 267.716	0.8047	0.8521	1.0511

Label	Replicates Concentration		
Cu 324.754	0.5753	0.8908	1.0230
Fe 271.441	12.5974	8.7512	6.3645
K 766.491	2.3921	2.7434	3.0689
Mg 279.078	6.2364	8.6949	9.9352
Mn 257.610	0.8708	1.0864	1.1589
Mo 202.032	0.8298	0.5776	0.5145
Na 330.237	81.2321	53.7497	82.9186
Ni 231.604	0.6985	1.0443	0.7130
Pb 220.353	-1.3163u	0.4204	-1.2664u
Sb 206.834	1.0043	3.9958	1.7928
Se 196.026	8.2742	8.9629	1.9965
Sn 189.925	2.1446	-0.5378u	-0.3931u
Sr 216.596	0.3089	0.9640	0.4968
Ti 334.941	0.3759	0.3978	0.3687
Tl 190.794	4.6913	3.4758	4.2174
V 292.401	0.7931	1.2049	1.0197
Zn 206.200	1.3003	1.3506	1.2424

Label	Sol'n Conc.	Units	SD	%RSD	Int. (c/s)	QC Value
Ag 328.068	0.1048	ppb	0.2605	248.6	-16.3618	0.10479
Al 308.215	8.8800	ppb	0.7771	8.8	563.539	8.88000
As 188.980	-0.8913	ppb	3.4847	391.0	-7.3490	-0.89128
B 249.678	12.4691	ppb	1.0338	8.3	254.980	12.46910
Ba 389.178	0.9550	ppb	0.0729	7.6	-48.9449	0.95502
Be 313.042	0.0714	ppb	0.0073	10.3	-155.482	0.07140
Ca 370.602	13.60	ppb	5.479	40.3	54.81	13.60005
Cd 226.502	0.1213	ppb	0.0657	54.2	26.6697	0.12135
Co 228.615	0.1403	ppb	0.2753	196.3	6.4302	0.14025
Cr 267.716	0.9026	ppb	0.1307	14.5	81.7172	0.90260
Cu 324.754	0.8297	ppb	0.2300	27.7	296.999	0.82970
Fe 271.441	9.2377	ppb	3.1448	34.0	30.8892	9.23769
K 766.491	2.7348	ppb	0.3385	12.4	375.359	2.73481
Mg 279.078	8.2888	ppb	1.8825	22.7	46.1806	8.28881
Mn 257.610	1.0387	ppb	0.1499	14.4	239.313	1.03869
Mo 202.032	0.6406	ppb	0.1668	26.0	10.7617	0.64064
Na 330.237	72.6335	ppb	16.3755	22.5	27.0938	72.63346
Ni 231.604	0.8186	ppb	0.1956	23.9	-3.8366	0.81860
Pb 220.353	-0.7208	ppb	0.9886	137.2	6.0664	-0.72078
Sb 206.834	2.2643	ppb	1.5505	68.5	-2.7536	2.26428
Se 196.026	6.4112	ppb	3.8387	59.9	4.7943	6.41120
Sn 189.925	0.4046	ppb	1.5086	372.9	-5.2376	0.40456
Sr 216.596	0.5899	ppb	0.3373	57.2	12.5113	0.58991
Ti 334.941	0.3808	ppb	0.0151	4.0	65.1480	0.38079
Tl 190.794	4.1282	ppb	0.6127	14.8	-4.2365	4.12816
V 292.401	1.0059	ppb	0.2063	20.5	7.1819	1.00592
Zn 206.200	1.2978	ppb	0.0541	4.2	2.3994	1.29781

mb 680-354481/1-a (Samp) **10/22/2014, 1:59:15 PM** **Rack 1, Tube 3**
Weight: 1 **Volume: 1** **Dilution: 1**

Label	Replicates Concentration		
Ag 328.068	-0.0267u	0.1745	-0.0700u
Al 308.215	3.9432	-6.4450u	7.5125
As 188.980	-0.3068u	2.0804	-4.9603u

Label	Replicates Concentration		
B 249.678	6.6187	5.1575	6.3821
Ba 389.178	-0.0576u	0.4354	0.0088
Be 313.042	0.0162	0.0235	0.0067
Ca 370.602	7.460	7.933	10.28
Cd 226.502	-0.0309u	0.1358	0.1074
Co 228.615	0.6588	-0.1949u	0.2304
Cr 267.716	0.0976	-0.0087u	0.0629
Cu 324.754	0.2887	-0.1826u	0.3348
Fe 271.441	8.0076	2.4841	3.9932
K 766.491	0.2476	-0.4367u	1.1560
Mg 279.078	3.7948	-0.8535u	2.2413
Mn 257.610	0.1370	0.0548	0.1898
Mo 202.032	0.2238	0.1254	0.7247
Na 330.237	-5.4163u	-1.0205u	-45.4208u
Ni 231.604	0.5774	0.3792	-0.1562u
Pb 220.353	0.9549	-2.0721u	-0.5458u
Sb 206.834	-1.1320u	4.2777	-1.6189u
Se 196.026	-10.2006u	7.0993	5.6211
Sn 189.925	1.1525	2.0696	2.4195
Sr 216.596	0.1619	0.0771	-0.1504u
Ti 334.941	0.2337	0.2003	0.1860
Tl 190.794	4.7119	1.5290	1.5930
V 292.401	0.2596	0.4988	0.1329
Zn 206.200	3.8535	1.9307	2.6349

Label	Sol'n Conc.	Units	SD	%RSD	Int. (c/s)
Ag 328.068	0.0259	ppb	0.1305	503.2	-23.0977
Al 308.215	1.6703	ppb	7.2510	434.1	513.851
As 188.980	-1.0622	ppb	3.5807	337.1	-7.4635
B 249.678	6.0528	ppb	0.7843	13.0	147.768
Ba 389.178	0.1289	ppb	0.2675	207.6	-67.4508
Be 313.042	0.0155	ppb	0.0084	54.4	-257.823
Ca 370.602	8.558	ppb	1.510	17.6	40.93
Cd 226.502	0.0708	ppb	0.0892	126.0	24.4603
Co 228.615	0.2314	ppb	0.4269	184.5	7.4773
Cr 267.716	0.0506	ppb	0.0542	107.1	34.6384
Cu 324.754	0.1470	ppb	0.2863	194.8	246.622
Fe 271.441	4.8283	ppb	2.8548	59.1	23.8712
K 766.491	0.3223	ppb	0.7990	247.9	268.426
Mg 279.078	1.7275	ppb	2.3663	137.0	28.3070
Mn 257.610	0.1272	ppb	0.0680	53.5	69.2277
Mo 202.032	0.3580	ppb	0.3214	89.8	8.8293
Na 330.237	-17.2859	ppb	24.4645	141.5	22.7546
Ni 231.604	0.2668	ppb	0.3795	142.2	-5.5505
Pb 220.353	-0.5543	ppb	1.5135	273.0	6.3297
Sb 206.834	0.5089	ppb	3.2729	643.1	-5.3261
Se 196.026	0.8400	ppb	9.5899	1141.7	2.3182
Sn 189.925	1.8805	ppb	0.6543	34.8	-4.1209
Sr 216.596	0.0295	ppb	0.1615	546.5	5.5155
Ti 334.941	0.2066	ppb	0.0245	11.8	13.0804
Tl 190.794	2.6113	ppb	1.8195	69.7	-5.8912
V 292.401	0.2971	ppb	0.1858	62.5	-10.9001
Zn 206.200	2.8064	ppb	0.9728	34.7	4.0505

lcs 680-354481/2-a (Samp) **10/22/2014, 2:03:30 PM** **Rack 1, Tube 4**

Weight: 1 **Volume: 1** **Dilution: 1**

Label	Replicates Concentration		
Ag 328.068	49.0381	49.4771	49.3580
Al 308.215	4631.63	4642.46	4629.45
As 188.980	98.0690	101.926	103.025
B 249.678	191.501	193.976	193.637
Ba 389.178	95.2660	95.7548	94.8870
Be 313.042	49.3478	49.4758	49.3359
Ca 370.602	4842	4844	4816
Cd 226.502	49.2878	49.3756	49.2203
Co 228.615	48.4157	49.3718	49.3807
Cr 267.716	97.3158	97.5200	96.9553
Cu 324.754	98.1141	97.3503	97.1261
Fe 271.441	4763.42	4758.47	4753.44
K 766.491	4911.95	4922.27	4894.11
Mg 279.078	4719.79	4737.27	4720.88
Mn 257.610	507.754	508.331	506.198
Mo 202.032	95.2133	95.4075	94.4996
Na 330.237	4642.17	4467.96	4381.98
Ni 231.604	97.5898	96.1166	97.4864
Pb 220.353	485.164	491.608	486.462
Sb 206.834	45.9443	49.5081	47.9032
Se 196.026	103.717	97.8150	93.2947
Sn 189.925	185.904	190.724	191.752
Sr 216.596	95.1768	95.3125	95.5571
Ti 334.941	95.6494	95.9409	95.6071
Tl 190.794	42.0898	39.4098	36.8881
V 292.401	96.9989	96.6374	96.6726
Zn 206.200	97.8510	99.7036	98.2430

Label	Sol'n Conc.	Units	SD	%RSD	Int. (c/s)
Ag 328.068	49.2911	ppb	0.2270	0.5	4189.01
Al 308.215	4634.52	ppb	6.9649	0.2	32412.5
As 188.980	101.007	ppb	2.6028	2.6	60.8406
B 249.678	193.038	ppb	1.3417	0.7	3260.61
Ba 389.178	95.3026	ppb	0.4350	0.5	2073.05
Be 313.042	49.3865	ppb	0.0776	0.2	90080.5
Ca 370.602	4834	ppb	15.49	0.3	13249
Cd 226.502	49.2946	ppb	0.0779	0.2	2184.36
Co 228.615	49.0561	ppb	0.5546	1.1	569.055
Cr 267.716	97.2637	ppb	0.2859	0.3	5409.66
Cu 324.754	97.5302	ppb	0.5180	0.5	7436.71
Fe 271.441	4758.44	ppb	4.9918	0.1	7592.43
K 766.491	4909.44	ppb	14.2487	0.3	217861
Mg 279.078	4725.98	ppb	9.7906	0.2	12901.1
Mn 257.610	507.428	ppb	1.1033	0.2	94752.0
Mo 202.032	95.0401	ppb	0.4781	0.5	656.031
Na 330.237	4497.37	ppb	132.569	2.9	234.984
Ni 231.604	97.0643	ppb	0.8223	0.8	295.335
Pb 220.353	487.745	ppb	3.4082	0.7	780.746
Sb 206.834	47.7852	ppb	1.7849	3.7	63.5005
Se 196.026	98.2757	ppb	5.2267	5.3	45.7713
Sn 189.925	189.460	ppb	3.1219	1.6	137.811
Sr 216.596	95.3488	ppb	0.1927	0.2	1199.76

Label	Sol'n Conc.	Units	SD	%RSD	Int. (c/s)
Ti 334.941	95.7325	ppb	0.1817	0.2	28584.5
Tl 190.794	39.4626	ppb	2.6012	6.6	33.8967
V 292.401	96.7696	ppb	0.1993	0.2	2442.81
Zn 206.200	98.5992	ppb	0.9763	1.0	108.204

680-106245-b-1-a (Samp) **10/22/2014, 2:07:46 PM** **Rack 1, Tube 5**

Weight: 1 **Volume: 1** **Dilution: 1**

Label	Replicates Concentration		
Ag 328.068	-0.0672u	0.0974u	0.0880u
Al 308.215	33.0780	34.3070	35.4676
As 188.980	-1.7652u	4.0453	5.9746
B 249.678	626.790	630.342	628.529
Ba 389.178	34.0350	33.8492	33.9593
Be 313.042	-0.0118	-0.0198	-0.0123
Ca 370.602	143126	142284	141680
Cd 226.502	0.0304	0.1602	0.0998
Co 228.615	0.2830	-0.1969	-0.2492
Cr 267.716	1612.23	1607.33	1601.43
Cu 324.754	-0.0124u	0.1192	0.0416
Fe 271.441	574.498	582.777	576.199
K 766.491	1036.94	1038.00	1034.31
Mg 279.078	63579.2	63426.5	63268.6
Mn 257.610	35.4983	35.3120	35.3129
Mo 202.032	0.4784	0.6350	0.5153
Na 330.237	57391.7	57654.8	57290.4
Ni 231.604	2.9225	2.1842	1.4366
Pb 220.353	-3.4773u	1.4331	1.1913
Sb 206.834	0.4390	0.7799	4.1809
Se 196.026	6.0734	3.8429	-1.2947u
Sn 189.925	0.1894	-1.2613u	-1.4390u
Sr 216.596	440.240	440.268	439.721
Ti 334.941	0.3353	0.2969	0.3720
Tl 190.794	1.4518	0.0266u	-0.7081u
V 292.401	1.0499u	1.0138u	1.3000u
Zn 206.200	5.6018	8.4028	6.7920

Label	Sol'n Conc.	Units	SD	%RSD	Int. (c/s)
Ag 328.068	0.0394	ppb	0.0925	234.7	-38.3050
Al 308.215	34.2842	ppb	1.1949	3.5	739.177
As 188.980	2.7516	ppb	4.0288	146.4	-4.9144
B 249.678	628.553	ppb	1.7763	0.3	10544.0
Ba 389.178	33.9478	ppb	0.0934	0.3	778.503
Be 313.042	-0.0146	ppb	0.0045	30.7	-273.382
Ca 370.602	142364	ppb	726.1	0.5	389724
Cd 226.502	0.0968	ppb	0.0650	67.1	28.3438
Co 228.615	-0.0544	ppb	0.2933	539.4	7.9141
Cr 267.716	1607.00	ppb	5.4078	0.3	88827.6
Cu 324.754	0.0494	ppb	0.0661	133.7	239.695
Fe 271.441	577.825	ppb	4.3727	0.8	938.261
K 766.491	1036.41	ppb	1.9017	0.2	46192.4
Mg 279.078	63424.8	ppb	155.337	0.2	173007
Mn 257.610	35.3744	ppb	0.1073	0.3	7064.04
Mo 202.032	0.5429	ppb	0.0819	15.1	10.0677

Label	Sol'n Conc.	Units	SD	%RSD	Int. (c/s)
Na 330.237	57445.7	ppb	188.071	0.3	2770.70
Ni 231.604	2.1811	ppb	0.7430	34.1	0.4454
Pb 220.353	-0.2843	ppb	2.7679	973.5	8.1199
Sb 206.834	1.8000	ppb	2.0690	114.9	15.2583
Se 196.026	2.8739	ppb	3.7784	131.5	3.2354
Sn 189.925	-0.8370	ppb	0.8933	106.7	-6.1582
Sr 216.596	440.076	ppb	0.3084	0.1	5556.91
Ti 334.941	0.3348	ppb	0.0376	11.2	161.042
Tl 190.794	0.2567	ppb	1.0982	427.7	-8.5197
V 292.401	1.1212	ppb	0.1559	13.9	-56.3663
Zn 206.200	6.9322	ppb	1.4058	20.3	3.5413

680-106245-b-1-aSD^5 (Samp) **10/22/2014, 2:12:02 PM** **Rack 1, Tube 6**

Weight: 1 **Volume: 1** **Dilution: 1**

Label	Replicates	Concentration	
Ag 328.068	0.1413	0.0292u	0.0713
Al 308.215	10.6428	11.0942	11.1758
As 188.980	4.3522	3.8782	1.1041
B 249.678	132.492	131.712	131.175
Ba 389.178	5.1775	6.4660	5.8734
Be 313.042	-0.0016	0.0082	0.0018
Ca 370.602	27486	27545	27526
Cd 226.502	0.0866	0.1642	0.0890
Co 228.615	0.1120	-0.2028u	0.2220
Cr 267.716	321.510	321.838	321.015
Cu 324.754	-0.0337u	0.5500	-0.0933u
Fe 271.441	119.365	120.965	122.224
K 766.491	176.534	177.121	177.376
Mg 279.078	12241.8	12224.5	12240.6
Mn 257.610	7.2554	7.3725	7.3144
Mo 202.032	-0.0900u	-0.0618u	-0.2767u
Na 330.237	10473.4	10282.3	10447.0
Ni 231.604	0.9861	1.7505	1.4301
Pb 220.353	-1.7202u	1.7679	2.5051
Sb 206.834	-1.3432	2.6991	1.3057
Se 196.026	1.3133	6.1267	3.1636
Sn 189.925	-0.2900u	-0.1509u	-2.1036u
Sr 216.596	87.7244	87.6080	87.3151
Ti 334.941	0.1687	0.2335	0.2449
Tl 190.794	2.6944	-1.8280u	-1.5188u
V 292.401	-0.0246u	0.2150u	0.2995u
Zn 206.200	2.3801	3.2988	2.8060

Label	Sol'n Conc.	Units	SD	%RSD	Int. (c/s)
Ag 328.068	0.0806	ppb	0.0567	70.3	-21.6422
Al 308.215	10.9710	ppb	0.2871	2.6	577.986
As 188.980	3.1115	ppb	1.7546	56.4	-4.6705
B 249.678	131.793	ppb	0.6623	0.5	2247.72
Ba 389.178	5.8390	ppb	0.6449	11.0	77.5191
Be 313.042	0.0028	ppb	0.0050	179.7	-273.402
Ca 370.602	27519	ppb	30.08	0.1	75348
Cd 226.502	0.1133	ppb	0.0441	39.0	26.8712
Co 228.615	0.0437	ppb	0.2205	504.6	6.0751

Label	Sol'n Conc.	Units	SD	%RSD	Int. (c/s)
Cr 267.716	321.455	ppb	0.4142	0.1	17794.0
Cu 324.754	0.1410	ppb	0.3555	252.1	246.218
Fe 271.441	120.851	ppb	1.4327	1.2	209.005
K 766.491	177.010	ppb	0.4317	0.2	8099.98
Mg 279.078	12235.6	ppb	9.6258	0.1	33394.8
Mn 257.610	7.3141	ppb	0.0585	0.8	1490.86
Mo 202.032	-0.1428	ppb	0.1168	81.8	5.3992
Na 330.237	10400.9	ppb	103.569	1.0	521.005
Ni 231.604	1.3889	ppb	0.3839	27.6	-2.0553
Pb 220.353	0.8509	ppb	2.2570	265.2	8.8301
Sb 206.834	0.8872	ppb	2.0534	231.4	-1.0382
Se 196.026	3.5345	ppb	2.4281	68.7	3.5184
Sn 189.925	-0.8482	ppb	1.0895	128.5	-6.1821
Sr 216.596	87.5491	ppb	0.2109	0.2	1109.17
Ti 334.941	0.2157	ppb	0.0411	19.1	36.9930
Tl 190.794	-0.2175	ppb	2.5265	1161.6	-8.9873
V 292.401	0.1633	ppb	0.1681	103.0	-27.5065
Zn 206.200	2.8283	ppb	0.4597	16.3	3.0743

680-106245-b-1-aPDS (Samp) **10/22/2014, 2:16:18 PM** **Rack 1, Tube 7**

Weight: 1 **Volume: 1** **Dilution: 1**

Label	Replicates Concentration		
Ag 328.068	103.281	103.113	102.910
Al 308.215	1050.05	1049.72	1046.76
As 188.980	107.250	111.723	108.505
B 249.678	823.858	830.159	834.685
Ba 389.178	117.314	117.683	116.624
Be 313.042	100.297	100.287	100.284
Ca 370.602	151888	152376	152907
Cd 226.502	98.8421	98.8641	98.6317
Co 228.615	98.3194	98.9375	100.641
Cr 267.716	1698.60	1701.61	1700.35
Cu 324.754	104.515	104.628	104.397
Fe 271.441	10363.6	10385.5	10385.7
K 766.491	13175.1	13126.3	13149.3
Mg 279.078	73341.8	73372.9	73367.5
Mn 257.610	1074.14	1079.63	1083.57
Mo 202.032	98.2743	97.6863	98.3829
Na 330.237	67382.8	67144.2	66935.4
Ni 231.604	101.322	100.915	99.5140
Pb 220.353	99.7337	99.4185	99.0496
Sb 206.834	99.9100	100.875	101.480
Se 196.026	108.739	109.389	105.120
Sn 189.925	101.323	103.291	97.1591
Sr 216.596	537.286	536.939	536.473
Ti 334.941	99.8884	99.1788	99.5283
Tl 190.794	16.5809	20.4958	16.8781
V 292.401	101.202	101.566	101.594
Zn 206.200	102.381	107.023	106.987

Label	Sol'n Conc.	Units	SD	%RSD	Int. (c/s)
Ag 328.068	103.102	ppb	0.1860	0.2	8776.44
Al 308.215	1048.84	ppb	1.8137	0.2	7751.87

Label	Sol'n Conc.	Units	SD	%RSD	Int. (c/s)
As 188.980	109.159	ppb	2.3073	2.1	66.2216
B 249.678	829.567	ppb	5.4377	0.7	13880.3
Ba 389.178	117.207	ppb	0.5378	0.5	2662.54
Be 313.042	100.289	ppb	0.0067	0.0	183269
Ca 370.602	152390	ppb	509.3	0.3	417126
Cd 226.502	98.7793	ppb	0.1283	0.1	4359.49
Co 228.615	99.2992	ppb	1.2022	1.2	1151.24
Cr 267.716	1700.19	ppb	1.5120	0.1	93984.8
Cu 324.754	104.513	ppb	0.1153	0.1	7954.52
Fe 271.441	10378.2	ppb	12.7042	0.1	16540.9
K 766.491	13150.2	ppb	24.3964	0.2	583127
Mg 279.078	73360.7	ppb	16.6287	0.0	200084
Mn 257.610	1079.11	ppb	4.7361	0.4	201870
Mo 202.032	98.1145	ppb	0.3748	0.4	676.788
Na 330.237	67154.1	ppb	223.853	0.3	3230.01
Ni 231.604	100.584	ppb	0.9486	0.9	306.622
Pb 220.353	99.4006	ppb	0.3424	0.3	166.884
Sb 206.834	100.755	ppb	0.7916	0.8	159.775
Se 196.026	107.749	ppb	2.2996	2.1	50.1576
Sn 189.925	100.591	ppb	3.1309	3.1	70.5897
Sr 216.596	536.899	ppb	0.4079	0.1	6778.09
Ti 334.941	99.5319	ppb	0.3548	0.4	29839.7
Tl 190.794	17.9849	ppb	2.1795	12.1	10.1568
V 292.401	101.454	ppb	0.2190	0.2	2497.62
Zn 206.200	105.464	ppb	2.6695	2.5	110.460

680-106245-b-1-b ms (Samp) **10/22/2014, 2:20:34 PM** **Rack 1, Tube 8**

Weight: 1 **Volume: 1** **Dilution: 1**

Label	Replicates Concentration		
Ag 328.068	51.4842	51.1737	51.5731
Al 308.215	4939.35	4930.88	4932.09
As 188.980	100.228	103.487	109.731
B 249.678	792.081	793.093	791.845
Ba 389.178	126.623	126.537	127.182
Be 313.042	49.2818	49.2155	49.2730
Ca 370.602	139731	139153	139283
Cd 226.502	49.1120	48.9601	48.7811
Co 228.615	49.1454	48.2235	47.7215
Cr 267.716	1608.56	1603.54	1603.09
Cu 324.754	101.457	101.144	102.270
Fe 271.441	5278.99	5270.84	5252.54
K 766.491	6739.10	6746.69	6746.52
Mg 279.078	64406.1	64177.9	64124.2
Mn 257.610	540.813	536.941	537.838
Mo 202.032	95.8261	96.6111	95.0405
Na 330.237	58933.7	58686.5	58463.3
Ni 231.604	97.7869	99.0256	98.9633
Pb 220.353	478.958	481.435	482.605
Sb 206.834	51.0374	52.4602	51.5286
Se 196.026	108.330	98.1450	101.397
Sn 189.925	191.544	189.436	188.731
Sr 216.596	508.364	508.812	504.421
Ti 334.941	96.5512	96.5375	96.5512

Label	Replicates Concentration		
Tl 190.794	36.7678	40.2483	35.2156
V 292.401	98.9822	97.9128	97.9835
Zn 206.200	103.322	101.221	98.6481

Label	Sol'n Conc.	Units	SD	%RSD	Int. (c/s)
Ag 328.068	51.4103	ppb	0.2097	0.4	4355.02
Al 308.215	4934.11	ppb	4.5798	0.1	34474.7
As 188.980	104.482	ppb	4.8290	4.6	63.1660
B 249.678	792.339	ppb	0.6629	0.1	13269.6
Ba 389.178	126.781	ppb	0.3504	0.3	2861.09
Be 313.042	49.2568	ppb	0.0360	0.1	89879.9
Ca 370.602	139389	ppb	302.9	0.2	381580
Cd 226.502	48.9511	ppb	0.1656	0.3	2171.90
Co 228.615	48.3634	ppb	0.7222	1.5	564.563
Cr 267.716	1605.06	ppb	3.0403	0.2	88724.0
Cu 324.754	101.624	ppb	0.5816	0.6	7739.01
Fe 271.441	5267.46	ppb	13.5421	0.3	8404.81
K 766.491	6744.11	ppb	4.3353	0.1	299181
Mg 279.078	64236.1	ppb	149.667	0.2	175207
Mn 257.610	538.531	ppb	2.0270	0.4	100948
Mo 202.032	95.8259	ppb	0.7853	0.8	661.381
Na 330.237	58694.5	ppb	235.288	0.4	2826.77
Ni 231.604	98.5919	ppb	0.6979	0.7	300.126
Pb 220.353	480.999	ppb	1.8625	0.4	771.319
Sb 206.834	51.6754	ppb	0.7227	1.4	86.6651
Se 196.026	102.624	ppb	5.2019	5.1	47.7155
Sn 189.925	189.903	ppb	1.4635	0.8	138.164
Sr 216.596	507.199	ppb	2.4160	0.5	6395.46
Ti 334.941	96.5466	ppb	0.0079	0.0	28930.7
Tl 190.794	37.4106	ppb	2.5772	6.9	31.6019
V 292.401	98.2928	ppb	0.5981	0.6	2419.42
Zn 206.200	101.064	ppb	2.3407	2.3	106.204

680-106245-b-1-c msd (Samp) **10/22/2014, 2:24:51 PM** **Rack 1, Tube 9**
Weight: 1 **Volume: 1** **Dilution: 1**

Label	Replicates Concentration		
Ag 328.068	52.5000	52.3984	52.4057
Al 308.215	5153.29	5149.62	5140.21
As 188.980	102.885	103.041	103.412
B 249.678	854.212	859.071	859.275
Ba 389.178	133.718	134.807	133.555
Be 313.042	51.0911	51.1340	51.0517
Ca 370.602	150904	151374	151370
Cd 226.502	50.7059	51.0280	50.6850
Co 228.615	50.2950	50.2606	50.2648
Cr 267.716	1743.76	1746.11	1743.71
Cu 324.754	104.280	104.764	104.301
Fe 271.441	5491.15	5497.44	5502.92
K 766.491	7091.96	7102.52	7095.34
Mg 279.078	69994.8	70116.7	69956.0
Mn 257.610	557.847	559.595	559.487
Mo 202.032	100.073	99.7806	98.2658
Na 330.237	64330.8	64126.8	64091.5

Label	Replicates Concentration		
Ni 231.604	103.025	101.315	102.550
Pb 220.353	500.326	497.355	502.956
Sb 206.834	53.9212	52.8855	54.5584
Se 196.026	100.157	115.830	101.264
Sn 189.925	199.067	198.255	202.956
Sr 216.596	551.092	552.253	549.446
Ti 334.941	99.5497	100.007	99.8181
Tl 190.794	39.6087	43.7189	41.9148
V 292.401	101.838	102.201	102.134
Zn 206.200	107.218	105.335	103.091

Label	Sol'n Conc.	Units	SD	%RSD	Int. (c/s)
Ag 328.068	52.4347	ppb	0.0567	0.1	4441.00
Al 308.215	5147.70	ppb	6.7479	0.1	35945.3
As 188.980	103.112	ppb	0.2707	0.3	62.2491
B 249.678	857.519	ppb	2.8659	0.3	14357.8
Ba 389.178	134.027	ppb	0.6804	0.5	3031.70
Be 313.042	51.0923	ppb	0.0412	0.1	93241.9
Ca 370.602	151216	ppb	270.1	0.2	413955
Cd 226.502	50.8063	ppb	0.1923	0.4	2253.54
Co 228.615	50.2735	ppb	0.0188	0.0	586.849
Cr 267.716	1744.53	ppb	1.3694	0.1	96430.3
Cu 324.754	104.449	ppb	0.2734	0.3	7947.65
Fe 271.441	5497.17	ppb	5.8899	0.1	8770.75
K 766.491	7096.61	ppb	5.3924	0.1	314805
Mg 279.078	70022.5	ppb	83.8873	0.1	190989
Mn 257.610	558.976	ppb	0.9792	0.2	104801
Mo 202.032	99.3731	ppb	0.9700	1.0	685.625
Na 330.237	64183.0	ppb	129.186	0.2	3089.08
Ni 231.604	102.297	ppb	0.8828	0.9	311.646
Pb 220.353	500.212	ppb	2.8023	0.6	801.907
Sb 206.834	53.7884	ppb	0.8443	1.6	91.3679
Se 196.026	105.750	ppb	8.7472	8.3	49.1119
Sn 189.925	200.093	ppb	2.5127	1.3	145.875
Sr 216.596	550.930	ppb	1.4104	0.3	6946.67
Ti 334.941	99.7917	ppb	0.2299	0.2	29911.2
Tl 190.794	41.7475	ppb	2.0602	4.9	36.3119
V 292.401	102.058	ppb	0.1935	0.2	2509.35
Zn 206.200	105.215	ppb	2.0659	2.0	110.284

680-106245-b-1-d du (Samp) **10/22/2014, 2:29:08 PM** **Rack 1, Tube 10**

Weight: 1 **Volume: 1** **Dilution: 1**

Label	Replicates Concentration		
Ag 328.068	0.1659u	0.1822u	-0.0357u
Al 308.215	34.3058	34.0679	31.8948
As 188.980	4.9139	-0.8154u	4.1113
B 249.678	640.718	642.513	643.616
Ba 389.178	34.7208	34.1751	34.5749
Be 313.042	-0.0084	-0.0106	-0.0093
Ca 370.602	143238	143205	142540
Cd 226.502	0.1552	0.1368	0.0973
Co 228.615	-0.2576	0.4587	-0.1498
Cr 267.716	1611.66	1613.75	1614.69

Label	Replicates	Concentration	
Cu 324.754	-0.0538u	0.0907	0.0009
Fe 271.441	600.776	605.138	606.081
K 766.491	1029.54	1029.49	1028.91
Mg 279.078	63479.7	63521.0	63518.5
Mn 257.610	35.7660	35.6784	35.5224
Mo 202.032	0.5097	0.4437	0.1365
Na 330.237	57296.4	57325.4	57290.1
Ni 231.604	2.8383	4.1078	2.1867
Pb 220.353	-1.1171u	1.7769	0.1416
Sb 206.834	2.2717	1.6907	2.9250
Se 196.026	4.5787	10.7292	5.6092
Sn 189.925	-1.2509u	3.9320	-0.2261u
Sr 216.596	439.062	440.091	439.580
Ti 334.941	0.2724	0.2925	0.2380
Tl 190.794	0.1923	1.1856	3.1992
V 292.401	0.8704u	1.3417u	1.1200u
Zn 206.200	7.0268	7.8609	7.0892

Label	Sol'n Conc.	Units	SD	%RSD	Int. (c/s)
Ag 328.068	0.1041	ppb	0.1214	116.5	-32.7328
Al 308.215	33.4228	ppb	1.3287	4.0	733.288
As 188.980	2.7366	ppb	3.1022	113.4	-4.9245
B 249.678	642.283	ppb	1.4627	0.2	10773.3
Ba 389.178	34.4903	ppb	0.2825	0.8	790.747
Be 313.042	-0.0094	ppb	0.0011	12.0	-263.758
Ca 370.602	142995	ppb	393.6	0.3	391451
Cd 226.502	0.1298	ppb	0.0296	22.8	29.8795
Co 228.615	0.0171	ppb	0.3862	2262.2	8.7499
Cr 267.716	1613.37	ppb	1.5539	0.1	89179.4
Cu 324.754	0.0126	ppb	0.0730	579.3	236.980
Fe 271.441	603.998	ppb	2.8302	0.5	979.896
K 766.491	1029.31	ppb	0.3511	0.0	45877.6
Mg 279.078	63506.4	ppb	23.1366	0.0	173229
Mn 257.610	35.6556	ppb	0.1234	0.3	7116.98
Mo 202.032	0.3633	ppb	0.1992	54.8	8.8385
Na 330.237	57304.0	ppb	18.8399	0.0	2763.88
Ni 231.604	3.0443	ppb	0.9770	32.1	3.1282
Pb 220.353	0.2671	ppb	1.4511	543.2	8.9998
Sb 206.834	2.2958	ppb	0.6175	26.9	16.0368
Se 196.026	6.9724	ppb	3.2940	47.2	5.0570
Sn 189.925	0.8183	ppb	2.7447	335.4	-4.9057
Sr 216.596	439.578	ppb	0.5143	0.1	5550.75
Ti 334.941	0.2676	ppb	0.0276	10.3	141.087
Tl 190.794	1.5257	ppb	1.5320	100.4	-7.1388
V 292.401	1.1107	ppb	0.2358	21.2	-56.7760
Zn 206.200	7.3257	ppb	0.4646	6.3	3.9569

680-106245-b-2-a (Samp) **10/22/2014, 2:33:26 PM** **Rack 1, Tube 11**

Weight: 1 **Volume: 1** **Dilution: 1**

Label	Replicates	Concentration	
Ag 328.068	0.3370	0.0681u	0.1221
Al 308.215	27.4661	26.6747	27.6139
As 188.980	-0.2042u	3.7060	5.3787

Label	Replicates Concentration		
B 249.678	223.079	222.406	220.820
Ba 389.178	189.815	189.293	189.748
Be 313.042	-0.0230u	-0.0222u	-0.0172u
Ca 370.602	110647	111105	111225
Cd 226.502	0.3822	0.3562	0.3342
Co 228.615	0.0133u	0.1849u	0.0466u
Cr 267.716	7.2099	6.9886	7.0717
Cu 324.754	0.0884	0.0352	0.0717
Fe 271.441	30.7325	34.6083	27.4164
K 766.491	15211.8	15220.3	15197.1
Mg 279.078	24652.4	24661.0	24675.5
Mn 257.610	6.4230	6.5203	6.4626
Mo 202.032	104.337	103.854	103.994
Na 330.237	30827.7	30526.5	31016.7
Ni 231.604	3.7618	0.9986	2.5227
Pb 220.353	0.9469	1.2690	2.4773
Sb 206.834	0.3692u	2.5964	1.8099
Se 196.026	-7.4230u	-4.6906u	2.9602
Sn 189.925	1.4885	1.6927	2.8481
Sr 216.596	277.157	277.984	277.455
Ti 334.941	0.4770	0.5610	0.5277
Tl 190.794	-0.2542u	-0.8227u	3.6953
V 292.401	1.5877	1.3812	1.8889
Zn 206.200	3.8290	4.8610	4.5755

Label	Sol'n Conc.	Units	SD	%RSD	Int. (c/s)
Ag 328.068	0.1757	ppb	0.1423	81.0	-20.4461
Al 308.215	27.2516	ppb	0.5050	1.9	696.181
As 188.980	2.9602	ppb	2.8652	96.8	-4.8009
B 249.678	222.102	ppb	1.1600	0.5	3756.36
Ba 389.178	189.619	ppb	0.2842	0.1	4209.63
Be 313.042	-0.0208	ppb	0.0031	15.1	-307.145
Ca 370.602	110992	ppb	304.7	0.3	303852
Cd 226.502	0.3575	ppb	0.0240	6.7	37.2010
Co 228.615	0.0816	ppb	0.0910	111.5	2.9370
Cr 267.716	7.0901	ppb	0.1118	1.6	424.270
Cu 324.754	0.0651	ppb	0.0272	41.8	244.768
Fe 271.441	30.9191	ppb	3.5996	11.6	65.4611
K 766.491	15209.7	ppb	11.7720	0.1	674413
Mg 279.078	24663.0	ppb	11.7013	0.0	67288.9
Mn 257.610	6.4686	ppb	0.0489	0.8	1415.56
Mo 202.032	104.062	ppb	0.2484	0.2	718.057
Na 330.237	30790.3	ppb	247.210	0.8	1496.00
Ni 231.604	2.4277	ppb	1.3840	57.0	1.1636
Pb 220.353	1.5644	ppb	0.8068	51.6	9.5549
Sb 206.834	1.5918	ppb	1.1295	71.0	-5.5346
Se 196.026	-3.0511	ppb	5.3823	176.4	0.5908
Sn 189.925	2.0098	ppb	0.7332	36.5	-4.0130
Sr 216.596	277.532	ppb	0.4186	0.2	3512.66
Ti 334.941	0.5219	ppb	0.0423	8.1	149.308
Tl 190.794	0.8728	ppb	2.4608	281.9	-8.1395
V 292.401	1.6192	ppb	0.2553	15.8	6.4935
Zn 206.200	4.4218	ppb	0.5328	12.1	5.7927

IDOC (Samp) **10/22/2014, 2:37:44 PM** **Rack 1, Tube 12**

Weight: 1 **Volume: 1** **Dilution: 1**

Label	Replicates Concentration		
Ag 328.068	50.9111	50.5352	50.5385
Al 308.215	4785.55	4779.04	4818.23
As 188.980	99.8283	93.4305	98.2696
B 249.678	205.999	205.576	204.887
Ba 389.178	97.9026	98.2254	97.9791
Be 313.042	51.0075	50.8801	50.8876
Ca 370.602	4947	4915	4921
Cd 226.502	50.7912	50.6433	50.5697
Co 228.615	50.5651	49.9307	50.4403
Cr 267.716	100.009	99.7241	99.9209
Cu 324.754	101.199	99.4376	101.401
Fe 271.441	4900.03	4896.73	4905.08
K 766.491	5036.54	5012.12	5000.96
Mg 279.078	4857.95	4850.19	4863.80
Mn 257.610	517.365	514.458	514.621
Mo 202.032	96.4420	97.8895	99.4564
Na 330.237	4558.35	4727.56	4768.87
Ni 231.604	99.5136	99.4209	99.4547
Pb 220.353	501.807	503.571	498.420
Sb 206.834	48.4488	49.7843	49.9211
Se 196.026	99.8356	99.7407	101.168
Sn 189.925	199.923	193.646	194.532
Sr 216.596	98.6773	98.3582	99.2444
Ti 334.941	98.9791	98.2560	98.7109
Tl 190.794	41.5711	41.1093	38.8122
V 292.401	99.5009	98.9030	98.9533
Zn 206.200	99.1400	101.569	103.242

Label	Sol'n Conc.	Units	SD	%RSD	Int. (c/s)
Ag 328.068	50.6616	ppb	0.2161	0.4	4306.13
Al 308.215	4794.28	ppb	20.9997	0.4	33512.4
As 188.980	97.1761	ppb	3.3361	3.4	58.2767
B 249.678	205.488	ppb	0.5612	0.3	3468.26
Ba 389.178	98.0357	ppb	0.1687	0.2	2134.56
Be 313.042	50.9250	ppb	0.0715	0.1	92895.5
Ca 370.602	4928	ppb	17.22	0.3	13506
Cd 226.502	50.6681	ppb	0.1128	0.2	2244.68
Co 228.615	50.3120	ppb	0.3361	0.7	583.499
Cr 267.716	99.8847	ppb	0.1459	0.1	5554.60
Cu 324.754	100.679	ppb	1.0801	1.1	7669.24
Fe 271.441	4900.61	ppb	4.2058	0.1	7818.78
K 766.491	5016.54	ppb	18.1963	0.4	222608
Mg 279.078	4857.31	ppb	6.8267	0.1	13258.9
Mn 257.610	515.481	ppb	1.6334	0.3	96255.9
Mo 202.032	97.9293	ppb	1.5076	1.5	675.780
Na 330.237	4684.93	ppb	111.549	2.4	243.829
Ni 231.604	99.4631	ppb	0.0469	0.0	302.793
Pb 220.353	501.266	ppb	2.6176	0.5	802.190
Sb 206.834	49.3847	ppb	0.8134	1.6	65.8246
Se 196.026	100.248	ppb	0.7981	0.8	46.6525
Sn 189.925	196.033	ppb	3.3970	1.7	142.784
Sr 216.596	98.7599	ppb	0.4488	0.5	1242.52

Label	Sol'n Conc.	Units	SD	%RSD	Int. (c/s)
Ti 334.941	98.6487	ppb	0.3656	0.4	29456.7
Tl 190.794	40.4975	ppb	1.4777	3.6	35.0103
V 292.401	99.1191	ppb	0.3317	0.3	2502.36
Zn 206.200	101.317	ppb	2.0628	2.0	111.156

Cont Calib Verif (CCV) **10/22/2014, 2:42:00 PM** **Rack 1, Tube 13**

Weight: 1 **Volume: 1** **Dilution: 1**

Label	Replicates Concentration		
Ag 328.068	507.499	509.955	510.098
Al 308.215	4850.84	4857.28	4860.32
As 188.980	477.276	482.638	487.066
B 249.678	498.347	499.139	501.839
Ba 389.178	4986.97	4987.77	4988.71
Be 313.042	502.791	501.463	503.019
Ca 370.602	5079	5088	5092
Cd 226.502	506.648	506.289	505.962
Co 228.615	512.235	510.429	511.657
Cr 267.716	5029.07	5023.84	5032.81
Cu 324.754	5127.39	5102.49	5061.66
Fe 271.441	4969.33	4964.31	4959.56
K 766.491	10203.3	10212.6	10212.3
Mg 279.078	4956.44	4958.02	4948.92
Mn 257.610	5190.96	5171.89	5169.35
Mo 202.032	499.451	500.161	500.574
Na 330.237	7555.53	7615.85	7449.96
Ni 231.604	2562.75	2555.75	2554.09
Pb 220.353	509.506	507.506	510.141
Sb 206.834	981.304	977.626	973.825
Se 196.026	5015.94	5014.79	5030.69
Sn 189.925	5043.78	5051.30	5079.88
Sr 216.596	2517.13	2515.49	2517.44
Ti 334.941	492.072	492.880	493.654
Tl 190.794	5129.71	5120.76	5120.43
V 292.401	5012.15	5012.45	5019.12
Zn 206.200	2530.63	2536.64	2532.14

Label	Sol'n Conc.	Units	SD	%RSD	Int. (c/s)	QC Value
Ag 328.068	509.184	ppb	1.4609	0.3	43475.2	101.83678
Al 308.215	4856.15	ppb	4.8430	0.1	34455.2	97.12292
As 188.980	482.327	ppb	4.9023	1.0	315.940	96.46534
B 249.678	499.775	ppb	1.8310	0.4	8397.21	99.95506
Ba 389.178	4987.82	ppb	0.8741	0.0	111614	99.75634
Be 313.042	502.424	ppb	0.8402	0.2	919319	100.48490
Ca 370.602	5087	ppb	6.354	0.1	14256	101.73069
Cd 226.502	506.299	ppb	0.3432	0.1	22069.6	101.25990
Co 228.615	511.440	ppb	0.9223	0.2	5894.10	102.28802
Cr 267.716	5028.57	ppb	4.5094	0.1	277852	100.57149
Cu 324.754	5097.18	ppb	33.1847	0.7	376290	101.94356
Fe 271.441	4964.40	ppb	4.8837	0.1	8026.42	99.28801
K 766.491	10209.4	ppb	5.3046	0.1	452777	102.09393
Mg 279.078	4954.46	ppb	4.8629	0.1	13429.0	99.08926
Mn 257.610	5177.40	ppb	11.8107	0.2	965962	103.54797
Mo 202.032	500.062	ppb	0.5684	0.1	3420.62	100.01241

Label	Sol'n Conc.	Units	SD	%RSD	Int. (c/s)	QC Value
Na 330.237	7540.45	ppb	83.9663	1.1	319.621	100.53931
Ni 231.604	2557.53	ppb	4.5937	0.2	7934.99	102.30116
Pb 220.353	509.051	ppb	1.3749	0.3	818.621	101.81021
Sb 206.834	977.585	ppb	3.7400	0.4	1475.04	97.75850
Se 196.026	5020.47	ppb	8.8673	0.2	2234.24	100.40947
Sn 189.925	5058.32	ppb	19.0446	0.4	3821.78	101.16636
Sr 216.596	2516.69	ppb	1.0504	0.0	31366.1	100.66740
Ti 334.941	492.869	ppb	0.7912	0.2	147329	98.57375
Tl 190.794	5123.63	ppb	5.2676	0.1	5588.83	102.47269
V 292.401	5014.57	ppb	3.9396	0.1	128061	100.29147
Zn 206.200	2533.14	ppb	3.1275	0.1	2753.13	101.32541

Cont Calib Blank (CCB) **10/22/2014, 2:46:14 PM** **Rack 1, Tube 14**

Weight: 1 **Volume: 1** **Dilution: 1**

Label	Replicates	Concentration	
Ag 328.068	0.1527	0.4926	0.1664
Al 308.215	3.1140	4.2382	3.7444
As 188.980	1.8827	2.0336	-1.6973u
B 249.678	11.8813	10.9253	10.0106
Ba 389.178	0.7409	0.1744	1.1316
Be 313.042	0.0585	0.0868	0.0924
Ca 370.602	7.436	9.014	8.769
Cd 226.502	0.1467	0.1049	0.1491
Co 228.615	0.1728	0.2718	0.2572
Cr 267.716	0.8350	1.1882	1.1378
Cu 324.754	0.5008	1.0739	1.1312
Fe 271.441	1.8736	3.3062	4.7206
K 766.491	2.0787	3.5913	2.8816
Mg 279.078	1.5687	3.0048	6.0462
Mn 257.610	0.7530	1.2272	1.2568
Mo 202.032	1.4589	1.2136	1.0642
Na 330.237	72.5773	-31.3011u	80.3230
Ni 231.604	0.9347	1.0733	1.8432
Pb 220.353	-1.0250u	2.6033	0.2158
Sb 206.834	0.2081	1.0028	2.1980
Se 196.026	4.3669	2.5162	0.3061
Sn 189.925	0.3777	0.4346	0.1019
Sr 216.596	-0.0213u	0.7609	1.0117
Ti 334.941	0.1847	0.2040	0.2282
Tl 190.794	1.8154	5.3481	1.1719
V 292.401	0.6751	1.2015	1.2815
Zn 206.200	0.9612	0.9372	0.9563

Label	Sol'n Conc.	Units	SD	%RSD	Int. (c/s)	QC Value
Ag 328.068	0.2706	ppb	0.1924	71.1	-2.1792	0.27059
Al 308.215	3.6989	ppb	0.5635	15.2	527.927	3.69886
As 188.980	0.7397	ppb	2.1118	285.5	-6.2576	0.73967
B 249.678	10.9391	ppb	0.9355	8.6	229.408	10.93906
Ba 389.178	0.6823	ppb	0.4813	70.5	-55.0542	0.68230
Be 313.042	0.0792	ppb	0.0182	22.9	-141.219	0.07923
Ca 370.602	8.406	ppb	0.8494	10.1	40.55	8.40627
Cd 226.502	0.1335	ppb	0.0249	18.6	27.1905	0.13354
Co 228.615	0.2339	ppb	0.0535	22.9	7.4914	0.23393

Label	Sol'n Conc.	Units	SD	%RSD	Int. (c/s)	QC Value
Cr 267.716	1.0537	ppb	0.1910	18.1	90.0611	1.05367
Cu 324.754	0.9020	ppb	0.3486	38.7	302.349	0.90197
Fe 271.441	3.3001	ppb	1.4235	43.1	21.4197	3.30013
K 766.491	2.8506	ppb	0.7568	26.5	380.489	2.85056
Mg 279.078	3.5399	ppb	2.2862	64.6	33.2293	3.53989
Mn 257.610	1.0790	ppb	0.2827	26.2	246.809	1.07903
Mo 202.032	1.2456	ppb	0.1993	16.0	14.8987	1.24556
Na 330.237	40.5331	ppb	62.3307	153.8	25.5662	40.53310
Ni 231.604	1.2837	ppb	0.4894	38.1	-2.3919	1.28374
Pb 220.353	0.5980	ppb	1.8441	308.4	8.1568	0.59803
Sb 206.834	1.1363	ppb	1.0016	88.1	-4.4100	1.13634
Se 196.026	2.3964	ppb	2.0330	84.8	3.0101	2.39639
Sn 189.925	0.3047	ppb	0.1779	58.4	-5.3131	0.30473
Sr 216.596	0.5838	ppb	0.5388	92.3	12.4024	0.58377
Ti 334.941	0.2056	ppb	0.0218	10.6	12.7671	0.20562
Tl 190.794	2.7784	ppb	2.2485	80.9	-5.7103	2.77844
V 292.401	1.0527	ppb	0.3295	31.3	8.2928	1.05271
Zn 206.200	0.9515	ppb	0.0127	1.3	2.0206	0.95155

IDOC (Samp) **10/22/2014, 2:50:29 PM** **Rack 1, Tube 15**

Weight: 1 **Volume: 1** **Dilution: 1**

Label	Replicates Concentration		
Ag 328.068	51.3573	51.4092	51.8042
Al 308.215	4858.54	4846.58	4853.90
As 188.980	99.0137	99.5332	99.0726
B 249.678	203.588	203.382	203.778
Ba 389.178	99.7229	99.8748	100.172
Be 313.042	51.8245	51.7786	51.9270
Ca 370.602	5020	5014	5023
Cd 226.502	51.7397	51.4885	51.6804
Co 228.615	50.7382	51.7108	51.7531
Cr 267.716	101.967	101.555	101.724
Cu 324.754	102.413	102.929	103.151
Fe 271.441	5002.26	4992.38	5012.68
K 766.491	5080.23	5074.54	5091.33
Mg 279.078	4946.36	4928.36	4933.72
Mn 257.610	528.312	527.147	527.663
Mo 202.032	99.4525	99.5193	99.4901
Na 330.237	4628.81	4659.98	4961.40
Ni 231.604	100.460	101.971	100.977
Pb 220.353	508.764	510.636	507.408
Sb 206.834	52.8111	51.2413	45.7512
Se 196.026	97.2361	102.286	100.378
Sn 189.925	200.550	204.589	196.458
Sr 216.596	99.9724	100.161	100.690
Ti 334.941	99.8526	99.6293	100.494
Tl 190.794	41.8944	42.7384	43.1102
V 292.401	101.077	100.952	101.228
Zn 206.200	103.924	103.474	102.370

Label	Sol'n Conc.	Units	SD	%RSD	Int. (c/s)
Ag 328.068	51.5235	ppb	0.2444	0.5	4379.84
Al 308.215	4853.01	ppb	6.0321	0.1	33916.9

Label	Sol'n Conc.	Units	SD	%RSD	Int. (c/s)
As 188.980	99.2065	ppb	0.2844	0.3	59.6352
B 249.678	203.583	ppb	0.1981	0.1	3436.23
Ba 389.178	99.9234	ppb	0.2287	0.2	2176.99
Be 313.042	51.8434	ppb	0.0760	0.1	94575.8
Ca 370.602	5019	ppb	4.505	0.1	13754
Cd 226.502	51.6362	ppb	0.1313	0.3	2287.18
Co 228.615	51.4007	ppb	0.5741	1.1	596.013
Cr 267.716	101.749	ppb	0.2068	0.2	5657.66
Cu 324.754	102.831	ppb	0.3790	0.4	7828.07
Fe 271.441	5002.44	ppb	10.1514	0.2	7980.90
K 766.491	5082.03	ppb	8.5391	0.2	225511
Mg 279.078	4936.15	ppb	9.2424	0.2	13473.7
Mn 257.610	527.707	ppb	0.5840	0.1	98537.4
Mo 202.032	99.4873	ppb	0.0335	0.0	686.429
Na 330.237	4750.06	ppb	183.687	3.9	246.873
Ni 231.604	101.136	ppb	0.7680	0.8	307.995
Pb 220.353	508.936	ppb	1.6212	0.3	814.356
Sb 206.834	49.9345	ppb	3.7069	7.4	66.6249
Se 196.026	99.9667	ppb	2.5500	2.6	46.5303
Sn 189.925	200.532	ppb	4.0654	2.0	146.188
Sr 216.596	100.274	ppb	0.3722	0.4	1261.49
Ti 334.941	99.9921	ppb	0.4491	0.4	29858.5
Tl 190.794	42.5810	ppb	0.6230	1.5	37.2750
V 292.401	101.086	ppb	0.1382	0.1	2552.45
Zn 206.200	103.256	ppb	0.7995	0.8	113.266

IDOC (Samp) **10/22/2014, 2:54:44 PM** **Rack 1, Tube 16**

Weight: 1 **Volume: 1** **Dilution: 1**

Label	Replicates Concentration		
Ag 328.068	50.2401	50.3641	50.6276
Al 308.215	4664.13	4717.40	4715.98
As 188.980	94.9266	99.5871	95.4560
B 249.678	196.232	197.630	197.887
Ba 389.178	95.0482	95.8864	95.7630
Be 313.042	49.7113	49.7956	49.8655
Ca 370.602	4825	4863	4888
Cd 226.502	49.5368	49.7387	49.9972
Co 228.615	49.2287	50.0179	49.4790
Cr 267.716	97.7682	97.9574	98.4602
Cu 324.754	97.7665	98.0777	99.0244
Fe 271.441	4802.83	4815.20	4801.18
K 766.491	4892.04	4899.57	4907.89
Mg 279.078	4760.73	4766.82	4780.31
Mn 257.610	506.336	509.673	511.987
Mo 202.032	96.1724	96.3750	96.3732
Na 330.237	4474.65	4573.86	4571.92
Ni 231.604	95.4727	98.9564	98.1369
Pb 220.353	490.061	491.770	493.408
Sb 206.834	45.3936	47.8193	50.1956
Se 196.026	100.662	85.9913	96.2998
Sn 189.925	187.958	188.129	192.746
Sr 216.596	95.5979	96.4687	96.6097
Ti 334.941	96.3604	96.5744	96.6136

Label	Replicates Concentration		
Tl 190.794	42.2096	40.4182	40.5792
V 292.401	96.8518	97.1363	97.5670
Zn 206.200	100.582	103.597	102.685

Label	Sol'n Conc.	Units	SD	%RSD	Int. (c/s)
Ag 328.068	50.4106	ppb	0.1979	0.4	4284.73
Al 308.215	4699.17	ppb	30.3528	0.6	32857.6
As 188.980	96.6566	ppb	2.5517	2.6	57.9292
B 249.678	197.250	ppb	0.8908	0.5	3330.88
Ba 389.178	95.5658	ppb	0.4525	0.5	2079.06
Be 313.042	49.7908	ppb	0.0772	0.2	90820.0
Ca 370.602	4859	ppb	31.56	0.6	13316
Cd 226.502	49.7575	ppb	0.2308	0.5	2204.69
Co 228.615	49.5752	ppb	0.4033	0.8	575.015
Cr 267.716	98.0620	ppb	0.3576	0.4	5453.80
Cu 324.754	98.2895	ppb	0.6552	0.7	7492.81
Fe 271.441	4806.41	ppb	7.6648	0.2	7668.78
K 766.491	4899.83	ppb	7.9279	0.2	217435
Mg 279.078	4769.29	ppb	10.0228	0.2	13019.1
Mn 257.610	509.332	ppb	2.8407	0.6	95107.8
Mo 202.032	96.3069	ppb	0.1164	0.1	664.691
Na 330.237	4540.14	ppb	56.7280	1.2	236.921
Ni 231.604	97.5220	ppb	1.8214	1.9	296.759
Pb 220.353	491.746	ppb	1.6738	0.3	787.092
Sb 206.834	47.8028	ppb	2.4011	5.0	63.5152
Se 196.026	94.3177	ppb	7.5336	8.0	44.0137
Sn 189.925	189.611	ppb	2.7162	1.4	137.925
Sr 216.596	96.2255	ppb	0.5480	0.6	1210.77
Ti 334.941	96.5161	ppb	0.1363	0.1	28818.9
Tl 190.794	41.0690	ppb	0.9911	2.4	35.6417
V 292.401	97.1850	ppb	0.3601	0.4	2453.20
Zn 206.200	102.288	ppb	1.5458	1.5	112.229

IDOC (Samp) **10/22/2014, 2:59:00 PM** **Rack 1, Tube 17**
Weight: 1 **Volume: 1** **Dilution: 1**

Label	Replicates Concentration		
Ag 328.068	47.8637	47.8625	47.7101
Al 308.215	4862.84	4846.04	4851.96
As 188.980	104.724	99.1201	100.169
B 249.678	204.232	202.847	204.150
Ba 389.178	99.9698	99.3578	99.5062
Be 313.042	51.8629	51.6345	51.7679
Ca 370.602	5021	5003	4995
Cd 226.502	51.7524	51.3618	51.4903
Co 228.615	52.3449	50.7751	51.1180
Cr 267.716	102.293	101.382	101.685
Cu 324.754	103.192	101.514	102.057
Fe 271.441	5004.28	4971.81	5004.45
K 766.491	5099.23	5070.81	5097.25
Mg 279.078	4950.08	4923.77	4932.32
Mn 257.610	528.148	524.970	525.228
Mo 202.032	100.476	98.7311	100.066
Na 330.237	4787.60	4975.33	4840.37

Label	Replicates Concentration		
Ni 231.604	101.454	102.474	102.288
Pb 220.353	508.149	510.911	509.861
Sb 206.834	48.4270	53.4261	52.5026
Se 196.026	99.2040	100.079	99.0389
Sn 189.925	199.240	196.114	197.514
Sr 216.596	100.133	100.080	99.5738
Ti 334.941	100.056	99.5213	99.8331
Tl 190.794	42.7479	39.9803	43.6169
V 292.401	101.352	100.712	100.715
Zn 206.200	105.600	103.007	105.106

Label	Sol'n Conc.	Units	SD	%RSD	Int. (c/s)
Ag 328.068	47.8121	ppb	0.0883	0.2	4062.44
Al 308.215	4853.62	ppb	8.5228	0.2	33921.1
As 188.980	101.338	ppb	2.9790	2.9	61.0617
B 249.678	203.743	ppb	0.7771	0.4	3438.94
Ba 389.178	99.6113	ppb	0.3193	0.3	2170.00
Be 313.042	51.7551	ppb	0.1148	0.2	94414.3
Ca 370.602	5007	ppb	13.30	0.3	13721
Cd 226.502	51.5348	ppb	0.1990	0.4	2282.73
Co 228.615	51.4127	ppb	0.8254	1.6	596.146
Cr 267.716	101.787	ppb	0.4636	0.5	5659.76
Cu 324.754	102.254	ppb	0.8561	0.8	7785.54
Fe 271.441	4993.51	ppb	18.7972	0.4	7966.69
K 766.491	5089.10	ppb	15.8653	0.3	225824
Mg 279.078	4935.39	ppb	13.4217	0.3	13471.7
Mn 257.610	526.116	ppb	1.7651	0.3	98240.5
Mo 202.032	99.7579	ppb	0.9125	0.9	688.280
Na 330.237	4867.77	ppb	96.8159	2.0	252.500
Ni 231.604	102.072	ppb	0.5435	0.5	310.900
Pb 220.353	509.640	ppb	1.3944	0.3	815.472
Sb 206.834	51.4519	ppb	2.6600	5.2	68.8428
Se 196.026	99.4405	ppb	0.5587	0.6	46.2962
Sn 189.925	197.623	ppb	1.5657	0.8	143.987
Sr 216.596	99.9289	ppb	0.3086	0.3	1257.14
Ti 334.941	99.8034	ppb	0.2685	0.3	29802.1
Tl 190.794	42.1151	ppb	1.8991	4.5	36.7674
V 292.401	100.926	ppb	0.3687	0.4	2548.36
Zn 206.200	104.571	ppb	1.3768	1.3	114.703

CRI (Samp) **10/22/2014, 3:03:15 PM** **Rack 1, Tube 18**

Weight: 1 **Volume: 1** **Dilution: 1**

Label	Replicates Concentration		
Ag 328.068	5.3174	5.5559	5.5009
Al 308.215	104.255	104.570	103.324
As 188.980	9.4315	7.2687	8.2180
B 249.678	57.2336	57.1663	56.1538
Ba 389.178	4.9746	5.1630	4.6300
Be 313.042	2.0955	2.0951	2.0990
Ca 370.602	264.9	266.5	265.8
Cd 226.502	2.8042	2.6339	2.5382
Co 228.615	5.3848	5.2711	5.4915
Cr 267.716	5.3356	5.0789	5.4594

Label	Replicates Concentration		
Cu 324.754	10.9274	10.6726	10.7649
Fe 271.441	28.1192	28.2999	22.7329
K 766.491	542.546	542.001	541.565
Mg 279.078	259.540	263.592	260.112
Mn 257.610	5.6274	5.6361	5.6620
Mo 202.032	5.3132	4.9945	5.4111
Na 330.237	627.518	402.930	593.927
Ni 231.604	20.3856	21.1484	22.0113
Pb 220.353	7.9395	6.1291	6.7463
Sb 206.834	10.1394	12.1902	10.5600
Se 196.026	7.9271	7.0822	5.1652
Sn 189.925	28.7036	26.0996	25.1443
Sr 216.596	5.9234	5.1408	5.4005
Ti 334.941	5.2352	5.2279	5.2258
Tl 190.794	13.3182	13.8394	15.9762
V 292.401	5.0335	5.6977	5.1112
Zn 206.200	10.0192	11.1204	11.6780

Label	Sol'n Conc.	Units	SD	%RSD	Int. (c/s)
Ag 328.068	5.4581	ppb	0.1249	2.3	441.340
Al 308.215	104.050	ppb	0.6482	0.6	1219.05
As 188.980	8.3061	ppb	1.0841	13.1	-1.1938
B 249.678	56.8512	ppb	0.6049	1.1	996.349
Ba 389.178	4.9225	ppb	0.2703	5.5	40.2746
Be 313.042	2.0965	ppb	0.0021	0.1	3549.96
Ca 370.602	265.7	ppb	0.7944	0.3	746.9
Cd 226.502	2.6588	ppb	0.1348	5.1	137.158
Co 228.615	5.3824	ppb	0.1102	2.0	66.7113
Cr 267.716	5.2913	ppb	0.1941	3.7	324.190
Cu 324.754	10.7883	ppb	0.1290	1.2	1031.95
Fe 271.441	26.3840	ppb	3.1632	12.0	58.8364
K 766.491	542.037	ppb	0.4917	0.1	24279.5
Mg 279.078	261.081	ppb	2.1933	0.8	735.514
Mn 257.610	5.6418	ppb	0.0180	0.3	1099.78
Mo 202.032	5.2396	ppb	0.2178	4.2	42.2082
Na 330.237	541.458	ppb	121.139	22.4	49.2686
Ni 231.604	21.1818	ppb	0.8133	3.8	59.3888
Pb 220.353	6.9383	ppb	0.9204	13.3	18.2037
Sb 206.834	10.9632	ppb	1.0832	9.9	9.9440
Se 196.026	6.7248	ppb	1.4152	21.0	4.9349
Sn 189.925	26.6492	ppb	1.8422	6.9	14.6202
Sr 216.596	5.4882	ppb	0.3986	7.3	73.1725
Ti 334.941	5.2296	ppb	0.0049	0.1	1515.39
Tl 190.794	14.3779	ppb	1.4085	9.8	6.9478
V 292.401	5.2808	ppb	0.3631	6.9	115.777
Zn 206.200	10.9392	ppb	0.8441	7.7	12.9200

ICSA (Samp) **10/22/2014, 3:07:47 PM** **Rack 1, Tube 19**
Weight: 1 **Volume: 1** **Dilution: 1**

Label	Replicates Concentration		
Ag 328.068	-0.2726u	0.3120u	0.0184u
Al 308.215	527471	527831	528578
As 188.980	-0.9708	-11.9834u	-2.0612

Label	Replicates Concentration		
B 249.678	4.8346u	5.2917u	4.2728u
Ba 389.178	2.1581	2.7565	2.7182
Be 313.042	-0.1259u	-0.1328u	-0.1277u
Ca 370.602	497569	495025	496506
Cd 226.502	4.6825	4.8748	5.4168
Co 228.615	-0.2763	-0.6119	-0.6360
Cr 267.716	0.5984	0.3706	0.5188
Cu 324.754	2.0044	1.8381	1.7689
Fe 271.441	188155	188113	188386
K 766.491	21.9125	21.9028	21.4594
Mg 279.078	510342	509688	511058
Mn 257.610	4.2192	4.1024	4.1421
Mo 202.032	1.5943	1.8290	-0.0544u
Na 330.237	-321.795u	-296.036u	-277.051u
Ni 231.604	3.2809	4.0003	1.2373
Pb 220.353	-7.6311u	-6.6101u	-5.6757u
Sb 206.834	-0.4233	-4.4377u	7.9371
Se 196.026	-15.8793u	-7.9755u	3.6994
Sn 189.925	-2.7048u	-2.0268u	0.8434
Sr 216.596	5.6130	6.2622	6.8590
Ti 334.941	1.1456	1.1163	1.1586
Tl 190.794	-10.5021u	-11.5311u	-8.9806u
V 292.401	-5.3658u	-5.4046u	-5.4886u
Zn 206.200	15.6544	14.0809	16.7083

Label	Sol'n Conc.	Units	SD	%RSD	Int. (c/s)
Ag 328.068	0.0193	ppb	0.2923	1516.2	-63.8855
Al 308.215	527960	ppb	564.387	0.1	3633362
As 188.980	-5.0052	ppb	6.0679	121.2	-5.7837
B 249.678	4.7997	ppb	0.5104	10.6	-308.631
Ba 389.178	2.5443	ppb	0.3350	13.2	805.342
Be 313.042	-0.1288	ppb	0.0036	2.8	-327.604
Ca 370.602	496366	ppb	1278	0.3	1356620
Cd 226.502	4.9914	ppb	0.3808	7.6	962.358
Co 228.615	-0.5081	ppb	0.2011	39.6	11.8499
Cr 267.716	0.4959	ppb	0.1156	23.3	156.978
Cu 324.754	1.8704	ppb	0.1210	6.5	455.601
Fe 271.441	188218	ppb	146.800	0.1	299413
K 766.491	21.7582	ppb	0.2589	1.2	1218.55
Mg 279.078	510363	ppb	685.575	0.1	1391779
Mn 257.610	4.1546	ppb	0.0594	1.4	4673.28
Mo 202.032	1.1230	ppb	1.0263	91.4	5.2018
Na 330.237	-298.294	ppb	22.4574	7.5	-35.1983
Ni 231.604	2.8395	ppb	1.4334	50.5	18.7502
Pb 220.353	-6.6390	ppb	0.9780	14.7	1.8949
Sb 206.834	1.0254	ppb	6.3133	615.7	1.6862
Se 196.026	-6.7184	ppb	9.8497	146.6	0.6088
Sn 189.925	-1.2961	ppb	1.8836	145.3	-6.5248
Sr 216.596	6.2447	ppb	0.6232	10.0	506.194
Ti 334.941	1.1402	ppb	0.0217	1.9	1267.13
Tl 190.794	-10.3379	ppb	1.2832	12.4	-45.2053
V 292.401	-5.4197	ppb	0.0628	1.2	-88.5440
Zn 206.200	15.4812	ppb	1.3222	8.5	9.2023

ICSAB (Samp) **10/22/2014, 3:12:03 PM** **Rack 1, Tube 20**

Weight: 1 **Volume: 1** **Dilution: 1**

Label	Replicates Concentration		
Ag 328.068	223.354	222.855	225.916
Al 308.215	540693	540434	540310
As 188.980	102.104	102.344	104.251
B 249.678	4.0767u	4.3716u	4.7581u
Ba 389.178	511.668	511.650	513.074
Be 313.042	487.459	487.467	486.130
Ca 370.602	500121	497332	496620
Cd 226.502	958.033	956.180	954.330
Co 228.615	488.264	484.642	483.084
Cr 267.716	492.315	491.226	491.297
Cu 324.754	577.395	576.654	568.447
Fe 271.441	192776	192471	192155
K 766.491	9.2502	9.1576	8.0148
Mg 279.078	520868	519927	521213
Mn 257.610	516.651	514.216	512.882
Mo 202.032	989.473	994.770	989.778
Na 330.237	-61.6193u	-59.5474u	-119.096u
Ni 231.604	943.302	942.886	937.689
Pb 220.353	45.2089	42.6525	42.8076
Sb 206.834	622.725	629.054	629.900
Se 196.026	74.5190	58.0720	60.5354
Sn 189.925	995.569	997.208	992.426
Sr 216.596	7.5671	6.7950	7.5577
Ti 334.941	0.3753	0.4008	0.4176
Tl 190.794	85.2401	90.5692	88.5517
V 292.401	485.375	483.810	483.341
Zn 206.200	951.118	949.670	938.408

Label	Sol'n Conc.	Units	SD	%RSD	Int. (c/s)
Ag 328.068	224.042	ppb	1.6421	0.7	19098.6
Al 308.215	540479	ppb	195.503	0.0	3719607
As 188.980	102.900	ppb	1.1764	1.1	66.2805
B 249.678	4.4021	ppb	0.3417	7.8	-315.740
Ba 389.178	512.131	ppb	0.8170	0.2	12240.3
Be 313.042	487.019	ppb	0.7696	0.2	891007
Ca 370.602	498024	ppb	1850	0.4	1361126
Cd 226.502	956.181	ppb	1.8513	0.2	42364.5
Co 228.615	485.330	ppb	2.6579	0.5	5574.68
Cr 267.716	491.612	ppb	0.6091	0.1	27282.3
Cu 324.754	574.165	ppb	4.9660	0.9	42718.6
Fe 271.441	192467	ppb	310.561	0.2	306238
K 766.491	8.8075	ppb	0.6881	7.8	644.526
Mg 279.078	520670	ppb	665.657	0.1	1419874
Mn 257.610	514.583	ppb	1.9114	0.4	99995.4
Mo 202.032	991.340	ppb	2.9740	0.3	6776.56
Na 330.237	-80.0875	ppb	33.7980	42.2	-48.9392
Ni 231.604	941.292	ppb	3.1275	0.3	2932.20
Pb 220.353	43.5563	ppb	1.4333	3.3	80.5271
Sb 206.834	627.226	ppb	3.9212	0.6	906.054
Se 196.026	64.3755	ppb	8.8705	13.8	32.3534
Sn 189.925	995.067	ppb	2.4301	0.2	747.363
Sr 216.596	7.3066	ppb	0.4431	6.1	489.025

Label	Sol'n Conc.	Units	SD	%RSD	Int. (c/s)
Ti 334.941	0.3979	ppb	0.0213	5.3	1070.73
Tl 190.794	88.1203	ppb	2.6906	3.1	60.7537
V 292.401	484.176	ppb	1.0647	0.2	12268.0
Zn 206.200	946.398	ppb	6.9577	0.7	1024.69

Cont Calib Verif (CCV) **10/22/2014, 3:16:19 PM** **Rack 1, Tube 25**

Weight: 1 **Volume: 1** **Dilution: 1**

Label	Replicates Concentration		
Ag 328.068	503.202	500.693	502.170
Al 308.215	4856.17	4842.45	4831.54
As 188.980	481.505	482.859	481.944
B 249.678	487.736	488.322	490.637
Ba 389.178	4932.80	4915.72	4912.12
Be 313.042	498.626	495.378	494.015
Ca 370.602	4888	4876	4880
Cd 226.502	500.371	499.693	499.521
Co 228.615	501.057	500.224	500.397
Cr 267.716	4936.18	4926.24	4923.32
Cu 324.754	4999.77	5088.52	5064.49
Fe 271.441	4932.82	4907.51	4914.97
K 766.491	10226.0	10173.2	10124.2
Mg 279.078	4911.70	4892.37	4895.70
Mn 257.610	4994.17	4970.20	4969.30
Mo 202.032	492.539	494.871	494.581
Na 330.237	7293.26	7520.68	7513.70
Ni 231.604	2536.92	2528.01	2533.32
Pb 220.353	503.388	500.393	505.761
Sb 206.834	969.117	958.987	964.834
Se 196.026	5043.27	5021.16	4987.95
Sn 189.925	4953.13	4974.18	4976.62
Sr 216.596	2482.78	2463.40	2485.50
Ti 334.941	489.069	487.443	485.780
Tl 190.794	5033.01	5031.03	5016.98
V 292.401	4893.87	4871.05	4865.04
Zn 206.200	2496.38	2485.39	2498.13

Label	Sol'n Conc.	Units	SD	%RSD	Int. (c/s)	QC Value
Ag 328.068	502.021	ppb	1.2610	0.3	42861.3	100.40427
Al 308.215	4843.38	ppb	12.3414	0.3	34362.3	96.86770
As 188.980	482.103	ppb	0.6904	0.1	315.791	96.42055
B 249.678	488.898	ppb	1.5336	0.3	8215.71	97.77965
Ba 389.178	4920.22	ppb	11.0489	0.2	110100	98.40433
Be 313.042	496.006	ppb	2.3692	0.5	907572	99.20125
Ca 370.602	4881	ppb	6.075	0.1	13691	97.62163
Cd 226.502	499.862	ppb	0.4496	0.1	21789.4	99.97238
Co 228.615	500.559	ppb	0.4394	0.1	5768.80	100.11187
Cr 267.716	4928.58	ppb	6.7394	0.1	272327	98.57161
Cu 324.754	5050.93	ppb	45.9037	0.9	372878	101.01855
Fe 271.441	4918.44	ppb	13.0064	0.3	7952.00	98.36872
K 766.491	10174.5	ppb	50.9032	0.5	451229	101.74461
Mg 279.078	4899.93	ppb	10.3348	0.2	13281.5	97.99851
Mn 257.610	4977.89	ppb	14.1044	0.3	928742	99.55782
Mo 202.032	493.997	ppb	1.2708	0.3	3379.20	98.79935

Label	Sol'n Conc.	Units	SD	%RSD	Int. (c/s)	QC Value
Na 330.237	7442.55	ppb	129.332	1.7	315.632	99.23397
Ni 231.604	2532.75	ppb	4.4851	0.2	7858.05	101.30995
Pb 220.353	503.181	ppb	2.6903	0.5	809.278	100.63617
Sb 206.834	964.313	ppb	5.0850	0.5	1455.29	96.43130
Se 196.026	5017.46	ppb	27.8462	0.6	2232.89	100.34921
Sn 189.925	4967.98	ppb	12.9129	0.3	3753.43	99.35956
Sr 216.596	2477.23	ppb	12.0523	0.5	30874.0	99.08918
Ti 334.941	487.431	ppb	1.6448	0.3	145703	97.48614
Tl 190.794	5027.01	ppb	8.7390	0.2	5483.32	100.54013
V 292.401	4876.65	ppb	15.2119	0.3	124532	97.53307
Zn 206.200	2493.30	ppb	6.9059	0.3	2709.68	99.73180

Cont Calib Blank (CCB) **10/22/2014, 3:20:33 PM** **Rack 1, Tube 26**

Weight: 1 **Volume: 1** **Dilution: 1**

Label	Replicates	Concentration	
Ag 328.068	0.2079	0.0582	0.2663
Al 308.215	10.3843	7.9592	11.5749
As 188.980	-0.3916u	-0.1704u	1.8624
B 249.678	8.7781	7.7026	6.9521
Ba 389.178	1.0873	0.4876	1.0412
Be 313.042	0.0448	0.0449	0.0539
Ca 370.602	9.194	13.49	15.62
Cd 226.502	0.3472	0.1382	0.2500
Co 228.615	0.7662	-0.4001u	0.1790
Cr 267.716	0.5944	0.4853	0.6466
Cu 324.754	0.6354	0.6658	0.6200
Fe 271.441	6.8482	8.3687	4.0171
K 766.491	1.4766	0.4665	1.7076
Mg 279.078	9.1649	11.5261	14.4299
Mn 257.610	0.5709	0.5815	0.7272
Mo 202.032	1.9037	1.8913	1.0051
Na 330.237	257.818	101.593	35.5030
Ni 231.604	0.8789	2.1516	1.9071
Pb 220.353	1.8929	-0.1563u	-0.2572u
Sb 206.834	4.1478	0.2686	-0.1059u
Se 196.026	6.6240	9.5223	4.7753
Sn 189.925	-1.2635u	2.7748	-0.3852u
Sr 216.596	0.5394	-0.0623u	0.4492
Ti 334.941	0.1083	0.1407	0.1519
Tl 190.794	5.4954	2.1092	3.7756
V 292.401	0.6745	0.7375	0.7547
Zn 206.200	1.5690	1.1307	0.4422

Label	Sol'n Conc.	Units	SD	%RSD	Int. (c/s)	QC Value
Ag 328.068	0.1775	ppb	0.1074	60.5	-10.1343	0.17747
Al 308.215	9.9728	ppb	1.8426	18.5	571.087	9.97278
As 188.980	0.4335	ppb	1.2425	286.6	-6.4627	0.43347
B 249.678	7.8109	ppb	0.9178	11.8	177.153	7.81095
Ba 389.178	0.8720	ppb	0.3337	38.3	-50.7915	0.87204
Be 313.042	0.0479	ppb	0.0052	10.9	-198.709	0.04787
Ca 370.602	12.77	ppb	3.273	25.6	52.39	12.76802
Cd 226.502	0.2451	ppb	0.1046	42.7	32.0627	0.24514
Co 228.615	0.1817	ppb	0.5832	321.0	6.8749	0.18169

Label	Sol'n Conc.	Units	SD	%RSD	Int. (c/s)	QC Value
Cr 267.716	0.5754	ppb	0.0823	14.3	63.6395	0.57543
Cu 324.754	0.6404	ppb	0.0233	3.6	283.076	0.64042
Fe 271.441	6.4113	ppb	2.2085	34.4	26.3814	6.41135
K 766.491	1.2169	ppb	0.6600	54.2	308.079	1.21691
Mg 279.078	11.7070	ppb	2.6372	22.5	55.5106	11.70699
Mn 257.610	0.6265	ppb	0.0873	13.9	162.457	0.62654
Mo 202.032	1.6000	ppb	0.5153	32.2	17.3233	1.60004
Na 330.237	131.638	ppb	114.162	86.7	29.9353	131.63792
Ni 231.604	1.6459	ppb	0.6754	41.0	-1.2672	1.64588
Pb 220.353	0.4931	ppb	1.2133	246.0	7.9896	0.49311
Sb 206.834	1.4368	ppb	2.3553	163.9	-3.9840	1.43683
Se 196.026	6.9739	ppb	2.3928	34.3	5.0443	6.97387
Sn 189.925	0.3754	ppb	2.1239	565.8	-5.2597	0.37538
Sr 216.596	0.3088	ppb	0.3245	105.1	8.9670	0.30878
Ti 334.941	0.1336	ppb	0.0227	17.0	-8.7435	0.13364
Tl 190.794	3.7934	ppb	1.6931	44.6	-4.6060	3.79340
V 292.401	0.7222	ppb	0.0422	5.8	-0.2180	0.72223
Zn 206.200	1.0473	ppb	0.5680	54.2	2.1265	1.04730

IDL (Samp) **10/22/2014, 3:24:48 PM** **Rack 1, Tube 27**

Weight: 1 **Volume: 1** **Dilution: 1**

Label	Replicates Concentration		
Ag 328.068	0.0759	0.3423	0.1169
Al 308.215	1.4649	3.4764	2.0898
As 188.980	-1.7187u	0.9794	3.0395
B 249.678	3.2601	3.2999	2.7731
Ba 389.178	-0.5188u	-0.5208u	0.6726
Be 313.042	0.0042	0.0049	0.0109
Ca 370.602	8.716	3.340	2.114
Cd 226.502	0.1625	0.1438	-0.0024u
Co 228.615	-0.0813u	0.0057	-0.0269u
Cr 267.716	0.1943	0.2076	0.1129
Cu 324.754	0.0538	0.0088	-0.0878u
Fe 271.441	0.6026	1.0141	-0.6779u
K 766.491	-0.1693u	0.2938	-0.4268u
Mg 279.078	3.2871	1.6555	2.9356
Mn 257.610	0.0743	0.0744	0.0848
Mo 202.032	0.0953	1.0282	0.0802
Na 330.237	75.9510	69.3488	-21.1768u
Ni 231.604	0.1964	0.4851	0.5058
Pb 220.353	-0.0822u	-0.2728u	0.4228
Sb 206.834	1.9972	1.6285	3.0132
Se 196.026	1.7563	7.0236	2.2410
Sn 189.925	3.2252	0.4355	-0.7968u
Sr 216.596	-0.1094u	0.1813	0.4942
Ti 334.941	-0.0065u	0.0539	0.0583
Tl 190.794	0.0120	-0.1602u	2.3821
V 292.401	0.1422	0.3401	0.3330
Zn 206.200	1.1283	-0.0731u	1.5963

Label	Sol'n Conc.	Units	SD	%RSD	Int. (c/s)
Ag 328.068	0.1784	ppb	0.1434	80.4	-10.0595
Al 308.215	2.3437	ppb	1.0295	43.9	518.482

Label	Sol'n Conc.	Units	SD	%RSD	Int. (c/s)
As 188.980	0.7667	ppb	2.3862	311.2	-6.2393
B 249.678	3.1110	ppb	0.2933	9.4	98.6385
Ba 389.178	-0.1223	ppb	0.6884	562.7	-73.0732
Be 313.042	0.0066	ppb	0.0037	55.1	-273.989
Ca 370.602	4.723	ppb	3.512	74.3	30.38
Cd 226.502	0.1013	ppb	0.0903	89.1	25.7811
Co 228.615	-0.0342	ppb	0.0440	128.8	4.4180
Cr 267.716	0.1716	ppb	0.0512	29.9	41.3262
Cu 324.754	-0.0084	ppb	0.0724	861.3	235.159
Fe 271.441	0.3129	ppb	0.8824	282.0	16.6644
K 766.491	-0.1007	ppb	0.3652	362.5	249.675
Mg 279.078	2.6261	ppb	0.8587	32.7	30.7586
Mn 257.610	0.0778	ppb	0.0060	7.7	60.0261
Mo 202.032	0.4012	ppb	0.5430	135.3	9.1254
Na 330.237	41.3744	ppb	54.2714	131.2	25.6218
Ni 231.604	0.3957	ppb	0.1730	43.7	-5.1498
Pb 220.353	0.0226	ppb	0.3595	1590.7	7.2444
Sb 206.834	2.2130	ppb	0.7171	32.4	-2.8341
Se 196.026	3.6736	ppb	2.9113	79.2	3.5775
Sn 189.925	0.9546	ppb	2.0606	215.9	-4.8214
Sr 216.596	0.1887	ppb	0.3019	160.0	7.4998
Ti 334.941	0.0352	ppb	0.0362	102.7	-38.1826
Tl 190.794	0.7446	ppb	1.4207	190.8	-7.9275
V 292.401	0.2717	ppb	0.1123	41.3	-11.5619
Zn 206.200	0.8838	ppb	0.8611	97.4	1.9495

IDL (Samp) **10/22/2014, 3:29:03 PM** **Rack 1, Tube 28**

Weight: 1 **Volume: 1** **Dilution: 1**

Label	Replicates	Concentration	
Ag 328.068	0.0563	0.1565	-0.0197u
Al 308.215	1.2313	3.2198	3.1558
As 188.980	1.1851	-7.3631u	-3.8421u
B 249.678	1.7049	1.4346	1.4930
Ba 389.178	-0.1644u	-0.0594u	-0.5317u
Be 313.042	0.0059	0.0054	0.0096
Ca 370.602	4.449	4.793	4.820
Cd 226.502	-0.0051u	-0.0520u	0.0861
Co 228.615	-0.1164u	-0.1176u	0.4513
Cr 267.716	0.0529	0.2067	-0.0398u
Cu 324.754	0.1722	-0.1260u	0.1350
Fe 271.441	2.6064	1.1165	1.4167
K 766.491	0.3927	-0.1349u	-0.4057u
Mg 279.078	1.9177	2.6847	3.2776
Mn 257.610	-0.0059u	-0.0468u	0.0058
Mo 202.032	-0.0240u	0.7880	0.0949
Na 330.237	2.3904	91.8548	142.466
Ni 231.604	-0.0008u	0.8298	0.1009
Pb 220.353	2.2718	2.0302	-1.0456u
Sb 206.834	3.0704	-1.5966u	3.0548
Se 196.026	1.0963	-5.5299u	0.9619
Sn 189.925	0.3731	-3.9785u	-0.1577u
Sr 216.596	0.1159	0.3010	-0.1688u
Ti 334.941	0.0170	0.0483	0.0188

Label	Replicates Concentration		
Tl 190.794	2.5996	2.8708	1.4941
V 292.401	0.1337	0.2721	0.0063
Zn 206.200	1.0489	-0.6321u	0.1288

Label	Sol'n Conc.	Units	SD	%RSD	Int. (c/s)
Ag 328.068	0.0644	ppb	0.0883	137.3	-19.8093
Al 308.215	2.5356	ppb	1.1300	44.6	519.782
As 188.980	-3.3401	ppb	4.2962	128.6	-8.9879
B 249.678	1.5442	ppb	0.1422	9.2	72.4778
Ba 389.178	-0.2518	ppb	0.2480	98.5	-75.9743
Be 313.042	0.0069	ppb	0.0023	32.8	-273.426
Ca 370.602	4.687	ppb	0.2073	4.4	30.29
Cd 226.502	0.0097	ppb	0.0702	726.0	21.7906
Co 228.615	0.0724	ppb	0.3281	453.2	5.6508
Cr 267.716	0.0733	ppb	0.1245	169.9	35.8919
Cu 324.754	0.0604	ppb	0.1625	269.0	240.229
Fe 271.441	1.7132	ppb	0.7880	46.0	18.8821
K 766.491	-0.0493	ppb	0.4060	824.2	251.957
Mg 279.078	2.6267	ppb	0.6818	26.0	30.7618
Mn 257.610	-0.0156	ppb	0.0277	177.0	42.5843
Mo 202.032	0.2863	ppb	0.4385	153.2	8.3392
Na 330.237	78.9038	ppb	70.9303	89.9	27.4132
Ni 231.604	0.3100	ppb	0.4531	146.2	-5.4160
Pb 220.353	1.0855	ppb	1.8495	170.4	8.9296
Sb 206.834	1.5095	ppb	2.6900	178.2	-3.8614
Se 196.026	-1.1572	ppb	3.7874	327.3	1.4306
Sn 189.925	-1.2544	ppb	2.3741	189.3	-6.4929
Sr 216.596	0.0827	ppb	0.2367	286.3	6.1803
Ti 334.941	0.0280	ppb	0.0175	62.6	-40.3285
Tl 190.794	2.3215	ppb	0.7292	31.4	-6.2073
V 292.401	0.1374	ppb	0.1329	96.8	-14.9679
Zn 206.200	0.1819	ppb	0.8418	462.9	1.1828

IDL (Samp) **10/22/2014, 3:33:19 PM** **Rack 1, Tube 29**
Weight: 1 **Volume: 1** **Dilution: 1**

Label	Replicates Concentration		
Ag 328.068	-0.0274u	-0.1265u	0.1661
Al 308.215	1.2390	1.9384	1.6873
As 188.980	-2.2218u	-2.1816u	1.6449
B 249.678	0.9590	1.1306	1.5244
Ba 389.178	0.5775	-0.2169u	-0.0860u
Be 313.042	0.0051	0.0071	0.0013
Ca 370.602	0.8321	1.731	1.107
Cd 226.502	0.1227	-0.0005u	0.1693
Co 228.615	-0.1505u	0.0855	-0.0291u
Cr 267.716	0.0515	0.0304	0.0491
Cu 324.754	-0.0841u	-0.2202u	0.2643
Fe 271.441	-4.6499u	2.1807	1.8314
K 766.491	-0.2816u	0.0108	-0.2220u
Mg 279.078	1.4500	-0.8573u	1.6575
Mn 257.610	0.0243	0.0247	0.0015
Mo 202.032	0.4960	0.3669	0.0350
Na 330.237	154.291	114.187	-6.0292u

Label	Replicates	Concentration	
Ni 231.604	1.1461	1.3771	0.1298
Pb 220.353	-0.2358u	-0.1496u	2.1326
Sb 206.834	-0.2122u	2.3541	-1.0241u
Se 196.026	-2.5957u	0.8516	3.1308
Sn 189.925	2.0739	-0.6785u	0.8907
Sr 216.596	0.0689	0.0409	0.6338
Ti 334.941	0.0199	0.0350	0.0536
Tl 190.794	1.5815	-0.2700u	-1.6024u
V 292.401	0.1510	0.2128	0.0770
Zn 206.200	0.1114	0.5551	0.6703

Label	Sol'n Conc.	Units	SD	%RSD	Int. (c/s)
Ag 328.068	0.0041	ppb	0.1488	3651.7	-24.9669
Al 308.215	1.6216	ppb	0.3543	21.9	513.493
As 188.980	-0.9195	ppb	2.2210	241.5	-7.3679
B 249.678	1.2046	ppb	0.2899	24.1	66.8007
Ba 389.178	0.0915	ppb	0.4259	465.3	-68.2927
Be 313.042	0.0045	ppb	0.0030	66.1	-277.922
Ca 370.602	1.223	ppb	0.4609	37.7	20.86
Cd 226.502	0.0971	ppb	0.0877	90.3	25.5834
Co 228.615	-0.0314	ppb	0.1180	376.4	4.4526
Cr 267.716	0.0437	ppb	0.0115	26.4	34.2538
Cu 324.754	-0.0133	ppb	0.2498	1871.8	234.790
Fe 271.441	-0.2126	ppb	3.8468	1809.4	15.8153
K 766.491	-0.1642	ppb	0.1545	94.1	246.861
Mg 279.078	0.7501	ppb	1.3959	186.1	25.6434
Mn 257.610	0.0168	ppb	0.0133	79.1	48.6114
Mo 202.032	0.2993	ppb	0.2378	79.5	8.4284
Na 330.237	87.4829	ppb	83.4295	95.4	27.8348
Ni 231.604	0.8843	ppb	0.6636	75.0	-3.6326
Pb 220.353	0.5824	ppb	1.3432	230.6	8.1317
Sb 206.834	0.3726	ppb	1.7634	473.2	-5.5257
Se 196.026	0.4622	ppb	2.8830	623.8	2.1503
Sn 189.925	0.7620	ppb	1.3807	181.2	-4.9671
Sr 216.596	0.2478	ppb	0.3345	135.0	8.2207
Ti 334.941	0.0362	ppb	0.0169	46.7	-37.9026
Tl 190.794	-0.0970	ppb	1.5990	1649.2	-8.8448
V 292.401	0.1470	ppb	0.0680	46.3	-14.7373
Zn 206.200	0.4456	ppb	0.2951	66.2	1.4713

IDL (Samp) **10/22/2014, 3:37:34 PM** **Rack 1, Tube 30**

Weight: 1 **Volume: 1** **Dilution: 1**

Label	Replicates	Concentration	
Ag 328.068	0.1036	0.0236	0.0723
Al 308.215	1.8266	4.4108	4.4581
As 188.980	-2.8834u	0.9379	0.1592
B 249.678	1.1494	1.0497	0.8378
Ba 389.178	-0.9066u	-0.3052u	-0.6478u
Be 313.042	0.0074	0.0093	0.0046
Ca 370.602	2.180	5.105	2.585
Cd 226.502	-0.0064u	0.0079	0.1019
Co 228.615	-0.3216u	0.1576	0.2044
Cr 267.716	0.1971	0.1330	0.0471

Label	Replicates	Concentration	
Cu 324.754	-0.1693u	-0.3784u	-0.0560u
Fe 271.441	2.4322	3.2517	-1.6177u
K 766.491	0.5478	-0.2390u	-0.4058u
Mg 279.078	5.2618	1.9684	3.5227
Mn 257.610	0.0093	-0.0075u	0.0259
Mo 202.032	0.1344	-0.0480u	0.4483
Na 330.237	119.121	71.8198	171.125
Ni 231.604	0.7583	1.3080	1.2213
Pb 220.353	0.3573	-0.8887u	-1.8110u
Sb 206.834	0.5820	1.8020	2.0819
Se 196.026	-1.0243u	-1.8156u	-0.0860u
Sn 189.925	-2.4452u	0.5792	0.0856
Sr 216.596	-0.1299u	0.0593	0.0316
Ti 334.941	0.0449	0.0222	0.0548
Tl 190.794	3.9080	2.4047	3.4491
V 292.401	0.2375	0.1849	0.0965
Zn 206.200	0.2134	-0.3616u	-1.2879u

Label	Sol'n Conc.	Units	SD	%RSD	Int. (c/s)
Ag 328.068	0.0665	ppb	0.0403	60.7	-19.6203
Al 308.215	3.5652	ppb	1.5058	42.2	526.862
As 188.980	-0.5955	ppb	2.0193	339.1	-7.1509
B 249.678	1.0123	ppb	0.1591	15.7	63.6016
Ba 389.178	-0.6199	ppb	0.3016	48.7	-84.2137
Be 313.042	0.0071	ppb	0.0023	33.0	-273.110
Ca 370.602	3.290	ppb	1.585	48.2	26.48
Cd 226.502	0.0345	ppb	0.0588	170.7	22.8661
Co 228.615	0.0135	ppb	0.2911	2164.1	4.9757
Cr 267.716	0.1257	ppb	0.0753	59.8	38.7919
Cu 324.754	-0.2012	ppb	0.1636	81.3	220.917
Fe 271.441	1.3554	ppb	2.6072	192.4	18.3245
K 766.491	-0.0323	ppb	0.5093	1574.8	252.707
Mg 279.078	3.5843	ppb	1.6476	46.0	33.3719
Mn 257.610	0.0092	ppb	0.0167	180.9	47.2206
Mo 202.032	0.1783	ppb	0.2510	140.8	7.6006
Na 330.237	120.688	ppb	49.6710	41.2	29.4445
Ni 231.604	1.0959	ppb	0.2955	27.0	-2.9758
Pb 220.353	-0.7808	ppb	1.0881	139.4	5.9709
Sb 206.834	1.4886	ppb	0.7976	53.6	-3.8893
Se 196.026	-0.9753	ppb	0.8658	88.8	1.5115
Sn 189.925	-0.5935	ppb	1.6225	273.4	-5.9928
Sr 216.596	-0.0130	ppb	0.1022	786.4	4.9705
Ti 334.941	0.0407	ppb	0.0167	41.1	-36.5570
Tl 190.794	3.2540	ppb	0.7704	23.7	-5.1895
V 292.401	0.1730	ppb	0.0713	41.2	-14.0361
Zn 206.200	-0.4787	ppb	0.7575	158.2	0.4610

IDL (Samp) **10/22/2014, 3:41:50 PM** **Rack 1, Tube 31**
Weight: 1 **Volume: 1** **Dilution: 1**

Label	Replicates	Concentration	
Ag 328.068	-0.0643u	0.1160	0.3102
Al 308.215	3.6072	4.4366	3.9549
As 188.980	-2.0820u	-3.2404u	-3.9103u

Label	Replicates Concentration		
B 249.678	0.5811	0.9852	-0.0363u
Ba 389.178	-0.2768u	-0.3100u	-0.2106u
Be 313.042	0.0012	0.0104	0.0103
Ca 370.602	1.769	5.431	4.876
Cd 226.502	0.1045	0.0602	-0.0336u
Co 228.615	-0.3594u	0.3468	0.1206
Cr 267.716	0.0387	0.0227	0.2450
Cu 324.754	0.0425	-0.0666u	-0.1348u
Fe 271.441	-1.3945u	2.0758	2.1277
K 766.491	0.3104	0.1547	-1.1551u
Mg 279.078	1.7414	0.6710	1.7277
Mn 257.610	0.0580	0.0935	0.0948
Mo 202.032	0.1165	-0.3508u	0.6329
Na 330.237	-62.5741u	-45.0818u	163.061
Ni 231.604	0.4417	0.5786	-0.3675u
Pb 220.353	-0.0528u	-0.8210u	-1.7060u
Sb 206.834	0.0069	-1.9359u	1.9736
Se 196.026	4.4709	1.1467	6.5760
Sn 189.925	-2.0850u	-2.9347u	-1.8170u
Sr 216.596	-0.1138u	0.1976	-0.0764u
Ti 334.941	0.0671	0.0475	0.0428
Tl 190.794	5.0758	0.9924	0.0618
V 292.401	0.3919	0.3289	0.2092
Zn 206.200	0.5016	0.6141	0.2498

Label	Sol'n Conc.	Units	SD	%RSD	Int. (c/s)
Ag 328.068	0.1206	ppb	0.1873	155.3	-14.9893
Al 308.215	3.9996	ppb	0.4165	10.4	529.823
As 188.980	-3.0776	ppb	0.9249	30.1	-8.8121
B 249.678	0.5100	ppb	0.5145	100.9	55.1984
Ba 389.178	-0.2658	ppb	0.0506	19.0	-76.2900
Be 313.042	0.0073	ppb	0.0053	72.8	-272.763
Ca 370.602	4.025	ppb	1.974	49.0	28.49
Cd 226.502	0.0437	ppb	0.0705	161.3	23.2703
Co 228.615	0.0360	ppb	0.3606	1001.7	5.2374
Cr 267.716	0.1021	ppb	0.1240	121.4	37.4867
Cu 324.754	-0.0530	ppb	0.0894	168.7	231.858
Fe 271.441	0.9363	ppb	2.0187	215.6	17.6386
K 766.491	-0.2300	ppb	0.8049	350.0	243.947
Mg 279.078	1.3801	ppb	0.6141	44.5	27.3592
Mn 257.610	0.0821	ppb	0.0209	25.5	60.8103
Mo 202.032	0.1329	ppb	0.4920	370.4	7.2903
Na 330.237	18.4685	ppb	125.526	679.7	24.5126
Ni 231.604	0.2176	ppb	0.5113	234.9	-5.7027
Pb 220.353	-0.8599	ppb	0.8273	96.2	5.8456
Sb 206.834	0.0149	ppb	1.9548	13156.3	-6.0436
Se 196.026	4.0645	ppb	2.7373	67.3	3.7512
Sn 189.925	-2.2789	ppb	0.5835	25.6	-7.2680
Sr 216.596	0.0025	ppb	0.1700	6859.9	5.1851
Ti 334.941	0.0525	ppb	0.0129	24.5	-33.0162
Tl 190.794	2.0433	ppb	2.6671	130.5	-6.5106
V 292.401	0.3100	ppb	0.0928	29.9	-10.5271
Zn 206.200	0.4552	ppb	0.1865	41.0	1.4813

IDL (Samp) **10/22/2014, 3:46:06 PM** **Rack 1, Tube 32**
Weight: 1 **Volume: 1** **Dilution: 1**

Label	Replicates Concentration		
Ag 328.068	0.0092	-0.0708u	0.1192
Al 308.215	3.4625	3.4477	3.7375
As 188.980	-0.1764u	0.1530	0.7577
B 249.678	0.6886	0.7244	1.2080
Ba 389.178	-0.5405u	-0.5080u	-0.0441u
Be 313.042	0.0040	0.0060	0.0054
Ca 370.602	4.567	6.097	4.411
Cd 226.502	0.0426	0.0563	0.0673
Co 228.615	0.2122	-0.1523u	0.2274
Cr 267.716	0.0210	0.1997	0.1606
Cu 324.754	0.3898	-0.2121u	0.0484
Fe 271.441	-4.1981u	-3.3920u	0.7082
K 766.491	0.0639	0.1425	-0.2499u
Mg 279.078	1.3468	1.0106	4.7307
Mn 257.610	0.0312	0.0258	0.0417
Mo 202.032	-0.1037u	0.0443	0.0590
Na 330.237	20.2895	72.8493	139.543
Ni 231.604	1.2648	0.8572	-0.4762u
Pb 220.353	-0.5851u	-0.9389u	-1.3201u
Sb 206.834	0.3041	-0.2994u	3.1861
Se 196.026	7.5713	0.6533	-1.5748u
Sn 189.925	-1.8721u	-3.1434u	0.9501
Sr 216.596	0.3289	0.2757	0.0911
Ti 334.941	0.0483	0.0581	0.0618
Tl 190.794	2.1129	3.8510	4.2838
V 292.401	-0.3767u	0.5619	0.3386
Zn 206.200	0.1441	2.0196	1.2605

Label	Sol'n Conc.	Units	SD	%RSD	Int. (c/s)
Ag 328.068	0.0192	ppb	0.0954	497.6	-23.6713
Al 308.215	3.5492	ppb	0.1632	4.6	526.733
As 188.980	0.2448	ppb	0.4738	193.6	-6.5885
B 249.678	0.8737	ppb	0.2901	33.2	61.2805
Ba 389.178	-0.3642	ppb	0.2777	76.2	-78.4909
Be 313.042	0.0051	ppb	0.0010	20.3	-276.764
Ca 370.602	5.025	ppb	0.9315	18.5	31.22
Cd 226.502	0.0554	ppb	0.0124	22.4	23.7807
Co 228.615	0.0958	ppb	0.2150	224.5	5.9264
Cr 267.716	0.1271	ppb	0.0939	73.9	38.8675
Cu 324.754	0.0754	ppb	0.3019	400.3	241.330
Fe 271.441	-2.2940	ppb	2.6310	114.7	12.5132
K 766.491	-0.0145	ppb	0.2077	1431.0	253.497
Mg 279.078	2.3627	ppb	2.0577	87.1	30.0400
Mn 257.610	0.0329	ppb	0.0081	24.6	51.6395
Mo 202.032	-0.0001	ppb	0.0900	67303.1	6.3806
Na 330.237	77.5606	ppb	59.7662	77.1	27.3465
Ni 231.604	0.5486	ppb	0.9106	166.0	-4.6751
Pb 220.353	-0.9480	ppb	0.3676	38.8	5.7060
Sb 206.834	1.0636	ppb	1.8627	175.1	-4.5088
Se 196.026	2.2166	ppb	4.7692	215.2	2.9300
Sn 189.925	-1.3551	ppb	2.0952	154.6	-6.5691
Sr 216.596	0.2319	ppb	0.1248	53.8	8.0446

Label	Sol'n Conc.	Units	SD	%RSD	Int. (c/s)
Ti 334.941	0.0561	ppb	0.0070	12.5	-31.9499
Tl 190.794	3.4159	ppb	1.1490	33.6	-5.0132
V 292.401	0.1746	ppb	0.4903	280.8	-13.9847
Zn 206.200	1.1414	ppb	0.9434	82.7	2.2310

IDL (Samp) **10/22/2014, 3:50:22 PM** **Rack 1, Tube 33**
Weight: 1 **Volume: 1** **Dilution: 1**

Label	Replicates	Concentration	
Ag 328.068	0.0124	0.2317	0.0229
Al 308.215	2.6022	2.1750	3.8692
As 188.980	-0.4966u	-4.6861u	-3.0881u
B 249.678	0.4828	0.9053	0.4035
Ba 389.178	-0.0336u	-0.5016u	-0.0619u
Be 313.042	0.0129	0.0082	0.0072
Ca 370.602	-0.1947u	2.226	6.022
Cd 226.502	0.0406	-0.0815u	0.1125
Co 228.615	0.0994	-0.6494u	0.4016
Cr 267.716	0.0603	0.2220	-0.0149u
Cu 324.754	-0.1047u	-0.2148u	-0.1076u
Fe 271.441	-0.0423u	2.9769	3.0814
K 766.491	-0.5025u	0.0428	-0.5758u
Mg 279.078	-0.1554u	-2.6964u	0.6511
Mn 257.610	-0.0230u	-0.0046u	0.0017
Mo 202.032	0.1124	-0.0722u	0.2954
Na 330.237	1.9834	20.0762	23.9531
Ni 231.604	0.4858	0.1023	0.0447
Pb 220.353	-0.0951u	-0.9344u	0.2174
Sb 206.834	0.9886	2.4258	-1.6079u
Se 196.026	6.2184	-4.7673u	-2.2055u
Sn 189.925	-0.6802u	-3.4060u	2.5613
Sr 216.596	-0.2000u	-0.1641u	-0.0259u
Ti 334.941	0.1392	0.0130	0.0577
Tl 190.794	-0.7917u	-1.2050u	1.6109
V 292.401	-0.0701u	0.2301	0.0816
Zn 206.200	-0.4782u	2.0148	0.2394

Label	Sol'n Conc.	Units	SD	%RSD	Int. (c/s)
Ag 328.068	0.0890	ppb	0.1237	139.0	-17.6859
Al 308.215	2.8821	ppb	0.8811	30.6	522.151
As 188.980	-2.7569	ppb	2.1143	76.7	-8.5976
B 249.678	0.5972	ppb	0.2697	45.2	56.6723
Ba 389.178	-0.1990	ppb	0.2624	131.8	-74.7993
Be 313.042	0.0094	ppb	0.0031	32.4	-268.831
Ca 370.602	2.685	ppb	3.134	116.7	24.82
Cd 226.502	0.0239	ppb	0.0981	411.0	22.4076
Co 228.615	-0.0494	ppb	0.5411	1094.2	4.2552
Cr 267.716	0.0892	ppb	0.1211	135.8	36.7702
Cu 324.754	-0.1424	ppb	0.0628	44.1	225.256
Fe 271.441	2.0053	ppb	1.7741	88.5	19.3422
K 766.491	-0.3452	ppb	0.3380	97.9	238.842
Mg 279.078	-0.7335	ppb	1.7471	238.2	21.5963
Mn 257.610	-0.0086	ppb	0.0129	149.1	43.8640
Mo 202.032	0.1119	ppb	0.1838	164.3	7.1466

Label	Sol'n Conc.	Units	SD	%RSD	Int. (c/s)
Na 330.237	15.3376	ppb	11.7264	76.5	24.3789
Ni 231.604	0.2110	ppb	0.2398	113.7	-5.7234
Pb 220.353	-0.2707	ppb	0.5957	220.1	6.7798
Sb 206.834	0.6022	ppb	2.0444	339.5	-5.1838
Se 196.026	-0.2515	ppb	5.7476	2285.6	1.8331
Sn 189.925	-0.5083	ppb	2.9874	587.7	-5.9283
Sr 216.596	-0.1300	ppb	0.0920	70.7	3.5328
Ti 334.941	0.0700	ppb	0.0640	91.5	-27.7985
Tl 190.794	-0.1286	ppb	1.5205	1182.4	-8.8787
V 292.401	0.0805	ppb	0.1501	186.3	-16.3874
Zn 206.200	0.5920	ppb	1.2834	216.8	1.6309

IDL (Samp) **10/22/2014, 3:54:39 PM** **Rack 1, Tube 34**
Weight: 1 **Volume: 1** **Dilution: 1**

Label	Replicates	Concentration	
Ag 328.068	-0.1503u	-0.1108u	0.0564
Al 308.215	3.7518	2.6493	4.5356
As 188.980	-1.3660u	1.2759	-6.7128u
B 249.678	1.1084	-0.0052u	0.2977
Ba 389.178	-0.0004u	-0.5236u	0.4173
Be 313.042	0.0105	0.0059	0.0100
Ca 370.602	7.255	5.499	2.619
Cd 226.502	0.0325	0.1551	-0.0022u
Co 228.615	0.3842	-0.2034u	-0.2911u
Cr 267.716	0.0685	0.0211	0.0652
Cu 324.754	-0.3594u	-0.3411u	-0.2947u
Fe 271.441	3.4364	3.7415	-4.7704u
K 766.491	-0.2594u	0.1211	-0.0796u
Mg 279.078	-1.9565u	-0.1284u	3.6817
Mn 257.610	0.0203	0.0242	0.0003
Mo 202.032	-0.1470u	0.0638	-0.0230u
Na 330.237	88.5664	13.6871	-6.6957u
Ni 231.604	1.6289	1.4348	-0.0615u
Pb 220.353	0.1638	0.6786	-0.1193u
Sb 206.834	1.5336	-2.4637u	2.5739
Se 196.026	-0.2432u	8.0979	-3.2388u
Sn 189.925	2.6761	0.9145	-0.2064u
Sr 216.596	0.1963	-0.2890u	0.2041
Ti 334.941	0.0150	0.0671	0.0203
Tl 190.794	2.2555	-1.3063u	-3.1272u
V 292.401	0.0454	0.3669	0.2291
Zn 206.200	0.7729	0.5546	0.1680

Label	Sol'n Conc.	Units	SD	%RSD	Int. (c/s)
Ag 328.068	-0.0682	ppb	0.1098	160.9	-31.1447
Al 308.215	3.6456	ppb	0.9476	26.0	527.401
As 188.980	-2.2676	ppb	4.0699	179.5	-8.2700
B 249.678	0.4670	ppb	0.5758	123.3	54.4926
Ba 389.178	-0.0356	ppb	0.4715	1325.6	-71.1382
Be 313.042	0.0088	ppb	0.0025	28.6	-269.949
Ca 370.602	5.125	ppb	2.341	45.7	31.48
Cd 226.502	0.0618	ppb	0.0826	133.7	24.0601
Co 228.615	-0.0368	ppb	0.3672	998.7	4.4036

Label	Sol'n Conc.	Units	SD	%RSD	Int. (c/s)
Cr 267.716	0.0516	ppb	0.0265	51.3	34.6945
Cu 324.754	-0.3317	ppb	0.0334	10.1	211.279
Fe 271.441	0.8025	ppb	4.8287	601.7	17.4243
K 766.491	-0.0726	ppb	0.1903	262.1	250.922
Mg 279.078	0.5323	ppb	2.8766	540.4	25.0488
Mn 257.610	0.0149	ppb	0.0128	86.0	48.2657
Mo 202.032	-0.0354	ppb	0.1060	299.3	6.1393
Na 330.237	31.8526	ppb	50.1618	157.5	25.1718
Ni 231.604	1.0007	ppb	0.9251	92.4	-3.2707
Pb 220.353	0.2410	ppb	0.4045	167.8	7.5914
Sb 206.834	0.5479	ppb	2.6596	485.4	-5.2595
Se 196.026	1.5387	ppb	5.8746	381.8	2.6287
Sn 189.925	1.1281	ppb	1.4530	128.8	-4.6902
Sr 216.596	0.0371	ppb	0.2825	760.8	5.6083
Ti 334.941	0.0341	ppb	0.0287	84.1	-38.5097
Tl 190.794	-0.7260	ppb	2.7379	377.1	-9.5298
V 292.401	0.2138	ppb	0.1613	75.4	-12.9506
Zn 206.200	0.4985	ppb	0.3064	61.5	1.5287

IDL (Samp) **10/22/2014, 3:58:56 PM** **Rack 1, Tube 35**
Weight: 1 **Volume: 1** **Dilution: 1**

Label	Replicates	Concentration	
Ag 328.068	-0.1135u	0.1162	-0.0282u
Al 308.215	5.0096	5.0624	4.7735
As 188.980	-2.6360u	1.6873	3.3462
B 249.678	0.2758	0.3773	0.9191
Ba 389.178	-0.4209u	-0.5923u	-0.6449u
Be 313.042	0.0173	0.0186	0.0134
Ca 370.602	0.8367	3.617	3.069
Cd 226.502	-0.0783u	-0.1501u	0.0620
Co 228.615	0.3894	0.3983	0.3883
Cr 267.716	0.1262	0.0792	0.1059
Cu 324.754	-0.3404u	-0.3996u	-0.0281u
Fe 271.441	0.8353	2.9399	-0.9271u
K 766.491	-0.2809u	0.1656	0.2638
Mg 279.078	2.5111	2.1531	2.1168
Mn 257.610	0.0112	0.0106	0.0327
Mo 202.032	0.0010	0.0380	-0.4281u
Na 330.237	31.3861	270.812	-100.335u
Ni 231.604	-0.1086u	-0.6296u	-0.2935u
Pb 220.353	-0.1244u	-1.5894u	0.0567
Sb 206.834	1.8419	-0.1681u	0.4578
Se 196.026	-0.8549u	-2.0998u	10.1237
Sn 189.925	0.7546	1.9756	-2.8386u
Sr 216.596	0.0404	-0.0312u	-0.2115u
Ti 334.941	0.0289	0.0540	0.0782
Tl 190.794	0.2349	0.0338	-0.8577u
V 292.401	0.0589	0.0591	0.1254
Zn 206.200	-0.1142u	1.0864	-0.2560u

Label	Sol'n Conc.	Units	SD	%RSD	Int. (c/s)
Ag 328.068	-0.0085	ppb	0.1161	1365.2	-26.0336
Al 308.215	4.9485	ppb	0.1539	3.1	536.355

Label	Sol'n Conc.	Units	SD	%RSD	Int. (c/s)
As 188.980	0.7991	ppb	3.0884	386.5	-6.2174
B 249.678	0.5241	ppb	0.3459	66.0	55.4419
Ba 389.178	-0.5527	ppb	0.1171	21.2	-82.7131
Be 313.042	0.0164	ppb	0.0027	16.6	-256.060
Ca 370.602	2.508	ppb	1.473	58.7	24.36
Cd 226.502	-0.0555	ppb	0.1079	194.5	18.9457
Co 228.615	0.3920	ppb	0.0055	1.4	9.3377
Cr 267.716	0.1038	ppb	0.0236	22.7	37.5787
Cu 324.754	-0.2560	ppb	0.1996	78.0	216.863
Fe 271.441	0.9494	ppb	1.9360	203.9	17.6888
K 766.491	0.0495	ppb	0.2903	586.6	256.335
Mg 279.078	2.2604	ppb	0.2179	9.6	29.7611
Mn 257.610	0.0181	ppb	0.0126	69.3	48.8770
Mo 202.032	-0.1297	ppb	0.2591	199.8	5.4945
Na 330.237	67.2876	ppb	188.160	279.6	26.8842
Ni 231.604	-0.3439	ppb	0.2641	76.8	-7.4471
Pb 220.353	-0.5524	ppb	0.9027	163.4	6.3332
Sb 206.834	0.7105	ppb	1.0285	144.8	-5.0223
Se 196.026	2.3897	ppb	6.7268	281.5	3.0068
Sn 189.925	-0.0361	ppb	2.5026	6925.8	-5.5710
Sr 216.596	-0.0674	ppb	0.1298	192.4	4.3274
Ti 334.941	0.0537	ppb	0.0247	45.9	-32.6579
Tl 190.794	-0.1963	ppb	0.5815	296.2	-8.9511
V 292.401	0.0812	ppb	0.0383	47.2	-16.3499
Zn 206.200	0.2387	ppb	0.7375	308.9	1.2450

IDL (Samp) **10/22/2014, 4:03:13 PM** **Rack 1, Tube 36**

Weight: 1 **Volume: 1** **Dilution: 1**

Label	Replicates Concentration		
Ag 328.068	-0.1176u	0.0326	0.0448
Al 308.215	1.2704	3.3304	1.5951
As 188.980	1.7522	2.0140	4.0046
B 249.678	0.3099	0.3907	0.7333
Ba 389.178	-0.2571u	-0.8590u	-0.3899u
Be 313.042	0.0145	0.0125	0.0106
Ca 370.602	1.957	0.7521	4.463
Cd 226.502	0.1417	-0.0757u	-0.1368u
Co 228.615	0.2497	0.1428	-0.3885u
Cr 267.716	0.0961	0.0260	-0.0126u
Cu 324.754	-0.1830u	0.3036	-0.1081u
Fe 271.441	3.5025	3.0586	-3.0570u
K 766.491	0.1471	-0.5607u	0.4184
Mg 279.078	1.0229	0.1556	0.9595
Mn 257.610	0.0177	0.0494	0.0065
Mo 202.032	-0.0754u	-0.3549u	0.1203
Na 330.237	50.7752	17.0645	-57.0319u
Ni 231.604	0.0350	-1.0428u	-0.0610u
Pb 220.353	2.5862	-0.1397u	0.0773
Sb 206.834	3.1925	3.6745	1.9068
Se 196.026	5.7704	2.3427	-6.6419u
Sn 189.925	-1.5112u	-1.4311u	2.5119
Sr 216.596	0.3646	-0.2693u	-0.1127u
Ti 334.941	0.0756	0.0522	0.0512

Label	Replicates	Concentration	
Tl 190.794	1.7047	2.2670	2.6393
V 292.401	0.0813	-0.0709u	0.0475
Zn 206.200	1.2760	-0.4961u	0.2338

Label	Sol'n Conc.	Units	SD	%RSD	Int. (c/s)
Ag 328.068	-0.0134	ppb	0.0905	674.9	-26.4528
Al 308.215	2.0653	ppb	1.1076	53.6	516.514
As 188.980	2.5903	ppb	1.2318	47.6	-5.0186
B 249.678	0.4780	ppb	0.2248	47.0	54.6867
Ba 389.178	-0.5020	ppb	0.3162	63.0	-81.5800
Be 313.042	0.0125	ppb	0.0019	15.4	-263.159
Ca 370.602	2.390	ppb	1.893	79.2	24.05
Cd 226.502	-0.0236	ppb	0.1464	620.8	20.3327
Co 228.615	0.0013	ppb	0.3418	25690.4	4.8429
Cr 267.716	0.0365	ppb	0.0551	150.9	33.8602
Cu 324.754	0.0042	ppb	0.2620	6283.6	236.065
Fe 271.441	1.1680	ppb	3.6657	313.8	18.0023
K 766.491	0.0016	ppb	0.5055	31337.3	254.212
Mg 279.078	0.7126	ppb	0.4835	67.8	25.5406
Mn 257.610	0.0245	ppb	0.0222	90.6	50.0616
Mo 202.032	-0.1033	ppb	0.2388	231.1	5.6751
Na 330.237	3.6026	ppb	55.1499	1530.8	23.8224
Ni 231.604	-0.3563	ppb	0.5965	167.4	-7.4849
Pb 220.353	0.8413	ppb	1.5150	180.1	8.5428
Sb 206.834	2.9246	ppb	0.9138	31.2	-1.7858
Se 196.026	0.4904	ppb	6.4101	1307.2	2.1628
Sn 189.925	-0.1435	ppb	2.3000	1603.2	-5.6523
Sr 216.596	-0.0058	ppb	0.3302	5683.5	5.0987
Ti 334.941	0.0596	ppb	0.0138	23.2	-30.8791
Tl 190.794	2.2037	ppb	0.4705	21.4	-6.3346
V 292.401	0.0193	ppb	0.0799	415.1	-17.9318
Zn 206.200	0.3379	ppb	0.8907	263.6	1.3535

Cont Calib Verif (CCV) **10/22/2014, 4:07:29 PM** **Rack 1, Tube 37**

Weight: 1 **Volume: 1** **Dilution: 1**

Label	Replicates	Concentration	
Ag 328.068	495.768	495.245	498.737
Al 308.215	4763.16	4762.22	4766.99
As 188.980	477.972	470.151	469.700
B 249.678	481.180	480.728	483.631
Ba 389.178	4885.70	4884.13	4887.60
Be 313.042	495.147	495.378	495.710
Ca 370.602	5066	5063	5058
Cd 226.502	498.195	497.297	497.790
Co 228.615	504.481	504.494	504.071
Cr 267.716	4962.81	4962.76	4964.23
Cu 324.754	5004.58	5035.16	5010.09
Fe 271.441	4867.54	4875.68	4874.18
K 766.491	10058.8	10086.5	10074.2
Mg 279.078	4869.51	4862.25	4853.85
Mn 257.610	5148.91	5181.59	5168.07
Mo 202.032	492.989	491.793	491.830
Na 330.237	7250.73	7457.76	7296.70

Label	Replicates Concentration		
Ni 231.604	2511.61	2501.48	2499.15
Pb 220.353	498.913	496.482	501.074
Sb 206.834	961.303	962.953	965.950
Se 196.026	4920.61	4905.89	4895.81
Sn 189.925	4990.94	4873.92	4953.03
Sr 216.596	2458.21	2470.11	2465.51
Ti 334.941	485.089	485.415	485.322
Tl 190.794	5077.03	5043.75	5056.46
V 292.401	4981.49	4991.05	4984.34
Zn 206.200	2506.14	2491.24	2497.98

Label	Sol'n Conc.	Units	SD	%RSD	Int. (c/s)	QC Value
Ag 328.068	496.583	ppb	1.8835	0.4	42399.7	99.31668
Al 308.215	4764.12	ppb	2.5292	0.1	33812.7	95.28246
As 188.980	472.608	ppb	4.6513	1.0	309.438	94.52151
B 249.678	481.846	ppb	1.5620	0.3	8097.61	96.36929
Ba 389.178	4885.81	ppb	1.7349	0.0	109330	97.71620
Be 313.042	495.412	ppb	0.2833	0.1	906484	99.08235
Ca 370.602	5062	ppb	3.904	0.1	14184	101.24828
Cd 226.502	497.761	ppb	0.4497	0.1	21697.8	99.55212
Co 228.615	504.349	ppb	0.2405	0.0	5812.43	100.86974
Cr 267.716	4963.27	ppb	0.8358	0.0	274244	99.26534
Cu 324.754	5016.61	ppb	16.2965	0.3	370346	100.33220
Fe 271.441	4872.47	ppb	4.3355	0.1	7878.24	97.44939
K 766.491	10073.2	ppb	13.8745	0.1	446739	100.73171
Mg 279.078	4861.87	ppb	7.8392	0.2	13178.0	97.23742
Mn 257.610	5166.19	ppb	16.4214	0.3	963870	103.32381
Mo 202.032	492.204	ppb	0.6804	0.1	3366.97	98.44081
Na 330.237	7335.06	ppb	108.718	1.5	310.922	97.80082
Ni 231.604	2504.08	ppb	6.6240	0.3	7769.02	100.16322
Pb 220.353	498.823	ppb	2.2972	0.5	802.321	99.76463
Sb 206.834	963.402	ppb	2.3557	0.2	1453.20	96.34019
Se 196.026	4907.44	ppb	12.4676	0.3	2183.99	98.14875
Sn 189.925	4939.30	ppb	59.7047	1.2	3731.72	98.78593
Sr 216.596	2464.61	ppb	5.9970	0.2	30717.2	98.58436
Ti 334.941	485.275	ppb	0.1680	0.0	145059	97.05508
Tl 190.794	5059.08	ppb	16.7935	0.3	5518.29	101.18163
V 292.401	4985.63	ppb	4.9086	0.1	127327	99.71251
Zn 206.200	2498.45	ppb	7.4626	0.3	2715.58	99.93819

Cont Calib Blank (CCB) **10/22/2014, 4:11:44 PM** **Rack 1, Tube 38**

Weight: 1 **Volume: 1** **Dilution: 1**

Label	Replicates Concentration		
Ag 328.068	0.2242	0.1652	0.1657
Al 308.215	4.2969	4.7942	5.1647
As 188.980	-1.8847u	2.5777	3.2735
B 249.678	7.7005	6.8236	6.2497
Ba 389.178	0.8796	0.2027	0.6867
Be 313.042	0.0479	0.0485	0.0535
Ca 370.602	1.702	-1.323u	-0.9433u
Cd 226.502	0.0476	-0.0403u	-0.0745u
Co 228.615	0.0809	0.3369	0.2237
Cr 267.716	0.6352	0.5436	0.6107

Label	Replicates	Concentration	
Cu 324.754	0.5020	0.5063	0.4553
Fe 271.441	-3.7228u	3.7765	5.3633
K 766.491	1.3264	1.0604	0.5736
Mg 279.078	0.7367	-0.0491u	2.1378
Mn 257.610	0.5402	0.6071	0.5836
Mo 202.032	0.5167	1.0834	1.1490
Na 330.237	5.8371	112.712	-35.1268u
Ni 231.604	-0.2607u	0.1760	0.9602
Pb 220.353	-2.6481u	0.1147	-2.2995u
Sb 206.834	5.0875	3.0949	-0.3466u
Se 196.026	4.0629	10.6381	0.0622
Sn 189.925	0.9216	4.3380	1.8684
Sr 216.596	0.3436	0.0143	0.5065
Ti 334.941	0.1460	0.2284	0.1748
Tl 190.794	2.5681	3.6952	0.4962
V 292.401	0.9655	0.7047	0.8437
Zn 206.200	1.5097	1.5036	0.2693

Label	Sol'n Conc.	Units	SD	%RSD	Int. (c/s)	QC Value
Ag 328.068	0.1850	ppb	0.0339	18.3	-9.4845	0.18503
Al 308.215	4.7519	ppb	0.4354	9.2	535.120	4.75192
As 188.980	1.3222	ppb	2.7989	211.7	-5.8677	1.32215
B 249.678	6.9246	ppb	0.7307	10.6	162.386	6.92461
Ba 389.178	0.5897	ppb	0.3487	59.1	-57.1352	0.58970
Be 313.042	0.0500	ppb	0.0031	6.1	-194.786	0.04995
Ca 370.602	-0.1882	ppb	1.648	875.5	17.02	-0.18822
Cd 226.502	-0.0224	ppb	0.0630	281.5	20.3972	-0.02238
Co 228.615	0.2139	ppb	0.1283	60.0	7.2616	0.21386
Cr 267.716	0.5965	ppb	0.0474	8.0	64.7996	0.59649
Cu 324.754	0.4879	ppb	0.0283	5.8	271.791	0.48786
Fe 271.441	1.8056	ppb	4.8531	268.8	19.0586	1.80564
K 766.491	0.9868	ppb	0.3818	38.7	297.879	0.98678
Mg 279.078	0.9418	ppb	1.1078	117.6	26.1535	0.94180
Mn 257.610	0.5769	ppb	0.0340	5.9	153.112	0.57695
Mo 202.032	0.9164	ppb	0.3477	37.9	12.6480	0.91638
Na 330.237	27.8073	ppb	76.3287	274.5	24.9987	27.80729
Ni 231.604	0.2918	ppb	0.6187	212.0	-5.4729	0.29181
Pb 220.353	-1.6109	ppb	1.5046	93.4	4.6541	-1.61095
Sb 206.834	2.6119	ppb	2.7490	105.2	-2.2544	2.61193
Se 196.026	4.9211	ppb	5.3399	108.5	4.1320	4.92108
Sn 189.925	2.3760	ppb	1.7639	74.2	-3.7460	2.37598
Sr 216.596	0.2881	ppb	0.2508	87.0	8.7498	0.28811
Ti 334.941	0.1830	ppb	0.0418	22.8	6.0172	0.18305
Tl 190.794	2.2532	ppb	1.6226	72.0	-6.2826	2.25317
V 292.401	0.8380	ppb	0.1305	15.6	2.8402	0.83799
Zn 206.200	1.0942	ppb	0.7144	65.3	2.1780	1.09420

640-49411-a-3-b^5 (Samp) **10/22/2014, 4:15:59 PM** **Rack 1, Tube 39**

Weight: 1 **Volume: 1** **Dilution: 1**

Label	Replicates	Concentration	
Ag 328.068	-0.0657u	0.1203u	0.1406u
Al 308.215	66.3269	66.8953	66.7325
As 188.980	3.4600	1.0748	2.5567

Label	Replicates Concentration		
B 249.678	772.224	761.892	759.426
Ba 389.178	2.2310	0.8681	1.5966
Be 313.042	0.1222u	0.1172u	0.1150u
Ca 370.602	68185	66846	65951
Cd 226.502	0.2235u	0.4027	0.4116
Co 228.615	-0.1396u	-0.4223u	-0.5464u
Cr 267.716	-0.7569	-0.5998	-0.4554
Cu 324.754	1.1281	1.1571	1.0188
Fe 271.441	39.8741	37.0984	43.1916
K 766.491	118029x	115208x	114316x
Mg 279.078	206394	203360	201582
Mn 257.610	-4.9215	-4.8835	-4.9437
Mo 202.032	1.9761	1.1729	1.0638
Na 330.237	2354698x	2309712x	2281039x
Ni 231.604	3.0140	4.0763	4.1341
Pb 220.353	0.6870	0.1066	1.3067
Sb 206.834	-0.2815u	-0.8895u	0.4524
Se 196.026	8.4302	11.6105	10.7545
Sn 189.925	-2.7032u	-1.0665u	-0.5247
Sr 216.596	1251.54	1233.64	1223.50
Ti 334.941	-0.0451	-0.0481	-0.0259
Tl 190.794	-2.6270u	-0.5838u	-1.4511u
V 292.401	1.1576	0.7431	1.3077
Zn 206.200	2.7191	3.8343	4.0786

Label	Sol'n Conc.	Units	SD	%RSD	Int. (c/s)
Ag 328.068	0.0651b	ppb	0.1137	174.7	-65.1386
Al 308.215	66.6516b	ppb	0.2927	0.4	961.176
As 188.980	2.3638b	ppb	1.2042	50.9	-5.1703
B 249.678	764.514b	ppb	6.7903	0.9	12816.4
Ba 389.178	1.5652b	ppb	0.6820	43.6	248.599
Be 313.042	0.1181b	ppb	0.0037	3.1	-324.335
Ca 370.602	66994b	ppb	1124	1.7	183408
Cd 226.502	0.3460b	ppb	0.1061	30.7	24.2914
Co 228.615	-0.3694b	ppb	0.2085	56.4	0.6293
Cr 267.716	-0.6041b	ppb	0.1508	25.0	46.5764
Cu 324.754	1.1013b	ppb	0.0729	6.6	317.092
Fe 271.441	40.0547b	ppb	3.0506	7.6	79.8060
K 766.491	115851xb	ppb	1937.88	1.7	5135256
Mg 279.078	203779b	ppb	2432.94	1.2	555808
Mn 257.610	-4.9162b	ppb	0.0305	0.6	454.225
Mo 202.032	1.4043b	ppb	0.4982	35.5	15.9818
Na 330.237	2315150xb	ppb	37129.1	1.6	110737
Ni 231.604	3.7415b	ppb	0.6307	16.9	5.2461
Pb 220.353	0.7001b	ppb	0.6002	85.7	8.3199
Sb 206.834	-0.2395b	ppb	0.6719	280.5	-6.4376
Se 196.026	10.2651b	ppb	1.6457	16.0	6.5076
Sn 189.925	-1.4315b	ppb	1.1342	79.2	-5.8683
Sr 216.596	1236.23b	ppb	14.1998	1.1	15470.1
Ti 334.941	-0.0397b	ppb	0.0120	30.3	111.119
Tl 190.794	-1.5540b	ppb	1.0255	66.0	-10.4439
V 292.401	1.0695b	ppb	0.2924	27.3	-6.3247
Zn 206.200	3.5440b	ppb	0.7247	20.4	4.8538

640-49411-a-5-b^5 (Samp) **10/22/2014, 4:20:14 PM** **Rack 1, Tube 40**

Weight: 1 **Volume: 1** **Dilution: 1**

Label	Replicates Concentration		
Ag 328.068	-0.1261u	-0.0600u	-0.2372u
Al 308.215	94.8989	91.3622	89.5032
As 188.980	4.0367	10.5798	6.7834
B 249.678	774.635	762.821	748.490
Ba 389.178	2.2444	1.1911	1.4964
Be 313.042	0.1168u	0.1219u	0.1217u
Ca 370.602	67670	66405	65539
Cd 226.502	0.2991	0.3919	0.5656
Co 228.615	-0.2840u	-0.4840u	-0.4045u
Cr 267.716	-1.0052u	-0.6095	-1.0622u
Cu 324.754	1.0359	1.1390	0.7114
Fe 271.441	62.5427	50.6898	52.9415
K 766.491	115532x	113280x	110799x
Mg 279.078	205249	201592	198834
Mn 257.610	-4.8419	-4.8724	-4.9031
Mo 202.032	0.6355	0.8499	0.3417
Na 330.237	2331229x	2294900x	2242955x
Ni 231.604	2.5393	4.2598	3.1154
Pb 220.353	-2.8055u	2.1637	2.4758
Sb 206.834	2.3748	4.8494	-1.0581u
Se 196.026	10.0662	29.3264	12.8578
Sn 189.925	-2.3314u	-2.2974u	2.1589
Sr 216.596	1252.94	1230.49	1215.09
Ti 334.941	0.3041	0.4731	0.2787
Tl 190.794	0.8693	-7.7731u	-1.1753u
V 292.401	0.8415	1.3007	1.4441
Zn 206.200	3.8173	2.7835	6.4096

Label	Sol'n Conc.	Units	SD	%RSD	Int. (c/s)
Ag 328.068	-0.1411b	ppb	0.0896	63.5	-82.5407
Al 308.215	91.9214b	ppb	2.7410	3.0	1135.02
As 188.980	7.1333b	ppb	3.2855	46.1	-1.9778
B 249.678	761.982b	ppb	13.0926	1.7	12774.1
Ba 389.178	1.6440b	ppb	0.5420	33.0	248.050
Be 313.042	0.1202b	ppb	0.0029	2.4	-317.747
Ca 370.602	66538b	ppb	1072	1.6	182161
Cd 226.502	0.4189b	ppb	0.1353	32.3	27.6625
Co 228.615	-0.3908b	ppb	0.1007	25.8	0.4099
Cr 267.716	-0.8923b	ppb	0.2466	27.6	30.1528
Cu 324.754	0.9621b	ppb	0.2232	23.2	306.797
Fe 271.441	55.3913b	ppb	6.2948	11.4	104.196
K 766.491	113204xb	ppb	2367.59	2.1	5017921
Mg 279.078	201892b	ppb	3217.72	1.6	550661
Mn 257.610	-4.8725b	ppb	0.0306	0.6	451.634
Mo 202.032	0.6091b	ppb	0.2551	41.9	10.5427
Na 330.237	2289695xb	ppb	44366.5	1.9	109520
Ni 231.604	3.3048b	ppb	0.8758	26.5	3.8914
Pb 220.353	0.6113b	ppb	2.9632	484.7	8.1805
Sb 206.834	2.0554b	ppb	2.9667	144.3	-3.0714
Se 196.026	17.4168b	ppb	10.4080	59.8	9.6860
Sn 189.925	-0.8233b	ppb	2.5828	313.7	-5.4161
Sr 216.596	1232.84b	ppb	19.0339	1.5	15427.7

Label	Sol'n Conc.	Units	SD	%RSD	Int. (c/s)
Ti 334.941	0.3520b	ppb	0.1057	30.0	227.293
Tl 190.794	-2.6930b	ppb	4.5167	167.7	-11.6859
V 292.401	1.1954b	ppb	0.3148	26.3	-2.7994
Zn 206.200	4.3368b	ppb	1.8680	43.1	5.7204

640-49411-a-4-b^5 (Samp) **10/22/2014, 4:24:30 PM** **Rack 1, Tube 41**

Weight: 1 **Volume: 1** **Dilution: 1**

Label	Replicates Concentration		
Ag 328.068	0.2212u	0.1409u	-0.2082u
Al 308.215	84.7350	83.8389	85.7013
As 188.980	-3.7743u	1.3115	-2.6028u
B 249.678	723.839	713.340	709.382
Ba 389.178	1.6398	1.9393	0.5518
Be 313.042	0.1079u	0.1118u	0.1033u
Ca 370.602	63535	62426	61496
Cd 226.502	0.6175	0.4875	0.3516
Co 228.615	0.2695	0.1612	-0.9294u
Cr 267.716	-0.7098	-0.6325	-0.9163u
Cu 324.754	0.8752	0.9607	1.0714
Fe 271.441	52.5418	51.7155	55.4467
K 766.491	106763x	104406x	103110x
Mg 279.078	192276	189608	187287
Mn 257.610	-4.0875	-4.1685	-4.0351
Mo 202.032	0.7407	1.5010	0.4276
Na 330.237	2170940x	2139633x	2111218x
Ni 231.604	4.0137	2.7896	5.2037
Pb 220.353	3.7626	-0.3693u	-0.3357u
Sb 206.834	-1.2459u	-0.1935u	0.8347
Se 196.026	10.0191	4.8263	7.6397
Sn 189.925	-1.9341u	-3.0914u	-3.0740u
Sr 216.596	1188.55	1174.81	1155.00
Ti 334.941	0.2293	0.1584	0.1701
Tl 190.794	-4.4146u	0.9026	-0.7189u
V 292.401	1.3268	1.0743	1.3603
Zn 206.200	4.0660	2.3031	3.3157

Label	Sol'n Conc.	Units	SD	%RSD	Int. (c/s)
Ag 328.068	0.0513b	ppb	0.2283	445.2	-64.1169
Al 308.215	84.7584b	ppb	0.9314	1.1	1085.76
As 188.980	-1.6885b	ppb	2.6633	157.7	-7.8823
B 249.678	715.520b	ppb	7.4709	1.0	11998.0
Ba 389.178	1.3770b	ppb	0.7301	53.0	225.230
Be 313.042	0.1077b	ppb	0.0042	3.9	-323.074
Ca 370.602	62486b	ppb	1021	1.6	171068
Cd 226.502	0.4855b	ppb	0.1330	27.4	31.4228
Co 228.615	-0.1662b	ppb	0.6631	398.9	2.9780
Cr 267.716	-0.7529b	ppb	0.1467	19.5	34.6080
Cu 324.754	0.9691b	ppb	0.0984	10.2	307.325
Fe 271.441	53.2346b	ppb	1.9597	3.7	100.779
K 766.491	104760xb	ppb	1852.00	1.8	4643642
Mg 279.078	189724b	ppb	2496.84	1.3	517474
Mn 257.610	-4.0970b	ppb	0.0672	1.6	517.718
Mo 202.032	0.8898b	ppb	0.5520	62.0	12.4624

Label	Sol'n Conc.	Units	SD	%RSD	Int. (c/s)
Na 330.237	2140597xb	ppb	29872.5	1.4	102390
Ni 231.604	4.0023b	ppb	1.2071	30.2	6.0574
Pb 220.353	1.0192b	ppb	2.3759	233.1	8.8271
Sb 206.834	-0.2016b	ppb	1.0403	516.1	-6.3755
Se 196.026	7.4950b	ppb	2.5994	34.7	5.2768
Sn 189.925	-2.6998b	ppb	0.6632	24.6	-6.8872
Sr 216.596	1172.78b	ppb	16.8638	1.4	14676.3
Ti 334.941	0.1859b	ppb	0.0380	20.4	169.077
Tl 190.794	-1.4103b	ppb	2.7252	193.2	-10.2873
V 292.401	1.2538b	ppb	0.1564	12.5	-0.3129
Zn 206.200	3.2283b	ppb	0.8847	27.4	4.5088

680-106401-d-3-a^10 (Samp) **10/22/2014, 4:28:45 PM** **Rack 1, Tube 42**

Weight: 1 **Volume: 1** **Dilution: 1**

Label	Replicates	Concentration		
Ag 328.068	0.0380	0.1597	0.2506	
Al 308.215	10.4166	11.5113	10.9009	
As 188.980	3.7814	-2.6134u	3.9296	
B 249.678	21.7010	20.9265	19.7392	
Ba 389.178	5.9338	6.6567	6.3822	
Be 313.042	0.0072u	0.0100u	0.0083u	
Ca 370.602	30975	30535	30588	
Cd 226.502	0.0319	0.0686	0.0084	
Co 228.615	0.1335	-0.1611u	0.2287	
Cr 267.716	-0.0889	0.0577	0.0543	
Cu 324.754	0.3838	0.3658	0.6133	
Fe 271.441	743.898	737.040	736.643	
K 766.491	3383.58	3331.01	3334.48	
Mg 279.078	97482.4	96239.8	96128.7	
Mn 257.610	1320.88	1303.22	1303.79	
Mo 202.032	-0.0738u	0.2910	-0.0388u	
Na 330.237	267392x	263292x	263176x	
Ni 231.604	2.4603	4.6149	4.1289	
Pb 220.353	1.8591	-1.8100u	2.7071	
Sb 206.834	-1.9801u	0.0643	-2.4017u	
Se 196.026	4.7455	4.7180	0.7028	
Sn 189.925	-0.7012u	-1.1077u	0.9006	
Sr 216.596	163.681	160.986	161.000	
Ti 334.941	-0.3712	-0.3733	-0.3115	
Tl 190.794	2.1016	2.7260	1.8210	
V 292.401	0.2055	0.1212	0.6404	
Zn 206.200	3.4102	2.3222	2.0194	

Label	Sol'n Conc.	Units	SD	%RSD	Int. (c/s)
Ag 328.068	0.1494b	ppb	0.1067	71.4	-13.1844
Al 308.215	10.9429b	ppb	0.5486	5.0	578.941
As 188.980	1.6992b	ppb	3.7356	219.8	-5.6199
B 249.678	20.7889b	ppb	0.9881	4.8	392.187
Ba 389.178	6.3242b	ppb	0.3649	5.8	206.641
Be 313.042	0.0085b	ppb	0.0014	16.4	-294.253
Ca 370.602	30699b	ppb	240.5	0.8	84078
Cd 226.502	0.0363b	ppb	0.0304	83.7	25.4498
Co 228.615	0.0670b	ppb	0.2033	303.2	5.6520

Label	Sol'n Conc.	Units	SD	%RSD	Int. (c/s)
Cr 267.716	0.0077b	ppb	0.0836	1087.3	44.5441
Cu 324.754	0.4543b	ppb	0.1379	30.4	269.601
Fe 271.441	739.194b	ppb	4.0787	0.6	1191.98
K 766.491	3349.69b	ppb	29.4006	0.9	148726
Mg 279.078	96617.0b	ppb	751.560	0.8	263509
Mn 257.610	1309.30b	ppb	10.0371	0.8	244938
Mo 202.032	0.0595b	ppb	0.2013	338.4	6.7527
Na 330.237	264620xb	ppb	2401.38	0.9	12677.9
Ni 231.604	3.7347b	ppb	1.1301	30.3	5.2831
Pb 220.353	0.9188b	ppb	2.4009	261.3	8.9816
Sb 206.834	-1.4392b	ppb	1.3190	91.7	-8.1412
Se 196.026	3.3888b	ppb	2.3261	68.6	3.7441
Sn 189.925	-0.3027b	ppb	1.0618	350.7	-5.6860
Sr 216.596	161.889b	ppb	1.5523	1.0	2039.63
Ti 334.941	-0.3520b	ppb	0.0351	10.0	-1.7139
Tl 190.794	2.2162b	ppb	0.4633	20.9	-5.7648
V 292.401	0.3223b	ppb	0.2786	86.4	-10.8235
Zn 206.200	2.5839b	ppb	0.7314	28.3	3.7727

680-106401-d-4-a^10 (Samp) **10/22/2014, 4:33:01 PM** **Rack 1, Tube 43**

Weight: 1 **Volume: 1** **Dilution: 1**

Label	Replicates Concentration		
Ag 328.068	-0.1206	-0.0532	-0.0427
Al 308.215	8.0893	9.3162	10.1465
As 188.980	1.1172	-5.0291u	2.2623
B 249.678	10.9851	10.7772	10.1562
Ba 389.178	2.7389	2.9323	2.9864
Be 313.042	0.0013	-0.0057u	0.0065
Ca 370.602	45720	44694	44664
Cd 226.502	0.0214	0.1240	-0.0604
Co 228.615	-0.5223u	0.4382	0.3288
Cr 267.716	-0.0663	-0.1128	0.0750
Cu 324.754	0.0175	0.5306	0.2705
Fe 271.441	824.179	812.261	809.331
K 766.491	586.901	570.708	567.284
Mg 279.078	96534.1	94478.9	93993.8
Mn 257.610	5388.82	5290.50	5283.63
Mo 202.032	-0.9577u	0.1208	0.3515
Na 330.237	70760.9	68875.0	68851.7
Ni 231.604	4.3434	4.3375	4.9080
Pb 220.353	-0.9306u	-1.6548u	1.8738
Sb 206.834	3.4811	-0.0944u	2.9820
Se 196.026	-4.4312u	5.2032	-0.6737
Sn 189.925	3.1799	1.7853	1.9630
Sr 216.596	88.6856	87.0416	87.0270
Ti 334.941	-0.2389	-0.2226	-0.2185
Tl 190.794	0.0801	2.4189	-3.4632u
V 292.401	0.3406	-0.0209	0.3076
Zn 206.200	1.2523	1.3010	0.4071

Label	Sol'n Conc.	Units	SD	%RSD	Int. (c/s)
Ag 328.068	-0.0722	ppb	0.0423	58.6	-9.1116
Al 308.215	9.1840	ppb	1.0349	11.3	566.966

Label	Sol'n Conc.	Units	SD	%RSD	Int. (c/s)
As 188.980	-0.5499	ppb	3.9211	713.1	-7.1256
B 249.678	10.6395	ppb	0.4313	4.1	222.541
Ba 389.178	2.8858	ppb	0.1301	4.5	127.220
Be 313.042	0.0007	ppb	0.0061	906.8	-282.476
Ca 370.602	45026	ppb	601.1	1.3	123391
Cd 226.502	0.0283	ppb	0.0924	326.2	26.6250
Co 228.615	0.0816	ppb	0.5258	644.5	5.8259
Cr 267.716	-0.0347	ppb	0.0978	282.0	57.7531
Cu 324.754	0.2729	ppb	0.2565	94.0	256.237
Fe 271.441	815.257	ppb	7.8645	1.0	1312.98
K 766.491	574.964	ppb	10.4780	1.8	25739.0
Mg 279.078	95002.3	ppb	1348.62	1.4	259023
Mn 257.610	5320.99	ppb	58.8498	1.1	993328
Mo 202.032	-0.1618	ppb	0.6989	431.9	5.2360
Na 330.237	69495.9	ppb	1095.60	1.6	3346.85
Ni 231.604	4.5296	ppb	0.3277	7.2	7.7574
Pb 220.353	-0.2372	ppb	1.8637	785.7	7.9647
Sb 206.834	2.1229	ppb	1.9364	91.2	-2.9262
Se 196.026	0.0328	ppb	4.8559	14820.3	3.1277
Sn 189.925	2.3094	ppb	0.7591	32.9	-3.7735
Sr 216.596	87.5847	ppb	0.9534	1.1	1117.11
Ti 334.941	-0.2267	ppb	0.0108	4.8	48.9996
Tl 190.794	-0.3214	ppb	2.9615	921.5	-6.5409
V 292.401	0.2091	ppb	0.1999	95.6	-12.2506
Zn 206.200	0.9868	ppb	0.5026	50.9	2.0239

680-106401-c-4-a^10 (Samp) **10/22/2014, 4:37:17 PM** **Rack 1, Tube 44**

Weight: 1 **Volume: 1** **Dilution: 1**

Label	Replicates Concentration		
Ag 328.068	0.0259	0.0104	-0.0795
Al 308.215	10.9763	11.6712	11.8088
As 188.980	1.0247	3.5851	-2.5201u
B 249.678	9.2031	9.0101	8.9439
Ba 389.178	3.1672	1.3302	3.1460
Be 313.042	-0.0109u	-0.0000	-0.0074u
Ca 370.602	51249	50342	49726
Cd 226.502	0.0914	0.1937	0.2086
Co 228.615	0.2020	0.2416	0.2953
Cr 267.716	-0.1066	-0.2187	-0.0563
Cu 324.754	1.1687	1.1472	1.1005
Fe 271.441	1138.45	1123.13	1112.52
K 766.491	642.693	632.616	625.596
Mg 279.078	115278	113322	112806
Mn 257.610	6114.92	5995.90	5919.48
Mo 202.032	0.7213	0.4082	0.0727
Na 330.237	78920.6	77707.7	76920.6
Ni 231.604	5.4567	4.7249	4.1347
Pb 220.353	-0.0776	2.0043	-0.3111
Sb 206.834	-1.7036u	2.4076	-0.2270u
Se 196.026	3.9185	2.8531	1.6405
Sn 189.925	0.7041	0.1916	-0.2206u
Sr 216.596	94.0946	92.7654	92.1181
Ti 334.941	-0.3289	-0.2281	-0.2280

Label	Replicates Concentration		
Tl 190.794	-1.6499	2.9310	0.7081
V 292.401	0.2480	-0.2352u	-0.1386u
Zn 206.200	3.0607	2.1137	3.3647

Label	Sol'n Conc.	Units	SD	%RSD	Int. (c/s)
Ag 328.068	-0.0144	ppb	0.0569	395.2	-1.2675
Al 308.215	11.4854	ppb	0.4462	3.9	583.354
As 188.980	0.6965	ppb	3.0658	440.1	-6.2936
B 249.678	9.0524	ppb	0.1347	1.5	195.277
Ba 389.178	2.5478	ppb	1.0545	41.4	146.010
Be 313.042	-0.0061	ppb	0.0056	91.2	-295.016
Ca 370.602	50439	ppb	766.2	1.5	138221
Cd 226.502	0.1646	ppb	0.0638	38.8	33.9666
Co 228.615	0.2463	ppb	0.0468	19.0	7.7280
Cr 267.716	-0.1272	ppb	0.0831	65.4	56.2858
Cu 324.754	1.1388	ppb	0.0349	3.1	320.297
Fe 271.441	1124.70	ppb	13.0358	1.2	1805.22
K 766.491	633.635	ppb	8.5935	1.4	28339.5
Mg 279.078	113802	ppb	1304.03	1.1	310284
Mn 257.610	6010.10	ppb	98.4925	1.6	1122010
Mo 202.032	0.4007	ppb	0.3243	80.9	9.0686
Na 330.237	77849.6	ppb	1007.56	1.3	3746.21
Ni 231.604	4.7721	ppb	0.6623	13.9	8.5369
Pb 220.353	0.5385	ppb	1.2748	236.7	9.3519
Sb 206.834	0.1590	ppb	2.0826	1309.8	-5.8002
Se 196.026	2.8040	ppb	1.1398	40.6	4.5100
Sn 189.925	0.2250	ppb	0.4633	205.9	-5.3478
Sr 216.596	92.9927	ppb	1.0077	1.1	1187.10
Ti 334.941	-0.2617	ppb	0.0582	22.2	71.6976
Tl 190.794	0.6631	ppb	2.2908	345.5	-5.1730
V 292.401	-0.0420	ppb	0.2557	609.4	-18.5118
Zn 206.200	2.8464	ppb	0.6524	22.9	4.0415

680-106318-b-1-a^10 (Samp) **10/22/2014, 4:41:34 PM** **Rack 1, Tube 45**

Weight: 1 **Volume: 1** **Dilution: 1**

Label	Replicates Concentration		
Ag 328.068	0.0192	-0.1294u	0.0962
Al 308.215	0.6859	-0.6217	0.0974
As 188.980	5.6875	0.0436u	-2.9843u
B 249.678	1.6657u	1.2712u	1.2730u
Ba 389.178	2.2825	2.8696	3.1632
Be 313.042	0.1821	0.1909	0.1855
Ca 370.602	53029	53253	53194
Cd 226.502	-0.0913	-0.0724	0.0747
Co 228.615	53.1477	53.3719	53.7690
Cr 267.716	-0.4931	-0.2134	-0.5920
Cu 324.754	0.0544	-0.1970	-0.2287u
Fe 271.441	38348.7	38436.7	38331.3
K 766.491	1425.83	1432.78	1433.21
Mg 279.078	19278.6	19345.4	19308.0
Mn 257.610	5252.65	5288.13	5287.02
Mo 202.032	0.0586u	0.1043u	0.4353
Na 330.237	2632.72	2432.05	2333.92

Label	Replicates Concentration		
Ni 231.604	5.7402	6.4152	6.4719
Pb 220.353	-1.7273	-0.0452	1.7372
Sb 206.834	-2.0533u	1.2079	-3.5017u
Se 196.026	-0.4329	0.2039	-2.4350
Sn 189.925	1.2571	-0.0807u	0.7520
Sr 216.596	292.898	295.386	293.447
Ti 334.941	0.0942	0.0841	0.0810
Tl 190.794	3.9392	0.8502u	1.2498u
V 292.401	-1.5228u	-1.2437u	-1.4649u
Zn 206.200	35.6094	36.2232	35.1196

Label	Sol'n Conc.	Units	SD	%RSD	Int. (c/s)
Ag 328.068	-0.0047	ppb	0.1146	2453.1	-15.8294
Al 308.215	0.0538	ppb	0.6549	1216.3	568.806
As 188.980	0.9156	ppb	4.4011	480.7	-6.3920
B 249.678	1.4033	ppb	0.2273	16.2	-18.7242
Ba 389.178	2.7718	ppb	0.4485	16.2	39.6818
Be 313.042	0.1862	ppb	0.0044	2.4	68.7881
Ca 370.602	53159	ppb	115.9	0.2	145218
Cd 226.502	-0.0297	ppb	0.0909	306.4	166.449
Co 228.615	53.4295	ppb	0.3146	0.6	622.152
Cr 267.716	-0.4328	ppb	0.1964	45.4	52.3621
Cu 324.754	-0.1238	ppb	0.1551	125.3	243.324
Fe 271.441	38372.3	ppb	56.4710	0.1	61061.1
K 766.491	1430.61	ppb	4.1389	0.3	63664.6
Mg 279.078	19310.7	ppb	33.5102	0.2	52584.3
Mn 257.610	5275.93	ppb	20.1703	0.4	984524
Mo 202.032	0.1994	ppb	0.2055	103.1	5.9386
Na 330.237	2466.23	ppb	152.301	6.2	131.693
Ni 231.604	6.2091	ppb	0.4070	6.6	16.0521
Pb 220.353	-0.0117	ppb	1.7325	14752.4	10.8096
Sb 206.834	-1.4490	ppb	2.4122	166.5	-6.9088
Se 196.026	-0.8880	ppb	1.3771	155.1	3.0323
Sn 189.925	0.6428	ppb	0.6756	105.1	-5.0567
Sr 216.596	293.910	ppb	1.3071	0.4	3743.06
Ti 334.941	0.0864	ppb	0.0069	8.0	16.2967
Tl 190.794	2.0131	ppb	1.6800	83.5	-8.8988
V 292.401	-1.4105	ppb	0.1473	10.4	-40.8186
Zn 206.200	35.6507	ppb	0.5529	1.6	38.1667

640-49486-l-1-a^10 (Samp) **10/22/2014, 4:45:51 PM** **Rack 1, Tube 46**

Weight: 1 **Volume: 1** **Dilution: 1**

Label	Replicates Concentration		
Ag 328.068	0.1040	0.1599	-0.0712u
Al 308.215	259.743	252.970	251.590
As 188.980	-4.4876u	0.4845	-1.1595u
B 249.678	333.604	333.090	333.503
Ba 389.178	0.9606	1.6654	2.1195
Be 313.042	0.0194	0.0186	0.0239
Ca 370.602	1047	1045	1030
Cd 226.502	0.1365	-0.0593u	0.0643
Co 228.615	0.4598	0.3463	0.1597
Cr 267.716	20.8498	20.7020	20.9860

Label	Replicates	Concentration	
Cu 324.754	0.6832	0.4222	0.5931
Fe 271.441	290.466	283.999	279.418
K 766.491	521.528	517.919	517.062
Mg 279.078	180.543	176.614	174.157
Mn 257.610	4.2369	4.2125	4.0491
Mo 202.032	1.0234	1.3196	1.6011
Na 330.237	32073.7	31708.1	31614.3
Ni 231.604	9.9009	10.5641	9.2051
Pb 220.353	-1.6852u	0.1315	0.6901
Sb 206.834	1.9030	0.2001	1.7763
Se 196.026	-4.7507u	4.9058	-2.6524u
Sn 189.925	-0.5169u	1.6514	0.3700
Sr 216.596	18.7887	18.7899	19.2428
Ti 334.941	3.8086	3.7273	3.5158
Tl 190.794	1.1621	-1.0164u	-0.8536u
V 292.401	0.8353	0.9192	0.8301
Zn 206.200	3.5490	2.0766	2.0760

Label	Sol'n Conc.	Units	SD	%RSD	Int. (c/s)
Ag 328.068	0.0642	ppb	0.1206	187.8	-20.4901
Al 308.215	254.768	ppb	4.3640	1.7	2255.83
As 188.980	-1.7209	ppb	2.5331	147.2	-7.9037
B 249.678	333.399	ppb	0.2725	0.1	5614.71
Ba 389.178	1.5818	ppb	0.5840	36.9	-34.5172
Be 313.042	0.0206	ppb	0.0029	13.9	-251.743
Ca 370.602	1041	ppb	9.056	0.9	2865
Cd 226.502	0.0472	ppb	0.0990	210.0	24.2995
Co 228.615	0.3219	ppb	0.1515	47.1	8.6344
Cr 267.716	20.8459	ppb	0.1420	0.7	1184.50
Cu 324.754	0.5661	ppb	0.1326	23.4	277.706
Fe 271.441	284.628	ppb	5.5509	2.0	468.996
K 766.491	518.837	ppb	2.3703	0.5	23251.1
Mg 279.078	177.105	ppb	3.2211	1.8	506.450
Mn 257.610	4.1662	ppb	0.1021	2.5	824.468
Mo 202.032	1.3147	ppb	0.2889	22.0	15.3586
Na 330.237	31798.7	ppb	242.750	0.8	1544.20
Ni 231.604	9.8900	ppb	0.6796	6.9	24.3576
Pb 220.353	-0.2879	ppb	1.2419	431.4	6.7822
Sb 206.834	1.2931	ppb	0.9487	73.4	-3.9465
Se 196.026	-0.8324	ppb	5.0790	610.1	1.5783
Sn 189.925	0.5015	ppb	1.0901	217.4	-5.1539
Sr 216.596	18.9405	ppb	0.2618	1.4	242.164
Ti 334.941	3.6839	ppb	0.1511	4.1	1050.49
Tl 190.794	-0.2360	ppb	1.2135	514.2	-9.0343
V 292.401	0.8616	ppb	0.0500	5.8	2.4515
Zn 206.200	2.5672	ppb	0.8503	33.1	3.7117

640-49490-i-1-a^10 (Samp) **10/22/2014, 4:50:08 PM** **Rack 1, Tube 47**

Weight: 1 **Volume: 1** **Dilution: 1**

Label	Replicates	Concentration	
Ag 328.068	0.1795u	0.0697u	0.1786u
Al 308.215	9.6551	7.3067	9.1971
As 188.980	-0.2959u	1.2850	-1.3985u

Label	Replicates Concentration		
B 249.678	360.058	360.356	363.376
Ba 389.178	5.8773	5.3225	5.3736
Be 313.042	0.0107u	0.0106u	0.0183
Ca 370.602	5998	5951	5961
Cd 226.502	-0.0187u	-0.0328u	0.1200
Co 228.615	0.2956	0.0235	0.3269
Cr 267.716	-0.0769	-0.1373u	-0.0871u
Cu 324.754	0.2487	0.1554	0.2005
Fe 271.441	67.2510	67.5935	63.2156
K 766.491	4545.20	4559.74	4569.02
Mg 279.078	4544.21	4518.72	4526.88
Mn 257.610	4.7725	4.6825	4.7514
Mo 202.032	0.0704	0.1731	-0.3082u
Na 330.237	226207x	226866x	225025x
Ni 231.604	0.0278	0.6691	-0.0511u
Pb 220.353	0.4238	0.7139	-0.1784u
Sb 206.834	2.9865	0.2551	1.6948
Se 196.026	6.9666	6.8561	-0.2667u
Sn 189.925	1.7611	-0.5727u	0.8441
Sr 216.596	675.078	667.395	670.086
Ti 334.941	0.0392	0.0428	0.0782
Tl 190.794	0.5101	0.0123	1.9353
V 292.401	0.2259	-0.0979u	0.1984
Zn 206.200	-0.5242u	-0.6064u	0.9983

Label	Sol'n Conc.	Units	SD	%RSD	Int. (c/s)
Ag 328.068	0.1426b	ppb	0.0631	44.3	-35.7677
Al 308.215	8.7196b	ppb	1.2449	14.3	562.418
As 188.980	-0.1365b	ppb	1.3488	988.4	-6.8440
B 249.678	361.263b	ppb	1.8352	0.5	6080.66
Ba 389.178	5.5245b	ppb	0.3066	5.6	59.6901
Be 313.042	0.0132b	ppb	0.0045	33.8	-286.262
Ca 370.602	5970b	ppb	24.73	0.4	16360
Cd 226.502	0.0228b	ppb	0.0844	370.2	21.1708
Co 228.615	0.2153b	ppb	0.1669	77.5	7.3068
Cr 267.716	-0.1005b	ppb	0.0323	32.2	31.0717
Cu 324.754	0.2015b	ppb	0.0466	23.1	250.662
Fe 271.441	66.0200b	ppb	2.4347	3.7	121.187
K 766.491	4557.99b	ppb	12.0070	0.3	202283
Mg 279.078	4529.94b	ppb	13.0161	0.3	12378.4
Mn 257.610	4.7355b	ppb	0.0471	1.0	957.859
Mo 202.032	-0.0216b	ppb	0.2535	1174.2	6.2309
Na 330.237	226032xb	ppb	932.586	0.4	10832.8
Ni 231.604	0.2153b	ppb	0.3950	183.5	-5.7049
Pb 220.353	0.3198b	ppb	0.4552	142.3	7.7211
Sb 206.834	1.6455b	ppb	1.3663	83.0	-3.6565
Se 196.026	4.5187b	ppb	4.1446	91.7	3.9546
Sn 189.925	0.6775b	ppb	1.1758	173.6	-4.9566
Sr 216.596	670.853b	ppb	3.8983	0.6	8385.96
Ti 334.941	0.0534b	ppb	0.0215	40.3	-43.7440
Tl 190.794	0.8193b	ppb	0.9981	121.8	-7.8508
V 292.401	0.1088b	ppb	0.1795	165.0	-17.2885
Zn 206.200	-0.0441b	ppb	0.9037	2049.0	0.9331

640-49490-i-1-a^100 (Samp) **10/22/2014, 4:54:25 PM** **Rack 1, Tube 48**

Weight: 1 **Volume: 1** **Dilution: 1**

Label	Replicates Concentration		
Ag 328.068	-0.0110u	0.5043	0.0692
Al 308.215	5.4193	2.4026	4.0446
As 188.980	0.6687	-0.9281u	0.7782
B 249.678	42.4987	41.9429	40.9766
Ba 389.178	0.9638	0.5960	0.8769
Be 313.042	0.0116	0.0030	0.0125
Ca 370.602	613.4	613.2	618.1
Cd 226.502	0.1116	0.0174	-0.0206u
Co 228.615	0.2002	0.1412	0.0277
Cr 267.716	0.0787	0.0621	0.2563
Cu 324.754	0.0760	-0.0205u	-0.3263u
Fe 271.441	13.0399	6.1883	12.8289
K 766.491	390.031	390.177	389.009
Mg 279.078	468.994	470.767	472.441
Mn 257.610	1.9872	1.9662	1.9880
Mo 202.032	-0.2751u	-0.1579u	0.0965
Na 330.237	20351.7	20344.7	20636.8
Ni 231.604	-0.0209u	-1.0995u	1.2994
Pb 220.353	-1.1052u	-0.3290u	0.0248
Sb 206.834	2.4782	-0.2203u	4.6678
Se 196.026	-5.8019u	0.0796	-0.6044u
Sn 189.925	-0.1628u	1.2387	2.5585
Sr 216.596	69.7651	67.8138	69.6538
Ti 334.941	0.0331	0.0769	0.0273
Tl 190.794	0.6551	-1.7964u	0.7054
V 292.401	-0.0942u	-0.1967u	0.3168
Zn 206.200	-0.5202u	1.7061	-1.1757u

Label	Sol'n Conc.	Units	SD	%RSD	Int. (c/s)
Ag 328.068	0.1875	ppb	0.2773	147.9	-11.6123
Al 308.215	3.9555	ppb	1.5103	38.2	529.553
As 188.980	0.1730	ppb	0.9551	552.2	-6.6366
B 249.678	41.8060	ppb	0.7702	1.8	744.968
Ba 389.178	0.8123	ppb	0.1922	23.7	-51.4930
Be 313.042	0.0090	ppb	0.0052	57.6	-271.691
Ca 370.602	614.9	ppb	2.805	0.5	1701
Cd 226.502	0.0361	ppb	0.0681	188.4	22.8541
Co 228.615	0.1231	ppb	0.0877	71.2	6.2419
Cr 267.716	0.1323	ppb	0.1077	81.4	39.5963
Cu 324.754	-0.0903	ppb	0.2100	232.7	229.103
Fe 271.441	10.6857	ppb	3.8963	36.5	33.1674
K 766.491	389.739	ppb	0.6365	0.2	17529.0
Mg 279.078	470.734	ppb	1.7235	0.4	1307.43
Mn 257.610	1.9805	ppb	0.0124	0.6	417.992
Mo 202.032	-0.1121	ppb	0.1900	169.4	5.6140
Na 330.237	20444.4	ppb	166.638	0.8	1001.35
Ni 231.604	0.0597	ppb	1.2015	2013.0	-6.1926
Pb 220.353	-0.4698	ppb	0.5780	123.0	6.4653
Sb 206.834	2.3086	ppb	2.4484	106.1	-2.6854
Se 196.026	-2.1089	ppb	3.2165	152.5	1.0082
Sn 189.925	1.2115	ppb	1.3609	112.3	-4.6204
Sr 216.596	69.0776	ppb	1.0959	1.6	868.145

Label	Sol'n Conc.	Units	SD	%RSD	Int. (c/s)
Ti 334.941	0.0458	ppb	0.0271	59.3	-35.9089
Tl 190.794	-0.1453	ppb	1.4302	984.3	-8.8966
V 292.401	0.0086	ppb	0.2717	3157.0	-18.3628
Zn 206.200	0.0034	ppb	1.5106	44083.8	0.9871

Cont Calib Verif (CCV) **10/22/2014, 4:58:41 PM** **Rack 1, Tube 49**

Weight: 1 **Volume: 1** **Dilution: 1**

Label	Replicates Concentration		
Ag 328.068	495.889	497.279	496.751
Al 308.215	4739.24	4777.03	4755.37
As 188.980	474.342	481.700	476.219
B 249.678	483.344	489.129	489.034
Ba 389.178	4854.12	4891.03	4882.19
Be 313.042	490.878	495.305	490.849
Ca 370.602	4966	5012	4989
Cd 226.502	494.417	498.111	496.337
Co 228.615	500.619	503.927	501.492
Cr 267.716	4912.81	4947.31	4928.61
Cu 324.754	4953.26	4995.75	4996.68
Fe 271.441	4846.19	4861.27	4858.28
K 766.491	10045.3	10118.0	10098.9
Mg 279.078	4834.84	4870.17	4853.67
Mn 257.610	5082.03	5122.58	5081.55
Mo 202.032	488.956	492.492	493.544
Na 330.237	7357.14	7456.56	7131.27
Ni 231.604	2491.52	2512.88	2502.07
Pb 220.353	496.163	500.449	494.855
Sb 206.834	951.514	960.447	954.535
Se 196.026	4916.04	4953.51	4940.76
Sn 189.925	4906.10	4930.38	4891.88
Sr 216.596	2450.15	2464.37	2458.59
Ti 334.941	480.979	484.877	483.661
Tl 190.794	5021.49	5053.99	5013.34
V 292.401	4915.81	4953.70	4934.23
Zn 206.200	2471.73	2484.29	2476.95

Label	Sol'n Conc.	Units	SD	%RSD	Int. (c/s)	QC Value
Ag 328.068	496.640	ppb	0.7017	0.1	42404.0	99.32797
Al 308.215	4757.21	ppb	18.9612	0.4	33763.5	95.14423
As 188.980	477.421	ppb	3.8234	0.8	312.659	95.48413
B 249.678	487.169	ppb	3.3133	0.7	8186.55	97.43380
Ba 389.178	4875.78	ppb	19.2703	0.4	109105	97.51559
Be 313.042	492.344	ppb	2.5642	0.5	900869	98.46883
Ca 370.602	4989	ppb	23.40	0.5	13982	99.77807
Cd 226.502	496.288	ppb	1.8474	0.4	21633.6	99.25770
Co 228.615	502.013	ppb	1.7143	0.3	5785.51	100.40257
Cr 267.716	4929.58	ppb	17.2700	0.4	272383	98.59158
Cu 324.754	4981.90	ppb	24.8050	0.5	367785	99.63792
Fe 271.441	4855.25	ppb	7.9842	0.2	7850.50	97.10501
K 766.491	10087.4	ppb	37.7243	0.4	447370	100.87409
Mg 279.078	4852.89	ppb	17.6760	0.4	13154.0	97.05784
Mn 257.610	5095.39	ppb	23.5529	0.5	950661	101.90775
Mo 202.032	491.664	ppb	2.4036	0.5	3363.30	98.33276

Label	Sol'n Conc.	Units	SD	%RSD	Int. (c/s)	QC Value
Na 330.237	7314.99	ppb	166.688	2.3	310.442	97.53320
Ni 231.604	2502.15	ppb	10.6773	0.4	7763.04	100.08615
Pb 220.353	497.155	ppb	2.9264	0.6	799.663	99.43108
Sb 206.834	955.499	ppb	4.5437	0.5	1441.52	95.54988
Se 196.026	4936.77	ppb	19.0467	0.4	2197.02	98.73539
Sn 189.925	4909.45	ppb	19.4701	0.4	3709.14	98.18901
Sr 216.596	2457.70	ppb	7.1512	0.3	30631.0	98.30813
Ti 334.941	483.172	ppb	1.9943	0.4	144430	96.63448
Tl 190.794	5029.61	ppb	21.5086	0.4	5486.09	100.59217
V 292.401	4934.58	ppb	18.9514	0.4	126020	98.69159
Zn 206.200	2477.66	ppb	6.3122	0.3	2692.88	99.10620

Cont Calib Blank (CCB) **10/22/2014, 5:02:56 PM** **Rack 1, Tube 50**

Weight: 1 **Volume: 1** **Dilution: 1**

Label	Replicates	Concentration	
Ag 328.068	0.1698	0.0414	0.2536
Al 308.215	2.7194	1.2600	2.5069
As 188.980	0.8722	2.0648	0.5140
B 249.678	9.9925	7.9981	7.6777
Ba 389.178	0.7070	-0.2244u	-0.3263u
Be 313.042	0.0379	0.0382	0.0366
Ca 370.602	8.149	6.637	0.9149
Cd 226.502	0.2259	0.0648	0.1629
Co 228.615	0.3117	1.0335	-0.1551u
Cr 267.716	0.4320	0.3993	0.4737
Cu 324.754	0.6126	0.2785	0.3558
Fe 271.441	3.0781	0.9643	-1.4970u
K 766.491	1.1956	0.7570	1.2107
Mg 279.078	1.9775	3.4429	-0.8482u
Mn 257.610	0.4796	0.4457	0.4394
Mo 202.032	1.2442	0.7485	0.5644
Na 330.237	72.4234	64.8370	116.420
Ni 231.604	-0.3542u	0.3912	-0.1331u
Pb 220.353	1.7718	0.6531	0.5276
Sb 206.834	2.6954	1.0072	0.6273
Se 196.026	4.1154	1.1623	-1.4261u
Sn 189.925	5.4725	1.1646	2.7525
Sr 216.596	0.5018	0.4645	0.0136
Ti 334.941	0.1398	0.1211	0.1587
Tl 190.794	3.1871	2.5084	2.4124
V 292.401	0.6071	0.6665	0.2617
Zn 206.200	-0.8982u	1.0094	0.3922

Label	Sol'n Conc.	Units	SD	%RSD	Int. (c/s)	QC Value
Ag 328.068	0.1549	ppb	0.1069	69.0	-12.0620	0.15495
Al 308.215	2.1621	ppb	0.7884	36.5	517.292	2.16209
As 188.980	1.1504	ppb	0.8120	70.6	-5.9827	1.15036
B 249.678	8.5561	ppb	1.2543	14.7	189.623	8.55607
Ba 389.178	0.0521	ppb	0.5695	1093.0	-69.1678	0.05210
Be 313.042	0.0376	ppb	0.0008	2.2	-217.411	0.03759
Ca 370.602	5.234	ppb	3.816	72.9	31.84	5.23359
Cd 226.502	0.1512	ppb	0.0812	53.7	27.9495	0.15120
Co 228.615	0.3967	ppb	0.5989	151.0	9.3645	0.39671

Label	Sol'n Conc.	Units	SD	%RSD	Int. (c/s)	QC Value
Cr 267.716	0.4350	ppb	0.0373	8.6	55.8756	0.43498
Cu 324.754	0.4156	ppb	0.1749	42.1	266.461	0.41564
Fe 271.441	0.8485	ppb	2.2897	269.9	17.5369	0.84847
K 766.491	1.0544	ppb	0.2577	24.4	300.876	1.05441
Mg 279.078	1.5241	ppb	2.1812	143.1	27.7451	1.52406
Mn 257.610	0.4549	ppb	0.0216	4.8	130.359	0.45491
Mo 202.032	0.8523	ppb	0.3516	41.2	12.2102	0.85235
Na 330.237	84.5601	ppb	27.8509	32.9	27.6955	84.56006
Ni 231.604	-0.0321	ppb	0.3828	1194.1	-6.4786	-0.03206
Pb 220.353	0.9841	ppb	0.6850	69.6	8.7684	0.98413
Sb 206.834	1.4433	ppb	1.1008	76.3	-3.9642	1.44329
Se 196.026	1.2839	ppb	2.7727	216.0	2.5155	1.28388
Sn 189.925	3.1299	ppb	2.1786	69.6	-3.1755	3.12988
Sr 216.596	0.3267	ppb	0.2717	83.2	9.2273	0.32665
Ti 334.941	0.1398	ppb	0.0188	13.4	-6.9065	0.13984
Tl 190.794	2.7026	ppb	0.4223	15.6	-5.7924	2.70263
V 292.401	0.5117	ppb	0.2185	42.7	-5.4984	0.51175
Zn 206.200	0.1678	ppb	0.9734	580.1	1.1663	0.16779

CRI (Samp) **10/22/2014, 5:07:11 PM** **Rack 1, Tube 51**

Weight: 1 **Volume: 1** **Dilution: 1**

Label	Replicates Concentration		
Ag 328.068	11.1180	11.2426	11.1466
Al 308.215	214.550	210.705	212.805
As 188.980	19.2084	21.8608	20.5915
B 249.678	108.988	108.377	108.378
Ba 389.178	10.8603	10.4741	10.8427
Be 313.042	4.3505	4.3079	4.3161
Ca 370.602	548.3	546.0	545.4
Cd 226.502	5.5878	5.3718	5.5313
Co 228.615	11.0593	10.9581	10.5433
Cr 267.716	11.0769	10.7298	11.2115
Cu 324.754	22.0655	21.4973	22.2230
Fe 271.441	57.9921	61.5598	59.9658
K 766.491	1101.30	1096.39	1099.81
Mg 279.078	533.139	527.953	526.764
Mn 257.610	12.0171	11.8753	12.1437
Mo 202.032	10.7868	11.1294	10.5366
Na 330.237	919.458	1048.87	965.601
Ni 231.604	43.3681	43.4103	43.7703
Pb 220.353	9.1550	10.6837	11.3115
Sb 206.834	22.7497	18.2369	23.8508
Se 196.026	25.8603	24.0891	22.0427
Sn 189.925	54.7274	54.1702	52.8553
Sr 216.596	10.6751	10.2846	10.6983
Ti 334.941	10.6890	10.5713	10.6869
Tl 190.794	27.6015	28.3310	27.4846
V 292.401	10.9461	10.9893	10.7807
Zn 206.200	21.5249	22.1005	21.8804

Label	Sol'n Conc.	Units	SD	%RSD	Int. (c/s)
Ag 328.068	11.1691	ppb	0.0653	0.6	929.633
Al 308.215	212.687	ppb	1.9250	0.9	1967.41

Label	Sol'n Conc.	Units	SD	%RSD	Int. (c/s)
As 188.980	20.5536	ppb	1.3266	6.5	7.0027
B 249.678	108.581	ppb	0.3527	0.3	1860.47
Ba 389.178	10.7257	ppb	0.2180	2.0	170.618
Be 313.042	4.3248	ppb	0.0226	0.5	7627.10
Ca 370.602	546.6	ppb	1.546	0.3	1518
Cd 226.502	5.4969	ppb	0.1120	2.0	260.760
Co 228.615	10.8536	ppb	0.2734	2.5	129.617
Cr 267.716	11.0060	ppb	0.2485	2.3	639.931
Cu 324.754	21.9286	ppb	0.3817	1.7	1854.11
Fe 271.441	59.8392	ppb	1.7872	3.0	112.791
K 766.491	1099.17	ppb	2.5209	0.2	48973.8
Mg 279.078	529.286	ppb	3.3900	0.6	1466.84
Mn 257.610	12.0121	ppb	0.1343	1.1	2290.02
Mo 202.032	10.8176	ppb	0.2976	2.8	80.3486
Na 330.237	977.978	ppb	65.5903	6.7	69.8373
Ni 231.604	43.5162	ppb	0.2211	0.5	128.736
Pb 220.353	10.3834	ppb	1.1092	10.7	23.6600
Sb 206.834	21.6124	ppb	2.9747	13.8	25.4933
Se 196.026	23.9974	ppb	1.9105	8.0	12.6125
Sn 189.925	53.9177	ppb	0.9612	1.8	35.2528
Sr 216.596	10.5526	ppb	0.2324	2.2	135.871
Ti 334.941	10.6491	ppb	0.0674	0.6	3136.27
Tl 190.794	27.8057	ppb	0.4587	1.6	21.5981
V 292.401	10.9054	ppb	0.1101	1.0	258.740
Zn 206.200	21.8353	ppb	0.2904	1.3	24.8073

mb 680-354613/1-a (Samp) **10/22/2014, 5:11:26 PM** **Rack 1, Tube 52**
Weight: 1 **Volume: 1** **Dilution: 1**

Label	Replicates	Concentration	
Ag 328.068	0.3752	0.0287	0.2715
Al 308.215	5.3066	4.6340	4.9517
As 188.980	-1.3937u	-0.1339u	2.6081
B 249.678	3.8978	3.3644	3.3763
Ba 389.178	-0.3555u	-0.5803u	-0.2437u
Be 313.042	0.0084	0.0095	0.0057
Ca 370.602	6.035	5.377	4.580
Cd 226.502	-0.0661u	0.0961	0.1274
Co 228.615	-0.3022u	0.4612	-0.0176u
Cr 267.716	0.1102	0.2277	0.0764
Cu 324.754	0.1150	0.1876	-0.0344u
Fe 271.441	7.8024	2.9453	1.8992
K 766.491	1.7130	2.0857	1.7941
Mg 279.078	2.4527	3.9287	0.1374
Mn 257.610	0.2021	0.2035	0.1818
Mo 202.032	0.2482	0.0881	0.4302
Na 330.237	101.951	65.9079	179.349
Ni 231.604	1.8302	0.1783	-0.1505u
Pb 220.353	0.3878	-1.4649u	0.8154
Sb 206.834	2.1800	-1.0608u	-0.4492u
Se 196.026	1.2223	-0.7563u	1.2958
Sn 189.925	0.2938	1.8581	0.0134
Sr 216.596	-0.1548u	-0.3373u	0.4835
Ti 334.941	0.0889	0.0506	0.0723

Label	Replicates Concentration		
Tl 190.794	3.0337	0.5456	0.5175
V 292.401	0.2981	0.1891	0.0411
Zn 206.200	2.1243	2.5481	4.0508

Label	Sol'n Conc.	Units	SD	%RSD	Int. (c/s)
Ag 328.068	0.2251	ppb	0.1778	79.0	-6.0560
Al 308.215	4.9641	ppb	0.3365	6.8	536.499
As 188.980	0.3601	ppb	2.0461	568.1	-6.5114
B 249.678	3.5462	ppb	0.3046	8.6	105.887
Ba 389.178	-0.3932	ppb	0.1714	43.6	-79.1367
Be 313.042	0.0079	ppb	0.0020	25.3	-271.684
Ca 370.602	5.331	ppb	0.7281	13.7	31.98
Cd 226.502	0.0525	ppb	0.1039	198.1	23.6808
Co 228.615	0.0471	ppb	0.3858	818.9	5.3610
Cr 267.716	0.1381	ppb	0.0794	57.5	39.4796
Cu 324.754	0.0894	ppb	0.1132	126.6	242.369
Fe 271.441	4.2156	ppb	3.1499	74.7	22.8715
K 766.491	1.8643	ppb	0.1960	10.5	336.774
Mg 279.078	2.1729	ppb	1.9111	87.9	29.5186
Mn 257.610	0.1958	ppb	0.0121	6.2	82.0391
Mo 202.032	0.2555	ppb	0.1712	67.0	8.1285
Na 330.237	115.736	ppb	57.9631	50.1	29.1234
Ni 231.604	0.6193	ppb	1.0614	171.4	-4.4548
Pb 220.353	-0.0872	ppb	1.2121	1389.4	7.0710
Sb 206.834	0.2233	ppb	1.7219	771.0	-5.7396
Se 196.026	0.5873	ppb	1.1641	198.2	2.2060
Sn 189.925	0.7218	ppb	0.9940	137.7	-4.9976
Sr 216.596	-0.0029	ppb	0.4310	14989.5	5.1098
Ti 334.941	0.0706	ppb	0.0192	27.2	-27.6053
Tl 190.794	1.3656	ppb	1.4447	105.8	-7.2504
V 292.401	0.1761	ppb	0.1290	73.3	-13.9702
Zn 206.200	2.9077	ppb	1.0123	34.8	4.1607

lcs 680-354613/2-a (Samp) **10/22/2014, 5:15:42 PM** **Rack 1, Tube 53**

Weight: 1 **Volume: 1** **Dilution: 1**

Label	Replicates Concentration		
Ag 328.068	53.7418	53.4026	54.0899
Al 308.215	5043.56	5021.37	5036.80
As 188.980	100.864	100.049	103.357
B 249.678	206.658	205.276	207.443
Ba 389.178	104.874	104.220	103.630
Be 313.042	52.3743	52.2287	52.3651
Ca 370.602	5282	5257	5254
Cd 226.502	54.0660	53.7951	54.1565
Co 228.615	53.7338	53.1074	52.8523
Cr 267.716	106.569	106.245	106.207
Cu 324.754	105.721	107.085	107.017
Fe 271.441	5211.74	5183.27	5205.81
K 766.491	5477.91	5476.89	5477.65
Mg 279.078	5133.52	5118.93	5125.13
Mn 257.610	554.282	550.586	551.425
Mo 202.032	103.450	104.277	103.947
Na 330.237	4900.24	4889.67	5022.07

Label	Replicates Concentration		
Ni 231.604	107.174	106.246	105.558
Pb 220.353	531.254	532.853	536.074
Sb 206.834	55.6755	52.4787	53.5381
Se 196.026	103.233	104.229	103.543
Sn 189.925	208.357	208.898	214.243
Sr 216.596	103.950	104.281	103.718
Ti 334.941	104.225	103.876	104.109
Tl 190.794	47.5191	42.6291	44.1782
V 292.401	106.189	105.568	105.755
Zn 206.200	109.705	108.880	109.557

Label	Sol'n Conc.	Units	SD	%RSD	Int. (c/s)
Ag 328.068	53.7448	ppb	0.3436	0.6	4569.79
Al 308.215	5033.91	ppb	11.3741	0.2	35162.6
As 188.980	101.423	ppb	1.7237	1.7	61.1180
B 249.678	206.459	ppb	1.0970	0.5	3483.84
Ba 389.178	104.241	ppb	0.6224	0.6	2274.04
Be 313.042	52.3227	ppb	0.0816	0.2	95452.7
Ca 370.602	5264	ppb	15.60	0.3	14426
Cd 226.502	54.0059	ppb	0.1881	0.3	2391.05
Co 228.615	53.2312	ppb	0.4536	0.9	617.060
Cr 267.716	106.340	ppb	0.1987	0.2	5911.50
Cu 324.754	106.608	ppb	0.7689	0.7	8106.93
Fe 271.441	5200.27	ppb	15.0224	0.3	8295.86
K 766.491	5477.48	ppb	0.5282	0.0	243039
Mg 279.078	5125.86	ppb	7.3224	0.1	13990.7
Mn 257.610	552.097	ppb	1.9376	0.4	103089
Mo 202.032	103.891	ppb	0.4165	0.4	716.533
Na 330.237	4937.33	ppb	73.5825	1.5	255.645
Ni 231.604	106.326	ppb	0.8110	0.8	324.124
Pb 220.353	533.394	ppb	2.4547	0.5	853.143
Sb 206.834	53.8974	ppb	1.6284	3.0	72.4074
Se 196.026	103.668	ppb	0.5096	0.5	48.1816
Sn 189.925	210.499	ppb	3.2533	1.5	153.730
Sr 216.596	103.983	ppb	0.2830	0.3	1307.95
Ti 334.941	104.070	ppb	0.1782	0.2	31078.2
Tl 190.794	44.7755	ppb	2.4991	5.6	39.6505
V 292.401	105.837	ppb	0.3185	0.3	2673.41
Zn 206.200	109.380	ppb	0.4399	0.4	119.935

660-63473-d-1-d (Samp) **10/22/2014, 5:19:57 PM** **Rack 1, Tube 54**

Weight: 1 **Volume: 1** **Dilution: 1**

Label	Replicates Concentration		
Ag 328.068	-0.0652u	0.2344u	0.0181u
Al 308.215	851.403	848.148	852.547
As 188.980	8.0934	8.6763	4.2773
B 249.678	4451.15	4471.60	4481.69
Ba 389.178	73.6492	73.1082	73.1988
Be 313.042	0.0392	0.0438	0.0377
Ca 370.602	161057	161427	161497
Cd 226.502	-0.0636	0.1788	0.0100
Co 228.615	10.3365	10.7286	9.9808
Cr 267.716	21.0061	21.1870	21.1918

Label	Replicates Concentration		
Cu 324.754	42.2311	42.4215	42.2309
Fe 271.441	14704.5	14710.6	14749.9
K 766.491	204295x	203786x	204101x
Mg 279.078	44273.6	44232.3	44210.4
Mn 257.610	471.724	473.280	473.524
Mo 202.032	1.1563	0.7853	1.0337
Na 330.237	691574x	687359x	689573x
Ni 231.604	37.2815	38.1509	37.3588
Pb 220.353	3.6762	0.1208	-0.2546
Sb 206.834	-2.1680u	1.1944	-1.2163u
Se 196.026	7.3898	13.7132	1.1574
Sn 189.925	2.6957	5.3851	6.2822
Sr 216.596	578.235	578.015	577.288
Ti 334.941	27.9824	28.0156	27.9821
Tl 190.794	-3.6287u	-1.2985u	-0.0588u
V 292.401	9.3967	9.1808	9.1903
Zn 206.200	12.7207	12.1560	8.6909

Label	Sol'n Conc.	Units	SD	%RSD	Int. (c/s)
Ag 328.068	0.0624b	ppb	0.1547	247.8	-40.7442
Al 308.215	850.699b	ppb	2.2824	0.3	6381.87
As 188.980	7.0157b	ppb	2.3893	34.1	-2.1449
B 249.678	4468.15b	ppb	15.5580	0.3	74643.7
Ba 389.178	73.3187b	ppb	0.2897	0.4	1640.88
Be 313.042	0.0402b	ppb	0.0032	7.9	-248.294
Ca 370.602	161327b	ppb	236.0	0.1	441493
Cd 226.502	0.0417b	ppb	0.1243	297.8	75.2854
Co 228.615	10.3486b	ppb	0.3741	3.6	125.641
Cr 267.716	21.1283b	ppb	0.1058	0.5	1223.07
Cu 324.754	42.2945b	ppb	0.1100	0.3	3362.84
Fe 271.441	14721.7b	ppb	24.6865	0.2	23435.2
K 766.491	204061xb	ppb	256.718	0.1	9045067
Mg 279.078	44238.8b	ppb	32.1098	0.1	120670
Mn 257.610	472.843b	ppb	0.9762	0.2	88583.5
Mo 202.032	0.9918b	ppb	0.1890	19.1	12.4608
Na 330.237	689502xb	ppb	2108.05	0.3	32992.9
Ni 231.604	37.5970b	ppb	0.4812	1.3	111.608
Pb 220.353	1.1808b	ppb	2.1692	183.7	10.1497
Sb 206.834	-0.7300b	ppb	1.7332	237.4	-6.4111
Se 196.026	7.4201b	ppb	6.2780	84.6	5.4741
Sn 189.925	4.7877b	ppb	1.8664	39.0	-1.6951
Sr 216.596	577.846b	ppb	0.4959	0.1	7300.56
Ti 334.941	27.9934b	ppb	0.0193	0.1	8344.78
Tl 190.794	-1.6620b	ppb	1.8125	109.1	-12.2415
V 292.401	9.2559b	ppb	0.1220	1.3	218.366
Zn 206.200	11.1892b	ppb	2.1819	19.5	12.4646

660-63473-d-1-dSD^5 (Samp) **10/22/2014, 5:25:12 PM** **Rack 1, Tube 55**
Weight: 1 **Volume: 1** **Dilution: 1**

Label	Replicates Concentration		
Ag 328.068	-0.0152u	-0.1703u	0.0858
Al 308.215	159.430	160.788	164.764
As 188.980	0.6012	-1.2185u	4.3364

Label	Replicates Concentration		
B 249.678	880.415	871.101	870.676
Ba 389.178	14.0472	13.7384	14.1712
Be 313.042	0.0198	0.0269	0.0304
Ca 370.602	29774	29677	29628
Cd 226.502	0.2384	0.1362	0.1255
Co 228.615	1.9770	2.0456	2.3427
Cr 267.716	4.4073	4.4019	4.5150
Cu 324.754	8.3865	8.4011	8.4631
Fe 271.441	2914.59	2882.39	2895.58
K 766.491	41238.4x	40856.1x	40991.6x
Mg 279.078	8664.01	8603.14	8593.19
Mn 257.610	91.7870	91.5424	91.8050
Mo 202.032	0.5926	-0.0038u	-0.0211u
Na 330.237	113891x	112349x	112645x
Ni 231.604	7.7784	6.9501	7.8857
Pb 220.353	0.3423	3.1081	3.6068
Sb 206.834	2.0071	-1.5444u	2.9094
Se 196.026	1.1796	-5.6727u	5.9065
Sn 189.925	3.3421	-2.7242u	2.9069
Sr 216.596	112.992	111.426	110.650
Ti 334.941	5.5911	5.6191	5.6336
Tl 190.794	-0.0420u	-2.3503u	1.2716
V 292.401	2.1676	2.2720	2.0925
Zn 206.200	2.7548	0.5943	3.0478

Label	Sol'n Conc.	Units	SD	%RSD	Int. (c/s)
Ag 328.068	-0.0332b	ppb	0.1290	388.2	-32.2272
Al 308.215	161.661b	ppb	2.7719	1.7	1619.81
As 188.980	1.2397b	ppb	2.8319	228.4	-5.9400
B 249.678	874.064b	ppb	5.5044	0.6	14639.4
Ba 389.178	13.9856b	ppb	0.2229	1.6	256.444
Be 313.042	0.0257b	ppb	0.0054	21.0	-243.999
Ca 370.602	29693b	ppb	73.96	0.2	81272
Cd 226.502	0.1667b	ppb	0.0623	37.4	39.0277
Co 228.615	2.1218b	ppb	0.1944	9.2	29.5830
Cr 267.716	4.4414b	ppb	0.0638	1.4	281.440
Cu 324.754	8.4169b	ppb	0.0407	0.5	858.060
Fe 271.441	2897.52b	ppb	16.1890	0.6	4625.50
K 766.491	41028.7xb	ppb	193.831	0.5	1818817
Mg 279.078	8620.11b	ppb	38.3434	0.4	23532.0
Mn 257.610	91.7115b	ppb	0.1467	0.2	17218.9
Mo 202.032	0.1893b	ppb	0.3494	184.6	7.5373
Na 330.237	112962xb	ppb	818.545	0.7	5424.90
Ni 231.604	7.5381b	ppb	0.5120	6.8	17.2727
Pb 220.353	2.3524b	ppb	1.7586	74.8	11.1491
Sb 206.834	1.1240b	ppb	2.3546	209.5	-4.2754
Se 196.026	0.4711b	ppb	5.8220	1235.7	2.1998
Sn 189.925	1.1749b	ppb	3.3838	288.0	-4.6179
Sr 216.596	111.689b	ppb	1.1934	1.1	1414.99
Ti 334.941	5.6146b	ppb	0.0216	0.4	1636.58
Tl 190.794	-0.3736b	ppb	1.8336	490.8	-9.4783
V 292.401	2.1774b	ppb	0.0901	4.1	37.4308
Zn 206.200	2.1323b	ppb	1.3400	62.8	3.1664

660-63473-d-1-dPDS (Samp) **10/22/2014, 5:29:28 PM** **Rack 1, Tube 56**

Weight: 1 **Volume: 1** **Dilution: 1**

Label	Replicates Concentration		
Ag 328.068	108.728	108.688	108.439
Al 308.215	1940.65	1941.67	1946.30
As 188.980	118.560	124.460	117.563
B 249.678	4665.47	4685.95	4697.24
Ba 389.178	158.263	158.635	158.753
Be 313.042	102.083	102.194	102.044
Ca 370.602	163297	166151	163771
Cd 226.502	102.263	102.511	102.659
Co 228.615	112.511	111.977	112.707
Cr 267.716	124.262	124.020	124.087
Cu 324.754	153.107	153.012	152.246
Fe 271.441	24733.8	24752.7	24699.4
K 766.491	212071x	212209x	211760x
Mg 279.078	53945.8	53944.1	53894.5
Mn 257.610	1522.11	1520.66	1514.21
Mo 202.032	102.467	102.701	102.454
Na 330.237	709404x	708408x	710788x
Ni 231.604	138.723	137.445	138.737
Pb 220.353	104.131	106.581	104.969
Sb 206.834	100.364	107.707	103.682
Se 196.026	113.239	117.884	113.659
Sn 189.925	100.990	106.002	103.512
Sr 216.596	664.806	665.810	665.626
Ti 334.941	130.365	130.501	130.252
Tl 190.794	11.5872	17.9884	17.7260
V 292.401	111.771	112.158	111.938
Zn 206.200	117.044	115.150	115.426

Label	Sol'n Conc.	Units	SD	%RSD	Int. (c/s)
Ag 328.068	108.618b	ppb	0.1570	0.1	9243.73
Al 308.215	1942.87b	ppb	3.0080	0.2	13929.6
As 188.980	120.194b	ppb	3.7279	3.1	73.5209
B 249.678	4682.89b	ppb	16.1081	0.3	78208.9
Ba 389.178	158.550b	ppb	0.2556	0.2	3569.38
Be 313.042	102.107b	ppb	0.0779	0.1	186519
Ca 370.602	164407b	ppb	1529	0.9	449878
Cd 226.502	102.478b	ppb	0.2002	0.2	4570.48
Co 228.615	112.398b	ppb	0.3774	0.3	1299.95
Cr 267.716	124.123b	ppb	0.1248	0.1	6922.32
Cu 324.754	152.788b	ppb	0.4724	0.3	11522.8
Fe 271.441	24728.6b	ppb	27.0012	0.1	39366.8
K 766.491	212013xb	ppb	230.118	0.1	9397568
Mg 279.078	53928.1b	ppb	29.1145	0.1	147074
Mn 257.610	1518.99b	ppb	4.2101	0.3	283841
Mo 202.032	102.541b	ppb	0.1391	0.1	706.367
Na 330.237	709533xb	ppb	1195.43	0.2	33945.6
Ni 231.604	138.302b	ppb	0.7423	0.5	424.942
Pb 220.353	105.227b	ppb	1.2455	1.2	175.844
Sb 206.834	103.918b	ppb	3.6769	3.5	146.460
Se 196.026	114.927b	ppb	2.5691	2.2	53.5743
Sn 189.925	103.501b	ppb	2.5059	2.4	72.9987
Sr 216.596	665.414b	ppb	0.5343	0.1	8405.81

Label	Sol'n Conc.	Units	SD	%RSD	Int. (c/s)
Ti 334.941	130.373b	ppb	0.1246	0.1	38975.2
Tl 190.794	15.7672b	ppb	3.6224	23.0	6.0978
V 292.401	111.955b	ppb	0.1940	0.2	2831.84
Zn 206.200	115.873b	ppb	1.0229	0.9	126.067

660-63473-d-1-e ms (Samp) **10/22/2014, 5:33:45 PM** **Rack 1, Tube 57**

Weight: 1 **Volume: 1** **Dilution: 1**

Label	Replicates Concentration		
Ag 328.068	55.7098	55.1721	55.4143
Al 308.215	6146.15	6146.27	6140.20
As 188.980	116.285	115.993	115.850
B 249.678	4499.94	4505.47	4513.65
Ba 389.178	167.482	166.720	167.801
Be 313.042	50.8713	50.7212	50.9329
Ca 370.602	154130	153644	154484
Cd 226.502	50.7156	50.7836	50.7915
Co 228.615	59.5658	59.5267	59.6043
Cr 267.716	120.059	120.405	120.778
Cu 324.754	145.864	146.296	146.552
Fe 271.441	18950.6	18929.3	18996.3
K 766.491	198679x	198909x	198633x
Mg 279.078	46770.4	46704.6	46762.8
Mn 257.610	953.952	951.665	956.351
Mo 202.032	100.425	98.8019	99.3650
Na 330.237	661488x	669295x	670204x
Ni 231.604	134.393	134.072	131.430
Pb 220.353	499.147	495.788	499.239
Sb 206.834	58.4349	54.2793	54.5298
Se 196.026	106.690	117.081	117.775
Sn 189.925	198.880	199.800	197.937
Sr 216.596	644.775	640.690	648.550
Ti 334.941	125.646	125.470	125.697
Tl 190.794	33.9894	39.5474	37.5255
V 292.401	107.960	108.983	108.940
Zn 206.200	110.660	107.985	110.217

Label	Sol'n Conc.	Units	SD	%RSD	Int. (c/s)
Ag 328.068	55.4321b	ppb	0.2693	0.5	4694.04
Al 308.215	6144.21b	ppb	3.4727	0.1	42825.8
As 188.980	116.043b	ppb	0.2217	0.2	70.8257
B 249.678	4506.35b	ppb	6.8966	0.2	75272.8
Ba 389.178	167.334b	ppb	0.5553	0.3	3752.68
Be 313.042	50.8418b	ppb	0.1088	0.2	92709.3
Ca 370.602	154086b	ppb	421.4	0.3	421677
Cd 226.502	50.7636b	ppb	0.0417	0.1	2298.55
Co 228.615	59.5656b	ppb	0.0388	0.1	691.609
Cr 267.716	120.414b	ppb	0.3594	0.3	6711.53
Cu 324.754	146.237b	ppb	0.3477	0.2	11036.9
Fe 271.441	18958.7b	ppb	34.1994	0.2	30182.2
K 766.491	198740xb	ppb	147.921	0.1	8809259
Mg 279.078	46745.9b	ppb	36.0044	0.1	127496
Mn 257.610	953.989b	ppb	2.3434	0.2	178374
Mo 202.032	99.5308b	ppb	0.8243	0.8	686.060

Label	Sol'n Conc.	Units	SD	%RSD	Int. (c/s)
Na 330.237	666996xb	ppb	4790.93	0.7	31912.9
Ni 231.604	133.298b	ppb	1.6259	1.2	409.042
Pb 220.353	498.058b	ppb	1.9666	0.4	798.113
Sb 206.834	55.7480b	ppb	2.3303	4.2	75.8064
Se 196.026	113.849b	ppb	6.2089	5.5	52.9174
Sn 189.925	198.872b	ppb	0.9317	0.5	145.147
Sr 216.596	644.672b	ppb	3.9314	0.6	8135.43
Ti 334.941	125.604b	ppb	0.1192	0.1	37539.3
Tl 190.794	37.0208b	ppb	2.8131	7.6	29.6027
V 292.401	108.628b	ppb	0.5788	0.5	2745.43
Zn 206.200	109.620b	ppb	1.4336	1.3	119.514

660-63473-d-1-f msd (Samp) **10/22/2014, 5:38:01 PM** **Rack 1, Tube 58**

Weight: 1 **Volume: 1** **Dilution: 1**

Label	Replicates Concentration		
Ag 328.068	53.3707	53.4364	53.8507
Al 308.215	5922.93	5919.00	5924.05
As 188.980	111.900	107.717	111.508
B 249.678	4232.27	4244.76	4259.59
Ba 389.178	159.929	160.082	160.271
Be 313.042	49.4501	49.4077	49.4016
Ca 370.602	144252	144049	144733
Cd 226.502	49.2805	49.3520	49.5125
Co 228.615	57.9300	56.9729	58.0748
Cr 267.716	116.483	116.455	116.375
Cu 324.754	140.649	140.793	139.485
Fe 271.441	17977.9	17969.6	17997.7
K 766.491	187748x	187451x	187132x
Mg 279.078	43967.5	43976.0	44099.4
Mn 257.610	907.521	906.721	913.100
Mo 202.032	96.7267	96.2440	96.7800
Na 330.237	619791x	621341x	621277x
Ni 231.604	127.827	129.194	129.589
Pb 220.353	482.017	482.216	482.605
Sb 206.834	52.3139	53.2266	52.2821
Se 196.026	111.946	109.823	111.596
Sn 189.925	190.861	197.330	196.329
Sr 216.596	609.700	610.807	610.561
Ti 334.941	121.193	120.910	120.920
Tl 190.794	32.8075	36.1802	37.0911
V 292.401	105.113	105.181	105.394
Zn 206.200	108.605	107.766	108.597

Label	Sol'n Conc.	Units	SD	%RSD	Int. (c/s)
Ag 328.068	53.5526b	ppb	0.2602	0.5	4534.49
Al 308.215	5921.99b	ppb	2.6572	0.0	41294.8
As 188.980	110.375b	ppb	2.3106	2.1	67.0371
B 249.678	4245.54b	ppb	13.6747	0.3	70918.7
Ba 389.178	160.094b	ppb	0.1715	0.1	3586.22
Be 313.042	49.4198b	ppb	0.0264	0.1	90110.1
Ca 370.602	144345b	ppb	351.1	0.2	395019
Cd 226.502	49.3816b	ppb	0.1188	0.2	2235.01
Co 228.615	57.6592b	ppb	0.5988	1.0	669.589

Label	Sol'n Conc.	Units	SD	%RSD	Int. (c/s)
Cr 267.716	116.438b	ppb	0.0562	0.0	6490.21
Cu 324.754	140.309b	ppb	0.7177	0.5	10598.9
Fe 271.441	17981.8b	ppb	14.4220	0.1	28627.9
K 766.491	187444xb	ppb	307.693	0.2	8308541
Mg 279.078	44014.3b	ppb	73.7963	0.2	120047
Mn 257.610	909.114b	ppb	3.4749	0.4	169982
Mo 202.032	96.5836b	ppb	0.2953	0.3	665.953
Na 330.237	620803xb	ppb	877.110	0.1	29704.2
Ni 231.604	128.870b	ppb	0.9247	0.7	395.213
Pb 220.353	482.279b	ppb	0.2991	0.1	773.031
Sb 206.834	52.6075b	ppb	0.5363	1.0	71.1921
Se 196.026	111.121b	ppb	1.1384	1.0	51.6878
Sn 189.925	194.840b	ppb	3.4821	1.8	142.081
Sr 216.596	610.356b	ppb	0.5812	0.1	7702.12
Ti 334.941	121.008b	ppb	0.1603	0.1	36163.8
Tl 190.794	35.3596b	ppb	2.2566	6.4	27.8994
V 292.401	105.230b	ppb	0.1465	0.1	2659.02
Zn 206.200	108.323b	ppb	0.4820	0.4	118.153

mb 680-354759/1-a (Samp) **10/22/2014, 5:42:18 PM** **Rack 1, Tube 59**

Weight: 1 **Volume: 1** **Dilution: 1**

Label	Replicates	Concentration	
Ag 328.068	0.2522	0.0124	0.1516
Al 308.215	1.0319	1.2635	-0.0173u
As 188.980	0.0320	0.4721	-4.8523u
B 249.678	79.2934	72.5911	64.7385
Ba 389.178	-0.4810u	-0.1667u	-0.2883u
Be 313.042	-0.0049u	-0.0084u	-0.0041u
Ca 370.602	9.113	13.74	6.793
Cd 226.502	0.2139	0.1230	0.0642
Co 228.615	-0.2502u	0.4979	0.2924
Cr 267.716	0.3618	0.3394	0.2246
Cu 324.754	-0.2729u	0.2451	0.0376
Fe 271.441	2.4932	8.8407	-0.7151u
K 766.491	10.0052	8.4109	6.2772
Mg 279.078	1.3945	1.7413	2.8043
Mn 257.610	0.0108	-0.0110u	-0.0693u
Mo 202.032	0.2849	0.9661	0.8484
Na 330.237	188.515	263.421	147.672
Ni 231.604	-0.4487u	0.1842	0.9762
Pb 220.353	0.8201	2.0854	-1.0303u
Sb 206.834	1.5857	-2.0401u	1.5276
Se 196.026	-7.6002u	-1.9986u	6.4034
Sn 189.925	-0.8005u	2.2043	-0.3436u
Sr 216.596	0.1252	0.4695	0.0131
Ti 334.941	0.0505	0.0292	0.1110
Tl 190.794	0.7983	-0.6936u	-0.6040u
V 292.401	0.0496	-0.1338u	0.1900
Zn 206.200	3.0036	3.4924	2.7746

Label	Sol'n Conc.	Units	SD	%RSD	Int. (c/s)
Ag 328.068	0.1387	ppb	0.1204	86.8	-13.4494
Al 308.215	0.7593	ppb	0.6825	89.9	507.590

Label	Sol'n Conc.	Units	SD	%RSD	Int. (c/s)
As 188.980	-1.4494	ppb	2.9552	203.9	-7.7227
B 249.678	72.2077	ppb	7.2850	10.1	1252.76
Ba 389.178	-0.3120	ppb	0.1585	50.8	-77.3153
Be 313.042	-0.0058	ppb	0.0023	39.3	-296.809
Ca 370.602	9.883	ppb	3.538	35.8	44.48
Cd 226.502	0.1337	ppb	0.0755	56.4	27.2057
Co 228.615	0.1800	ppb	0.3865	214.7	6.8772
Cr 267.716	0.3086	ppb	0.0736	23.8	48.8989
Cu 324.754	0.0033	ppb	0.2607	7967.2	236.035
Fe 271.441	3.5396	ppb	4.8631	137.4	21.8304
K 766.491	8.2311	ppb	1.8705	22.7	618.977
Mg 279.078	1.9800	ppb	0.7346	37.1	28.9995
Mn 257.610	-0.0232	ppb	0.0414	178.7	41.1965
Mo 202.032	0.6998	ppb	0.3641	52.0	11.1671
Na 330.237	199.869	ppb	58.7037	29.4	33.1483
Ni 231.604	0.2372	ppb	0.7139	300.9	-5.6423
Pb 220.353	0.6251	ppb	1.5670	250.7	8.1995
Sb 206.834	0.3577	ppb	2.0768	580.6	-5.5500
Se 196.026	-1.0651	ppb	7.0483	661.7	1.4716
Sn 189.925	0.3534	ppb	1.6191	458.1	-5.2763
Sr 216.596	0.2026	ppb	0.2379	117.4	7.6820
Ti 334.941	0.0636	ppb	0.0424	66.8	-29.7160
Tl 190.794	-0.1665	ppb	0.8367	502.6	-8.9219
V 292.401	0.0352	ppb	0.1624	460.8	-17.6625
Zn 206.200	3.0902	ppb	0.3666	11.9	4.3597

lcs 680-354759/2-a (Samp) **10/22/2014, 5:46:35 PM** **Rack 1, Tube 60**

Weight: 1 **Volume: 1** **Dilution: 1**

Label	Replicates Concentration		
Ag 328.068	50.2965	50.1687	50.7130
Al 308.215	4769.11	4826.14	4805.21
As 188.980	98.3403	100.206	98.3210
B 249.678	223.702	224.890	221.886
Ba 389.178	97.6736	98.1245	97.6406
Be 313.042	50.2861	50.4926	50.3186
Ca 370.602	4833	4879	4864
Cd 226.502	50.3260	50.3073	50.1257
Co 228.615	50.0153	50.1684	50.2253
Cr 267.716	100.525	100.629	100.265
Cu 324.754	101.801	101.918	102.323
Fe 271.441	4906.41	4940.83	4914.89
K 766.491	4942.92	4941.06	4933.40
Mg 279.078	4759.71	4795.92	4774.05
Mn 257.610	513.848	516.788	515.700
Mo 202.032	99.3950	99.0099	99.9262
Na 330.237	4944.18	4605.93	4584.32
Ni 231.604	99.1498	99.4117	98.8777
Pb 220.353	498.223	499.855	494.307
Sb 206.834	50.2558	49.2604	48.1713
Se 196.026	104.329	101.995	104.507
Sn 189.925	187.978	193.722	194.556
Sr 216.596	97.3959	99.0174	98.0132
Ti 334.941	99.1527	100.058	99.5525

Label	Replicates	Concentration	
Tl 190.794	36.6823	37.9198	36.6869
V 292.401	99.5292	99.6472	99.6553
Zn 206.200	104.505	103.580	101.170

Label	Sol'n Conc.	Units	SD	%RSD	Int. (c/s)
Ag 328.068	50.3927	ppb	0.2846	0.6	4283.15
Al 308.215	4800.15	ppb	28.8527	0.6	33553.1
As 188.980	98.9559	ppb	1.0830	1.1	59.4674
B 249.678	223.492	ppb	1.5129	0.7	3768.96
Ba 389.178	97.8129	ppb	0.2704	0.3	2129.51
Be 313.042	50.3658	ppb	0.1110	0.2	91871.8
Ca 370.602	4859	ppb	23.53	0.5	13317
Cd 226.502	50.2530	ppb	0.1107	0.2	2226.69
Co 228.615	50.1363	ppb	0.1086	0.2	581.441
Cr 267.716	100.473	ppb	0.1874	0.2	5587.12
Cu 324.754	102.014	ppb	0.2740	0.3	7767.81
Fe 271.441	4920.71	ppb	17.9327	0.4	7850.75
K 766.491	4939.13	ppb	5.0446	0.1	219177
Mg 279.078	4776.56	ppb	18.2374	0.4	13038.6
Mn 257.610	515.445	ppb	1.4865	0.3	96248.8
Mo 202.032	99.4437	ppb	0.4601	0.5	686.135
Na 330.237	4711.47	ppb	201.817	4.3	245.049
Ni 231.604	99.1464	ppb	0.2670	0.3	301.812
Pb 220.353	497.462	ppb	2.8511	0.6	796.157
Sb 206.834	49.2292	ppb	1.0426	2.1	65.5703
Se 196.026	103.610	ppb	1.4016	1.4	48.1476
Sn 189.925	192.085	ppb	3.5815	1.9	139.797
Sr 216.596	98.1422	ppb	0.8184	0.8	1234.79
Ti 334.941	99.5878	ppb	0.4538	0.5	29737.4
Tl 190.794	37.0963	ppb	0.7132	1.9	31.2944
V 292.401	99.6106	ppb	0.0706	0.1	2514.57
Zn 206.200	103.085	ppb	1.7217	1.7	113.084

Cont Calib Verif (CCV) **10/22/2014, 5:50:52 PM** **Rack 2, Tube 1**

Weight: 1 **Volume: 1** **Dilution: 1**

Label	Replicates	Concentration	
Ag 328.068	505.592	501.523	504.155
Al 308.215	4847.54	4834.59	4835.36
As 188.980	483.605	473.911	477.833
B 249.678	510.091	508.287	509.555
Ba 389.178	4979.01	4960.74	4969.82
Be 313.042	500.425	497.801	497.557
Ca 370.602	5013	4975	4962
Cd 226.502	503.931	502.173	501.875
Co 228.615	508.676	505.608	505.205
Cr 267.716	5019.36	4991.74	4993.99
Cu 324.754	5064.34	5071.82	5104.30
Fe 271.441	4955.38	4943.31	4953.71
K 766.491	10132.3	10130.8	10132.6
Mg 279.078	4935.54	4910.15	4914.70
Mn 257.610	5133.02	5088.70	5074.24
Mo 202.032	499.117	493.557	497.725
Na 330.237	7803.37	7616.98	7533.81

Label	Replicates Concentration		
Ni 231.604	2554.88	2527.31	2536.48
Pb 220.353	508.249	505.244	503.424
Sb 206.834	966.468	962.107	965.781
Se 196.026	4956.97	4950.64	4966.21
Sn 189.925	5025.42	4984.00	4948.70
Sr 216.596	2507.05	2497.14	2503.09
Ti 334.941	492.378	491.119	491.108
Tl 190.794	5111.25	5055.16	5075.59
V 292.401	4990.31	4961.00	4954.74
Zn 206.200	2538.18	2512.81	2511.47

Label	Sol'n Conc.	Units	SD	%RSD	Int. (c/s)	QC Value
Ag 328.068	503.757	ppb	2.0639	0.4	43010.6	100.75133
Al 308.215	4839.16	ppb	7.2636	0.2	34336.8	96.78327
As 188.980	478.449	ppb	4.8763	1.0	313.346	95.68987
B 249.678	509.311	ppb	0.9264	0.2	8556.43	101.86226
Ba 389.178	4969.86	ppb	9.1351	0.2	111212	99.39715
Be 313.042	498.594	ppb	1.5899	0.3	912309	99.71884
Ca 370.602	4983	ppb	26.62	0.5	13974	99.66528
Cd 226.502	502.660	ppb	1.1110	0.2	21911.2	100.53195
Co 228.615	506.496	ppb	1.8983	0.4	5837.29	101.29924
Cr 267.716	5001.70	ppb	15.3364	0.3	276367	100.03391
Cu 324.754	5080.15	ppb	21.2451	0.4	375034	101.60309
Fe 271.441	4950.80	ppb	6.5416	0.1	8004.23	99.01596
K 766.491	10131.9	ppb	0.9786	0.0	449342	101.31898
Mg 279.078	4920.13	ppb	13.5381	0.3	13335.6	98.40254
Mn 257.610	5098.65	ppb	30.6286	0.6	951271	101.97304
Mo 202.032	496.800	ppb	2.8932	0.6	3398.32	99.35994
Na 330.237	7651.38	ppb	138.035	1.8	325.171	102.01846
Ni 231.604	2539.56	ppb	14.0427	0.6	7879.18	101.58223
Pb 220.353	505.639	ppb	2.4368	0.5	813.207	101.12782
Sb 206.834	964.785	ppb	2.3448	0.2	1456.29	96.47852
Se 196.026	4957.94	ppb	7.8316	0.2	2206.45	99.15883
Sn 189.925	4986.04	ppb	38.4016	0.8	3767.09	99.72077
Sr 216.596	2502.43	ppb	4.9896	0.2	31188.5	100.09714
Ti 334.941	491.535	ppb	0.7300	0.1	146930	98.30704
Tl 190.794	5080.67	ppb	28.3888	0.6	5541.93	101.61334
V 292.401	4968.69	ppb	18.9891	0.4	126887	99.37371
Zn 206.200	2520.82	ppb	15.0463	0.6	2739.68	100.83276

Cont Calib Blank (CCB) **10/22/2014, 5:55:07 PM** **Rack 2, Tube 2**

Weight: 1 **Volume: 1** **Dilution: 1**

Label	Replicates Concentration		
Ag 328.068	-0.2817u	0.1431	0.1301
Al 308.215	3.2334	0.0350	3.0928
As 188.980	3.2196	-2.0779u	-4.3959u
B 249.678	18.9187	16.5348	16.0689
Ba 389.178	0.0142	0.8458	0.2496
Be 313.042	0.0408	0.0389	0.0315
Ca 370.602	1.900	0.3227	4.510
Cd 226.502	0.1759	0.1120	0.0206
Co 228.615	0.3942	0.0001u	-0.3900u
Cr 267.716	0.4615	0.4407	0.5344

Label	Replicates	Concentration	
Cu 324.754	0.6912	0.0877	0.6419
Fe 271.441	1.5302	-0.3121u	4.8765
K 766.491	2.7260	2.0507	2.2727
Mg 279.078	2.0136	-0.6870u	1.6361
Mn 257.610	0.5005	0.4769	0.5159
Mo 202.032	1.3660	0.7609	0.7181
Na 330.237	26.6676	-20.9638u	101.545
Ni 231.604	1.2023	1.6398	-0.1294u
Pb 220.353	-0.4178u	1.5927	1.8387
Sb 206.834	0.3727	0.8090	-0.6334u
Se 196.026	0.5660	4.2211	5.6728
Sn 189.925	2.4816	2.2324	1.0563
Sr 216.596	0.4643	0.2201	0.2631
Ti 334.941	0.1616	0.1260	0.1062
Tl 190.794	2.7541	5.3202	6.1317
V 292.401	0.6956	0.5563	0.6655
Zn 206.200	1.6860	1.7311	1.2995

Label	Sol'n Conc.	Units	SD	%RSD	Int. (c/s)	QC Value
Ag 328.068	-0.0028	ppb	0.2416	8587.3	-25.5525	-0.00281
Al 308.215	2.1204	ppb	1.8073	85.2	517.018	2.12039
As 188.980	-1.0847	ppb	3.9037	359.9	-7.4786	-1.08473
B 249.678	17.1741	ppb	1.5287	8.9	333.557	17.17415
Ba 389.178	0.3699	ppb	0.4286	115.9	-62.0536	0.36988
Be 313.042	0.0371	ppb	0.0049	13.3	-218.392	0.03706
Ca 370.602	2.244	ppb	2.114	94.2	23.63	2.24421
Cd 226.502	0.1029	ppb	0.0781	75.9	25.8551	0.10286
Co 228.615	0.0014	ppb	0.3921	27420.4	4.8164	0.00143
Cr 267.716	0.4789	ppb	0.0492	10.3	58.3009	0.47886
Cu 324.754	0.4736	ppb	0.3351	70.8	270.740	0.47360
Fe 271.441	2.0315	ppb	2.6304	129.5	19.4066	2.03154
K 766.491	2.3498	ppb	0.3442	14.6	358.294	2.34981
Mg 279.078	0.9876	ppb	1.4624	148.1	26.2812	0.98756
Mn 257.610	0.4978	ppb	0.0196	3.9	138.353	0.49777
Mo 202.032	0.9483	ppb	0.3623	38.2	12.8665	0.94834
Na 330.237	35.7495	ppb	61.7572	172.7	25.3361	35.74952
Ni 231.604	0.9043	ppb	0.9215	101.9	-3.5705	0.90426
Pb 220.353	1.0045	ppb	1.2379	123.2	8.8009	1.00454
Sb 206.834	0.1828	ppb	0.7397	404.7	-5.8080	0.18278
Se 196.026	3.4866	ppb	2.6314	75.5	3.4945	3.48661
Sn 189.925	1.9235	ppb	0.7612	39.6	-4.0884	1.92346
Sr 216.596	0.3158	ppb	0.1304	41.3	9.0721	0.31583
Ti 334.941	0.1313	ppb	0.0281	21.4	-9.4714	0.13125
Tl 190.794	4.7353	ppb	1.7631	37.2	-3.5763	4.73532
V 292.401	0.6391	ppb	0.0733	11.5	-2.2461	0.63912
Zn 206.200	1.5722	ppb	0.2373	15.1	2.7007	1.57222

480-69603-c-3-a (Samp) **10/22/2014, 5:59:23 PM** **Rack 2, Tube 3**

Weight: 1 **Volume: 1** **Dilution: 1**

Label	Replicates	Concentration	
Ag 328.068	0.0677	0.1146	-0.2073u
Al 308.215	96.5746	97.4519	97.0894
As 188.980	-3.8020u	1.6968	-2.8665u

Label	Replicates Concentration		
B 249.678	27.1174	26.6892	26.3082
Ba 389.178	16.5155	17.2225	17.0985
Be 313.042	0.0110	0.0122	0.0097
Ca 370.602	6896	6847	6854
Cd 226.502	0.1851	0.2373	0.0858
Co 228.615	0.2854	0.8022	0.1244
Cr 267.716	0.7977	0.6988	0.5407
Cu 324.754	1.1611	1.4096	1.0321
Fe 271.441	726.828	728.004	728.180
K 766.491	2011.28	2002.81	1995.74
Mg 279.078	1182.18	1187.18	1181.12
Mn 257.610	98.4683	97.7482	97.9266
Mo 202.032	0.7464	0.6866	0.1980
Na 330.237	21038.8	20970.0	21092.0
Ni 231.604	1.6192	1.1472	2.6165
Pb 220.353	1.4571	2.7580	-0.0819u
Sb 206.834	0.1810	1.9162	0.1902
Se 196.026	1.4867	6.3686	8.4820
Sn 189.925	0.1811	-0.1847u	-0.3044u
Sr 216.596	42.1821	42.9753	42.4302
Ti 334.941	2.0783	2.0230	1.9851
Tl 190.794	4.7072	0.5769	3.0328
V 292.401	0.3177	0.1865	0.4596
Zn 206.200	7.7821	8.7705	10.0446

Label	Sol'n Conc.	Units	SD	%RSD	Int. (c/s)
Ag 328.068	-0.0083	ppb	0.1739	2089.3	-27.1375
Al 308.215	97.0386	ppb	0.4409	0.5	1171.29
As 188.980	-1.6572	ppb	2.9421	177.5	-7.8655
B 249.678	26.7049	ppb	0.4048	1.5	491.057
Ba 389.178	16.9455	ppb	0.3775	2.2	311.071
Be 313.042	0.0110	ppb	0.0013	11.7	-266.318
Ca 370.602	6866	ppb	26.61	0.4	18807
Cd 226.502	0.1694	ppb	0.0770	45.4	31.3873
Co 228.615	0.4040	ppb	0.3541	87.7	9.5521
Cr 267.716	0.6791	ppb	0.1296	19.1	70.6382
Cu 324.754	1.2009	ppb	0.1919	16.0	324.708
Fe 271.441	727.671	ppb	0.7354	0.1	1173.70
K 766.491	2003.28	ppb	7.7789	0.4	89047.8
Mg 279.078	1183.50	ppb	3.2358	0.3	3249.40
Mn 257.610	98.0477	ppb	0.3750	0.4	18346.4
Mo 202.032	0.5437	ppb	0.3009	55.3	10.0651
Na 330.237	21033.6	ppb	61.1281	0.3	1029.12
Ni 231.604	1.7943	ppb	0.7501	41.8	-0.7452
Pb 220.353	1.3777	ppb	1.4217	103.2	9.4595
Sb 206.834	0.7625	ppb	0.9992	131.0	-4.9265
Se 196.026	5.4458	ppb	3.5878	65.9	4.3930
Sn 189.925	-0.1027	ppb	0.2530	246.3	-5.6146
Sr 216.596	42.5292	ppb	0.4058	1.0	539.815
Ti 334.941	2.0288	ppb	0.0469	2.3	558.361
Tl 190.794	2.7723	ppb	2.0775	74.9	-5.7632
V 292.401	0.3213	ppb	0.1366	42.5	-10.1870
Zn 206.200	8.8657	ppb	1.1342	12.8	10.6362

480-69603-c-3-aSD^5 (Samp) **10/22/2014, 6:03:39 PM** **Rack 2, Tube 4**

Weight: 1 **Volume: 1** **Dilution: 1**

Label	Replicates Concentration		
Ag 328.068	0.0516	0.3383	-0.1488u
Al 308.215	21.2532	22.6578	22.0814
As 188.980	-5.3435u	-1.5529u	2.1176
B 249.678	10.7193	10.4471	10.2437
Ba 389.178	3.9387	3.4985	3.0707
Be 313.042	0.0045	0.0031	0.0048
Ca 370.602	1588	1570	1538
Cd 226.502	0.0598	0.1007	0.1062
Co 228.615	-0.0756u	-0.2257u	-0.3731u
Cr 267.716	0.3377	0.1547	0.2962
Cu 324.754	0.4301	0.0311	0.2464
Fe 271.441	165.554	167.458	164.780
K 766.491	471.428	464.793	456.206
Mg 279.078	279.306	274.902	268.583
Mn 257.610	22.8724	22.5612	22.1470
Mo 202.032	-0.1325u	0.4538	0.3815
Na 330.237	4726.74	4748.67	4752.19
Ni 231.604	0.5469	1.0193	-0.2427u
Pb 220.353	0.3913	1.0104	2.2478
Sb 206.834	-0.1631u	-0.3340u	-0.9859u
Se 196.026	8.1654	7.9819	4.1485
Sn 189.925	-1.1331u	-1.0034u	-0.4937u
Sr 216.596	10.1952	9.6936	9.6177
Ti 334.941	0.4398	0.4396	0.4688
Tl 190.794	1.5494	-0.0656u	1.7018
V 292.401	0.4901	0.3795	0.0604
Zn 206.200	0.3518	3.1307	2.3209

Label	Sol'n Conc.	Units	SD	%RSD	Int. (c/s)
Ag 328.068	0.0803	ppb	0.2448	304.7	-18.6871
Al 308.215	21.9975	ppb	0.7060	3.2	653.957
As 188.980	-1.5929	ppb	3.7307	234.2	-7.8194
B 249.678	10.4700	ppb	0.2386	2.3	221.191
Ba 389.178	3.5026	ppb	0.4340	12.4	8.5459
Be 313.042	0.0041	ppb	0.0009	21.9	-278.633
Ca 370.602	1565	ppb	25.29	1.6	4301
Cd 226.502	0.0889	ppb	0.0254	28.6	25.8372
Co 228.615	-0.2248	ppb	0.1487	66.2	2.2528
Cr 267.716	0.2629	ppb	0.0960	36.5	46.6594
Cu 324.754	0.2359	ppb	0.1997	84.7	253.248
Fe 271.441	165.931	ppb	1.3779	0.8	280.088
K 766.491	464.143	ppb	7.6319	1.6	20826.9
Mg 279.078	274.264	ppb	5.3900	2.0	771.152
Mn 257.610	22.5269	ppb	0.3639	1.6	4250.21
Mo 202.032	0.2343	ppb	0.3197	136.5	7.9760
Na 330.237	4742.53	ppb	13.7893	0.3	250.358
Ni 231.604	0.4412	ppb	0.6376	144.5	-4.9943
Pb 220.353	1.2165	ppb	0.9452	77.7	9.1528
Sb 206.834	-0.4943	ppb	0.4342	87.8	-6.7829
Se 196.026	6.7652	ppb	2.2680	33.5	4.9578
Sn 189.925	-0.8767	ppb	0.3380	38.5	-6.2055
Sr 216.596	9.8355	ppb	0.3138	3.2	128.795

Label	Sol'n Conc.	Units	SD	%RSD	Int. (c/s)
Ti 334.941	0.4494	ppb	0.0168	3.7	85.7703
Tl 190.794	1.0619	ppb	0.9794	92.2	-7.5922
V 292.401	0.3100	ppb	0.2232	72.0	-10.5181
Zn 206.200	1.9344	ppb	1.4292	73.9	3.0897

480-69603-c-3-aPDS (Samp) **10/22/2014, 6:07:55 PM** **Rack 2, Tube 5**

Weight: 1 **Volume: 1** **Dilution: 1**

Label	Replicates Concentration		
Ag 328.068	98.2077	96.9681	99.9022
Al 308.215	1060.53	1056.02	1058.66
As 188.980	97.1096	98.0645	100.494
B 249.678	216.219	216.740	216.467
Ba 389.178	103.558	105.048	103.100
Be 313.042	100.352	100.097	100.023
Ca 370.602	16735	16719	16766
Cd 226.502	98.3046	98.7442	98.2324
Co 228.615	100.650	100.497	100.881
Cr 267.716	101.739	101.446	101.514
Cu 324.754	104.081	103.771	104.662
Fe 271.441	10619.6	10603.5	10623.0
K 766.491	12425.0	12385.7	12368.5
Mg 279.078	10828.6	10812.5	10802.3
Mn 257.610	1137.03	1136.35	1141.24
Mo 202.032	100.493	99.3418	99.8496
Na 330.237	29880.5	29642.4	29738.0
Ni 231.604	100.169	100.018	100.612
Pb 220.353	97.7632	99.2764	99.2278
Sb 206.834	96.4674	94.5973	100.516
Se 196.026	105.785	97.8772	98.7266
Sn 189.925	97.4873	95.9323	94.2590
Sr 216.596	141.751	140.680	141.014
Ti 334.941	101.921	101.555	101.346
Tl 190.794	18.7219	17.7618	18.9905
V 292.401	100.434	100.448	100.949
Zn 206.200	108.101	106.487	107.440

Label	Sol'n Conc.	Units	SD	%RSD	Int. (c/s)
Ag 328.068	98.3594	ppb	1.4729	1.5	8386.11
Al 308.215	1058.41	ppb	2.2653	0.2	7818.37
As 188.980	98.5560	ppb	1.7448	1.8	59.1228
B 249.678	216.475	ppb	0.2603	0.1	3639.23
Ba 389.178	103.902	ppb	1.0188	1.0	2277.38
Be 313.042	100.157	ppb	0.1724	0.2	182988
Ca 370.602	16740	ppb	23.50	0.1	45791
Cd 226.502	98.4271	ppb	0.2770	0.3	4344.38
Co 228.615	100.676	ppb	0.1934	0.2	1163.42
Cr 267.716	101.566	ppb	0.1531	0.2	5653.35
Cu 324.754	104.171	ppb	0.4520	0.4	7929.46
Fe 271.441	10615.4	ppb	10.3930	0.1	16915.4
K 766.491	12393.1	ppb	29.0026	0.2	549566
Mg 279.078	10814.5	ppb	13.2368	0.1	29495.0
Mn 257.610	1138.20	ppb	2.6488	0.2	212482
Mo 202.032	99.8948	ppb	0.5769	0.6	688.950

Label	Sol'n Conc.	Units	SD	%RSD	Int. (c/s)
Na 330.237	29753.6	ppb	119.799	0.4	1441.16
Ni 231.604	100.266	ppb	0.3089	0.3	305.650
Pb 220.353	98.7558	ppb	0.8600	0.9	164.575
Sb 206.834	97.1935	ppb	3.0254	3.1	135.939
Se 196.026	100.796	ppb	4.3413	4.3	47.0845
Sn 189.925	95.8929	ppb	1.6145	1.7	67.0224
Sr 216.596	141.148	ppb	0.5482	0.4	1783.51
Ti 334.941	101.607	ppb	0.2912	0.3	30350.5
Tl 190.794	18.4914	ppb	0.6460	3.5	10.7122
V 292.401	100.611	ppb	0.2934	0.3	2542.10
Zn 206.200	107.343	ppb	0.8113	0.8	117.470

480-69603-c-3-b ms (Samp) **10/22/2014, 6:12:10 PM** **Rack 2, Tube 6**

Weight: 1 **Volume: 1** **Dilution: 1**

Label	Replicates Concentration		
Ag 328.068	50.1360	50.5514	50.4044
Al 308.215	4854.81	4865.86	4849.89
As 188.980	96.3720	96.0911	96.1140
B 249.678	214.556	214.763	213.695
Ba 389.178	113.153	112.898	113.531
Be 313.042	50.3310	50.4909	50.3692
Ca 370.602	11397	11440	11373
Cd 226.502	49.9985	49.9534	49.9031
Co 228.615	50.3715	49.7776	50.8431
Cr 267.716	100.278	100.732	100.527
Cu 324.754	101.689	103.545	103.028
Fe 271.441	5562.21	5578.63	5568.03
K 766.491	6925.80	6941.57	6915.89
Mg 279.078	5871.47	5879.05	5855.35
Mn 257.610	608.953	610.218	606.686
Mo 202.032	98.9935	99.8038	99.3248
Na 330.237	24591.7	24663.3	24741.0
Ni 231.604	100.386	101.155	99.6646
Pb 220.353	490.627	491.878	490.867
Sb 206.834	49.2563	46.0531	49.9825
Se 196.026	106.315	102.836	103.288
Sn 189.925	188.105	194.368	194.370
Sr 216.596	138.695	138.463	137.618
Ti 334.941	100.440	101.428	100.631
Tl 190.794	36.6053	41.8494	38.9076
V 292.401	100.213	99.8151	99.8726
Zn 206.200	104.259	106.981	107.140

Label	Sol'n Conc.	Units	SD	%RSD	Int. (c/s)
Ag 328.068	50.3639	ppb	0.2107	0.4	4279.66
Al 308.215	4856.85	ppb	8.1819	0.2	33944.3
As 188.980	96.1924	ppb	0.1560	0.2	57.6142
B 249.678	214.338	ppb	0.5665	0.3	3614.54
Ba 389.178	113.194	ppb	0.3181	0.3	2475.70
Be 313.042	50.3970	ppb	0.0835	0.2	91928.9
Ca 370.602	11403	ppb	33.71	0.3	31227
Cd 226.502	49.9516	ppb	0.0477	0.1	2215.94
Co 228.615	50.3307	ppb	0.5339	1.1	583.774

Label	Sol'n Conc.	Units	SD	%RSD	Int. (c/s)
Cr 267.716	100.512	ppb	0.2274	0.2	5590.49
Cu 324.754	102.754	ppb	0.9581	0.9	7822.66
Fe 271.441	5569.62	ppb	8.3267	0.1	8883.00
K 766.491	6927.75	ppb	12.9500	0.2	307321
Mg 279.078	5868.62	ppb	12.1044	0.2	16015.2
Mn 257.610	608.619	ppb	1.7896	0.3	113639
Mo 202.032	99.3740	ppb	0.4074	0.4	685.628
Na 330.237	24665.3	ppb	74.6840	0.3	1199.06
Ni 231.604	100.402	ppb	0.7454	0.7	305.766
Pb 220.353	491.124	ppb	0.6641	0.1	786.170
Sb 206.834	48.4306	ppb	2.0908	4.3	64.4339
Se 196.026	104.146	ppb	1.8918	1.8	48.4110
Sn 189.925	192.281	ppb	3.6165	1.9	139.952
Sr 216.596	138.258	ppb	0.5670	0.4	1739.10
Ti 334.941	100.833	ppb	0.5242	0.5	30110.0
Tl 190.794	39.1208	ppb	2.6285	6.7	33.4636
V 292.401	99.9669	ppb	0.2150	0.2	2523.96
Zn 206.200	106.127	ppb	1.6193	1.5	116.379

480-69603-c-3-c msd (Samp) **10/22/2014, 6:16:26 PM** **Rack 2, Tube 7**

Weight: 1 **Volume: 1** **Dilution: 1**

Label	Replicates Concentration		
Ag 328.068	50.6857	50.4065	50.4447
Al 308.215	4869.67	4849.55	4860.10
As 188.980	98.3768	94.5495	97.4264
B 249.678	215.732	214.228	214.691
Ba 389.178	113.237	113.813	112.435
Be 313.042	50.3679	50.1727	50.3058
Ca 370.602	11409	11392	11434
Cd 226.502	49.9995	49.7565	49.8263
Co 228.615	50.3339	50.1788	50.3351
Cr 267.716	100.433	100.097	100.239
Cu 324.754	103.063	101.947	102.826
Fe 271.441	5575.98	5556.23	5568.86
K 766.491	6980.76	6952.38	6960.95
Mg 279.078	5878.19	5858.19	5873.99
Mn 257.610	607.493	606.892	609.490
Mo 202.032	99.2194	97.7159	98.9968
Na 330.237	25070.2	25086.8	24982.5
Ni 231.604	99.5440	98.8663	99.2279
Pb 220.353	496.872	491.306	490.027
Sb 206.834	48.2072	49.4281	48.2092
Se 196.026	104.891	95.2639	104.712
Sn 189.925	191.255	191.983	191.571
Sr 216.596	139.392	137.828	138.203
Ti 334.941	100.597	100.318	100.434
Tl 190.794	39.8888	37.9064	38.9385
V 292.401	99.9522	99.6731	100.094
Zn 206.200	107.965	104.399	106.730

Label	Sol'n Conc.	Units	SD	%RSD	Int. (c/s)
Ag 328.068	50.5123	ppb	0.1514	0.3	4292.34
Al 308.215	4859.77	ppb	10.0638	0.2	33964.4

Label	Sol'n Conc.	Units	SD	%RSD	Int. (c/s)
As 188.980	96.7843	ppb	1.9928	2.1	58.0105
B 249.678	214.884	ppb	0.7705	0.4	3623.66
Ba 389.178	113.162	ppb	0.6921	0.6	2474.98
Be 313.042	50.2821	ppb	0.0998	0.2	91718.7
Ca 370.602	11412	ppb	20.94	0.2	31250
Cd 226.502	49.8608	ppb	0.1251	0.3	2211.97
Co 228.615	50.2826	ppb	0.0899	0.2	583.222
Cr 267.716	100.256	ppb	0.1687	0.2	5576.34
Cu 324.754	102.612	ppb	0.5876	0.6	7812.15
Fe 271.441	5567.02	ppb	10.0055	0.2	8878.85
K 766.491	6964.70	ppb	14.5533	0.2	308958
Mg 279.078	5870.12	ppb	10.5430	0.2	16019.3
Mn 257.610	607.958	ppb	1.3598	0.2	113516
Mo 202.032	98.6440	ppb	0.8114	0.8	680.635
Na 330.237	25046.5	ppb	56.0866	0.2	1217.28
Ni 231.604	99.2127	ppb	0.3391	0.3	302.073
Pb 220.353	492.735	ppb	3.6395	0.7	788.724
Sb 206.834	48.6149	ppb	0.7043	1.4	64.7051
Se 196.026	101.623	ppb	5.5075	5.4	47.2895
Sn 189.925	191.603	ppb	0.3650	0.2	139.439
Sr 216.596	138.474	ppb	0.8163	0.6	1741.83
Ti 334.941	100.449	ppb	0.1400	0.1	29995.3
Tl 190.794	38.9113	ppb	0.9915	2.5	33.2368
V 292.401	99.9063	ppb	0.2140	0.2	2522.46
Zn 206.200	106.364	ppb	1.8109	1.7	116.640

480-69603-c-1-a (Samp) **10/22/2014, 6:20:42 PM** **Rack 2, Tube 8**

Weight: 1 **Volume: 1** **Dilution: 1**

Label	Replicates	Concentration	
Ag 328.068	0.0368u	-0.0791u	0.2301
Al 308.215	26.4388	29.6220	30.9043
As 188.980	1.5189	-7.4592u	-1.4123u
B 249.678	858.583	908.817	915.139
Ba 389.178	53.3081	56.6826	56.9765
Be 313.042	-0.0414u	-0.0385u	-0.0431u
Ca 370.602	195512	206296	206159
Cd 226.502	0.0637	0.1089	0.0326
Co 228.615	1.8349	2.2795	2.0365
Cr 267.716	1.3578	1.4030	1.6061
Cu 324.754	1.2290	1.4130	1.4990
Fe 271.441	2790.74	2958.73	2967.82
K 766.491	2653.85	2788.45	2806.92
Mg 279.078	6341.04	6702.51	6718.25
Mn 257.610	240.200	253.452	252.719
Mo 202.032	9.8909	10.8645	9.6010
Na 330.237	85526.5	90175.9	90606.7
Ni 231.604	0.6127	1.8852	2.1111
Pb 220.353	0.7301	2.8209	0.1504
Sb 206.834	2.9423	-0.6253u	4.6518
Se 196.026	6.8874	-3.4843u	15.2102
Sn 189.925	-3.5520u	-2.4980u	-3.4790u
Sr 216.596	281.534	298.108	298.033
Ti 334.941	1.8238	1.9297	2.0179

Label	Replicates Concentration		
Tl 190.794	-2.7779u	-1.0253u	-2.0618u
V 292.401	0.2892	0.4957	0.0357u
Zn 206.200	10.6820	10.6335	11.8941

Label	Sol'n Conc.	Units	SD	%RSD	Int. (c/s)
Ag 328.068	0.0626b	ppb	0.1562	249.6	-29.9391
Al 308.215	28.9884b	ppb	2.2992	7.9	707.483
As 188.980	-2.4509b	ppb	4.5783	186.8	-8.4144
B 249.678	894.180b	ppb	30.9895	3.5	14975.3
Ba 389.178	55.6557b	ppb	2.0384	3.7	1186.50
Be 313.042	-0.0410b	ppb	0.0023	5.7	-303.001
Ca 370.602	202656b	ppb	6187	3.1	554749
Cd 226.502	0.0684b	ppb	0.0384	56.1	34.9236
Co 228.615	2.0503b	ppb	0.2226	10.9	28.3784
Cr 267.716	1.4556b	ppb	0.1322	9.1	116.749
Cu 324.754	1.3803b	ppb	0.1379	10.0	339.273
Fe 271.441	2905.76b	ppb	99.7155	3.4	4638.60
K 766.491	2749.74b	ppb	83.5531	3.0	122134
Mg 279.078	6587.27b	ppb	213.386	3.2	17984.5
Mn 257.610	248.790b	ppb	7.4484	3.0	46511.3
Mo 202.032	10.1188b	ppb	0.6619	6.5	75.4460
Na 330.237	88769.7b	ppb	2816.90	3.2	4267.79
Ni 231.604	1.5363b	ppb	0.8078	52.6	-1.3643
Pb 220.353	1.2338b	ppb	1.4047	113.8	9.3966
Sb 206.834	2.3229b	ppb	2.6925	115.9	-2.7372
Se 196.026	6.2044b	ppb	9.3659	151.0	4.7828
Sn 189.925	-3.1763b	ppb	0.5886	18.5	-7.9182
Sr 216.596	292.558b	ppb	9.5475	3.3	3741.69
Ti 334.941	1.9238b	ppb	0.0972	5.1	531.384
Tl 190.794	-1.9550b	ppb	0.8812	45.1	-11.1599
V 292.401	0.2735b	ppb	0.2304	84.2	-12.6200
Zn 206.200	11.0699b	ppb	0.7142	6.5	12.9414

680-106443-f-1-a (Samp) **10/22/2014, 6:24:58 PM** **Rack 2, Tube 9**

Weight: 1 **Volume: 1** **Dilution: 1**

Label	Replicates Concentration		
Ag 328.068	-0.1572u	0.2635	-0.0274u
Al 308.215	118.040	119.174	118.482
As 188.980	0.8861	4.1253	1.9543
B 249.678	23.6243	22.2671	20.6101
Ba 389.178	15.0011	15.4550	14.8927
Be 313.042	0.0204	0.0236	0.0198
Ca 370.602	4881	4912	4900
Cd 226.502	0.0390	0.1750	0.2928
Co 228.615	6.2766	6.8735	6.6982
Cr 267.716	0.7115	0.6956	0.7371
Cu 324.754	-0.0095	0.3055	0.2063
Fe 271.441	3025.55	3042.94	3051.95
K 766.491	972.423	975.379	978.479
Mg 279.078	2487.27	2493.88	2499.59
Mn 257.610	530.689	532.221	532.108
Mo 202.032	-0.0587u	0.4454	0.7035
Na 330.237	2352.29	2164.51	2122.31

Label	Replicates Concentration		
Ni 231.604	5.2313	4.2261	4.9817
Pb 220.353	1.5720	-0.1528	-1.6676u
Sb 206.834	-1.6548u	-2.3978u	1.7932
Se 196.026	-2.7858u	3.6526	-5.0616u
Sn 189.925	0.9794	-4.2769u	-3.4627u
Sr 216.596	17.3390	16.1472	16.7906
Ti 334.941	0.7327	0.6785	0.7417
Tl 190.794	-1.0784u	-3.4066u	-0.2043u
V 292.401	0.2329	0.2457	0.4595
Zn 206.200	16.3105	14.1354	15.0291

Label	Sol'n Conc.	Units	SD	%RSD	Int. (c/s)
Ag 328.068	0.0263	ppb	0.2154	818.5	-21.4442
Al 308.215	118.565	ppb	0.5716	0.5	1323.36
As 188.980	2.3219	ppb	1.6506	71.1	-5.2172
B 249.678	22.1672	ppb	1.5096	6.8	409.912
Ba 389.178	15.1163	ppb	0.2983	2.0	273.226
Be 313.042	0.0213	ppb	0.0020	9.6	-246.069
Ca 370.602	4898	ppb	15.66	0.3	13403
Cd 226.502	0.1689	ppb	0.1270	75.2	40.3044
Co 228.615	6.6161	ppb	0.3068	4.6	81.1591
Cr 267.716	0.7147	ppb	0.0209	2.9	75.4950
Cu 324.754	0.1674	ppb	0.1610	96.2	249.443
Fe 271.441	3040.14	ppb	13.4199	0.4	4852.88
K 766.491	975.427	ppb	3.0279	0.3	43489.1
Mg 279.078	2493.58	ppb	6.1631	0.2	6813.53
Mn 257.610	531.673	ppb	0.8538	0.2	99256.0
Mo 202.032	0.3634	ppb	0.3876	106.7	8.7233
Na 330.237	2213.04	ppb	122.428	5.5	128.408
Ni 231.604	4.8130	ppb	0.5234	10.9	8.8116
Pb 220.353	-0.0828	ppb	1.6209	1958.5	7.3868
Sb 206.834	-0.7531	ppb	2.2362	296.9	-7.0618
Se 196.026	-1.3983	ppb	4.5198	323.2	1.4678
Sn 189.925	-2.2534	ppb	2.8291	125.5	-7.2481
Sr 216.596	16.7589	ppb	0.5965	3.6	219.982
Ti 334.941	0.7176	ppb	0.0342	4.8	170.558
Tl 190.794	-1.5631	ppb	1.6553	105.9	-10.5610
V 292.401	0.3127	ppb	0.1273	40.7	-9.4290
Zn 206.200	15.1583	ppb	1.0933	7.2	17.4051

680-106443-f-2-a (Samp) **10/22/2014, 6:29:16 PM** **Rack 2, Tube 10**

Weight: 1 **Volume: 1** **Dilution: 1**

Label	Replicates Concentration		
Ag 328.068	0.0584	0.1121	0.1484
Al 308.215	421.137	416.541	416.856
As 188.980	-4.8546u	-2.8197u	-1.8588u
B 249.678	14.9636	14.5726	14.4308
Ba 389.178	12.6156	12.6867	12.6938
Be 313.042	0.0366	0.0321	0.0359
Ca 370.602	1729	1728	1727
Cd 226.502	-0.0138	-0.0004	0.0871
Co 228.615	1.8950	2.1750	2.1526
Cr 267.716	0.6160	0.7462	0.4755

Label	Replicates Concentration		
Cu 324.754	0.5671	0.2408	0.7587
Fe 271.441	5350.76	5341.86	5330.74
K 766.491	448.750	446.889	446.457
Mg 279.078	804.211	807.283	806.376
Mn 257.610	128.816	128.798	128.947
Mo 202.032	0.2959	0.3230	0.8092
Na 330.237	2167.91	2006.24	2091.29
Ni 231.604	0.6827	0.2549	1.2395
Pb 220.353	0.5562	4.5903	1.7870
Sb 206.834	2.1231	-0.7729u	-0.0386
Se 196.026	-0.1934u	5.3753	2.2554
Sn 189.925	-0.0441u	-0.4534u	-2.0520u
Sr 216.596	10.5086	10.6102	10.3503
Ti 334.941	2.5395	2.3594	2.4558
Tl 190.794	-0.6344u	-0.7347u	3.7603
V 292.401	0.5524	0.6852	0.9602
Zn 206.200	13.4258	15.4895	14.2805

Label	Sol'n Conc.	Units	SD	%RSD	Int. (c/s)
Ag 328.068	0.1063	ppb	0.0453	42.6	-16.8487
Al 308.215	418.178	ppb	2.5674	0.6	3388.86
As 188.980	-3.1777	ppb	1.5297	48.1	-8.9101
B 249.678	14.6557	ppb	0.2760	1.9	279.109
Ba 389.178	12.6654	ppb	0.0432	0.3	217.269
Be 313.042	0.0349	ppb	0.0024	6.8	-222.159
Ca 370.602	1728	ppb	1.001	0.1	4690
Cd 226.502	0.0243	ppb	0.0548	225.5	42.7784
Co 228.615	2.0742	ppb	0.1556	7.5	29.0933
Cr 267.716	0.6126	ppb	0.1354	22.1	68.9810
Cu 324.754	0.5222	ppb	0.2619	50.1	276.626
Fe 271.441	5341.12	ppb	10.0311	0.2	8512.50
K 766.491	447.365	ppb	1.2184	0.3	20083.2
Mg 279.078	805.957	ppb	1.5787	0.2	2218.93
Mn 257.610	128.854	ppb	0.0811	0.1	24102.9
Mo 202.032	0.4760	ppb	0.2889	60.7	9.3847
Na 330.237	2088.48	ppb	80.8729	3.9	121.926
Ni 231.604	0.7257	ppb	0.4937	68.0	-3.6728
Pb 220.353	2.3112	ppb	2.0675	89.5	11.2503
Sb 206.834	0.4372	ppb	1.5055	344.3	-5.2479
Se 196.026	2.4791	ppb	2.7911	112.6	3.1219
Sn 189.925	-0.8498	ppb	1.0610	124.9	-6.1861
Sr 216.596	10.4897	ppb	0.1309	1.2	143.395
Ti 334.941	2.4515	ppb	0.0901	3.7	686.262
Tl 190.794	0.7971	ppb	2.5667	322.0	-8.5141
V 292.401	0.7326	ppb	0.2080	28.4	2.1295
Zn 206.200	14.3986	ppb	1.0369	7.2	16.4687

680-106443-f-3-a (Samp) **10/22/2014, 6:33:32 PM** **Rack 2, Tube 11**

Weight: 1 **Volume: 1** **Dilution: 1**

Label	Replicates Concentration		
Ag 328.068	-0.0622u	-0.2731u	0.0955
Al 308.215	513.702	513.340	515.084
As 188.980	0.0981	1.0631	3.1530

Label	Replicates Concentration		
B 249.678	11.6224	11.3473	11.3284
Ba 389.178	14.3012	13.1778	13.7276
Be 313.042	0.0527	0.0569	0.0534
Ca 370.602	6511	6526	6508
Cd 226.502	-0.0044	0.1388	-0.0198
Co 228.615	11.0252	10.3025	10.7437
Cr 267.716	0.8118	0.7053	0.7821
Cu 324.754	-0.0467u	0.4722	0.3453
Fe 271.441	6767.41	6772.28	6773.13
K 766.491	659.805	659.104	659.142
Mg 279.078	2723.34	2713.71	2706.72
Mn 257.610	929.786	929.647	928.920
Mo 202.032	-0.2524u	0.1329	0.6047
Na 330.237	2499.45	2279.45	2278.37
Ni 231.604	8.6494	9.1032	8.6344
Pb 220.353	-0.5718u	2.8586	-1.0735u
Sb 206.834	-0.8839u	-1.1440u	3.5410
Se 196.026	7.1083	5.5075	-5.9092u
Sn 189.925	0.6602	-0.0434u	1.2871
Sr 216.596	21.9190	21.6050	21.1370
Ti 334.941	2.2156	2.0239	2.2860
Tl 190.794	0.0861u	-2.0654u	-1.9689u
V 292.401	0.4116	0.4320	0.3299
Zn 206.200	10.8725	12.5212	13.8110

Label	Sol'n Conc.	Units	SD	%RSD	Int. (c/s)
Ag 328.068	-0.0799	ppb	0.1850	231.4	-29.3294
Al 308.215	514.042	ppb	0.9208	0.2	4050.82
As 188.980	1.4381	ppb	1.5616	108.6	-5.8291
B 249.678	11.4327	ppb	0.1645	1.4	221.954
Ba 389.178	13.7355	ppb	0.5617	4.1	244.662
Be 313.042	0.0543	ppb	0.0023	4.1	-185.233
Ca 370.602	6515	ppb	9.475	0.1	17797
Cd 226.502	0.0382	ppb	0.0874	228.8	48.8520
Co 228.615	10.6905	ppb	0.3643	3.4	128.325
Cr 267.716	0.7664	ppb	0.0550	7.2	82.1076
Cu 324.754	0.2569	ppb	0.2705	105.3	257.662
Fe 271.441	6770.94	ppb	3.0868	0.0	10787.9
K 766.491	659.350	ppb	0.3941	0.1	29479.3
Mg 279.078	2714.59	ppb	8.3453	0.3	7408.14
Mn 257.610	929.451	ppb	0.4650	0.1	173475
Mo 202.032	0.1617	ppb	0.4293	265.4	7.1679
Na 330.237	2352.42	ppb	127.333	5.4	134.241
Ni 231.604	8.7957	ppb	0.2664	3.0	21.4888
Pb 220.353	0.4044	ppb	2.1401	529.2	8.4824
Sb 206.834	0.5044	ppb	2.6330	522.1	-5.0931
Se 196.026	2.2355	ppb	7.0988	317.5	3.2013
Sn 189.925	0.6346	ppb	0.6656	104.9	-5.0628
Sr 216.596	21.5536	ppb	0.3935	1.8	284.931
Ti 334.941	2.1751	ppb	0.1356	6.2	607.198
Tl 190.794	-1.3161	ppb	1.2152	92.3	-10.5822
V 292.401	0.3912	ppb	0.0540	13.8	-6.0472
Zn 206.200	12.4016	ppb	1.4729	11.9	14.2198

680-106443-f-4-a (Samp) **10/22/2014, 6:37:50 PM** **Rack 2, Tube 12**

Weight: 1 **Volume: 1** **Dilution: 1**

Label	Replicates	Concentration	
Ag 328.068	0.0359	-0.0633u	-0.2269u
Al 308.215	170.492	170.853	170.483
As 188.980	-0.4900u	1.4745	-0.8825u
B 249.678	13.3793	13.7114	13.3485
Ba 389.178	20.8676	20.7393	19.6329
Be 313.042	0.0245	0.0229	0.0243
Ca 370.602	5220	5243	5230
Cd 226.502	-0.0441	-0.0791	0.0400
Co 228.615	2.0191	1.8402	2.3168
Cr 267.716	0.7246	0.8720	0.5828
Cu 324.754	2.1065	2.2595	2.5259
Fe 271.441	1716.77	1713.69	1715.88
K 766.491	2210.58	2208.76	2212.10
Mg 279.078	2340.93	2339.10	2338.25
Mn 257.610	334.384	335.800	335.338
Mo 202.032	0.3854	0.2771	0.1141
Na 330.237	4212.27	4266.28	4213.60
Ni 231.604	1.9938	1.9473	1.8415
Pb 220.353	-0.6804u	1.6218	-1.1709u
Sb 206.834	-0.8714u	1.0078	3.2883
Se 196.026	0.6853	-2.0443u	-1.8540u
Sn 189.925	1.1555	-1.4317u	0.5281
Sr 216.596	31.5699	31.7867	31.0836
Ti 334.941	3.3032	2.2420	2.1908
Tl 190.794	0.3795	0.8948	0.2552
V 292.401	0.5981	0.5901	0.7701
Zn 206.200	7.2412	7.9651	6.9737

Label	Sol'n Conc.	Units	SD	%RSD	Int. (c/s)
Ag 328.068	-0.0848	ppb	0.1327	156.6	-32.2566
Al 308.215	170.609	ppb	0.2112	0.1	1679.21
As 188.980	0.0340	ppb	1.2629	3714.6	-6.7392
B 249.678	13.4798	ppb	0.2012	1.5	267.875
Ba 389.178	20.4133	ppb	0.6788	3.3	390.855
Be 313.042	0.0239	ppb	0.0009	3.7	-241.432
Ca 370.602	5231	ppb	12.00	0.2	14326
Cd 226.502	-0.0277	ppb	0.0612	220.6	26.7074
Co 228.615	2.0587	ppb	0.2408	11.7	28.6760
Cr 267.716	0.7265	ppb	0.1446	19.9	74.5540
Cu 324.754	2.2973	ppb	0.2122	9.2	406.020
Fe 271.441	1715.44	ppb	1.5842	0.1	2745.15
K 766.491	2210.48	ppb	1.6717	0.1	98231.9
Mg 279.078	2339.43	ppb	1.3660	0.1	6397.20
Mn 257.610	335.174	ppb	0.7218	0.2	62593.7
Mo 202.032	0.2589	ppb	0.1366	52.8	8.0703
Na 330.237	4230.72	ppb	30.8084	0.7	225.398
Ni 231.604	1.9275	ppb	0.0781	4.1	-0.2509
Pb 220.353	-0.0765	ppb	1.4911	1948.9	7.2669
Sb 206.834	1.1416	ppb	2.0830	182.5	-4.3345
Se 196.026	-1.0710	ppb	1.5239	142.3	1.5574
Sn 189.925	0.0840	ppb	1.3496	1607.4	-5.4788
Sr 216.596	31.4801	ppb	0.3600	1.1	402.387

Label	Sol'n Conc.	Units	SD	%RSD	Int. (c/s)
Ti 334.941	2.5786	ppb	0.6280	24.4	726.378
Tl 190.794	0.5098	ppb	0.3392	66.5	-8.2380
V 292.401	0.6528	ppb	0.1017	15.6	-1.1692
Zn 206.200	7.3933	ppb	0.5129	6.9	8.9814

Cont Calib Verif (CCV) **10/22/2014, 6:42:06 PM** **Rack 2, Tube 13**

Weight: 1 **Volume: 1** **Dilution: 1**

Label	Replicates Concentration		
Ag 328.068	498.050	500.738	496.028
Al 308.215	4784.82	4769.51	4782.33
As 188.980	469.913	466.611	468.414
B 249.678	484.162	483.864	488.358
Ba 389.178	4926.14	4906.99	4925.77
Be 313.042	495.671	494.358	492.480
Ca 370.602	4987	4947	4947
Cd 226.502	496.429	493.556	495.361
Co 228.615	501.432	499.057	498.870
Cr 267.716	4964.43	4937.40	4948.40
Cu 324.754	5021.03	4949.19	4980.28
Fe 271.441	4890.57	4856.47	4874.97
K 766.491	10043.1	10015.7	10050.6
Mg 279.078	4870.11	4838.93	4865.91
Mn 257.610	5089.82	5030.83	5046.33
Mo 202.032	490.169	488.752	491.069
Na 330.237	7470.85	7448.25	7554.41
Ni 231.604	2506.40	2490.85	2502.48
Pb 220.353	497.639	498.047	500.377
Sb 206.834	947.946	943.701	949.214
Se 196.026	4899.82	4866.33	4904.84
Sn 189.925	4994.38	4896.84	4889.34
Sr 216.596	2476.40	2461.63	2468.84
Ti 334.941	486.654	485.403	486.140
Tl 190.794	5025.18	4981.52	5017.86
V 292.401	4952.39	4919.45	4926.98
Zn 206.200	2488.72	2465.78	2477.59

Label	Sol'n Conc.	Units	SD	%RSD	Int. (c/s)	QC Value
Ag 328.068	498.272	ppb	2.3628	0.5	42542.5	99.65438
Al 308.215	4778.89	ppb	8.2165	0.2	33914.9	95.57771
As 188.980	468.313	ppb	1.6533	0.4	306.563	93.66255
B 249.678	485.461	ppb	2.5135	0.5	8157.89	97.09224
Ba 389.178	4919.63	ppb	10.9473	0.2	110087	98.39265
Be 313.042	494.170	ppb	1.6041	0.3	904210	98.83391
Ca 370.602	4960	ppb	23.27	0.5	13907	99.20793
Cd 226.502	495.115	ppb	1.4524	0.3	21582.7	99.02309
Co 228.615	499.787	ppb	1.4284	0.3	5760.07	99.95731
Cr 267.716	4950.08	ppb	13.5922	0.3	273515	99.00151
Cu 324.754	4983.50	ppb	36.0282	0.7	367903	99.66994
Fe 271.441	4874.00	ppb	17.0749	0.4	7880.57	97.48004
K 766.491	10036.5	ppb	18.3502	0.2	445112	100.36464
Mg 279.078	4858.32	ppb	16.9232	0.3	13168.5	97.16631
Mn 257.610	5055.66	ppb	30.5822	0.6	943250	101.11320
Mo 202.032	489.997	ppb	1.1677	0.2	3351.87	97.99934

Label	Sol'n Conc.	Units	SD	%RSD	Int. (c/s)	QC Value
Na 330.237	7491.17	ppb	55.9207	0.7	318.775	99.88226
Ni 231.604	2499.91	ppb	8.0860	0.3	7756.07	99.99630
Pb 220.353	498.688	ppb	1.4769	0.3	802.131	99.73754
Sb 206.834	946.954	ppb	2.8873	0.3	1429.56	94.69536
Se 196.026	4890.33	ppb	20.9347	0.4	2176.39	97.80663
Sn 189.925	4926.85	ppb	58.5957	1.2	3722.31	98.53708
Sr 216.596	2468.96	ppb	7.3852	0.3	30771.6	98.75822
Ti 334.941	486.065	ppb	0.6291	0.1	145295	97.21309
Tl 190.794	5008.19	ppb	23.3826	0.5	5462.77	100.16375
V 292.401	4932.94	ppb	17.2588	0.3	125976	98.65884
Zn 206.200	2477.36	ppb	11.4687	0.5	2692.41	99.09459

Cont Calib Blank (CCB) **10/22/2014, 6:46:22 PM** **Rack 2, Tube 14**

Weight: 1 **Volume: 1** **Dilution: 1**

Label	Replicates	Concentration	
Ag 328.068	-0.0028u	0.0162	0.4535
Al 308.215	1.6324	0.6756	-0.2226u
As 188.980	-3.1463u	1.7111	3.3070
B 249.678	9.6471	9.0959	7.4988
Ba 389.178	0.6923	0.1043	1.1458
Be 313.042	0.0714	0.0658	0.0710
Ca 370.602	4.156	5.373	5.376
Cd 226.502	-0.0254u	0.2853	0.1095
Co 228.615	0.0758	0.7454	0.6249
Cr 267.716	0.8505	0.7640	0.8941
Cu 324.754	0.9321	0.8516	0.5695
Fe 271.441	1.6726	1.0379	-0.7121u
K 766.491	2.2624	2.6042	2.5650
Mg 279.078	2.1119	-0.8849u	4.8006
Mn 257.610	0.9041	0.8955	0.9586
Mo 202.032	1.1602	0.7319	1.0405
Na 330.237	89.0330	43.5059	55.0404
Ni 231.604	-0.0318u	-0.2675u	0.6046
Pb 220.353	2.1730	1.2499	-0.6259u
Sb 206.834	4.0196	3.9023	2.9305
Se 196.026	7.3475	3.0553	3.3288
Sn 189.925	2.3057	1.6434	-1.5261u
Sr 216.596	0.8948	0.6313	0.5442
Ti 334.941	0.1518	0.1848	0.1406
Tl 190.794	5.6374	1.2418	5.8408
V 292.401	0.7987	1.1228	1.1660
Zn 206.200	-0.3365u	0.3798	0.3771

Label	Sol'n Conc.	Units	SD	%RSD	Int. (c/s)	QC Value
Ag 328.068	0.1556	ppb	0.2581	165.9	-12.0218	0.15560
Al 308.215	0.6951	ppb	0.9277	133.5	507.236	0.69510
As 188.980	0.6240	ppb	3.3612	538.7	-6.3350	0.62395
B 249.678	8.7473	ppb	1.1158	12.8	192.835	8.74726
Ba 389.178	0.6475	ppb	0.5222	80.6	-55.8390	0.64748
Be 313.042	0.0694	ppb	0.0031	4.5	-159.224	0.06938
Ca 370.602	4.968	ppb	0.7037	14.2	31.15	4.96837
Cd 226.502	0.1231	ppb	0.1558	126.5	26.7262	0.12315
Co 228.615	0.4820	ppb	0.3569	74.0	10.3482	0.48203

Label	Sol'n Conc.	Units	SD	%RSD	Int. (c/s)	QC Value
Cr 267.716	0.8362	ppb	0.0662	7.9	78.0404	0.83618
Cu 324.754	0.7844	ppb	0.1904	24.3	293.667	0.78442
Fe 271.441	0.6661	ppb	1.2351	185.4	17.2969	0.66615
K 766.491	2.4772	ppb	0.1871	7.6	363.941	2.47720
Mg 279.078	2.0092	ppb	2.8441	141.6	29.0599	2.00923
Mn 257.610	0.9194	ppb	0.0342	3.7	217.002	0.91937
Mo 202.032	0.9775	ppb	0.2210	22.6	13.0660	0.97755
Na 330.237	62.5264	ppb	23.6688	37.9	26.6441	62.52644
Ni 231.604	0.1018	ppb	0.4512	443.3	-6.0640	0.10178
Pb 220.353	0.9323	ppb	1.4262	153.0	8.6865	0.93231
Sb 206.834	3.6175	ppb	0.5978	16.5	-0.7818	3.61746
Se 196.026	4.5772	ppb	2.4030	52.5	3.9792	4.57720
Sn 189.925	0.8077	ppb	2.0480	253.6	-4.9326	0.80770
Sr 216.596	0.6901	ppb	0.1825	26.4	13.7723	0.69011
Ti 334.941	0.1591	ppb	0.0230	14.5	-1.1575	0.15905
Tl 190.794	4.2400	ppb	2.5985	61.3	-4.1137	4.24000
V 292.401	1.0292	ppb	0.2008	19.5	7.7258	1.02916
Zn 206.200	0.1401	ppb	0.4128	294.6	1.1348	0.14010

680-106443-f-5-a (Samp) **10/22/2014, 6:50:38 PM** **Rack 2, Tube 15**

Weight: 1 **Volume: 1** **Dilution: 1**

Label	Replicates Concentration		
Ag 328.068	0.2046	0.5365	0.0472
Al 308.215	419.259	417.582	417.465
As 188.980	4.8307	5.2041	0.4642
B 249.678	11.3153	11.2868	10.5206
Ba 389.178	14.9551	14.5566	14.4364
Be 313.042	0.0481	0.0523	0.0584
Ca 370.602	6466	6469	6524
Cd 226.502	0.1358	0.0431	0.0993
Co 228.615	9.5581	9.8391	9.9163
Cr 267.716	0.7722	0.8487	0.8605
Cu 324.754	0.3153	0.4502	0.2432
Fe 271.441	3881.44	3887.15	3884.67
K 766.491	674.526	673.876	672.482
Mg 279.078	2689.18	2692.40	2691.78
Mn 257.610	833.573	832.656	839.328
Mo 202.032	0.5267	0.7668	0.0624
Na 330.237	2493.00	2773.82	2754.11
Ni 231.604	8.1913	9.2572	7.2052
Pb 220.353	1.4913	1.6017	2.8958
Sb 206.834	3.5348	-0.1180u	-0.3153u
Se 196.026	-0.5011u	1.9166	2.8631
Sn 189.925	0.8366	-1.7359u	-0.8707u
Sr 216.596	23.4465	23.5218	23.4484
Ti 334.941	1.8449	1.7752	2.1989
Tl 190.794	1.2678	1.3543	0.1047
V 292.401	0.5807	0.4672	0.3513
Zn 206.200	13.4807	13.0771	12.9306

Label	Sol'n Conc.	Units	SD	%RSD	Int. (c/s)
Ag 328.068	0.2628	ppb	0.2498	95.1	-0.0270
Al 308.215	418.102	ppb	1.0038	0.2	3385.77

Label	Sol'n Conc.	Units	SD	%RSD	Int. (c/s)
As 188.980	3.4997	ppb	2.6354	75.3	-4.4314
B 249.678	11.0409	ppb	0.4508	4.1	222.097
Ba 389.178	14.6494	ppb	0.2715	1.9	263.513
Be 313.042	0.0529	ppb	0.0052	9.8	-187.738
Ca 370.602	6486	ppb	32.48	0.5	17749
Cd 226.502	0.0928	ppb	0.0467	50.4	40.2375
Co 228.615	9.7712	ppb	0.1885	1.9	117.539
Cr 267.716	0.8271	ppb	0.0479	5.8	83.6433
Cu 324.754	0.3362	ppb	0.1051	31.3	262.272
Fe 271.441	3884.42	ppb	2.8654	0.1	6196.28
K 766.491	673.628	ppb	1.0443	0.2	30112.1
Mg 279.078	2691.12	ppb	1.7074	0.1	7345.88
Mn 257.610	835.186	ppb	3.6164	0.4	155881
Mo 202.032	0.4520	ppb	0.3581	79.2	9.2885
Na 330.237	2673.64	ppb	156.751	5.9	150.269
Ni 231.604	8.2179	ppb	1.0263	12.5	19.4499
Pb 220.353	1.9963	ppb	0.7810	39.1	10.7968
Sb 206.834	1.0338	ppb	2.1682	209.7	-4.4212
Se 196.026	1.4262	ppb	1.7349	121.6	2.7980
Sn 189.925	-0.5900	ppb	1.3090	221.9	-5.9893
Sr 216.596	23.4722	ppb	0.0429	0.2	305.383
Ti 334.941	1.9397	ppb	0.2272	11.7	536.387
Tl 190.794	0.9089	ppb	0.6978	76.8	-7.8148
V 292.401	0.4664	ppb	0.1147	24.6	-5.2049
Zn 206.200	13.1628	ppb	0.2849	2.2	15.1848

680-106443-f-6-a (Samp) **10/22/2014, 6:54:53 PM** **Rack 2, Tube 16**

Weight: 1 **Volume: 1** **Dilution: 1**

Label	Replicates	Concentration	
Ag 328.068	0.0080u	-0.0208u	0.0679
Al 308.215	113.912	112.560	110.247
As 188.980	1.3065	-1.0964u	-1.9191u
B 249.678	15.5513	15.7285	15.3226
Ba 389.178	24.0846	24.2236	23.0853
Be 313.042	0.0147	0.0083	0.0139
Ca 370.602	5737	5712	5687
Cd 226.502	0.1516	-0.0040	0.0605
Co 228.615	0.1645	0.1949	0.8395
Cr 267.716	0.8732	0.7302	0.9314
Cu 324.754	1.4778	1.4266	1.5577
Fe 271.441	1128.56	1127.56	1117.27
K 766.491	3280.90	3280.04	3262.36
Mg 279.078	2640.35	2632.01	2622.82
Mn 257.610	151.238	150.546	149.886
Mo 202.032	0.6234	0.4290	0.6029
Na 330.237	5518.07	5690.45	5544.93
Ni 231.604	0.9374	1.6091	0.4958
Pb 220.353	-0.0604	0.4109	-1.6454u
Sb 206.834	3.3308	-1.5800u	-0.9767u
Se 196.026	-0.6560u	5.8963	0.8932
Sn 189.925	-1.2469u	1.7217	-0.8724u
Sr 216.596	40.2054	39.9174	40.0555
Ti 334.941	2.3508	2.4213	2.2905

Label	Replicates Concentration		
Tl 190.794	-2.2361u	-0.8895u	-1.6827u
V 292.401	0.7148	0.6379	0.6727
Zn 206.200	6.1382	6.1267	5.8501

Label	Sol'n Conc.	Units	SD	%RSD	Int. (c/s)
Ag 328.068	0.0184	ppb	0.0452	246.1	-24.5775
Al 308.215	112.240	ppb	1.8532	1.7	1276.62
As 188.980	-0.5697	ppb	1.6761	294.2	-7.1401
B 249.678	15.5341	ppb	0.2035	1.3	303.570
Ba 389.178	23.7978	ppb	0.6210	2.6	466.720
Be 313.042	0.0123	ppb	0.0035	28.2	-262.563
Ca 370.602	5712	ppb	24.88	0.4	15646
Cd 226.502	0.0693	ppb	0.0782	112.8	28.6698
Co 228.615	0.3996	ppb	0.3812	95.4	9.5358
Cr 267.716	0.8450	ppb	0.1035	12.3	79.9382
Cu 324.754	1.4874	ppb	0.0661	4.4	346.012
Fe 271.441	1124.47	ppb	6.2499	0.6	1804.90
K 766.491	3274.43	ppb	10.4650	0.3	145391
Mg 279.078	2631.72	ppb	8.7696	0.3	7198.19
Mn 257.610	150.557	ppb	0.6758	0.4	28152.8
Mo 202.032	0.5518	ppb	0.1068	19.4	10.1013
Na 330.237	5584.48	ppb	92.7468	1.7	290.289
Ni 231.604	1.0141	ppb	0.5606	55.3	-3.1342
Pb 220.353	-0.4316	ppb	1.0773	249.6	6.6280
Sb 206.834	0.2580	ppb	2.6781	1037.9	-5.6496
Se 196.026	2.0445	ppb	3.4245	167.5	2.8966
Sn 189.925	-0.1325	ppb	1.6167	1219.9	-5.6422
Sr 216.596	40.0594	ppb	0.1441	0.4	509.043
Ti 334.941	2.3542	ppb	0.0654	2.8	659.623
Tl 190.794	-1.6028	ppb	0.6768	42.2	-10.5603
V 292.401	0.6751	ppb	0.0385	5.7	-0.8666
Zn 206.200	6.0383	ppb	0.1631	2.7	7.5277

680-106444-c-1-a (Samp) **10/22/2014, 6:59:10 PM** **Rack 2, Tube 17**

Weight: 1 **Volume: 1** **Dilution: 1**

Label	Replicates Concentration		
Ag 328.068	0.1586u	0.0905u	0.0091u
Al 308.215	17.2849	19.1379	18.2448
As 188.980	0.1530	-4.4976u	-0.7265u
B 249.678	27.5497	27.8319	27.5356
Ba 389.178	123.724	123.351	123.614
Be 313.042	-0.0108u	-0.0075u	-0.0130u
Ca 370.602	34145	34271	34378
Cd 226.502	0.0565	0.0693	-0.1351u
Co 228.615	0.4235	0.3758	0.4916
Cr 267.716	1.7326	1.8201	1.5992
Cu 324.754	183.505	184.399	184.538
Fe 271.441	76.3657	73.5708	67.5473
K 766.491	10309.9	10266.1	10295.7
Mg 279.078	7442.65	7421.04	7429.61
Mn 257.610	30.3128	30.4035	30.4877
Mo 202.032	-0.1489u	0.0539	-0.7527u
Na 330.237	55931.5	55587.7	55716.2

Label	Replicates Concentration		
Ni 231.604	2.5620	2.3250	1.0643
Pb 220.353	2.1653	0.4603	0.6959
Sb 206.834	-1.0680u	-3.0636u	-2.8011u
Se 196.026	1.8542	4.0672	-2.7721u
Sn 189.925	0.8891	-4.5571u	1.4777
Sr 216.596	494.928	494.798	493.334
Ti 334.941	0.5006	0.4819	0.5310
Tl 190.794	-1.7134u	2.6711	0.1998
V 292.401	0.0784	-0.3177u	0.0352
Zn 206.200	36.2324	38.0173	35.4357

Label	Sol'n Conc.	Units	SD	%RSD	Int. (c/s)
Ag 328.068	0.0861	ppb	0.0749	87.0	-34.9059
Al 308.215	18.2225	ppb	0.9267	5.1	627.778
As 188.980	-1.6904	ppb	2.4706	146.2	-7.8839
B 249.678	27.6391	ppb	0.1672	0.6	508.193
Ba 389.178	123.563	ppb	0.1921	0.2	2706.28
Be 313.042	-0.0104	ppb	0.0028	26.7	-300.386
Ca 370.602	34265	ppb	117.1	0.3	93815
Cd 226.502	-0.0031	ppb	0.1145	3711.4	21.2510
Co 228.615	0.4303	ppb	0.0582	13.5	9.8108
Cr 267.716	1.7173	ppb	0.1112	6.5	128.070
Cu 324.754	184.147	ppb	0.5604	0.3	13823.5
Fe 271.441	72.4946	ppb	4.5067	6.2	131.493
K 766.491	10290.6	ppb	22.3857	0.2	456375
Mg 279.078	7431.10	ppb	10.8844	0.1	20290.5
Mn 257.610	30.4013	ppb	0.0874	0.3	5766.23
Mo 202.032	-0.2826	ppb	0.4196	148.5	4.4458
Na 330.237	55745.1	ppb	173.709	0.3	2688.54
Ni 231.604	1.9838	ppb	0.8050	40.6	-0.2125
Pb 220.353	1.1072	ppb	0.9239	83.5	8.9769
Sb 206.834	-2.3109	ppb	1.0844	46.9	-9.4138
Se 196.026	1.0498	ppb	3.4899	332.4	2.4188
Sn 189.925	-0.7301	ppb	3.3273	455.7	-6.0780
Sr 216.596	494.353	ppb	0.8852	0.2	6192.69
Ti 334.941	0.5045	ppb	0.0248	4.9	110.910
Tl 190.794	0.3859	ppb	2.1982	569.7	-8.3101
V 292.401	-0.0680	ppb	0.2173	319.4	-20.4996
Zn 206.200	36.5618	ppb	1.3219	3.6	40.9270

mb 680-354724/1-b (Samp) **10/22/2014, 7:03:25 PM** **Rack 2, Tube 18**

Weight: 1 **Volume: 1** **Dilution: 1**

Label	Replicates Concentration		
Ag 328.068	0.0891	0.3663	-0.0474u
Al 308.215	0.1106	1.1704	-0.0536u
As 188.980	0.2110	-3.3993u	-0.4921u
B 249.678	2.3581	2.0865	1.6150
Ba 389.178	0.1067	-0.3063u	-0.4660u
Be 313.042	0.0010	0.0052	-0.0026u
Ca 370.602	8.120	6.610	5.157
Cd 226.502	0.1338	0.0242	-0.0152u
Co 228.615	0.5771	0.2234	0.2013
Cr 267.716	0.1452	0.1042	0.1677

Label	Replicates	Concentration	
Cu 324.754	0.9002	0.6391	0.6650
Fe 271.441	0.2302	3.9457	-0.3737u
K 766.491	3.2719	2.7914	2.5455
Mg 279.078	2.7600	3.7910	3.1228
Mn 257.610	0.0781	0.0909	0.0439
Mo 202.032	-0.0206u	0.1573	0.0625
Na 330.237	119.476	141.198	128.160
Ni 231.604	0.3673	-0.4433u	-0.2346u
Pb 220.353	-2.0324u	1.8352	-0.9660u
Sb 206.834	-3.1155u	0.2658	1.6996
Se 196.026	2.7387	7.2370	4.3661
Sn 189.925	-3.2360u	2.6228	1.7317
Sr 216.596	0.1397	0.0428	-0.1641u
Ti 334.941	0.0803	0.0664	0.0580
Tl 190.794	2.2909	0.2948	-1.2435u
V 292.401	-0.0961u	0.0856	0.3164
Zn 206.200	2.3387	2.9225	2.4548

Label	Sol'n Conc.	Units	SD	%RSD	Int. (c/s)
Ag 328.068	0.1360	ppb	0.2108	155.0	-13.6707
Al 308.215	0.4091	ppb	0.6644	162.4	505.122
As 188.980	-1.2268	ppb	1.9140	156.0	-7.5735
B 249.678	2.0199	ppb	0.3760	18.6	80.4189
Ba 389.178	-0.2219	ppb	0.2955	133.2	-75.3034
Be 313.042	0.0012	ppb	0.0039	320.2	-283.884
Ca 370.602	6.629	ppb	1.481	22.3	35.61
Cd 226.502	0.0476	ppb	0.0772	162.2	23.4418
Co 228.615	0.3339	ppb	0.2109	63.1	8.6640
Cr 267.716	0.1391	ppb	0.0322	23.2	39.5303
Cu 324.754	0.7348	ppb	0.1439	19.6	289.985
Fe 271.441	1.2674	ppb	2.3390	184.6	18.1758
K 766.491	2.8696	ppb	0.3695	12.9	381.334
Mg 279.078	3.2246	ppb	0.5230	16.2	32.3922
Mn 257.610	0.0710	ppb	0.0243	34.2	58.7496
Mo 202.032	0.0664	ppb	0.0890	134.1	6.8356
Na 330.237	129.611	ppb	10.9336	8.4	29.7856
Ni 231.604	-0.1035	ppb	0.4209	406.6	-6.7001
Pb 220.353	-0.3878	ppb	1.9976	515.2	6.5943
Sb 206.834	-0.3834	ppb	2.4724	644.9	-6.6246
Se 196.026	4.7806	ppb	2.2776	47.6	4.0694
Sn 189.925	0.3728	ppb	3.1570	846.8	-5.2616
Sr 216.596	0.0062	ppb	0.1552	2522.5	5.2458
Ti 334.941	0.0682	ppb	0.0112	16.5	-28.3152
Tl 190.794	0.4474	ppb	1.7722	396.1	-8.2509
V 292.401	0.1020	ppb	0.2068	202.8	-15.8518
Zn 206.200	2.5720	ppb	0.3090	12.0	3.7943

lcs 680-354724/2-b (Samp) **10/22/2014, 7:07:41 PM** **Rack 2, Tube 19**
Weight: 1 **Volume: 1** **Dilution: 1**

Label	Replicates	Concentration	
Ag 328.068	49.7441	50.0024	49.7325
Al 308.215	4691.85	4699.09	4740.07
As 188.980	94.8325	97.0506	99.7058

Label	Replicates Concentration		
B 249.678	191.926	192.482	193.207
Ba 389.178	97.5904	97.1802	97.7283
Be 313.042	48.6115	48.6753	48.7539
Ca 370.602	4832	4820	4848
Cd 226.502	50.3031	50.2311	50.2818
Co 228.615	50.0176	50.4091	49.0764
Cr 267.716	99.4033	99.1123	99.2811
Cu 324.754	98.1647	97.1835	97.4914
Fe 271.441	4850.54	4853.89	4873.00
K 766.491	5074.27	5097.25	5101.60
Mg 279.078	4758.26	4770.26	4765.89
Mn 257.610	507.837	506.463	508.478
Mo 202.032	95.5278	96.4525	96.0359
Na 330.237	4559.53	4716.65	4461.45
Ni 231.604	98.3345	98.8348	100.828
Pb 220.353	495.332	495.183	495.923
Sb 206.834	48.0344	48.8369	50.5626
Se 196.026	98.8758	96.8416	98.6811
Sn 189.925	194.259	190.376	200.794
Sr 216.596	97.3634	97.8718	97.2139
Ti 334.941	96.8345	96.9792	97.0745
Tl 190.794	42.1633	38.6614	41.1910
V 292.401	97.0771	97.5168	98.2665
Zn 206.200	101.264	100.797	101.942

Label	Sol'n Conc.	Units	SD	%RSD	Int. (c/s)
Ag 328.068	49.8263	ppb	0.1526	0.3	4234.69
Al 308.215	4710.34	ppb	26.0054	0.6	32934.6
As 188.980	97.1963	ppb	2.4399	2.5	58.2901
B 249.678	192.539	ppb	0.6424	0.3	3252.05
Ba 389.178	97.4996	ppb	0.2851	0.3	2122.40
Be 313.042	48.6802	ppb	0.0713	0.1	88787.9
Ca 370.602	4833	ppb	14.14	0.3	13246
Cd 226.502	50.2720	ppb	0.0370	0.1	2227.30
Co 228.615	49.8343	ppb	0.6850	1.4	578.019
Cr 267.716	99.2656	ppb	0.1461	0.1	5520.34
Cu 324.754	97.6132	ppb	0.5019	0.5	7442.92
Fe 271.441	4859.14	ppb	12.1181	0.2	7752.79
K 766.491	5091.04	ppb	14.6835	0.3	225910
Mg 279.078	4764.80	ppb	6.0723	0.1	13006.8
Mn 257.610	507.592	ppb	1.0297	0.2	94783.4
Mo 202.032	96.0054	ppb	0.4631	0.5	662.626
Na 330.237	4579.21	ppb	128.736	2.8	238.786
Ni 231.604	99.3324	ppb	1.3191	1.3	302.385
Pb 220.353	495.479	ppb	0.3915	0.1	793.015
Sb 206.834	49.1446	ppb	1.2919	2.6	65.4974
Se 196.026	98.1328	ppb	1.1225	1.1	45.7107
Sn 189.925	195.143	ppb	5.2649	2.7	142.111
Sr 216.596	97.4830	ppb	0.3449	0.4	1226.51
Ti 334.941	96.9627	ppb	0.1208	0.1	28952.4
Tl 190.794	40.6719	ppb	1.8078	4.4	35.2071
V 292.401	97.6201	ppb	0.6014	0.6	2464.26
Zn 206.200	101.334	ppb	0.5761	0.6	111.178

680-106302-b-1-d (Samp) **10/22/2014, 7:11:57 PM** **Rack 2, Tube 20**

Weight: 1 **Volume: 1** **Dilution: 1**

Label	Replicates Concentration		
Ag 328.068	0.0548	0.1771	0.3916
Al 308.215	26.1339	27.9265	29.6033
As 188.980	0.5662	-1.2595u	0.6871
B 249.678	38.1944	37.8270	37.5574
Ba 389.178	15.9493	16.4206	16.6528
Be 313.042	-0.0078u	-0.0036	-0.0058
Ca 370.602	55520	55476	55630
Cd 226.502	0.1687	0.0080	-0.0226u
Co 228.615	-0.1128u	-0.5773u	0.1201
Cr 267.716	0.0937	0.2701	0.1696
Cu 324.754	3.5683	3.6845	3.7046
Fe 271.441	40.9532	39.2006	42.6995
K 766.491	1524.48	1519.30	1518.77
Mg 279.078	23671.4	23651.2	23635.8
Mn 257.610	2.3144	2.2864	2.4199
Mo 202.032	41.5533	41.8022	42.1134
Na 330.237	8559.43	8505.97	8280.45
Ni 231.604	17.9137	17.6640	17.9350
Pb 220.353	2.5305	0.6288	-0.8014u
Sb 206.834	3.7421	2.0853	3.6439
Se 196.026	-0.5686u	-0.5406u	4.0322
Sn 189.925	3.8656	4.1103	1.3208
Sr 216.596	46.5084	46.6463	46.4461
Ti 334.941	0.0217	0.0392	0.0955
Tl 190.794	0.7510	2.8766	0.8710
V 292.401	-0.0108u	-0.2384u	0.0170u
Zn 206.200	3.2167	3.1731	3.6169

Label	Sol'n Conc.	Units	SD	%RSD	Int. (c/s)
Ag 328.068	0.2079	ppb	0.1705	82.0	-9.6943
Al 308.215	27.8879	ppb	1.7350	6.2	696.722
As 188.980	-0.0021	ppb	1.0906	53136.4	-6.7657
B 249.678	37.8596	ppb	0.3198	0.8	678.985
Ba 389.178	16.3409	ppb	0.3585	2.2	328.747
Be 313.042	-0.0057	ppb	0.0021	36.8	-285.652
Ca 370.602	55542	ppb	79.28	0.1	152060
Cd 226.502	0.0514	ppb	0.1028	200.0	24.0310
Co 228.615	-0.1900	ppb	0.3550	186.9	1.4930
Cr 267.716	0.1778	ppb	0.0885	49.8	41.8754
Cu 324.754	3.6525	ppb	0.0736	2.0	506.973
Fe 271.441	40.9511	ppb	1.7495	4.3	81.3196
K 766.491	1520.85	ppb	3.1565	0.2	67664.6
Mg 279.078	23652.8	ppb	17.8095	0.1	64533.9
Mn 257.610	2.3403	ppb	0.0704	3.0	638.175
Mo 202.032	41.8229	ppb	0.2806	0.7	292.407
Na 330.237	8448.62	ppb	148.067	1.8	427.604
Ni 231.604	17.8376	ppb	0.1507	0.8	49.0181
Pb 220.353	0.7860	ppb	1.6715	212.7	8.4005
Sb 206.834	3.1571	ppb	0.9295	29.4	-2.1990
Se 196.026	0.9743	ppb	2.6482	271.8	2.3789
Sn 189.925	3.0989	ppb	1.5447	49.8	-3.1962
Sr 216.596	46.5336	ppb	0.1025	0.2	606.862

Label	Sol'n Conc.	Units	SD	%RSD	Int. (c/s)
Ti 334.941	0.0521	ppb	0.0385	74.0	8.8739
Tl 190.794	1.4995	ppb	1.1941	79.6	-7.2491
V 292.401	-0.0774	ppb	0.1401	181.0	-26.7455
Zn 206.200	3.3356	ppb	0.2446	7.3	4.6269

680-106302-b-1-dSD^5 (Samp) **10/22/2014, 7:16:14 PM** **Rack 2, Tube 21**

Weight: 1 **Volume: 1** **Dilution: 1**

Label	Replicates Concentration		
Ag 328.068	0.2278	0.1161	0.3063
Al 308.215	4.7561	6.0944	5.2606
As 188.980	-2.0795u	0.1164	1.1987
B 249.678	9.3573	8.9549	8.7840
Ba 389.178	2.8621	3.2066	2.2887
Be 313.042	0.0004	0.0013	0.0027
Ca 370.602	10983	10925	10941
Cd 226.502	-0.0271u	0.0238	0.0762
Co 228.615	0.1764	0.2029	0.4373
Cr 267.716	0.0333	0.2005	0.1363
Cu 324.754	0.2747	0.5516	0.7643
Fe 271.441	9.3624	3.9484	9.5668
K 766.491	281.129	280.647	281.326
Mg 279.078	4651.63	4637.34	4634.49
Mn 257.610	0.4899	0.5143	0.5728
Mo 202.032	8.3089	8.6206	8.3913
Na 330.237	1656.84	1663.86	1650.79
Ni 231.604	2.8890	2.6608	3.9886
Pb 220.353	0.0187	1.6551	0.0023u
Sb 206.834	1.7139	-0.0693u	-1.8586u
Se 196.026	0.5743	10.7090	-1.9763u
Sn 189.925	1.2361	1.6720	0.9402
Sr 216.596	8.9124	9.5615	9.4466
Ti 334.941	0.0645	0.0078	0.0665
Tl 190.794	-1.1781u	3.5412	2.0087
V 292.401	0.3178	0.0018u	0.0108u
Zn 206.200	1.3093	1.8725	0.1827

Label	Sol'n Conc.	Units	SD	%RSD	Int. (c/s)
Ag 328.068	0.2167	ppb	0.0956	44.1	-7.2074
Al 308.215	5.3704	ppb	0.6759	12.6	539.756
As 188.980	-0.2548	ppb	1.6703	655.6	-6.9253
B 249.678	9.0321	ppb	0.2943	3.3	197.533
Ba 389.178	2.7858	ppb	0.4637	16.6	-1.4490
Be 313.042	0.0015	ppb	0.0012	80.2	-281.303
Ca 370.602	10950	ppb	30.14	0.3	29992
Cd 226.502	0.0243	ppb	0.0517	212.2	22.5148
Co 228.615	0.2722	ppb	0.1436	52.8	7.7249
Cr 267.716	0.1234	ppb	0.0844	68.4	38.7047
Cu 324.754	0.5302	ppb	0.2455	46.3	275.229
Fe 271.441	7.6259	ppb	3.1864	41.8	28.3143
K 766.491	281.034	ppb	0.3493	0.1	12710.8
Mg 279.078	4641.15	ppb	9.1856	0.2	12681.8
Mn 257.610	0.5257	ppb	0.0426	8.1	174.173
Mo 202.032	8.4402	ppb	0.1615	1.9	64.1041

Label	Sol'n Conc.	Units	SD	%RSD	Int. (c/s)
Na 330.237	1657.16	ppb	6.5398	0.4	102.881
Ni 231.604	3.1795	ppb	0.7100	22.3	3.4953
Pb 220.353	0.5587	ppb	0.9496	170.0	8.0838
Sb 206.834	-0.0713	ppb	1.7862	2504.3	-6.3181
Se 196.026	3.1024	ppb	6.7099	216.3	3.3238
Sn 189.925	1.2827	ppb	0.3681	28.7	-4.5726
Sr 216.596	9.3068	ppb	0.3464	3.7	125.457
Ti 334.941	0.0463	ppb	0.0333	72.0	-26.6506
Tl 190.794	1.4573	ppb	2.4075	165.2	-7.1782
V 292.401	0.1101	ppb	0.1798	163.3	-16.8960
Zn 206.200	1.1215	ppb	0.8604	76.7	2.2091

680-106302-b-1-dPDS (Samp) **10/22/2014, 7:20:30 PM** **Rack 2, Tube 22**

Weight: 1 **Volume: 1** **Dilution: 1**

Label	Replicates Concentration		
Ag 328.068	98.9431	98.8065	98.7281
Al 308.215	1006.19	1006.09	1006.25
As 188.980	101.949	103.786	97.4376
B 249.678	230.619	232.097	231.258
Ba 389.178	99.9493	100.122	100.280
Be 313.042	98.2783	98.1322	97.9561
Ca 370.602	65253	65274	65227
Cd 226.502	99.9342	100.067	99.2446
Co 228.615	101.209	100.966	100.414
Cr 267.716	101.043	100.602	100.279
Cu 324.754	104.052	105.143	105.332
Fe 271.441	9970.40	9965.50	9942.61
K 766.491	12583.6	12587.2	12586.8
Mg 279.078	33208.0	33206.8	33170.3
Mn 257.610	1043.93	1045.48	1044.90
Mo 202.032	139.401	139.280	140.413
Na 330.237	17345.6	16996.5	17038.9
Ni 231.604	117.587	117.898	116.899
Pb 220.353	101.987	103.741	101.422
Sb 206.834	98.1139	96.8051	100.329
Se 196.026	103.735	101.185	96.9910
Sn 189.925	102.045	101.550	103.561
Sr 216.596	145.896	146.603	146.164
Ti 334.941	99.0415	98.8664	98.8281
Tl 190.794	26.0866	19.4007	16.8311
V 292.401	100.427	99.7096	99.7464
Zn 206.200	101.285	102.411	103.865

Label	Sol'n Conc.	Units	SD	%RSD	Int. (c/s)
Ag 328.068	98.8259	ppb	0.1088	0.1	8424.91
Al 308.215	1006.18	ppb	0.0785	0.0	7460.15
As 188.980	101.057	ppb	3.2666	3.2	60.7893
B 249.678	231.325	ppb	0.7408	0.3	3888.78
Ba 389.178	100.117	ppb	0.1655	0.2	2223.80
Be 313.042	98.1222	ppb	0.1613	0.2	179275
Ca 370.602	65251	ppb	23.37	0.0	178591
Cd 226.502	99.7485	ppb	0.4414	0.4	4399.81
Co 228.615	100.863	ppb	0.4072	0.4	1164.37

Label	Sol'n Conc.	Units	SD	%RSD	Int. (c/s)
Cr 267.716	100.642	ppb	0.3834	0.4	5601.20
Cu 324.754	104.842	ppb	0.6908	0.7	7980.30
Fe 271.441	9959.50	ppb	14.8339	0.1	15872.2
K 766.491	12585.9	ppb	2.0022	0.0	558112
Mg 279.078	33195.0	ppb	21.4524	0.1	90537.4
Mn 257.610	1044.77	ppb	0.7858	0.1	195198
Mo 202.032	139.698	ppb	0.6222	0.4	961.195
Na 330.237	17127.0	ppb	190.475	1.1	837.619
Ni 231.604	117.461	ppb	0.5111	0.4	358.993
Pb 220.353	102.383	ppb	1.2092	1.2	170.210
Sb 206.834	98.4159	ppb	1.7811	1.8	136.972
Se 196.026	100.637	ppb	3.4053	3.4	46.9870
Sn 189.925	102.385	ppb	1.0477	1.0	71.9307
Sr 216.596	146.221	ppb	0.3568	0.2	1863.98
Ti 334.941	98.9120	ppb	0.1137	0.1	29586.0
Tl 190.794	20.7728	ppb	4.7779	23.0	13.1024
V 292.401	99.9610	ppb	0.4041	0.4	2519.37
Zn 206.200	102.520	ppb	1.2936	1.3	112.234

680-106302-b-1-e ms (Samp) **10/22/2014, 7:24:47 PM** **Rack 2, Tube 23**

Weight: 1 **Volume: 1** **Dilution: 1**

Label	Replicates Concentration		
Ag 328.068	50.7103	51.0195	51.1038
Al 308.215	4855.27	4850.40	4850.19
As 188.980	101.004	102.972	103.204
B 249.678	230.453	230.522	231.332
Ba 389.178	112.200	111.831	112.280
Be 313.042	48.9283	48.8072	48.8054
Ca 370.602	60843	60483	60452
Cd 226.502	49.6011	49.7202	49.9312
Co 228.615	49.5551	49.5745	49.8118
Cr 267.716	98.9152	98.4283	98.5057
Cu 324.754	103.445	103.128	102.855
Fe 271.441	4892.63	4865.35	4882.27
K 766.491	6913.44	6922.74	6906.43
Mg 279.078	28755.4	28702.6	28733.9
Mn 257.610	510.100	507.465	507.342
Mo 202.032	139.195	137.589	139.268
Na 330.237	13420.9	13135.8	13439.1
Ni 231.604	115.224	115.293	114.447
Pb 220.353	493.517	488.010	493.655
Sb 206.834	51.7911	49.2736	50.0335
Se 196.026	96.6402	99.9937	96.8321
Sn 189.925	195.395	192.242	194.668
Sr 216.596	144.283	143.384	144.900
Ti 334.941	97.7640	97.2434	97.1149
Tl 190.794	38.6967	39.6251	40.0799
V 292.401	98.4565	97.7224	98.0993
Zn 206.200	102.828	101.417	102.127

Label	Sol'n Conc.	Units	SD	%RSD	Int. (c/s)
Ag 328.068	50.9445	ppb	0.2072	0.4	4328.14
Al 308.215	4851.95	ppb	2.8755	0.1	33911.6

Label	Sol'n Conc.	Units	SD	%RSD	Int. (c/s)
As 188.980	102.394	ppb	1.2086	1.2	61.7577
B 249.678	230.769	ppb	0.4886	0.2	3890.59
Ba 389.178	112.104	ppb	0.2397	0.2	2483.08
Be 313.042	48.8470	ppb	0.0704	0.1	89103.8
Ca 370.602	60593	ppb	217.2	0.4	165884
Cd 226.502	49.7508	ppb	0.1672	0.3	2204.99
Co 228.615	49.6471	ppb	0.1430	0.3	574.693
Cr 267.716	98.6164	ppb	0.2616	0.3	5484.68
Cu 324.754	103.143	ppb	0.2951	0.3	7852.69
Fe 271.441	4880.08	ppb	13.7703	0.3	7786.08
K 766.491	6914.20	ppb	8.1862	0.1	306720
Mg 279.078	28730.6	ppb	26.5705	0.1	78370.8
Mn 257.610	508.303	ppb	1.5580	0.3	95074.2
Mo 202.032	138.684	ppb	0.9489	0.7	954.504
Na 330.237	13331.9	ppb	170.101	1.3	657.331
Ni 231.604	114.988	ppb	0.4697	0.4	351.005
Pb 220.353	491.727	ppb	3.2201	0.7	787.007
Sb 206.834	50.3661	ppb	1.2913	2.6	66.4994
Se 196.026	97.8220	ppb	1.8832	1.9	45.5733
Sn 189.925	194.102	ppb	1.6514	0.9	141.326
Sr 216.596	144.189	ppb	0.7625	0.5	1830.66
Ti 334.941	97.3741	ppb	0.3437	0.4	29118.0
Tl 190.794	39.4672	ppb	0.7050	1.8	33.7439
V 292.401	98.0927	ppb	0.3671	0.4	2469.88
Zn 206.200	102.124	ppb	0.7056	0.7	112.043

680-106302-b-1-f msd (Samp) **10/22/2014, 7:29:04 PM** **Rack 2, Tube 24**

Weight: 1 **Volume: 1** **Dilution: 1**

Label	Replicates	Concentration	
Ag 328.068	50.6858	50.7967	50.5397
Al 308.215	4873.17	4870.64	4865.48
As 188.980	97.3891	102.563	102.968
B 249.678	233.340	232.898	233.603
Ba 389.178	113.653	113.039	112.154
Be 313.042	49.0718	49.0353	49.0035
Ca 370.602	60500	60484	60338
Cd 226.502	50.4424	50.3285	50.0374
Co 228.615	50.3394	49.4044	49.7481
Cr 267.716	99.4306	99.1602	99.1789
Cu 324.754	102.961	103.670	103.652
Fe 271.441	4919.95	4907.47	4899.97
K 766.491	6943.54	6925.17	6947.16
Mg 279.078	28696.4	28653.8	28590.9
Mn 257.610	512.899	512.174	511.207
Mo 202.032	139.416	138.999	139.528
Na 330.237	13477.0	13470.2	13359.4
Ni 231.604	116.330	116.070	117.914
Pb 220.353	495.732	497.542	495.878
Sb 206.834	53.5378	49.5658	51.2340
Se 196.026	101.194	104.030	99.0109
Sn 189.925	194.001	197.938	200.594
Sr 216.596	144.410	144.304	144.332
Ti 334.941	97.6168	98.0866	97.9624

Label	Replicates Concentration		
Tl 190.794	38.6854	39.1744	41.9353
V 292.401	99.3862	98.6904	98.5100
Zn 206.200	103.314	103.314	98.2516

Label	Sol'n Conc.	Units	SD	%RSD	Int. (c/s)
Ag 328.068	50.6741	ppb	0.1289	0.3	4305.04
Al 308.215	4869.76	ppb	3.9186	0.1	34034.2
As 188.980	100.973	ppb	3.1106	3.1	60.8071
B 249.678	233.280	ppb	0.3562	0.2	3932.48
Ba 389.178	112.949	ppb	0.7536	0.7	2501.96
Be 313.042	49.0369	ppb	0.0342	0.1	89451.3
Ca 370.602	60440	ppb	89.35	0.1	165468
Cd 226.502	50.2694	ppb	0.2088	0.4	2227.65
Co 228.615	49.8306	ppb	0.4729	0.9	576.810
Cr 267.716	99.2565	ppb	0.1510	0.2	5520.07
Cu 324.754	103.428	ppb	0.4044	0.4	7873.70
Fe 271.441	4909.13	ppb	10.0904	0.2	7832.30
K 766.491	6938.62	ppb	11.7890	0.2	307803
Mg 279.078	28647.0	ppb	53.0552	0.2	78142.8
Mn 257.610	512.093	ppb	0.8490	0.2	95781.2
Mo 202.032	139.314	ppb	0.2786	0.2	958.811
Na 330.237	13435.5	ppb	66.0403	0.5	662.286
Ni 231.604	116.772	ppb	0.9978	0.9	356.545
Pb 220.353	496.384	ppb	1.0059	0.2	794.392
Sb 206.834	51.4459	ppb	1.9945	3.9	68.0827
Se 196.026	101.412	ppb	2.5168	2.5	47.1695
Sn 189.925	197.511	ppb	3.3171	1.7	143.905
Sr 216.596	144.349	ppb	0.0550	0.0	1832.56
Ti 334.941	97.8886	ppb	0.2434	0.2	29271.8
Tl 190.794	39.9317	ppb	1.7523	4.4	34.2488
V 292.401	98.8622	ppb	0.4626	0.5	2489.53
Zn 206.200	101.627	ppb	2.9230	2.9	111.496

Cont Calib Verif (CCV) **10/22/2014, 7:33:21 PM** **Rack 2, Tube 25**

Weight: 1 **Volume: 1** **Dilution: 1**

Label	Replicates Concentration		
Ag 328.068	494.827	494.673	497.324
Al 308.215	4763.15	4746.08	4763.41
As 188.980	475.703	481.515	475.317
B 249.678	486.496	485.694	489.193
Ba 389.178	4909.37	4892.63	4902.85
Be 313.042	490.413	488.240	490.795
Ca 370.602	4847	4850	4885
Cd 226.502	492.313	491.886	493.995
Co 228.615	494.368	494.393	497.067
Cr 267.716	4897.63	4892.23	4913.30
Cu 324.754	4960.53	5013.40	5013.15
Fe 271.441	4852.94	4841.91	4868.38
K 766.491	10009.7	9973.74	9983.19
Mg 279.078	4828.94	4818.55	4838.88
Mn 257.610	4927.15	4967.49	4967.64
Mo 202.032	485.577	487.305	489.339
Na 330.237	7681.91	7560.11	7498.27

Label	Replicates Concentration		
Ni 231.604	2493.14	2486.08	2493.86
Pb 220.353	493.348	495.869	498.589
Sb 206.834	940.270	937.826	950.382
Se 196.026	4907.89	4892.32	4883.10
Sn 189.925	4880.18	4867.43	4947.58
Sr 216.596	2454.97	2441.81	2449.68
Ti 334.941	483.588	481.914	483.385
Tl 190.794	4954.02	4962.97	4990.46
V 292.401	4857.60	4845.35	4876.85
Zn 206.200	2465.17	2453.83	2469.35

Label	Sol'n Conc.	Units	SD	%RSD	Int. (c/s)	QC Value
Ag 328.068	495.608	ppb	1.4881	0.3	42313.9	99.12154
Al 308.215	4757.55	ppb	9.9320	0.2	33765.8	95.15095
As 188.980	477.512	ppb	3.4724	0.7	312.720	95.50233
B 249.678	487.128	ppb	1.8332	0.4	8185.84	97.42552
Ba 389.178	4901.62	ppb	8.4387	0.2	109684	98.03236
Be 313.042	489.816	ppb	1.3781	0.3	896242	97.96317
Ca 370.602	4861	ppb	21.15	0.4	13634	97.21449
Cd 226.502	492.731	ppb	1.1153	0.2	21478.9	98.54629
Co 228.615	495.276	ppb	1.5508	0.3	5708.13	99.05522
Cr 267.716	4901.05	ppb	10.9458	0.2	270807	98.02103
Cu 324.754	4995.69	ppb	30.4508	0.6	368803	99.91384
Fe 271.441	4854.41	ppb	13.3000	0.3	7848.85	97.08817
K 766.491	9988.86	ppb	18.6190	0.2	443002	99.88863
Mg 279.078	4828.79	ppb	10.1644	0.2	13088.6	96.57587
Mn 257.610	4954.10	ppb	23.3363	0.5	924302	99.08190
Mo 202.032	487.407	ppb	1.8828	0.4	3334.19	97.48144
Na 330.237	7580.10	ppb	93.4358	1.2	323.129	101.06796
Ni 231.604	2491.03	ppb	4.2951	0.2	7728.49	99.64101
Pb 220.353	495.935	ppb	2.6208	0.5	797.750	99.18710
Sb 206.834	942.826	ppb	6.6565	0.7	1423.37	94.28261
Se 196.026	4894.43	ppb	12.5293	0.3	2178.21	97.88867
Sn 189.925	4898.40	ppb	43.0712	0.9	3700.78	97.96792
Sr 216.596	2448.82	ppb	6.6222	0.3	30520.3	97.95290
Ti 334.941	482.962	ppb	0.9136	0.2	144367	96.59241
Tl 190.794	4969.15	ppb	18.9874	0.4	5420.13	99.38300
V 292.401	4859.93	ppb	15.8807	0.3	124107	97.19862
Zn 206.200	2462.78	ppb	8.0317	0.3	2676.51	98.51126

Cont Calib Blank (CCB) **10/22/2014, 7:37:37 PM** **Rack 2, Tube 26**

Weight: 1 **Volume: 1** **Dilution: 1**

Label	Replicates Concentration		
Ag 328.068	0.4919	-0.1137u	0.3871
Al 308.215	-0.8538u	-0.8718u	-0.6493u
As 188.980	-2.2482u	0.4792	0.6431
B 249.678	9.9186	9.2224	8.0468
Ba 389.178	0.1834	0.8331	0.3763
Be 313.042	0.0451	0.0646	0.0641
Ca 370.602	2.160	3.287	5.137
Cd 226.502	0.1607	0.2558	0.2543
Co 228.615	0.1769	0.3501	0.1424
Cr 267.716	0.6667	0.5670	0.9001

Label	Replicates	Concentration	
Cu 324.754	0.5082	0.5922	0.5276
Fe 271.441	1.8819	4.6403	4.5587
K 766.491	1.6558	2.2076	2.7093
Mg 279.078	2.5592	2.1491	2.9895
Mn 257.610	0.6582	0.7792	0.9030
Mo 202.032	1.3475	1.3728	0.7750
Na 330.237	-108.553u	169.001	186.326
Ni 231.604	-0.4568u	0.5993	-0.3081u
Pb 220.353	-0.1682u	-0.5348u	1.9214
Sb 206.834	0.0372	3.0685	2.0393
Se 196.026	2.1013	11.3701	5.7073
Sn 189.925	1.2027	0.0676	1.8628
Sr 216.596	0.9041	0.7420	0.0635
Ti 334.941	0.1388	0.1266	0.2275
Tl 190.794	3.5996	1.7073	2.7279
V 292.401	0.7990	0.6792	0.8289
Zn 206.200	1.3808	-0.6766u	1.2861

Label	Sol'n Conc.	Units	SD	%RSD	Int. (c/s)	QC Value
Ag 328.068	0.2551	ppb	0.3237	126.9	-3.5001	0.25508
Al 308.215	-0.7916	ppb	0.1236	15.6	497.003	-0.79163
As 188.980	-0.3753	ppb	1.6241	432.7	-7.0039	-0.37530
B 249.678	9.0626	ppb	0.9461	10.4	198.089	9.06259
Ba 389.178	0.4643	ppb	0.3337	71.9	-59.9369	0.46429
Be 313.042	0.0580	ppb	0.0111	19.2	-180.194	0.05795
Ca 370.602	3.528	ppb	1.503	42.6	27.18	3.52793
Cd 226.502	0.2236	ppb	0.0545	24.4	31.1050	0.22360
Co 228.615	0.2231	ppb	0.1113	49.9	7.3628	0.22313
Cr 267.716	0.7113	ppb	0.1709	24.0	71.1419	0.71126
Cu 324.754	0.5427	ppb	0.0440	8.1	275.843	0.54266
Fe 271.441	3.6936	ppb	1.5696	42.5	22.0561	3.69364
K 766.491	2.1909	ppb	0.5270	24.1	351.250	2.19089
Mg 279.078	2.5659	ppb	0.4202	16.4	30.5810	2.56594
Mn 257.610	0.7802	ppb	0.1224	15.7	191.042	0.78015
Mo 202.032	1.1651	ppb	0.3381	29.0	14.3489	1.16511
Na 330.237	82.2579	ppb	165.474	201.2	27.5798	82.25787
Ni 231.604	-0.0552	ppb	0.5717	1035.5	-6.5502	-0.05521
Pb 220.353	0.4061	ppb	1.3250	326.2	7.8521	0.40614
Sb 206.834	1.7150	ppb	1.5415	89.9	-3.5687	1.71498
Se 196.026	6.3929	ppb	4.6723	73.1	4.7861	6.39292
Sn 189.925	1.0444	ppb	0.9080	86.9	-4.7535	1.04437
Sr 216.596	0.5699	ppb	0.4460	78.3	12.2585	0.56986
Ti 334.941	0.1643	ppb	0.0551	33.5	0.4154	0.16432
Tl 190.794	2.6783	ppb	0.9471	35.4	-5.8199	2.67829
V 292.401	0.7690	ppb	0.0792	10.3	1.0334	0.76904
Zn 206.200	0.6635	ppb	1.1615	175.1	1.7069	0.66346

680-106443-c-1-b (Samp) **10/22/2014, 7:41:53 PM** **Rack 2, Tube 27**

Weight: 1 **Volume: 1** **Dilution: 1**

Label	Replicates	Concentration	
Ag 328.068	0.2976	0.1282	0.4024
Al 308.215	35.0491	34.1552	36.6654
As 188.980	2.4380	2.8616	1.3433

Label	Replicates Concentration		
B 249.678	9.9790	10.0438	10.0166
Ba 389.178	16.1479	15.5459	15.7241
Be 313.042	0.0255	0.0282	0.0317
Ca 370.602	5055	5060	5075
Cd 226.502	0.0384	0.0968	-0.0062
Co 228.615	6.9965	6.8032	6.5480
Cr 267.716	0.3976	0.6235	0.3899
Cu 324.754	0.3882	0.2777	-0.1034u
Fe 271.441	1022.28	1023.90	1024.99
K 766.491	1050.05	1050.35	1052.37
Mg 279.078	2611.37	2613.05	2620.58
Mn 257.610	542.668	543.458	544.515
Mo 202.032	0.2939	0.2215	1.0439
Na 330.237	2330.08	2351.55	2166.17
Ni 231.604	5.7451	4.5026	5.2230
Pb 220.353	0.8629	0.5031	2.6234
Sb 206.834	-2.4017u	1.8291	2.1715
Se 196.026	0.2439	0.4785	3.7499
Sn 189.925	0.3808	2.2186	-1.1223u
Sr 216.596	17.5482	17.8336	17.6562
Ti 334.941	0.3171	0.3016	0.3239
Tl 190.794	1.8147	1.4744	1.6618
V 292.401	0.2108	0.1435	0.3729
Zn 206.200	5.7888	4.1387	4.9027

Label	Sol'n Conc.	Units	SD	%RSD	Int. (c/s)
Ag 328.068	0.2761	ppb	0.1384	50.1	0.2897
Al 308.215	35.2899	ppb	1.2723	3.6	746.894
As 188.980	2.2143	ppb	0.7834	35.4	-5.2769
B 249.678	10.0132	ppb	0.0325	0.3	211.567
Ba 389.178	15.8060	ppb	0.3093	2.0	287.722
Be 313.042	0.0285	ppb	0.0031	10.9	-232.868
Ca 370.602	5063	ppb	10.06	0.2	13879
Cd 226.502	0.0430	ppb	0.0517	120.1	27.1502
Co 228.615	6.7825	ppb	0.2250	3.3	82.9193
Cr 267.716	0.4703	ppb	0.1327	28.2	61.0687
Cu 324.754	0.1875	ppb	0.2579	137.6	250.061
Fe 271.441	1023.73	ppb	1.3625	0.1	1645.42
K 766.491	1050.92	ppb	1.2628	0.1	46835.3
Mg 279.078	2615.00	ppb	4.9047	0.2	7144.48
Mn 257.610	543.547	ppb	0.9267	0.2	101467
Mo 202.032	0.5198	ppb	0.4554	87.6	9.8880
Na 330.237	2282.60	ppb	101.403	4.4	132.459
Ni 231.604	5.1569	ppb	0.6239	12.1	9.7062
Pb 220.353	1.3298	ppb	1.1346	85.3	9.4943
Sb 206.834	0.5330	ppb	2.5472	477.9	-5.2547
Se 196.026	1.4907	ppb	1.9600	131.5	2.7367
Sn 189.925	0.4924	ppb	1.6732	339.8	-5.1705
Sr 216.596	17.6793	ppb	0.1441	0.8	229.041
Ti 334.941	0.3142	ppb	0.0114	3.6	49.8983
Tl 190.794	1.6503	ppb	0.1704	10.3	-6.7809
V 292.401	0.2424	ppb	0.1179	48.7	-11.9698
Zn 206.200	4.9434	ppb	0.8258	16.7	6.3372

680-106443-d-2-b (Samp) **10/22/2014, 7:46:09 PM** **Rack 2, Tube 28**

Weight: 1 **Volume: 1** **Dilution: 1**

Label	Replicates Concentration		
Ag 328.068	0.0708	0.3682	0.0298
Al 308.215	255.480	258.431	256.146
As 188.980	-3.6495u	1.2267	0.9512
B 249.678	8.8235	8.5154	8.6412
Ba 389.178	11.8491	13.3001	12.5565
Be 313.042	0.0447	0.0381	0.0399
Ca 370.602	1592	1598	1584
Cd 226.502	0.0669	0.2175	0.0966
Co 228.615	1.7422	1.4397	1.2330
Cr 267.716	0.4115	0.5486	0.3697
Cu 324.754	0.0870	0.1060	0.3438
Fe 271.441	2707.61	2739.77	2722.48
K 766.491	444.907	446.302	444.629
Mg 279.078	760.186	763.277	763.450
Mn 257.610	118.124	118.504	117.713
Mo 202.032	0.2816	-0.5787u	0.5660
Na 330.237	1898.10	1814.27	1863.35
Ni 231.604	0.6649	1.5301	1.4575
Pb 220.353	-0.9874u	-1.8278u	-0.7752u
Sb 206.834	-0.2315u	1.3971	2.3267
Se 196.026	4.4878	-1.2600u	1.6571
Sn 189.925	-0.2682u	-0.9105u	1.7225
Sr 216.596	10.1080	9.6256	10.2153
Ti 334.941	1.2111	1.2166	1.2576
Tl 190.794	1.1958	-0.5385u	0.3697
V 292.401	0.5689	0.4861	0.3973
Zn 206.200	5.5716	7.0881	8.0501

Label	Sol'n Conc.	Units	SD	%RSD	Int. (c/s)
Ag 328.068	0.1563	ppb	0.1847	118.2	-12.1571
Al 308.215	256.685	ppb	1.5477	0.6	2273.14
As 188.980	-0.4905	ppb	2.7392	558.4	-7.0959
B 249.678	8.6601	ppb	0.1549	1.8	185.038
Ba 389.178	12.5686	ppb	0.7256	5.8	213.595
Be 313.042	0.0409	ppb	0.0034	8.4	-211.034
Ca 370.602	1591	ppb	6.862	0.4	4345
Cd 226.502	0.1270	ppb	0.0798	62.8	37.2625
Co 228.615	1.4716	ppb	0.2561	17.4	21.9641
Cr 267.716	0.4433	ppb	0.0936	21.1	58.2896
Cu 324.754	0.1789	ppb	0.1431	80.0	250.148
Fe 271.441	2723.28	ppb	16.0969	0.6	4348.23
K 766.491	445.279	ppb	0.8963	0.2	19990.8
Mg 279.078	762.304	ppb	1.8363	0.2	2100.15
Mn 257.610	118.114	ppb	0.3954	0.3	22092.2
Mo 202.032	0.0896	ppb	0.5960	664.9	6.8660
Na 330.237	1858.58	ppb	42.1184	2.3	111.722
Ni 231.604	1.2175	ppb	0.4799	39.4	-2.3681
Pb 220.353	-1.1968	ppb	0.5567	46.5	5.5141
Sb 206.834	1.1641	ppb	1.2949	111.2	-4.2675
Se 196.026	1.6283	ppb	2.8740	176.5	2.7186
Sn 189.925	0.1813	ppb	1.3729	757.3	-5.4060
Sr 216.596	9.9830	ppb	0.3141	3.1	133.778

Label	Sol'n Conc.	Units	SD	%RSD	Int. (c/s)
Ti 334.941	1.2284	ppb	0.0254	2.1	320.169
Tl 190.794	0.3423	ppb	0.8675	253.4	-8.6655
V 292.401	0.4841	ppb	0.0859	17.7	-5.1095
Zn 206.200	6.9032	ppb	1.2496	18.1	8.4003

680-106443-c-3-b (Samp) **10/22/2014, 7:50:25 PM** **Rack 2, Tube 29**

Weight: 1 **Volume: 1** **Dilution: 1**

Label	Replicates Concentration		
Ag 328.068	0.1551	-0.1357u	0.0702
Al 308.215	266.425	266.666	267.524
As 188.980	-1.0934u	3.2201	0.5894
B 249.678	8.1021	7.9059	8.2321
Ba 389.178	14.1471	13.8791	13.6154
Be 313.042	0.0465	0.0447	0.0443
Ca 370.602	6162	6144	6172
Cd 226.502	0.1851	0.1454	0.1753
Co 228.615	10.6907	10.5873	10.2465
Cr 267.716	0.2674	0.3484	0.3232
Cu 324.754	0.1305	0.1341	0.1177
Fe 271.441	1772.35	1775.80	1780.05
K 766.491	648.664	650.274	654.434
Mg 279.078	2643.30	2643.79	2652.77
Mn 257.610	879.796	877.658	881.029
Mo 202.032	0.5454	0.1929	0.1355
Na 330.237	2219.12	2212.17	2447.35
Ni 231.604	8.5227	8.5514	7.0086
Pb 220.353	0.0916	2.1524	0.9835
Sb 206.834	0.6429	-0.1784u	0.6021
Se 196.026	-0.0025	0.0177	8.5730
Sn 189.925	2.0450	0.3427	1.4926
Sr 216.596	20.9294	20.9062	20.7069
Ti 334.941	0.5046	0.5128	0.5098
Tl 190.794	-0.0363	0.4280	0.7057
V 292.401	0.2775	0.0598	0.1949
Zn 206.200	10.9053	9.3924	9.6894

Label	Sol'n Conc.	Units	SD	%RSD	Int. (c/s)
Ag 328.068	0.0299	ppb	0.1495	500.5	-19.2685
Al 308.215	266.872	ppb	0.5775	0.2	2341.51
As 188.980	0.9053	ppb	2.1740	240.1	-6.1554
B 249.678	8.0801	ppb	0.1642	2.0	177.536
Ba 389.178	13.8806	ppb	0.2659	1.9	245.072
Be 313.042	0.0452	ppb	0.0012	2.6	-202.018
Ca 370.602	6159	ppb	14.29	0.2	16879
Cd 226.502	0.1686	ppb	0.0207	12.3	35.4782
Co 228.615	10.5082	ppb	0.2325	2.2	125.846
Cr 267.716	0.3130	ppb	0.0414	13.2	54.4062
Cu 324.754	0.1274	ppb	0.0086	6.8	245.944
Fe 271.441	1776.07	ppb	3.8558	0.2	2842.61
K 766.491	651.124	ppb	2.9776	0.5	29114.7
Mg 279.078	2646.62	ppb	5.3349	0.2	7223.70
Mn 257.610	879.494	ppb	1.7057	0.2	164142
Mo 202.032	0.2912	ppb	0.2219	76.2	8.2896

Label	Sol'n Conc.	Units	SD	%RSD	Int. (c/s)
Na 330.237	2292.88	ppb	133.821	5.8	132.633
Ni 231.604	8.0276	ppb	0.8826	11.0	18.6763
Pb 220.353	1.0758	ppb	1.0335	96.1	9.2068
Sb 206.834	0.3555	ppb	0.4628	130.2	-5.4852
Se 196.026	2.8627	ppb	4.9452	172.7	3.4273
Sn 189.925	1.2934	ppb	0.8685	67.1	-4.5644
Sr 216.596	20.8475	ppb	0.1223	0.6	269.877
Ti 334.941	0.5091	ppb	0.0041	0.8	108.321
Tl 190.794	0.3658	ppb	0.3749	102.5	-8.1003
V 292.401	0.1774	ppb	0.1099	62.0	-13.3134
Zn 206.200	9.9957	ppb	0.8016	8.0	11.8235

680-106443-c-4-b (Samp) **10/22/2014, 7:54:41 PM** **Rack 2, Tube 30**

Weight: 1 **Volume: 1** **Dilution: 1**

Label	Replicates	Concentration	
Ag 328.068	-0.1021u	0.3684	0.1424
Al 308.215	84.2768	85.4445	87.2935
As 188.980	2.5936	-3.7916u	3.8590
B 249.678	11.2828	11.0126	11.3213
Ba 389.178	19.9129	19.3988	19.6637
Be 313.042	0.0183	0.0149	0.0126
Ca 370.602	5031	5066	5106
Cd 226.502	-0.0155	0.0471	0.0202
Co 228.615	1.9530	1.7320	1.7386
Cr 267.716	0.4108	0.2271	0.4077
Cu 324.754	0.3800	0.7900	0.6667
Fe 271.441	1091.61	1094.90	1095.17
K 766.491	2285.80	2287.57	2291.26
Mg 279.078	2330.50	2330.53	2336.16
Mn 257.610	271.227	272.688	275.040
Mo 202.032	0.2299	0.4983	0.7516
Na 330.237	4359.86	4318.89	4320.96
Ni 231.604	3.6739	2.8741	3.4939
Pb 220.353	-0.1067u	4.8850	0.5405
Sb 206.834	0.3949	-0.2118u	-0.4192u
Se 196.026	-3.8270u	-0.5825u	1.6016
Sn 189.925	-1.7638u	1.6280	1.4590
Sr 216.596	31.3741	31.4670	31.6200
Ti 334.941	1.3303	1.2823	1.2198
Tl 190.794	1.7613	3.0223	0.7436
V 292.401	0.4835	0.3614	0.4259
Zn 206.200	3.9004	4.8477	3.5368

Label	Sol'n Conc.	Units	SD	%RSD	Int. (c/s)
Ag 328.068	0.1362	ppb	0.2353	172.7	-13.5514
Al 308.215	85.6716	ppb	1.5211	1.8	1093.72
As 188.980	0.8870	ppb	4.1009	462.3	-6.1652
B 249.678	11.2056	ppb	0.1682	1.5	231.303
Ba 389.178	19.6584	ppb	0.2571	1.3	373.615
Be 313.042	0.0153	ppb	0.0029	18.8	-257.215
Ca 370.602	5068	ppb	37.74	0.7	13885
Cd 226.502	0.0172	ppb	0.0314	182.0	26.2791
Co 228.615	1.8078	ppb	0.1257	7.0	25.7120

Label	Sol'n Conc.	Units	SD	%RSD	Int. (c/s)
Cr 267.716	0.3485	ppb	0.1051	30.2	53.0809
Cu 324.754	0.6122	ppb	0.2103	34.4	281.424
Fe 271.441	1093.90	ppb	1.9810	0.2	1756.41
K 766.491	2288.21	ppb	2.7884	0.1	101677
Mg 279.078	2332.40	ppb	3.2602	0.1	6379.24
Mn 257.610	272.985	ppb	1.9234	0.7	50990.4
Mo 202.032	0.4933	ppb	0.2609	52.9	9.7030
Na 330.237	4333.24	ppb	23.0780	0.5	230.524
Ni 231.604	3.3473	ppb	0.4196	12.5	4.1054
Pb 220.353	1.7729	ppb	2.7145	153.1	10.1467
Sb 206.834	-0.0787	ppb	0.4230	537.7	-6.1474
Se 196.026	-0.9359	ppb	2.7315	291.8	1.5993
Sn 189.925	0.4410	ppb	1.9114	433.4	-5.2087
Sr 216.596	31.4870	ppb	0.1242	0.4	401.646
Ti 334.941	1.2775	ppb	0.0554	4.3	337.254
Tl 190.794	1.8424	ppb	1.1415	62.0	-6.7320
V 292.401	0.4236	ppb	0.0611	14.4	-7.2949
Zn 206.200	4.0950	ppb	0.6768	16.5	5.4074

680-106443-d-5- (Samp) **10/22/2014, 7:58:56 PM** **Rack 2, Tube 31**

Weight: 1 **Volume: 1** **Dilution: 1**

Label	Replicates Concentration		
Ag 328.068	0.2494	0.0386	0.0101
Al 308.215	235.576	237.215	237.070
As 188.980	-2.4915u	-2.3118u	2.8599
B 249.678	7.6639	7.5559	7.0583
Ba 389.178	13.9969	14.5032	14.0636
Be 313.042	0.0469	0.0505	0.0476
Ca 370.602	6475	6474	6429
Cd 226.502	0.0205	0.0862	0.1292
Co 228.615	9.3556	9.7388	9.9542
Cr 267.716	0.1584	0.2129	0.1549
Cu 324.754	0.1257	0.0203	0.2568
Fe 271.441	757.538	754.538	760.313
K 766.491	695.089	696.949	696.073
Mg 279.078	2710.66	2714.03	2695.86
Mn 257.610	827.140	826.279	823.085
Mo 202.032	0.2680	0.3796	0.2755
Na 330.237	2447.34	2578.82	2424.05
Ni 231.604	9.1445	8.6872	8.4438
Pb 220.353	1.5873	-1.1619u	0.3999
Sb 206.834	1.7247	-3.0773u	4.4437
Se 196.026	-3.1042u	1.0856	-1.7119u
Sn 189.925	-0.3871u	0.5270	-2.6728u
Sr 216.596	23.1230	23.0922	23.3661
Ti 334.941	0.2929	0.3759	0.3455
Tl 190.794	1.4733	1.4180	-0.4332u
V 292.401	0.0019	0.0499	0.3008
Zn 206.200	11.8509	10.4636	10.3779

Label	Sol'n Conc.	Units	SD	%RSD	Int. (c/s)
Ag 328.068	0.0994	ppb	0.1307	131.5	-13.4954
Al 308.215	236.621	ppb	0.9075	0.4	2131.62

Label	Sol'n Conc.	Units	SD	%RSD	Int. (c/s)
As 188.980	-0.6478	ppb	3.0391	469.2	-7.1885
B 249.678	7.4260	ppb	0.3230	4.3	168.989
Ba 389.178	14.1879	ppb	0.2751	1.9	251.476
Be 313.042	0.0483	ppb	0.0019	4.0	-196.072
Ca 370.602	6459	ppb	26.49	0.4	17711
Cd 226.502	0.0786	ppb	0.0548	69.6	27.6910
Co 228.615	9.6829	ppb	0.3032	3.1	116.278
Cr 267.716	0.1754	ppb	0.0325	18.5	46.0540
Cu 324.754	0.1343	ppb	0.1185	88.2	246.009
Fe 271.441	757.463	ppb	2.8883	0.4	1222.23
K 766.491	696.037	ppb	0.9303	0.1	31105.4
Mg 279.078	2706.85	ppb	9.6647	0.4	7389.06
Mn 257.610	825.501	ppb	2.1367	0.3	154067
Mo 202.032	0.3077	ppb	0.0624	20.3	8.4503
Na 330.237	2483.40	ppb	83.4493	3.4	141.984
Ni 231.604	8.7585	ppb	0.3557	4.1	20.8611
Pb 220.353	0.2751	ppb	1.3788	501.3	7.8589
Sb 206.834	1.0304	ppb	3.8083	369.6	-4.5361
Se 196.026	-1.2435	ppb	2.1338	171.6	1.5820
Sn 189.925	-0.8443	ppb	1.6482	195.2	-6.1818
Sr 216.596	23.1938	ppb	0.1500	0.6	298.040
Ti 334.941	0.3381	ppb	0.0420	12.4	57.1643
Tl 190.794	0.8194	ppb	1.0851	132.4	-7.4983
V 292.401	0.1175	ppb	0.1605	136.6	-15.2110
Zn 206.200	10.8975	ppb	0.8268	7.6	12.8565

680-106443-d-6-b (Samp) **10/22/2014, 8:03:13 PM** **Rack 2, Tube 32**

Weight: 1 **Volume: 1** **Dilution: 1**

Label	Replicates Concentration		
Ag 328.068	0.1197	-0.0049u	0.2515
Al 308.215	53.1449	54.5983	56.7812
As 188.980	-5.0206u	-5.5884u	-2.7456u
B 249.678	13.3632	13.4034	13.5075
Ba 389.178	22.1883	22.4015	22.2023
Be 313.042	0.0151	0.0112	0.0100
Ca 370.602	5587	5582	5619
Cd 226.502	0.0932	0.0843	-0.0139
Co 228.615	0.0905	0.4903	0.3628
Cr 267.716	0.1480	0.4380	0.3083
Cu 324.754	1.0600	1.3136	0.8867
Fe 271.441	753.669	757.109	757.520
K 766.491	3369.84	3361.63	3376.23
Mg 279.078	2621.56	2626.61	2634.08
Mn 257.610	93.3386	93.3271	93.9064
Mo 202.032	0.7150	0.4923	0.4401
Na 330.237	5501.18	5531.08	5372.22
Ni 231.604	1.2650	1.0712	1.2375
Pb 220.353	0.9215	1.7410	0.3646
Sb 206.834	3.5259	3.2735	0.9391
Se 196.026	-4.0559u	5.3100	-3.4739u
Sn 189.925	4.9418	-0.3465u	3.1596
Sr 216.596	39.6111	39.4135	39.9978
Ti 334.941	1.3343	1.3959	1.3383

Label	Replicates	Concentration	
Tl 190.794	-2.4363u	-1.2029u	2.3915
V 292.401	0.5510	0.5146	0.7993
Zn 206.200	3.4873	1.3158	3.7422

Label	Sol'n Conc.	Units	SD	%RSD	Int. (c/s)
Ag 328.068	0.1221	ppb	0.1282	105.0	-15.9363
Al 308.215	54.8415	ppb	1.8303	3.3	881.037
As 188.980	-4.4515	ppb	1.5044	33.8	-9.7363
B 249.678	13.4247	ppb	0.0745	0.6	269.194
Ba 389.178	22.2640	ppb	0.1193	0.5	432.180
Be 313.042	0.0121	ppb	0.0027	22.1	-262.938
Ca 370.602	5596	ppb	20.15	0.4	15330
Cd 226.502	0.0545	ppb	0.0594	108.9	26.6160
Co 228.615	0.3145	ppb	0.2042	64.9	8.5096
Cr 267.716	0.2981	ppb	0.1453	48.7	49.2608
Cu 324.754	1.0868	ppb	0.2147	19.8	316.291
Fe 271.441	756.099	ppb	2.1146	0.3	1218.92
K 766.491	3369.24	ppb	7.3166	0.2	149593
Mg 279.078	2627.41	ppb	6.2975	0.2	7187.62
Mn 257.610	93.5240	ppb	0.3312	0.4	17512.2
Mo 202.032	0.5491	ppb	0.1460	26.6	10.1008
Na 330.237	5468.16	ppb	84.4202	1.5	284.895
Ni 231.604	1.1912	ppb	0.1049	8.8	-2.6156
Pb 220.353	1.0090	ppb	0.6923	68.6	8.8767
Sb 206.834	2.5795	ppb	1.4262	55.3	-2.2719
Se 196.026	-0.7399	ppb	5.2475	709.2	1.6434
Sn 189.925	2.5849	ppb	2.6906	104.1	-3.5861
Sr 216.596	39.6741	ppb	0.2972	0.7	503.753
Ti 334.941	1.3562	ppb	0.0345	2.5	361.173
Tl 190.794	-0.4159	ppb	2.5082	603.1	-9.2452
V 292.401	0.6217	ppb	0.1550	24.9	-2.3457
Zn 206.200	2.8485	ppb	1.3334	46.8	4.0610

mb 680-354744/1-a (Samp) **10/22/2014, 8:07:29 PM** **Rack 2, Tube 33**
Weight: 1 **Volume: 1** **Dilution: 1**

Label	Replicates	Concentration	
Ag 328.068	-0.0570u	0.0863	0.0536
Al 308.215	0.2129	-0.4625u	0.0569
As 188.980	-2.2926u	-2.3565u	-0.3529u
B 249.678	1.2396	1.0858	1.3582
Ba 389.178	0.2817	0.2404	-0.1397u
Be 313.042	0.0069	-0.0021u	-0.0069u
Ca 370.602	-1.834u	2.090	0.7401
Cd 226.502	0.2734	0.1523	0.0084
Co 228.615	0.0134	-0.2592u	0.5225
Cr 267.716	0.0606	-0.0117u	0.1362
Cu 324.754	-0.2484u	-0.0891u	-0.3665u
Fe 271.441	1.7735	-2.3785u	0.5870
K 766.491	1.3308	0.8773	1.5274
Mg 279.078	0.1104	4.4086	1.1160
Mn 257.610	0.1368	0.0769	0.0739
Mo 202.032	0.0143	-0.1686u	0.3128
Na 330.237	4.5499	43.6698	91.4693

Label	Replicates Concentration		
Ni 231.604	0.9017	2.7881	0.8705
Pb 220.353	1.3170	0.1839	-1.1629u
Sb 206.834	1.0816	-2.4497u	-0.5826u
Se 196.026	0.4156	2.2544	-2.3446u
Sn 189.925	0.8533	2.5139	1.9924
Sr 216.596	0.2113	0.2346	0.3116
Ti 334.941	0.0454	0.0446	0.0158
Tl 190.794	-0.8714u	-0.3231u	1.6587
V 292.401	0.2588	0.0888	-0.1435u
Zn 206.200	0.6910	2.1862	2.0139

Label	Sol'n Conc.	Units	SD	%RSD	Int. (c/s)
Ag 328.068	0.0276	ppb	0.0751	271.8	-22.9483
Al 308.215	-0.0642	ppb	0.3536	550.7	501.857
As 188.980	-1.6673	ppb	1.1388	68.3	-7.8683
B 249.678	1.2279	ppb	0.1366	11.1	67.1763
Ba 389.178	0.1275	ppb	0.2323	182.2	-67.4841
Be 313.042	-0.0007	ppb	0.0070	1025.9	-287.347
Ca 370.602	0.3320	ppb	1.993	600.3	18.35
Cd 226.502	0.1447	ppb	0.1327	91.7	27.6730
Co 228.615	0.0922	ppb	0.3968	430.2	5.8840
Cr 267.716	0.0617	ppb	0.0739	119.8	35.2553
Cu 324.754	-0.2346	ppb	0.1392	59.3	218.452
Fe 271.441	-0.0060	ppb	2.1386	35657.8	16.1422
K 766.491	1.2451	ppb	0.3334	26.8	309.331
Mg 279.078	1.8783	ppb	2.2483	119.7	28.7196
Mn 257.610	0.0959	ppb	0.0355	37.0	63.3886
Mo 202.032	0.0528	ppb	0.2430	459.8	6.7431
Na 330.237	46.5630	ppb	43.5319	93.5	25.8517
Ni 231.604	1.5201	ppb	1.0982	72.2	-1.6579
Pb 220.353	0.1127	ppb	1.2415	1101.7	7.3879
Sb 206.834	-0.6502	ppb	1.7666	271.7	-7.0133
Se 196.026	0.1085	ppb	2.3148	2134.0	1.9931
Sn 189.925	1.7865	ppb	0.8492	47.5	-4.1920
Sr 216.596	0.2525	ppb	0.0525	20.8	8.2738
Ti 334.941	0.0353	ppb	0.0168	47.7	-38.1618
Tl 190.794	0.1547	ppb	1.3310	860.2	-8.5701
V 292.401	0.0680	ppb	0.2020	296.9	-16.7007
Zn 206.200	1.6304	ppb	0.8181	50.2	2.7655

llcs 680-354744/2-a (Samp) **10/22/2014, 8:11:46 PM** **Rack 2, Tube 34**

Weight: 1 **Volume: 1** **Dilution: 1**

Label	Replicates Concentration		
Ag 328.068	10.6675	11.2760	10.7202
Al 308.215	204.543	207.559	204.964
As 188.980	23.2718	26.1366	18.9735
B 249.678	101.315	102.366	102.027
Ba 389.178	10.3661	10.5449	10.6089
Be 313.042	4.1382	4.1766	4.1359
Ca 370.602	529.9	533.0	532.4
Cd 226.502	5.2509	5.3942	5.3063
Co 228.615	10.6970	10.6584	10.7810
Cr 267.716	10.6276	10.7684	10.6052

Label	Replicates	Concentration	
Cu 324.754	21.3871	21.3018	21.2360
Fe 271.441	56.2901	60.8870	54.1922
K 766.491	1110.52	1119.37	1110.80
Mg 279.078	515.029	520.237	513.964
Mn 257.610	11.1741	11.2562	11.0892
Mo 202.032	9.9872	10.6252	9.9526
Na 330.237	993.553	1054.79	1089.32
Ni 231.604	42.6421	44.1543	45.4227
Pb 220.353	9.9151	10.6095	11.7867
Sb 206.834	22.0926	22.5530	21.7081
Se 196.026	24.6867	14.9200	24.4641
Sn 189.925	53.5498	53.1082	51.8978
Sr 216.596	10.6594	10.4577	9.9646
Ti 334.941	10.5062	10.5390	10.4172
Tl 190.794	25.5810	26.6821	27.3348
V 292.401	10.5251	10.4900	10.6762
Zn 206.200	23.6126	22.3912	23.2550

Label	Sol'n Conc.	Units	SD	%RSD	Int. (c/s)
Ag 328.068	10.8879	ppb	0.3371	3.1	905.590
Al 308.215	205.689	ppb	1.6331	0.8	1919.19
As 188.980	22.7940	ppb	3.6054	15.8	8.5023
B 249.678	101.903	ppb	0.5363	0.5	1748.93
Ba 389.178	10.5066	ppb	0.1258	1.2	165.693
Be 313.042	4.1502	ppb	0.0228	0.6	7307.66
Ca 370.602	531.8	ppb	1.667	0.3	1477
Cd 226.502	5.3171	ppb	0.0723	1.4	252.934
Co 228.615	10.7121	ppb	0.0627	0.6	128.002
Cr 267.716	10.6671	ppb	0.0885	0.8	621.204
Cu 324.754	21.3083	ppb	0.0757	0.4	1808.32
Fe 271.441	57.1231	ppb	3.4242	6.0	108.427
K 766.491	1113.56	ppb	5.0346	0.5	49611.8
Mg 279.078	516.410	ppb	3.3566	0.6	1431.74
Mn 257.610	11.1732	ppb	0.0835	0.7	2133.45
Mo 202.032	10.1884	ppb	0.3787	3.7	76.0458
Na 330.237	1045.89	ppb	48.5009	4.6	73.0848
Ni 231.604	44.0730	ppb	1.3920	3.2	130.465
Pb 220.353	10.7705	ppb	0.9461	8.8	24.2743
Sb 206.834	22.1179	ppb	0.4230	1.9	26.2386
Se 196.026	21.3569	ppb	5.5757	26.1	11.4390
Sn 189.925	52.8520	ppb	0.8553	1.6	34.4464
Sr 216.596	10.3606	ppb	0.3574	3.5	133.455
Ti 334.941	10.4875	ppb	0.0631	0.6	3087.93
Tl 190.794	26.5326	ppb	0.8864	3.3	20.2098
V 292.401	10.5638	ppb	0.0989	0.9	250.095
Zn 206.200	23.0863	ppb	0.6279	2.7	26.1753

lcs 680-354744/4-a (Samp) **10/22/2014, 8:16:03 PM** **Rack 2, Tube 35**

Weight: 1 **Volume: 1** **Dilution: 1**

Label	Replicates	Concentration	
Ag 328.068	20.3723	20.6227	20.1187
Al 308.215	1906.83	1907.20	1907.69
As 188.980	38.6995	42.1797	38.3613

Label	Replicates Concentration		
B 249.678	79.8783	79.4371	80.2900
Ba 389.178	39.6177	40.1173	40.3469
Be 313.042	19.9692	19.9505	19.9609
Ca 370.602	1961	1981	1976
Cd 226.502	20.3603	20.1944	20.2767
Co 228.615	20.4333	20.7849	20.5230
Cr 267.716	40.3099	40.3902	40.1893
Cu 324.754	39.7982	39.6339	40.2844
Fe 271.441	1997.11	1997.12	2004.32
K 766.491	2084.93	2078.48	2083.45
Mg 279.078	1962.07	1968.57	1966.01
Mn 257.610	208.217	209.696	209.927
Mo 202.032	39.4412	38.4279	38.5725
Na 330.237	1815.18	1906.79	1844.53
Ni 231.604	39.7955	41.4065	41.6010
Pb 220.353	203.470	203.804	202.480
Sb 206.834	20.8656	20.2422	21.0566
Se 196.026	40.4021	39.1050	40.9422
Sn 189.925	75.4675	74.7104	75.8841
Sr 216.596	40.6155	39.4768	39.6400
Ti 334.941	39.6201	39.5581	39.5653
Tl 190.794	17.3512	21.0819	17.0596
V 292.401	40.1165	40.0730	40.0248
Zn 206.200	40.7585	43.5917	41.6731

Label	Sol'n Conc.	Units	SD	%RSD	Int. (c/s)
Ag 328.068	20.3712	ppb	0.2520	1.2	1716.37
Al 308.215	1907.24	ppb	0.4287	0.0	13634.4
As 188.980	39.7468	ppb	2.1137	5.3	19.8455
B 249.678	79.8685	ppb	0.4266	0.5	1376.35
Ba 389.178	40.0273	ppb	0.3728	0.9	829.864
Be 313.042	19.9602	ppb	0.0094	0.0	36236.7
Ca 370.602	1973	ppb	10.39	0.5	5417
Cd 226.502	20.2771	ppb	0.0829	0.4	911.273
Co 228.615	20.5804	ppb	0.1827	0.9	241.555
Cr 267.716	40.2965	ppb	0.1011	0.3	2259.91
Cu 324.754	39.9055	ppb	0.3383	0.8	3182.13
Fe 271.441	1999.51	ppb	4.1588	0.2	3199.73
K 766.491	2082.29	ppb	3.3760	0.2	92549.8
Mg 279.078	1965.55	ppb	3.2750	0.2	5379.37
Mn 257.610	209.280	ppb	0.9274	0.4	39105.8
Mo 202.032	38.8139	ppb	0.5480	1.4	271.691
Na 330.237	1855.50	ppb	46.7785	2.5	110.804
Ni 231.604	40.9343	ppb	0.9910	2.4	120.861
Pb 220.353	203.252	ppb	0.6883	0.3	329.558
Sb 206.834	20.7215	ppb	0.4259	2.1	24.1182
Se 196.026	40.1498	ppb	0.9442	2.4	19.8515
Sn 189.925	75.3540	ppb	0.5950	0.8	51.4727
Sr 216.596	39.9108	ppb	0.6158	1.5	505.207
Ti 334.941	39.5812	ppb	0.0339	0.1	11789.9
Tl 190.794	18.4976	ppb	2.2429	12.1	11.2679
V 292.401	40.0714	ppb	0.0459	0.1	1000.79
Zn 206.200	42.0077	ppb	1.4459	3.4	46.6682

460-84650-i-1-a (Samp) **10/22/2014, 8:20:20 PM** **Rack 2, Tube 36**

Weight: 1 **Volume: 1** **Dilution: 1**

Label	Replicates Concentration		
Ag 328.068	-0.0052u	-0.0395u	0.0389u
Al 308.215	15.6485	14.4941	16.2317
As 188.980	0.2178	-0.7646u	-1.5356u
B 249.678	381.301	383.075	385.183
Ba 389.178	119.663	120.369	119.312
Be 313.042	0.0095	0.0035	0.0012
Ca 370.602	25801	25782	25697
Cd 226.502	0.0760	0.0207	0.0889
Co 228.615	0.1060	0.2974	-0.1844u
Cr 267.716	0.3337	0.2750	0.1829
Cu 324.754	0.9387	0.8507	1.0705
Fe 271.441	362.572	356.704	358.086
K 766.491	7819.76	7816.52	7840.10
Mg 279.078	5886.17	5888.38	5903.02
Mn 257.610	25.9661	26.0835	26.0453
Mo 202.032	1.0582	0.6625	0.2881
Na 330.237	43113.4	42995.1	43295.7
Ni 231.604	1.7472	2.3572	1.5268
Pb 220.353	0.3681	1.4440	1.8691
Sb 206.834	-2.6924u	-2.4514u	-1.1702u
Se 196.026	1.7881	4.6493	-1.4565u
Sn 189.925	-1.5802u	-2.6622u	-1.1915u
Sr 216.596	867.423	868.151	870.747
Ti 334.941	0.2867	0.2849	0.3166
Tl 190.794	-0.4342u	-1.3691u	2.5051
V 292.401	-0.3360u	-0.2528u	0.0465
Zn 206.200	6.8229	9.2799	7.0623

Label	Sol'n Conc.	Units	SD	%RSD	Int. (c/s)
Ag 328.068	-0.0019	ppb	0.0393	2056.8	-55.3471
Al 308.215	15.4581	ppb	0.8843	5.7	609.307
As 188.980	-0.6941	ppb	0.8788	126.6	-7.2193
B 249.678	383.186	ppb	1.9434	0.5	6446.12
Ba 389.178	119.782	ppb	0.5383	0.4	2619.63
Be 313.042	0.0048	ppb	0.0043	90.3	-274.122
Ca 370.602	25760	ppb	55.20	0.2	70531
Cd 226.502	0.0618	ppb	0.0362	58.6	25.2246
Co 228.615	0.0730	ppb	0.2426	332.3	5.6842
Cr 267.716	0.2639	ppb	0.0760	28.8	47.6195
Cu 324.754	0.9533	ppb	0.1106	11.6	306.287
Fe 271.441	359.120	ppb	3.0676	0.9	587.411
K 766.491	7825.46	ppb	12.7828	0.2	347111
Mg 279.078	5892.53	ppb	9.1553	0.2	16094.3
Mn 257.610	26.0316	ppb	0.0599	0.2	4941.58
Mo 202.032	0.6696	ppb	0.3851	57.5	10.9443
Na 330.237	43134.7	ppb	151.439	0.4	2086.15
Ni 231.604	1.8771	ppb	0.4301	22.9	-0.5190
Pb 220.353	1.2270	ppb	0.7737	63.1	9.1828
Sb 206.834	-2.1047	ppb	0.8182	38.9	-9.1383
Se 196.026	1.6603	ppb	3.0549	184.0	2.6917
Sn 189.925	-1.8113	ppb	0.7621	42.1	-6.9002
Sr 216.596	868.774	ppb	1.7475	0.2	10865.9

Label	Sol'n Conc.	Units	SD	%RSD	Int. (c/s)
Ti 334.941	0.2961	ppb	0.0178	6.0	46.8990
Tl 190.794	0.2340	ppb	2.0217	864.1	-8.5201
V 292.401	-0.1808	ppb	0.2012	111.3	-23.3027
Zn 206.200	7.7217	ppb	1.3548	17.5	9.4044

Cont Calib Verif (CCV) **10/22/2014, 8:24:37 PM** **Rack 2, Tube 37**

Weight: 1 **Volume: 1** **Dilution: 1**

Label	Replicates Concentration		
Ag 328.068	495.454	500.933	495.665
Al 308.215	4734.54	4772.80	4755.79
As 188.980	459.971	474.328	472.051
B 249.678	484.074	489.917	488.996
Ba 389.178	4890.10	4929.47	4920.01
Be 313.042	489.706	494.266	494.685
Ca 370.602	4871	4942	4908
Cd 226.502	492.204	496.375	495.272
Co 228.615	497.054	501.781	498.081
Cr 267.716	4908.51	4953.29	4938.73
Cu 324.754	4903.99	4914.36	4945.59
Fe 271.441	4833.45	4886.20	4865.50
K 766.491	9898.61	9949.20	9966.18
Mg 279.078	4814.78	4858.12	4830.80
Mn 257.610	4972.40	5048.78	5008.08
Mo 202.032	485.792	490.931	489.554
Na 330.237	7409.83	7456.93	7418.99
Ni 231.604	2489.97	2506.40	2501.67
Pb 220.353	492.511	499.931	497.737
Sb 206.834	938.638	950.344	944.043
Se 196.026	4857.22	4889.13	4871.05
Sn 189.925	4965.09	4938.00	4915.81
Sr 216.596	2466.77	2483.03	2473.75
Ti 334.941	481.747	485.359	484.391
Tl 190.794	4969.19	5014.56	4987.87
V 292.401	4874.79	4922.39	4901.54
Zn 206.200	2481.00	2490.02	2493.70

Label	Sol'n Conc.	Units	SD	%RSD	Int. (c/s)	QC Value
Ag 328.068	497.351	ppb	3.1042	0.6	42462.9	99.47016
Al 308.215	4754.38	ppb	19.1707	0.4	33744.7	95.08750
As 188.980	468.783	ppb	7.7162	1.6	306.878	93.75664
B 249.678	487.662	ppb	3.1416	0.6	8194.68	97.53242
Ba 389.178	4913.19	ppb	20.5486	0.4	109943	98.26384
Be 313.042	492.886	ppb	2.7617	0.6	901860	98.57713
Ca 370.602	4907	ppb	35.51	0.7	13759	98.13472
Cd 226.502	494.617	ppb	2.1613	0.4	21561.0	98.92343
Co 228.615	498.972	ppb	2.4861	0.5	5750.67	99.79442
Cr 267.716	4933.51	ppb	22.8412	0.5	272600	98.67014
Cu 324.754	4921.31	ppb	21.6518	0.4	363315	98.42626
Fe 271.441	4861.72	ppb	26.5776	0.5	7860.86	97.23438
K 766.491	9938.00	ppb	35.1526	0.4	440748	99.37998
Mg 279.078	4834.57	ppb	21.9150	0.5	13104.0	96.69135
Mn 257.610	5009.75	ppb	38.2163	0.8	934686	100.19509
Mo 202.032	488.759	ppb	2.6603	0.5	3343.43	97.75182

Label	Sol'n Conc.	Units	SD	%RSD	Int. (c/s)	QC Value
Na 330.237	7428.58	ppb	24.9729	0.3	315.340	99.04778
Ni 231.604	2499.35	ppb	8.4576	0.3	7754.33	99.97385
Pb 220.353	496.726	ppb	3.8121	0.8	799.017	99.34529
Sb 206.834	944.342	ppb	5.8587	0.6	1425.74	94.43416
Se 196.026	4872.47	ppb	16.0023	0.3	2168.45	97.44931
Sn 189.925	4939.63	ppb	24.6818	0.5	3731.98	98.79265
Sr 216.596	2474.52	ppb	8.1534	0.3	30841.0	98.98061
Ti 334.941	483.832	ppb	1.8696	0.4	144627	96.76643
Tl 190.794	4990.54	ppb	22.8034	0.5	5443.49	99.81077
V 292.401	4899.57	ppb	23.8588	0.5	125122	97.99143
Zn 206.200	2488.24	ppb	6.5386	0.3	2704.30	99.52958

Cont Calib Blank (CCB) **10/22/2014, 8:28:53 PM** **Rack 2, Tube 38**

Weight: 1 **Volume: 1** **Dilution: 1**

Label	Replicates	Concentration	
Ag 328.068	-0.1103u	0.2939	0.0731
Al 308.215	-0.2531u	-2.1256u	1.6798
As 188.980	-0.6481u	5.1313	0.2170
B 249.678	9.7379	8.5028	8.2956
Ba 389.178	1.2147	0.5884	0.1979
Be 313.042	0.0516	0.0684	0.0635
Ca 370.602	0.1180	7.490	-1.624u
Cd 226.502	0.0262	0.0531	0.1425
Co 228.615	0.4018	-0.1390u	0.2865
Cr 267.716	0.6051	0.8220	0.9397
Cu 324.754	0.3368	0.5705	1.0694
Fe 271.441	2.5932	2.3520	2.4653
K 766.491	1.4122	1.8048	2.4451
Mg 279.078	2.9894	3.9130	2.1080
Mn 257.610	0.7304	0.9116	0.8145
Mo 202.032	1.5550	0.7414	1.5901
Na 330.237	271.725	59.5411	22.0426
Ni 231.604	0.5099	1.9363	1.1527
Pb 220.353	0.4170	-0.2468u	-0.4540u
Sb 206.834	2.2720	3.8629	-0.5559u
Se 196.026	3.4182	3.5665	1.2866
Sn 189.925	0.7030	-0.2550u	-1.1369u
Sr 216.596	-0.0507u	0.3691	0.8314
Ti 334.941	0.1289	0.1595	0.1935
Tl 190.794	6.7051	2.5625	3.1523
V 292.401	0.7452	0.8107	0.7590
Zn 206.200	1.1243	0.5079	1.7262

Label	Sol'n Conc.	Units	SD	%RSD	Int. (c/s)	QC Value
Ag 328.068	0.0856	ppb	0.2023	236.5	-17.9985	0.08556
Al 308.215	-0.2330	ppb	1.9028	816.8	500.848	-0.23296
As 188.980	1.5668	ppb	3.1172	199.0	-5.7041	1.56677
B 249.678	8.8454	ppb	0.7798	8.8	194.436	8.84544
Ba 389.178	0.6670	ppb	0.5129	76.9	-55.3988	0.66699
Be 313.042	0.0611	ppb	0.0086	14.1	-174.375	0.06114
Ca 370.602	1.995	ppb	4.838	242.6	22.96	1.99470
Cd 226.502	0.0739	ppb	0.0608	82.3	24.5963	0.07391
Co 228.615	0.1831	ppb	0.2849	155.6	6.8999	0.18312

Label	Sol'n Conc.	Units	SD	%RSD	Int. (c/s)	QC Value
Cr 267.716	0.7889	ppb	0.1698	21.5	75.4348	0.78891
Cu 324.754	0.6589	ppb	0.3742	56.8	284.423	0.65886
Fe 271.441	2.4702	ppb	0.1206	4.9	20.1042	2.47016
K 766.491	1.8874	ppb	0.5214	27.6	337.797	1.88738
Mg 279.078	3.0035	ppb	0.9026	30.1	31.7738	3.00348
Mn 257.610	0.8188	ppb	0.0907	11.1	198.253	0.81881
Mo 202.032	1.2955	ppb	0.4802	37.1	15.2406	1.29548
Na 330.237	117.769	ppb	134.641	114.3	29.2705	117.76943
Ni 231.604	1.1996	ppb	0.7144	59.5	-2.6533	1.19961
Pb 220.353	-0.0946	ppb	0.4550	481.0	7.0582	-0.09459
Sb 206.834	1.8597	ppb	2.2381	120.3	-3.3586	1.85968
Se 196.026	2.7571	ppb	1.2756	46.3	3.1704	2.75711
Sn 189.925	-0.2296	ppb	0.9202	400.8	-5.7175	-0.22961
Sr 216.596	0.3832	ppb	0.4412	115.1	9.9166	0.38325
Ti 334.941	0.1606	ppb	0.0323	20.1	-0.6879	0.16063
Tl 190.794	4.1400	ppb	2.2409	54.1	-4.2265	4.14000
V 292.401	0.7716	ppb	0.0345	4.5	1.0806	0.77160
Zn 206.200	1.1195	ppb	0.6092	54.4	2.2050	1.11950

460-84650-i-1-aSD^5 (Samp) **10/22/2014, 8:33:10 PM** **Rack 2, Tube 39**

Weight: 1 **Volume: 1** **Dilution: 1**

Label	Replicates Concentration		
Ag 328.068	21.0555	20.8246	20.8318
Al 308.215	1982.17	1987.01	1982.33
As 188.980	38.2726	45.7785	43.1059
B 249.678	459.389	461.109	462.636
Ba 389.178	158.725	159.901	159.260
Be 313.042	20.4362	20.4603	20.4301
Ca 370.602	27688	27709	27624
Cd 226.502	20.8366	20.6946	20.4401
Co 228.615	20.6481	20.7501	20.2442
Cr 267.716	41.1399	41.1913	41.0400
Cu 324.754	42.6584	42.3689	42.5173
Fe 271.441	2387.81	2384.09	2377.60
K 766.491	10005.1	9991.03	10021.3
Mg 279.078	7850.73	7862.89	7853.07
Mn 257.610	236.998	237.455	236.057
Mo 202.032	39.8672	40.9684	40.3144
Na 330.237	45161.0	45193.0	45113.2
Ni 231.604	40.8045	40.9637	40.9761
Pb 220.353	202.303	206.373	202.608
Sb 206.834	19.6331	19.5780	19.9146
Se 196.026	43.4249	38.4988	36.8728
Sn 189.925	81.4009	80.8737	78.8471
Sr 216.596	907.469	907.143	903.023
Ti 334.941	40.4966	40.6410	40.4779
Tl 190.794	16.8307	15.3135	19.5864
V 292.401	40.9823	40.8159	40.5715
Zn 206.200	49.8436	48.8426	49.8856

Label	Sol'n Conc.	Units	SD	%RSD	Int. (c/s)
Ag 328.068	20.9040	ppb	0.1313	0.6	1732.12
Al 308.215	1983.84	ppb	2.7512	0.1	14162.3

Label	Sol'n Conc.	Units	SD	%RSD	Int. (c/s)
As 188.980	42.3856	ppb	3.8044	9.0	21.6095
B 249.678	461.045	ppb	1.6242	0.4	7742.20
Ba 389.178	159.295	ppb	0.5886	0.4	3508.38
Be 313.042	20.4422	ppb	0.0160	0.1	37121.9
Ca 370.602	27674	ppb	44.26	0.2	75768
Cd 226.502	20.6571	ppb	0.2009	1.0	929.065
Co 228.615	20.5475	ppb	0.2676	1.3	241.182
Cr 267.716	41.1237	ppb	0.0769	0.2	2306.82
Cu 324.754	42.5149	ppb	0.1448	0.3	3374.88
Fe 271.441	2383.16	ppb	5.1687	0.2	3809.99
K 766.491	10005.8	ppb	15.1258	0.2	443752
Mg 279.078	7855.56	ppb	6.4489	0.1	21443.1
Mn 257.610	236.837	ppb	0.7132	0.3	44286.6
Mo 202.032	40.3833	ppb	0.5538	1.4	282.406
Na 330.237	45155.7	ppb	40.1600	0.1	2181.20
Ni 231.604	40.9148	ppb	0.0957	0.2	120.833
Pb 220.353	203.761	ppb	2.2667	1.1	330.394
Sb 206.834	19.7086	ppb	0.1806	0.9	22.6310
Se 196.026	39.5989	ppb	3.4117	8.6	19.6163
Sn 189.925	80.3739	ppb	1.3483	1.7	55.2850
Sr 216.596	905.878	ppb	2.4782	0.3	11331.0
Ti 334.941	40.5385	ppb	0.0892	0.2	12083.2
Tl 190.794	17.2436	ppb	2.1662	12.6	9.8588
V 292.401	40.7899	ppb	0.2067	0.5	1018.78
Zn 206.200	49.5239	ppb	0.5904	1.2	54.8610

460-84650-i-1-aPDS (Samp) **10/22/2014, 8:37:27 PM** **Rack 2, Tube 40**

Weight: 1 **Volume: 1** **Dilution: 1**

Label	Replicates Concentration		
Ag 328.068	20.4152	20.4241	20.3757
Al 308.215	1975.06	1976.09	1975.20
As 188.980	42.5521	39.1537	46.5896
B 249.678	458.310	458.402	459.506
Ba 389.178	157.690	158.172	157.002
Be 313.042	20.2738	20.2866	20.2978
Ca 370.602	27001	27082	27113
Cd 226.502	20.5534	20.4193	20.3798
Co 228.615	20.3771	20.5914	20.2764
Cr 267.716	40.7957	40.9621	40.9684
Cu 324.754	41.9735	41.8778	42.0004
Fe 271.441	2371.89	2355.32	2375.70
K 766.491	9819.27	9807.68	9806.91
Mg 279.078	7760.86	7755.28	7754.49
Mn 257.610	233.060	233.980	234.370
Mo 202.032	39.8705	40.4757	40.6324
Na 330.237	44553.5	44280.1	44400.4
Ni 231.604	40.9887	40.7545	41.1945
Pb 220.353	202.575	202.677	203.273
Sb 206.834	21.5949	21.8658	21.7318
Se 196.026	39.2357	43.0981	42.0173
Sn 189.925	79.3740	75.8515	78.4771
Sr 216.596	893.659	894.414	892.613
Ti 334.941	40.2452	40.0756	40.2079

Label	Replicates	Concentration	
Tl 190.794	16.1390	18.1176	15.3357
V 292.401	40.2407	40.0802	40.2801
Zn 206.200	45.9978	47.8293	47.2585

Label	Sol'n Conc.	Units	SD	%RSD	Int. (c/s)
Ag 328.068	20.4050	ppb	0.0258	0.1	1689.80
Al 308.215	1975.45	ppb	0.5596	0.0	14104.5
As 188.980	42.7651	ppb	3.7225	8.7	21.8635
B 249.678	458.739	ppb	0.6654	0.1	7703.75
Ba 389.178	157.621	ppb	0.5880	0.4	3470.76
Be 313.042	20.2860	ppb	0.0120	0.1	36836.0
Ca 370.602	27065	ppb	58.08	0.2	74103
Cd 226.502	20.4508	ppb	0.0910	0.4	920.037
Co 228.615	20.4149	ppb	0.1609	0.8	239.648
Cr 267.716	40.9087	ppb	0.0979	0.2	2294.92
Cu 324.754	41.9506	ppb	0.0644	0.2	3333.25
Fe 271.441	2367.64	ppb	10.8368	0.5	3785.31
K 766.491	9811.29	ppb	6.9245	0.1	435131
Mg 279.078	7756.88	ppb	3.4711	0.0	21174.0
Mn 257.610	233.804	ppb	0.6725	0.3	43720.1
Mo 202.032	40.3262	ppb	0.4023	1.0	282.017
Na 330.237	44411.3	ppb	137.032	0.3	2145.68
Ni 231.604	40.9792	ppb	0.2201	0.5	121.032
Pb 220.353	202.842	ppb	0.3768	0.2	328.935
Sb 206.834	21.7308	ppb	0.1354	0.6	25.5842
Se 196.026	41.4504	ppb	1.9926	4.8	20.4387
Sn 189.925	77.9008	ppb	1.8306	2.3	53.4135
Sr 216.596	893.562	ppb	0.9045	0.1	11177.0
Ti 334.941	40.1762	ppb	0.0891	0.2	11974.8
Tl 190.794	16.5308	ppb	1.4318	8.7	9.0820
V 292.401	40.2003	ppb	0.1059	0.3	1003.67
Zn 206.200	47.0285	ppb	0.9372	2.0	52.1351

460-84650-i-1-b ms (Samp) **10/22/2014, 8:41:43 PM** **Rack 2, Tube 41**

Weight: 1 **Volume: 1** **Dilution: 1**

Label	Replicates	Concentration	
Ag 328.068	0.1256u	0.0361u	0.2119
Al 308.215	34.7157	34.8846	36.3948
As 188.980	3.3384	-4.5135u	-0.5698u
B 249.678	484.458	485.716	487.092
Ba 389.178	52.0937	51.6552	52.5068
Be 313.042	0.0083	0.0136	0.0125
Ca 370.602	8552	8554	8519
Cd 226.502	0.0571	0.1550	0.3529
Co 228.615	0.2094	1.0766	-0.0890u
Cr 267.716	0.1736	-0.0748u	0.2783
Cu 324.754	0.9943	0.8975	0.9723
Fe 271.441	180.656	174.457	175.477
K 766.491	5409.31	5413.93	5422.00
Mg 279.078	2228.84	2236.10	2236.05
Mn 257.610	6.0140	6.0873	6.0027
Mo 202.032	0.9244	0.6411	1.1860
Na 330.237	65305.5	65060.5	65552.2

Label	Replicates Concentration		
Ni 231.604	1.5263	1.0125	0.8858
Pb 220.353	0.1845	-1.3277u	-0.1635u
Sb 206.834	1.7331	-0.9086u	0.2772
Se 196.026	5.4894	5.0116	3.1672
Sn 189.925	1.3703	3.5661	-2.4789u
Sr 216.596	331.719	331.698	334.272
Ti 334.941	0.6848	0.7194	0.6857
Tl 190.794	-3.4471u	2.9766	0.4830
V 292.401	-0.1572u	-0.1374u	0.2369
Zn 206.200	6.4150	4.4689	6.9832

Label	Sol'n Conc.	Units	SD	%RSD	Int. (c/s)
Ag 328.068	0.1245	ppb	0.0879	70.6	-26.2182
Al 308.215	35.3317	ppb	0.9245	2.6	745.752
As 188.980	-0.5817	ppb	3.9259	675.0	-7.1427
B 249.678	485.756	ppb	1.3175	0.3	8159.77
Ba 389.178	52.0852	ppb	0.4258	0.8	1098.92
Be 313.042	0.0115	ppb	0.0028	24.3	-270.010
Ca 370.602	8542	ppb	19.54	0.2	23398
Cd 226.502	0.1883	ppb	0.1507	80.0	29.8460
Co 228.615	0.3990	ppb	0.6055	151.8	9.4201
Cr 267.716	0.1257	ppb	0.1814	144.3	40.2525
Cu 324.754	0.9547	ppb	0.0507	5.3	306.321
Fe 271.441	176.863	ppb	3.3242	1.9	297.510
K 766.491	5415.08	ppb	6.4216	0.1	240273
Mg 279.078	2233.67	ppb	4.1751	0.2	6115.53
Mn 257.610	6.0347	ppb	0.0459	0.8	1186.28
Mo 202.032	0.9172	ppb	0.2725	29.7	12.6458
Na 330.237	65306.1	ppb	245.844	0.4	3146.50
Ni 231.604	1.1415	ppb	0.3391	29.7	-2.8188
Pb 220.353	-0.4356	ppb	0.7920	181.8	6.5297
Sb 206.834	0.3672	ppb	1.3231	360.3	-5.5349
Se 196.026	4.5561	ppb	1.2263	26.9	3.9725
Sn 189.925	0.8192	ppb	3.0600	373.5	-4.9027
Sr 216.596	332.563	ppb	1.4800	0.4	4162.18
Ti 334.941	0.6967	ppb	0.0197	2.8	158.207
Tl 190.794	0.0042	ppb	3.2385	77619.4	-8.7571
V 292.401	-0.0192	ppb	0.2220	1155.3	-19.4596
Zn 206.200	5.9557	ppb	1.3186	22.1	7.4835

460-84650-i-1-c msd (Samp) **10/22/2014, 8:46:00 PM** **Rack 2, Tube 42**

Weight: 1 **Volume: 1** **Dilution: 1**

Label	Replicates Concentration		
Ag 328.068	-0.0615u	0.1827	0.2242
Al 308.215	48.4727	47.8032	48.8399
As 188.980	-0.1451u	-1.0052u	-1.6179u
B 249.678	485.771	485.295	487.649
Ba 389.178	38.2876	38.4441	38.7074
Be 313.042	0.0201	0.0209	0.0183
Ca 370.602	11456	11422	11440
Cd 226.502	0.2487	-0.0305	0.2066
Co 228.615	-0.0711u	-0.3562u	0.4781
Cr 267.716	0.6056	0.6668	0.5222

Label	Replicates Concentration		
Cu 324.754	2.1597	2.0000	2.3337
Fe 271.441	1384.34	1379.23	1387.26
K 766.491	3587.15	3572.01	3588.32
Mg 279.078	2573.45	2570.71	2572.16
Mn 257.610	23.9591	23.9081	23.8872
Mo 202.032	0.9645	0.5932	0.8953
Na 330.237	85807.8	85416.1	86122.6
Ni 231.604	0.2336	0.2080	1.3193
Pb 220.353	0.0730	1.9453	1.8969
Sb 206.834	2.1749	1.8668	-1.6595u
Se 196.026	1.5670	9.3826	-0.8850u
Sn 189.925	0.1222	1.7852	-1.8836u
Sr 216.596	375.680	373.166	373.943
Ti 334.941	1.0231	0.9435	1.1367
Tl 190.794	0.9745	0.2956	-0.7985u
V 292.401	-0.0339u	-0.0371u	-0.0785u
Zn 206.200	45.2989	44.6768	44.3469

Label	Sol'n Conc.	Units	SD	%RSD	Int. (c/s)
Ag 328.068	0.1151b	ppb	0.1544	134.1	-28.4931
Al 308.215	48.3720b	ppb	0.5257	1.1	837.581
As 188.980	-0.9227b	ppb	0.7398	80.2	-7.3788
B 249.678	486.238b	ppb	1.2447	0.3	8165.03
Ba 389.178	38.4797b	ppb	0.2122	0.6	795.468
Be 313.042	0.0198b	ppb	0.0013	6.7	-256.107
Ca 370.602	11439b	ppb	16.82	0.1	31317
Cd 226.502	0.1416b	ppb	0.1505	106.3	32.2649
Co 228.615	0.0169b	ppb	0.4241	2504.1	5.1142
Cr 267.716	0.5982b	ppb	0.0726	12.1	67.4610
Cu 324.754	2.1645b	ppb	0.1669	7.7	396.107
Fe 271.441	1383.61b	ppb	4.0659	0.3	2217.06
K 766.491	3582.49b	ppb	9.0954	0.3	159045
Mg 279.078	2572.11b	ppb	1.3686	0.1	7038.22
Mn 257.610	23.9181b	ppb	0.0370	0.2	4527.79
Mo 202.032	0.8177b	ppb	0.1975	24.1	11.9084
Na 330.237	85782.2b	ppb	353.903	0.4	4124.45
Ni 231.604	0.5870b	ppb	0.6343	108.1	-4.4378
Pb 220.353	1.3051b	ppb	1.0673	81.8	9.3738
Sb 206.834	0.7941b	ppb	2.1304	268.3	-4.8656
Se 196.026	3.3549b	ppb	5.3622	159.8	3.4532
Sn 189.925	0.0079b	ppb	1.8371	23112.7	-5.5098
Sr 216.596	374.263b	ppb	1.2875	0.3	4685.58
Ti 334.941	1.0344b	ppb	0.0971	9.4	258.218
Tl 190.794	0.1572b	ppb	0.8946	569.0	-8.7423
V 292.401	-0.0498b	ppb	0.0249	50.0	-19.9830
Zn 206.200	44.7742b	ppb	0.4834	1.1	49.8439

460-84650-i-2-a (Samp) **10/22/2014, 8:50:16 PM** **Rack 2, Tube 43**
Weight: 1 **Volume: 1** **Dilution: 1**

Label	Replicates Concentration		
Ag 328.068	0.1789u	0.1997u	0.0951u
Al 308.215	13.3208	13.1076	14.5444
As 188.980	-0.8114u	3.1937	-2.8357u

Label	Replicates Concentration		
B 249.678	415.587	417.136	419.133
Ba 389.178	35.1100	36.2760	35.8562
Be 313.042	0.0031	-0.0008u	0.0098
Ca 370.602	12159	12186	12269
Cd 226.502	-0.0148	0.0766	0.0815
Co 228.615	0.6420	-0.0825u	0.5942
Cr 267.716	0.1799	0.2877	0.0067
Cu 324.754	0.8067	0.8627	1.0379
Fe 271.441	269.957	274.470	267.696
K 766.491	5410.67	5420.05	5418.42
Mg 279.078	2888.56	2897.36	2899.19
Mn 257.610	34.9034	35.0890	35.1749
Mo 202.032	0.2168	0.0342	-0.4204u
Na 330.237	55312.9	55290.2	54984.3
Ni 231.604	0.6500	1.6005	0.0654
Pb 220.353	0.4457	0.5589	-2.7548u
Sb 206.834	2.6299	-0.5158u	-0.8979u
Se 196.026	3.7405	3.3874	2.4080
Sn 189.925	4.5750	1.0564	2.9858
Sr 216.596	768.508	768.812	769.188
Ti 334.941	0.4079	0.4010	0.4051
Tl 190.794	-0.3882u	0.7822	0.4056
V 292.401	0.0915	-0.2685u	-0.1474u
Zn 206.200	3.8978	5.4991	4.2792

Label	Sol'n Conc.	Units	SD	%RSD	Int. (c/s)
Ag 328.068	0.1579	ppb	0.0554	35.1	-38.3247
Al 308.215	13.6576	ppb	0.7754	5.7	596.734
As 188.980	-0.1511	ppb	3.0685	2030.5	-6.8551
B 249.678	417.286	ppb	1.7778	0.4	7015.90
Ba 389.178	35.7474	ppb	0.5906	1.7	734.132
Be 313.042	0.0040	ppb	0.0054	133.7	-281.119
Ca 370.602	12205	ppb	57.48	0.5	33425
Cd 226.502	0.0477	ppb	0.0542	113.5	24.1529
Co 228.615	0.3846	ppb	0.4052	105.4	9.2791
Cr 267.716	0.1581	ppb	0.1417	89.6	42.0249
Cu 324.754	0.9024	ppb	0.1207	13.4	302.466
Fe 271.441	270.708	ppb	3.4486	1.3	446.808
K 766.491	5416.38	ppb	5.0097	0.1	240331
Mg 279.078	2895.04	ppb	5.6861	0.2	7918.75
Mn 257.610	35.0557	ppb	0.1388	0.4	6604.98
Mo 202.032	-0.0565	ppb	0.3281	581.2	5.9829
Na 330.237	55195.8	ppb	183.507	0.3	2663.03
Ni 231.604	0.7720	ppb	0.7748	100.4	-3.9590
Pb 220.353	-0.5834	ppb	1.8813	322.5	6.3092
Sb 206.834	0.4054	ppb	1.9359	477.5	-5.4575
Se 196.026	3.1787	ppb	0.6904	21.7	3.3677
Sn 189.925	2.8724	ppb	1.7620	61.3	-3.3524
Sr 216.596	768.836	ppb	0.3409	0.0	9612.48
Ti 334.941	0.4047	ppb	0.0035	0.9	72.9476
Tl 190.794	0.2665	ppb	0.5974	224.1	-8.4645
V 292.401	-0.1082	ppb	0.1832	169.3	-21.4817
Zn 206.200	4.5587	ppb	0.8365	18.3	5.9525

460-84650-i-3-a (Samp) **10/22/2014, 8:54:32 PM** **Rack 2, Tube 44**

Weight: 1 **Volume: 1** **Dilution: 1**

Label	Replicates Concentration		
Ag 328.068	0.1108u	0.1810u	-0.0998u
Al 308.215	121.202	121.000	119.536
As 188.980	-3.2347u	-1.1367u	4.1222
B 249.678	283.339	282.777	282.112
Ba 389.178	20.3219	20.5797	20.5282
Be 313.042	0.0167	0.0158	0.0145
Ca 370.602	7878	7898	7853
Cd 226.502	0.1171	-0.0625u	0.0386
Co 228.615	0.2458	0.5254	0.0244
Cr 267.716	0.3056	0.2926	0.1898
Cu 324.754	1.1010	1.1345	1.1657
Fe 271.441	164.890	156.600	162.142
K 766.491	4692.88	4701.95	4691.55
Mg 279.078	1827.90	1830.46	1825.89
Mn 257.610	22.7788	22.8011	22.7268
Mo 202.032	0.3566	0.7226	-0.0575u
Na 330.237	52360.0	52194.4	52301.6
Ni 231.604	1.5233	-0.2464u	0.2316
Pb 220.353	3.0673	-0.8419u	-0.4821u
Sb 206.834	-2.1346u	3.5538	-1.1065u
Se 196.026	0.8431	9.2896	-0.2031u
Sn 189.925	-1.4873u	0.6257	1.5098
Sr 216.596	496.574	496.565	496.322
Ti 334.941	2.5923	2.4998	2.6903
Tl 190.794	-0.9827u	3.1674	-0.2057u
V 292.401	0.4913	0.1647	-0.0079u
Zn 206.200	4.6741	4.3003	5.3682

Label	Sol'n Conc.	Units	SD	%RSD	Int. (c/s)
Ag 328.068	0.0640	ppb	0.1461	228.4	-36.8830
Al 308.215	120.579	ppb	0.9095	0.8	1332.26
As 188.980	-0.0831	ppb	3.7899	4561.2	-6.8079
B 249.678	282.743	ppb	0.6142	0.2	4768.92
Ba 389.178	20.4766	ppb	0.1365	0.7	390.716
Be 313.042	0.0157	ppb	0.0011	6.9	-260.928
Ca 370.602	7877	ppb	22.52	0.3	21579
Cd 226.502	0.0311	ppb	0.0900	289.6	23.0119
Co 228.615	0.2652	ppb	0.2511	94.7	7.9343
Cr 267.716	0.2627	ppb	0.0635	24.2	47.6315
Cu 324.754	1.1337	ppb	0.0324	2.9	319.498
Fe 271.441	161.210	ppb	4.2229	2.6	272.602
K 766.491	4695.46	ppb	5.6560	0.1	208377
Mg 279.078	1828.08	ppb	2.2869	0.1	5008.97
Mn 257.610	22.7689	ppb	0.0381	0.2	4305.45
Mo 202.032	0.3406	ppb	0.3903	114.6	8.7030
Na 330.237	52285.3	ppb	84.0133	0.2	2523.86
Ni 231.604	0.5028	ppb	0.9155	182.1	-4.8036
Pb 220.353	0.5811	ppb	2.1606	371.8	8.1424
Sb 206.834	0.1042	ppb	3.0314	2908.3	-5.9095
Se 196.026	3.3099	ppb	5.2050	157.3	3.4223
Sn 189.925	0.2161	ppb	1.5399	712.7	-5.3633
Sr 216.596	496.487	ppb	0.1432	0.0	6209.17

Label	Sol'n Conc.	Units	SD	%RSD	Int. (c/s)
Ti 334.941	2.5941	ppb	0.0953	3.7	725.900
Tl 190.794	0.6597	ppb	2.2063	334.4	-8.0293
V 292.401	0.2160	ppb	0.2535	117.4	-13.2522
Zn 206.200	4.7809	ppb	0.5419	11.3	6.2002

460-84650-i-4-a (Samp) **10/22/2014, 8:58:49 PM** **Rack 2, Tube 45**

Weight: 1 **Volume: 1** **Dilution: 1**

Label	Replicates Concentration		
Ag 328.068	0.1648u	0.0057u	0.0480u
Al 308.215	33.2014	35.2039	35.4911
As 188.980	-1.6461u	-1.3505u	-3.6765u
B 249.678	484.567	485.214	488.165
Ba 389.178	101.722	101.795	102.084
Be 313.042	0.0054	0.0101	0.0078
Ca 370.602	18816	18947	19010
Cd 226.502	0.1912	0.0182	0.1858
Co 228.615	-0.1089u	1.2363	-0.1661u
Cr 267.716	0.1939	0.1393	0.0704
Cu 324.754	0.7082	0.5689	0.5994
Fe 271.441	410.474	412.071	411.003
K 766.491	7078.24	7045.79	7082.59
Mg 279.078	4799.56	4795.23	4819.75
Mn 257.610	14.0251	14.1517	14.1513
Mo 202.032	0.6229	0.6141	0.4451
Na 330.237	61209.9	61103.6	61172.7
Ni 231.604	0.7021	1.3526	0.8157
Pb 220.353	1.0517	2.2654	2.6000
Sb 206.834	-1.3769u	2.5734	0.6234
Se 196.026	-2.9399u	-1.8037u	2.7041
Sn 189.925	-0.0731u	0.7796	1.2822
Sr 216.596	818.385	822.095	823.052
Ti 334.941	0.7186	1.3099	0.9410
Tl 190.794	1.0084	1.7202	-0.7753u
V 292.401	-0.0704u	0.4015	0.0743
Zn 206.200	11.9519	10.8504	10.4813

Label	Sol'n Conc.	Units	SD	%RSD	Int. (c/s)
Ag 328.068	0.0729	ppb	0.0824	113.1	-47.5388
Al 308.215	34.6321	ppb	1.2473	3.6	741.359
As 188.980	-2.2244	ppb	1.2662	56.9	-8.2436
B 249.678	485.982	ppb	1.9177	0.4	8163.00
Ba 389.178	101.867	ppb	0.1911	0.2	2217.11
Be 313.042	0.0078	ppb	0.0024	30.3	-272.818
Ca 370.602	18924	ppb	99.31	0.5	51818
Cd 226.502	0.1318	ppb	0.0983	74.6	28.3290
Co 228.615	0.3204	ppb	0.7937	247.7	8.5456
Cr 267.716	0.1345	ppb	0.0619	46.0	40.8055
Cu 324.754	0.6255	ppb	0.0732	11.7	282.118
Fe 271.441	411.183	ppb	0.8137	0.2	670.258
K 766.491	7068.88	ppb	20.1082	0.3	313576
Mg 279.078	4804.85	ppb	13.0833	0.3	13128.0
Mn 257.610	14.1094	ppb	0.0730	0.5	2710.35
Mo 202.032	0.5607	ppb	0.1002	17.9	10.1967

Label	Sol'n Conc.	Units	SD	%RSD	Int. (c/s)
Na 330.237	61162.0	ppb	53.9221	0.1	2948.17
Ni 231.604	0.9568	ppb	0.3474	36.3	-3.3731
Pb 220.353	1.9724	ppb	0.8147	41.3	10.3647
Sb 206.834	0.6067	ppb	1.9752	325.6	-5.1730
Se 196.026	-0.6798	ppb	2.9851	439.1	1.6495
Sn 189.925	0.6629	ppb	0.6851	103.4	-5.0223
Sr 216.596	821.177	ppb	2.4651	0.3	10269.0
Ti 334.941	0.9898	ppb	0.2987	30.2	250.906
Tl 190.794	0.6511	ppb	1.2856	197.4	-8.0767
V 292.401	0.1351	ppb	0.2417	178.9	-15.3306
Zn 206.200	11.0946	ppb	0.7651	6.9	13.0880

460-84650-i-5-a (Samp) **10/22/2014, 9:03:05 PM** **Rack 2, Tube 46**

Weight: 1 **Volume: 1** **Dilution: 1**

Label	Replicates	Concentration	
Ag 328.068	-0.0415u	0.2337u	0.2568u
Al 308.215	30.3745	31.2746	32.0495
As 188.980	-6.6437u	4.3110	-0.6081u
B 249.678	474.178	473.980	473.969
Ba 389.178	99.4861	99.1884	98.5846
Be 313.042	0.0111	0.0061	0.0062
Ca 370.602	18487	18307	18275
Cd 226.502	0.0095	0.0874	0.1244
Co 228.615	0.1807	0.2517	-0.0571u
Cr 267.716	0.2142	0.1813	0.0388
Cu 324.754	1.4754	1.6599	1.4037
Fe 271.441	398.555	399.634	395.082
K 766.491	6962.76	6958.67	6927.52
Mg 279.078	4671.77	4651.33	4649.40
Mn 257.610	13.8122	13.6856	13.7367
Mo 202.032	0.3609	0.3822	0.6281
Na 330.237	59375.4	59518.6	59147.5
Ni 231.604	2.1937	0.5779	1.3836
Pb 220.353	-0.1204u	0.7874	1.7505
Sb 206.834	-1.2611u	0.0138	0.2187
Se 196.026	3.1191	-4.6127u	-2.1011u
Sn 189.925	-1.0903u	2.0833	-1.1129u
Sr 216.596	798.255	793.875	795.926
Ti 334.941	0.8424	0.8911	0.6953
Tl 190.794	2.5000	1.4755	-0.2663u
V 292.401	-0.0190u	-0.1291u	0.2219
Zn 206.200	22.1639	20.3855	20.9017

Label	Sol'n Conc.	Units	SD	%RSD	Int. (c/s)
Ag 328.068	0.1496	ppb	0.1659	110.9	-40.1727
Al 308.215	31.2328	ppb	0.8383	2.7	717.917
As 188.980	-0.9803	ppb	5.4868	559.7	-7.4109
B 249.678	474.042	ppb	0.1178	0.0	7963.60
Ba 389.178	99.0864	ppb	0.4594	0.5	2154.63
Be 313.042	0.0078	ppb	0.0029	36.6	-272.687
Ca 370.602	18356	ppb	114.3	0.6	50262
Cd 226.502	0.0738	ppb	0.0587	79.5	25.7717
Co 228.615	0.1251	ppb	0.1618	129.3	6.2999

Label	Sol'n Conc.	Units	SD	%RSD	Int. (c/s)
Cr 267.716	0.1448	ppb	0.0932	64.4	41.3266
Cu 324.754	1.5130	ppb	0.1322	8.7	347.592
Fe 271.441	397.757	ppb	2.3790	0.6	648.890
K 766.491	6949.65	ppb	19.2705	0.3	308292
Mg 279.078	4657.50	ppb	12.3944	0.3	12726.1
Mn 257.610	13.7448	ppb	0.0637	0.5	2641.30
Mo 202.032	0.4571	ppb	0.1485	32.5	9.4887
Na 330.237	59347.2	ppb	187.178	0.3	2861.11
Ni 231.604	1.3851	ppb	0.8079	58.3	-2.0439
Pb 220.353	0.8058	ppb	0.9356	116.1	8.5148
Sb 206.834	-0.3429	ppb	0.8018	233.9	-6.5581
Se 196.026	-1.1982	ppb	3.9442	329.2	1.4190
Sn 189.925	-0.0400	ppb	1.8388	4601.6	-5.5548
Sr 216.596	796.019	ppb	2.1916	0.3	9954.56
Ti 334.941	0.8096	ppb	0.1019	12.6	196.894
Tl 190.794	1.2364	ppb	1.3986	113.1	-7.4368
V 292.401	0.0246	ppb	0.1795	730.3	-18.1180
Zn 206.200	21.1504	ppb	0.9149	4.3	24.0767

460-84650-i-6-a (Samp) **10/22/2014, 9:07:23 PM** **Rack 2, Tube 47**

Weight: 1 **Volume: 1** **Dilution: 1**

Label	Replicates Concentration		
Ag 328.068	0.1954	0.1663	-0.1730u
Al 308.215	8.4603	10.3083	6.8582
As 188.980	-0.6301u	-2.6545u	-0.6232u
B 249.678	33.3353	32.5440	31.5478
Ba 389.178	20.6162	20.4953	20.3996
Be 313.042	0.0020	0.0007	0.0026
Ca 370.602	33736	33786	33660
Cd 226.502	0.1317	0.2238	0.1332
Co 228.615	-0.1779u	0.1763	-0.0246u
Cr 267.716	2.0429	2.1412	2.1069
Cu 324.754	12.5436	12.6255	12.3716
Fe 271.441	9.7195	8.0438	9.0240
K 766.491	2885.17	2878.74	2891.13
Mg 279.078	7362.20	7357.84	7346.74
Mn 257.610	0.0566	0.0348	0.0757
Mo 202.032	1.6645	1.5642	2.1240
Na 330.237	18541.5	18482.5	18622.6
Ni 231.604	2.9414	1.0224	1.6966
Pb 220.353	1.3280	1.6832	0.9048
Sb 206.834	1.1908	0.6784	0.2060
Se 196.026	-5.1638u	4.4141	-1.8117u
Sn 189.925	2.3383	1.5833	1.7483
Sr 216.596	98.6642	98.5696	97.6066
Ti 334.941	0.1052	0.1173	0.0941
Tl 190.794	2.3315	0.7370	-0.0528u
V 292.401	-0.0092u	0.1256	-0.1081u
Zn 206.200	75.1313	72.3394	72.6857

Label	Sol'n Conc.	Units	SD	%RSD	Int. (c/s)
Ag 328.068	0.0629	ppb	0.2049	325.6	-23.5381
Al 308.215	8.5423	ppb	1.7265	20.2	561.202

Label	Sol'n Conc.	Units	SD	%RSD	Int. (c/s)
As 188.980	-1.3026	ppb	1.1707	89.9	-7.6247
B 249.678	32.4757	ppb	0.8957	2.8	589.130
Ba 389.178	20.5037	ppb	0.1085	0.5	398.989
Be 313.042	0.0018	ppb	0.0010	54.2	-273.864
Ca 370.602	33728	ppb	63.52	0.2	92345
Cd 226.502	0.1629	ppb	0.0527	32.4	28.4577
Co 228.615	-0.0087	ppb	0.1777	2031.5	4.6827
Cr 267.716	2.0970	ppb	0.0499	2.4	148.092
Cu 324.754	12.5136	ppb	0.1296	1.0	1159.17
Fe 271.441	8.9291	ppb	0.8419	9.4	30.3747
K 766.491	2885.01	ppb	6.1980	0.2	128130
Mg 279.078	7355.59	ppb	7.9715	0.1	20085.2
Mn 257.610	0.0557	ppb	0.0204	36.7	104.660
Mo 202.032	1.7843	ppb	0.2985	16.7	18.5838
Na 330.237	18548.9	ppb	70.3284	0.4	908.867
Ni 231.604	1.8868	ppb	0.9736	51.6	-0.5191
Pb 220.353	1.3053	ppb	0.3897	29.9	9.2780
Sb 206.834	0.6917	ppb	0.4925	71.2	-5.0586
Se 196.026	-0.8538	ppb	4.8602	569.2	1.5655
Sn 189.925	1.8900	ppb	0.3970	21.0	-4.1077
Sr 216.596	98.2801	ppb	0.5852	0.6	1245.78
Ti 334.941	0.1055	ppb	0.0116	11.0	-5.3771
Tl 190.794	1.0053	ppb	1.2146	120.8	-7.6480
V 292.401	0.0028	ppb	0.1173	4234.9	-18.7841
Zn 206.200	73.3855	ppb	1.5218	2.1	81.1667

460-84650-i-7-a (Samp) **10/22/2014, 9:11:40 PM** **Rack 2, Tube 48**

Weight: 1 **Volume: 1** **Dilution: 1**

Label	Replicates	Concentration	
Ag 328.068	0.1786	0.0984	0.3339
Al 308.215	0.4848	1.8789	0.7210
As 188.980	-3.2577u	1.5348	-2.0855u
B 249.678	5.3710	4.9066	4.4434
Ba 389.178	0.3415	-0.0471u	-0.0191u
Be 313.042	-0.0019u	-0.0010u	0.0014
Ca 370.602	13.82	23.06	22.09
Cd 226.502	0.1217	0.1765	0.2016
Co 228.615	0.1723	0.2107	0.3912
Cr 267.716	0.1976	0.0980	0.1750
Cu 324.754	0.0383	0.0985	-0.0100u
Fe 271.441	2.2853	5.8715	3.8917
K 766.491	2.9199	3.5287	3.6532
Mg 279.078	7.2344	8.7055	9.4607
Mn 257.610	0.2361	0.3017	0.3213
Mo 202.032	0.5480	0.1359	-0.0692u
Na 330.237	20.6200	223.820	391.492
Ni 231.604	1.2452	1.2231	0.0954
Pb 220.353	3.1511	0.2909	-0.0579u
Sb 206.834	0.3553	2.9191	0.8069
Se 196.026	-4.3883u	2.2496	1.0706
Sn 189.925	-0.5003u	-0.1051u	0.1480
Sr 216.596	0.6514	0.2421	0.0147
Ti 334.941	0.0514	0.0605	0.0991

Label	Replicates	Concentration	
Tl 190.794	-0.5169u	-0.9735u	1.0956
V 292.401	-0.1202u	-0.1891u	-0.1043u
Zn 206.200	2.4531	2.2209	1.2694

Label	Sol'n Conc.	Units	SD	%RSD	Int. (c/s)
Ag 328.068	0.2036	ppb	0.1197	58.8	-7.9016
Al 308.215	1.0283	ppb	0.7461	72.6	509.404
As 188.980	-1.2695	ppb	2.4983	196.8	-7.6021
B 249.678	4.9070	ppb	0.4638	9.5	128.649
Ba 389.178	0.0918	ppb	0.2168	236.2	-68.2761
Be 313.042	-0.0005	ppb	0.0017	346.3	-287.058
Ca 370.602	19.65	ppb	5.078	25.8	71.26
Cd 226.502	0.1666	ppb	0.0408	24.5	28.6262
Co 228.615	0.2581	ppb	0.1169	45.3	7.7887
Cr 267.716	0.1569	ppb	0.0522	33.3	40.5159
Cu 324.754	0.0422	ppb	0.0544	128.7	238.890
Fe 271.441	4.0162	ppb	1.7964	44.7	22.5679
K 766.491	3.3672	ppb	0.3924	11.7	403.391
Mg 279.078	8.4669	ppb	1.1321	13.4	46.6850
Mn 257.610	0.2864	ppb	0.0447	15.6	98.9576
Mo 202.032	0.2049	ppb	0.3143	153.4	7.7826
Na 330.237	211.978	ppb	185.720	87.6	33.7425
Ni 231.604	0.8546	ppb	0.6575	76.9	-3.7250
Pb 220.353	1.1280	ppb	1.7607	156.1	8.9975
Sb 206.834	1.3605	ppb	1.3686	100.6	-4.0767
Se 196.026	-0.3560	ppb	3.5415	994.7	1.7867
Sn 189.925	-0.1525	ppb	0.3268	214.3	-5.6590
Sr 216.596	0.3027	ppb	0.3226	106.6	8.9372
Ti 334.941	0.0703	ppb	0.0253	36.0	-27.6981
Tl 190.794	-0.1316	ppb	1.0870	826.0	-8.8822
V 292.401	-0.1379	ppb	0.0451	32.7	-22.0090
Zn 206.200	1.9811	ppb	0.6272	31.7	3.1485

Cont Calib Verif (CCV) **10/22/2014, 9:15:57 PM** **Rack 2, Tube 49**

Weight: 1 **Volume: 1** **Dilution: 1**

Label	Replicates	Concentration	
Ag 328.068	495.754	493.029	496.042
Al 308.215	4773.08	4741.52	4752.64
As 188.980	466.273	471.761	471.683
B 249.678	485.100	482.612	485.009
Ba 389.178	4945.66	4913.32	4924.18
Be 313.042	495.234	491.553	491.112
Ca 370.602	4901	4871	4850
Cd 226.502	495.204	491.008	492.662
Co 228.615	500.146	495.612	495.734
Cr 267.716	4948.38	4918.91	4918.57
Cu 324.754	4941.73	4945.87	4950.01
Fe 271.441	4869.43	4857.05	4858.87
K 766.491	9962.77	9922.87	9938.83
Mg 279.078	4846.55	4807.65	4825.68
Mn 257.610	5010.09	4964.45	4932.56
Mo 202.032	489.128	487.244	487.438
Na 330.237	7278.50	7480.01	7475.54

Label	Replicates Concentration		
Ni 231.604	2506.26	2489.47	2492.60
Pb 220.353	497.595	493.529	495.060
Sb 206.834	943.588	934.176	934.967
Se 196.026	4879.49	4861.99	4861.09
Sn 189.925	4911.41	4867.50	4912.53
Sr 216.596	2480.70	2463.32	2467.24
Ti 334.941	486.751	484.431	485.343
Tl 190.794	4993.94	4953.65	4967.80
V 292.401	4898.51	4872.03	4867.86
Zn 206.200	2482.61	2464.22	2454.50

Label	Sol'n Conc.	Units	SD	%RSD	Int. (c/s)	QC Value
Ag 328.068	494.942	ppb	1.6627	0.3	42256.3	98.98835
Al 308.215	4755.75	ppb	16.0115	0.3	33755.1	95.11494
As 188.980	469.906	ppb	3.1464	0.7	307.629	93.98112
B 249.678	484.240	ppb	1.4111	0.3	8137.58	96.84805
Ba 389.178	4927.72	ppb	16.4585	0.3	110268	98.55444
Be 313.042	492.633	ppb	2.2630	0.5	901398	98.52660
Ca 370.602	4874	ppb	25.40	0.5	13671	97.47509
Cd 226.502	492.958	ppb	2.1138	0.4	21488.8	98.59160
Co 228.615	497.164	ppb	2.5836	0.5	5729.97	99.43279
Cr 267.716	4928.62	ppb	17.1092	0.3	272330	98.57240
Cu 324.754	4945.87	ppb	4.1416	0.1	365127	98.91734
Fe 271.441	4861.78	ppb	6.6837	0.1	7860.97	97.23566
K 766.491	9941.49	ppb	20.0841	0.2	440902	99.41493
Mg 279.078	4826.62	ppb	19.4689	0.4	13082.3	96.53248
Mn 257.610	4969.03	ppb	38.9657	0.8	927089	99.38065
Mo 202.032	487.937	ppb	1.0361	0.2	3337.79	97.58741
Na 330.237	7411.35	ppb	115.069	1.6	314.970	98.81800
Ni 231.604	2496.11	ppb	8.9276	0.4	7744.27	99.84435
Pb 220.353	495.394	ppb	2.0533	0.4	796.916	99.07889
Sb 206.834	937.577	ppb	5.2209	0.6	1416.01	93.75770
Se 196.026	4867.52	ppb	10.3725	0.2	2166.25	97.35042
Sn 189.925	4897.15	ppb	25.6812	0.5	3699.83	97.94299
Sr 216.596	2470.42	ppb	9.1178	0.4	30789.9	98.81686
Ti 334.941	485.508	ppb	1.1685	0.2	145128	97.10170
Tl 190.794	4971.80	ppb	20.4362	0.4	5423.06	99.43592
V 292.401	4879.47	ppb	16.6238	0.3	124607	97.58933
Zn 206.200	2467.11	ppb	14.2759	0.6	2681.16	98.68443

Cont Calib Blank (CCB) **10/22/2014, 9:20:13 PM** **Rack 2, Tube 50**

Weight: 1 **Volume: 1** **Dilution: 1**

Label	Replicates Concentration		
Ag 328.068	0.2003	0.0361	0.0843
Al 308.215	0.3298	0.1046	-0.9952u
As 188.980	-3.3478u	1.3022	-1.3531u
B 249.678	9.7595	8.4576	8.1408
Ba 389.178	0.1871	0.1422	0.8608
Be 313.042	0.0546	0.0655	0.0677
Ca 370.602	6.527	7.437	8.199
Cd 226.502	0.2334	0.0351	0.1779
Co 228.615	0.1168	0.0373	-0.2937u
Cr 267.716	0.7492	0.7219	0.8513

Label	Replicates	Concentration	
Cu 324.754	0.4564	0.7736	0.7111
Fe 271.441	2.8380	0.0311	7.1148
K 766.491	2.0366	1.6259	1.6182
Mg 279.078	3.0766	2.0873	2.5049
Mn 257.610	0.7122	0.9036	0.9754
Mo 202.032	1.3758	1.0303	0.9210
Na 330.237	-28.0026u	59.6161	99.6867
Ni 231.604	1.1791	0.3820	0.8593
Pb 220.353	1.7124	0.3919	2.6062
Sb 206.834	-0.3457u	2.8815	4.4523
Se 196.026	-0.0712u	-2.7457u	8.8061
Sn 189.925	4.0152	-0.8850u	0.7753
Sr 216.596	0.1628	0.2401	1.1395
Ti 334.941	0.1382	0.1454	0.1723
Tl 190.794	6.0227	2.8436	5.5411
V 292.401	0.6223	1.0620	0.9531
Zn 206.200	1.3125	0.7519	1.1203

Label	Sol'n Conc.	Units	SD	%RSD	Int. (c/s)	QC Value
Ag 328.068	0.1069	ppb	0.0844	79.0	-16.1702	0.10688
Al 308.215	-0.1869	ppb	0.7090	379.3	501.178	-0.18694
As 188.980	-1.1329	ppb	2.3328	205.9	-7.5110	-1.13292
B 249.678	8.7860	ppb	0.8578	9.8	193.457	8.78596
Ba 389.178	0.3967	ppb	0.4026	101.5	-61.4482	0.39673
Be 313.042	0.0626	ppb	0.0070	11.2	-171.686	0.06259
Ca 370.602	7.388	ppb	0.8370	11.3	37.72	7.38754
Cd 226.502	0.1488	ppb	0.1023	68.7	27.8581	0.14883
Co 228.615	-0.0465	ppb	0.2177	467.8	4.2609	-0.04653
Cr 267.716	0.7741	ppb	0.0682	8.8	74.6146	0.77410
Cu 324.754	0.6470	ppb	0.1680	26.0	283.540	0.64701
Fe 271.441	3.3279	ppb	3.5672	107.2	21.4571	3.32795
K 766.491	1.7602	ppb	0.2394	13.6	332.161	1.76022
Mg 279.078	2.5563	ppb	0.4967	19.4	30.5532	2.55628
Mn 257.610	0.8637	ppb	0.1360	15.7	206.639	0.86373
Mo 202.032	1.1091	ppb	0.2374	21.4	13.9654	1.10906
Na 330.237	43.7668	ppb	65.3034	149.2	25.7410	43.76676
Ni 231.604	0.8068	ppb	0.4011	49.7	-3.8728	0.80682
Pb 220.353	1.5702	ppb	1.1140	70.9	9.6980	1.57020
Sb 206.834	2.3294	ppb	2.4462	105.0	-2.6687	2.32938
Se 196.026	1.9964	ppb	6.0471	302.9	2.8323	1.99641
Sn 189.925	1.3019	ppb	2.4922	191.4	-4.5587	1.30185
Sr 216.596	0.5141	ppb	0.5430	105.6	11.5547	0.51414
Ti 334.941	0.1520	ppb	0.0179	11.8	-3.2783	0.15196
Tl 190.794	4.8025	ppb	1.7134	35.7	-3.5036	4.80246
V 292.401	0.8792	ppb	0.2290	26.0	3.8552	0.87916
Zn 206.200	1.0616	ppb	0.2848	26.8	2.1416	1.06157

460-84650-i-8-a (Samp) **10/22/2014, 9:24:30 PM** **Rack 2, Tube 51**

Weight: 1 **Volume: 1** **Dilution: 1**

Label	Replicates	Concentration	
Ag 328.068	-0.0984u	0.3255	-0.0916u
Al 308.215	23.2474	22.4016	23.7287
As 188.980	-0.1430u	-0.6488u	0.2204

Label	Replicates Concentration		
B 249.678	33.8758	33.0518	33.6159
Ba 389.178	38.4021	37.6043	38.8250
Be 313.042	-0.0013	-0.0028	-0.0035
Ca 370.602	52227	52159	52314
Cd 226.502	0.1442	-0.0539u	-0.0117u
Co 228.615	1.1906	-0.0862u	-0.3283u
Cr 267.716	0.4420	0.6536	0.3961
Cu 324.754	88.8897	89.8715	88.6261
Fe 271.441	15.4461	19.8104	14.1619
K 766.491	4833.39	4830.13	4827.97
Mg 279.078	11217.6	11206.6	11217.4
Mn 257.610	2.7216	2.7135	2.6899
Mo 202.032	1.3010	1.4160	1.1740
Na 330.237	25075.0	24612.1	24539.7
Ni 231.604	1.9570	1.8718	3.2396
Pb 220.353	1.1615	2.8652	3.2387
Sb 206.834	3.7529	-4.4717u	-0.6825u
Se 196.026	4.1195	-5.4852u	4.2930
Sn 189.925	-2.2332u	0.0004	1.6200
Sr 216.596	218.289	216.679	217.505
Ti 334.941	0.4605	0.4852	0.5003
Tl 190.794	3.0699	-0.0599u	2.3259
V 292.401	0.4323	0.1052	0.2654
Zn 206.200	9.8077	10.4313	10.9893

Label	Sol'n Conc.	Units	SD	%RSD	Int. (c/s)
Ag 328.068	0.0452	ppb	0.2428	537.4	-29.3085
Al 308.215	23.1259	ppb	0.6718	2.9	661.558
As 188.980	-0.1905	ppb	0.4365	229.2	-6.8801
B 249.678	33.5145	ppb	0.4212	1.3	606.460
Ba 389.178	38.2771	ppb	0.6199	1.6	802.284
Be 313.042	-0.0025	ppb	0.0012	45.8	-276.025
Ca 370.602	52233	ppb	77.43	0.1	143003
Cd 226.502	0.0262	ppb	0.1044	398.3	22.5603
Co 228.615	0.2587	ppb	0.8161	315.4	7.7828
Cr 267.716	0.4973	ppb	0.1373	27.6	59.8451
Cu 324.754	89.1291	ppb	0.6563	0.7	6812.38
Fe 271.441	16.4728	ppb	2.9609	18.0	42.3642
K 766.491	4830.50	ppb	2.7318	0.1	214362
Mg 279.078	11213.9	ppb	6.3041	0.1	30608.1
Mn 257.610	2.7083	ppb	0.0164	0.6	625.134
Mo 202.032	1.2970	ppb	0.1211	9.3	15.2508
Na 330.237	24742.3	ppb	290.392	1.2	1206.62
Ni 231.604	2.3561	ppb	0.7663	32.5	0.9392
Pb 220.353	2.4218	ppb	1.1073	45.7	11.0484
Sb 206.834	-0.4671	ppb	4.1166	881.3	-6.7624
Se 196.026	0.9758	ppb	5.5960	573.5	2.3793
Sn 189.925	-0.2043	ppb	1.9347	947.1	-5.6903
Sr 216.596	217.491	ppb	0.8047	0.4	2742.05
Ti 334.941	0.4820	ppb	0.0201	4.2	113.653
Tl 190.794	1.7786	ppb	1.6351	91.9	-6.8021
V 292.401	0.2676	ppb	0.1636	61.1	-11.8412
Zn 206.200	10.4094	ppb	0.5911	5.7	12.3567

460-84650-i-9-a (Samp) **10/22/2014, 9:28:46 PM** **Rack 2, Tube 52**

Weight: 1 **Volume: 1** **Dilution: 1**

Label	Replicates Concentration		
Ag 328.068	0.1960	-0.0493u	0.1136
Al 308.215	59.6999	60.1809	58.0628
As 188.980	-0.7747u	-1.5334u	-0.0184u
B 249.678	102.346	102.603	103.011
Ba 389.178	46.5140	46.3498	46.0987
Be 313.042	-0.0063u	0.0014	-0.0069u
Ca 370.602	37593	37497	37504
Cd 226.502	-0.0567u	0.1222	0.1755
Co 228.615	0.1418	-0.0742u	-0.1675u
Cr 267.716	0.2061	0.1441	0.2095
Cu 324.754	6.2023	6.3880	6.2676
Fe 271.441	7.6984	5.5036	6.2284
K 766.491	3295.32	3296.62	3303.43
Mg 279.078	12774.4	12756.1	12765.7
Mn 257.610	-0.1488	-0.1302	-0.1449
Mo 202.032	3.2386	2.1865	2.9173
Na 330.237	33401.0	33144.5	32884.5
Ni 231.604	1.2783	2.5889	1.5589
Pb 220.353	2.8612	0.4608	0.2832
Sb 206.834	2.1899	1.0108	3.5283
Se 196.026	-0.7725u	4.5323	3.3563
Sn 189.925	-0.5765u	-0.8271u	0.8458
Sr 216.596	269.377	268.565	269.412
Ti 334.941	0.0437	0.1137	0.0824
Tl 190.794	5.0422	1.4810	-0.0420u
V 292.401	0.4812	0.1403	0.5825
Zn 206.200	14.2159	13.5325	14.9533

Label	Sol'n Conc.	Units	SD	%RSD	Int. (c/s)
Ag 328.068	0.0868	ppb	0.1249	143.9	-27.4663
Al 308.215	59.3146	ppb	1.1104	1.9	910.628
As 188.980	-0.7755	ppb	0.7575	97.7	-7.2716
B 249.678	102.653	ppb	0.3352	0.3	1761.31
Ba 389.178	46.3208	ppb	0.2092	0.5	984.528
Be 313.042	-0.0039	ppb	0.0046	116.7	-285.024
Ca 370.602	37532	ppb	53.37	0.1	102758
Cd 226.502	0.0803	ppb	0.1217	151.5	24.8502
Co 228.615	-0.0333	ppb	0.1587	476.5	4.3686
Cr 267.716	0.1865	ppb	0.0368	19.7	42.8329
Cu 324.754	6.2859	ppb	0.0942	1.5	699.693
Fe 271.441	6.4768	ppb	1.1183	17.3	26.4485
K 766.491	3298.46	ppb	4.3549	0.1	146456
Mg 279.078	12765.4	ppb	9.1840	0.1	34839.7
Mn 257.610	-0.1413	ppb	0.0098	6.9	103.492
Mo 202.032	2.7808	ppb	0.5391	19.4	25.3989
Na 330.237	33143.3	ppb	258.227	0.8	1608.26
Ni 231.604	1.8087	ppb	0.6901	38.2	-0.7612
Pb 220.353	1.2017	ppb	1.4399	119.8	9.1102
Sb 206.834	2.2430	ppb	1.2596	56.2	-2.8327
Se 196.026	2.3721	ppb	2.7860	117.5	2.9991
Sn 189.925	-0.1859	ppb	0.9023	485.3	-5.6737
Sr 216.596	269.118	ppb	0.4789	0.2	3380.92

Label	Sol'n Conc.	Units	SD	%RSD	Int. (c/s)
Ti 334.941	0.0799	ppb	0.0351	43.9	-4.4704
Tl 190.794	2.1604	ppb	2.6093	120.8	-6.3920
V 292.401	0.4013	ppb	0.2316	57.7	-8.7127
Zn 206.200	14.2339	ppb	0.7105	5.0	16.5371

680-106313-a-14-a (Samp) **10/22/2014, 9:33:03 PM** **Rack 2, Tube 53**

Weight: 1 **Volume: 1** **Dilution: 1**

Label	Replicates Concentration		
Ag 328.068	-0.0837u	-0.0447u	0.2793
Al 308.215	19.9030	21.0479	22.5672
As 188.980	1.4202	3.2178	4.4912
B 249.678	39.9083	39.9424	39.9128
Ba 389.178	75.8280	75.5193	76.0351
Be 313.042	-0.0177u	-0.0208u	-0.0188u
Ca 370.602	74960	75217	75055
Cd 226.502	0.1891	-0.0902u	0.1383
Co 228.615	0.0744	-0.0052u	0.1475
Cr 267.716	0.1283	0.2048	-0.0036
Cu 324.754	9.0258	8.6808	9.0568
Fe 271.441	-0.0739u	10.8515	8.2015
K 766.491	2791.99	2791.56	2793.34
Mg 279.078	26502.7	26455.4	26438.9
Mn 257.610	0.9301	1.0053	1.0301
Mo 202.032	2.3101	2.3395	2.5273
Na 330.237	18054.7	17823.7	17776.0
Ni 231.604	2.0799	2.7170	1.9645
Pb 220.353	0.6423	1.4268	3.2595
Sb 206.834	-0.8327u	-1.3322u	-4.0268u
Se 196.026	0.8776	-1.3343u	-0.0621u
Sn 189.925	-1.9792u	3.3776	3.1789
Sr 216.596	607.592	606.553	605.603
Ti 334.941	0.0598	0.0887	0.0405
Tl 190.794	0.9068	-0.3371u	2.3438
V 292.401	0.2787	0.2209	0.1804
Zn 206.200	3.9601	6.1965	4.3994

Label	Sol'n Conc.	Units	SD	%RSD	Int. (c/s)
Ag 328.068	0.0503	ppb	0.1993	396.0	-42.6189
Al 308.215	21.1727	ppb	1.3365	6.3	648.185
As 188.980	3.0431	ppb	1.5429	50.7	-4.7162
B 249.678	39.9212	ppb	0.0185	0.0	713.434
Ba 389.178	75.7941	ppb	0.2595	0.3	1663.53
Be 313.042	-0.0191	ppb	0.0016	8.3	-298.462
Ca 370.602	75077	ppb	129.9	0.2	205536
Cd 226.502	0.0790	ppb	0.1488	188.2	25.1175
Co 228.615	0.0722	ppb	0.0764	105.8	5.5933
Cr 267.716	0.1098	ppb	0.1054	96.0	38.2920
Cu 324.754	8.9211	ppb	0.2087	2.3	894.124
Fe 271.441	6.3264	ppb	5.6990	90.1	26.2185
K 766.491	2792.30	ppb	0.9309	0.0	124020
Mg 279.078	26465.6	ppb	33.1401	0.1	72205.6
Mn 257.610	0.9885	ppb	0.0521	5.3	405.032
Mo 202.032	2.3923	ppb	0.1178	4.9	22.7417

Label	Sol'n Conc.	Units	SD	%RSD	Int. (c/s)
Na 330.237	17884.8	ppb	149.067	0.8	878.831
Ni 231.604	2.2538	ppb	0.4053	18.0	0.6214
Pb 220.353	1.7762	ppb	1.3431	75.6	10.0226
Sb 206.834	-2.0639	ppb	1.7182	83.2	-9.1232
Se 196.026	-0.1729	ppb	1.1101	641.9	1.8685
Sn 189.925	1.5258	ppb	3.0370	199.0	-4.3834
Sr 216.596	606.582	ppb	0.9948	0.2	7610.37
Ti 334.941	0.0630	ppb	0.0242	38.5	16.5297
Tl 190.794	0.9712	ppb	1.3416	138.1	-7.6874
V 292.401	0.2267	ppb	0.0494	21.8	-12.8509
Zn 206.200	4.8520	ppb	1.1849	24.4	6.2853

680-106403-a-1-a (Samp) **10/22/2014, 9:37:19 PM** **Rack 2, Tube 54**

Weight: 1 **Volume: 1** **Dilution: 1**

Label	Replicates	Concentration	
Ag 328.068	0.0939	0.1310	-0.3365u
Al 308.215	68.7260	67.8909	66.3902
As 188.980	-0.9082u	2.7258	-2.9307u
B 249.678	25.5429	25.3417	25.0007
Ba 389.178	7.8991	8.9006	8.3524
Be 313.042	-0.0076	-0.0091u	-0.0181u
Ca 370.602	45786	45559	45412
Cd 226.502	0.0453	0.0921	0.1951
Co 228.615	0.7369	-0.0940u	0.0046
Cr 267.716	0.1787	0.1039	-0.0244u
Cu 324.754	68.3994	68.0120	67.1323
Fe 271.441	8.4536	1.5125	5.4944
K 766.491	2875.71	2871.04	2874.06
Mg 279.078	5793.01	5792.06	5791.64
Mn 257.610	0.1956	0.1907	0.2607
Mo 202.032	0.3354	-0.2769u	-0.1261u
Na 330.237	10687.7	10706.3	10688.7
Ni 231.604	0.7774	1.6925	0.8777
Pb 220.353	1.7898	-0.9264u	3.6308
Sb 206.834	0.8964	-1.0508u	-0.8142u
Se 196.026	11.8212	2.3120	8.0568
Sn 189.925	-3.4267u	0.6589	1.4944
Sr 216.596	125.097	125.255	125.017
Ti 334.941	0.1609	0.1172	0.1745
Tl 190.794	4.4462	-1.6971u	-1.1607u
V 292.401	0.0130	0.1620	0.3330
Zn 206.200	19.3629	17.7824	19.6380

Label	Sol'n Conc.	Units	SD	%RSD	Int. (c/s)
Ag 328.068	-0.0372	ppb	0.2598	698.8	-33.0494
Al 308.215	67.6690	ppb	1.1836	1.7	967.932
As 188.980	-0.3710	ppb	2.8663	772.5	-7.0000
B 249.678	25.2951	ppb	0.2741	1.1	469.197
Ba 389.178	8.3840	ppb	0.5015	6.0	125.460
Be 313.042	-0.0116	ppb	0.0057	49.5	-292.922
Ca 370.602	45586	ppb	188.3	0.4	124805
Cd 226.502	0.1108	ppb	0.0766	69.1	26.2156
Co 228.615	0.2158	ppb	0.4539	210.3	7.3122

Label	Sol'n Conc.	Units	SD	%RSD	Int. (c/s)
Cr 267.716	0.0861	ppb	0.1027	119.3	36.8133
Cu 324.754	67.8479	ppb	0.6493	1.0	5242.05
Fe 271.441	5.1535	ppb	3.4831	67.6	24.3646
K 766.491	2873.60	ppb	2.3678	0.1	127624
Mg 279.078	5792.24	ppb	0.7056	0.0	15821.2
Mn 257.610	0.2157	ppb	0.0391	18.1	124.324
Mo 202.032	-0.0225	ppb	0.3190	1416.8	6.2271
Na 330.237	10694.2	ppb	10.4230	0.1	534.619
Ni 231.604	1.1159	ppb	0.5019	45.0	-2.9133
Pb 220.353	1.4981	ppb	2.2926	153.0	9.5834
Sb 206.834	-0.3228	ppb	1.0625	329.1	-6.5353
Se 196.026	7.3967	ppb	4.7889	64.7	5.2321
Sn 189.925	-0.4244	ppb	2.6334	620.4	-5.8615
Sr 216.596	125.123	ppb	0.1210	0.1	1585.76
Ti 334.941	0.1509	ppb	0.0299	19.8	6.0063
Tl 190.794	0.5294	ppb	3.4026	642.7	-8.1603
V 292.401	0.1694	ppb	0.1601	94.5	-14.1223
Zn 206.200	18.9278	ppb	1.0014	5.3	21.6665

680-106403-a-2-a (Samp) **10/22/2014, 9:41:36 PM** **Rack 2, Tube 55**

Weight: 1 **Volume: 1** **Dilution: 1**

Label	Replicates Concentration		
Ag 328.068	0.1260	0.2557	-0.1218u
Al 308.215	60.0347	59.8976	59.8984
As 188.980	3.9494	-0.5092u	-1.2109u
B 249.678	51.7917	52.1344	52.0240
Ba 389.178	18.1936	19.2285	18.8471
Be 313.042	-0.0041	0.0004	-0.0042
Ca 370.602	39276	39310	39199
Cd 226.502	0.0171	0.1081	0.2611
Co 228.615	-0.5883u	0.1104	0.1528
Cr 267.716	-0.0338u	0.0765	0.0607
Cu 324.754	175.931	178.631	175.716
Fe 271.441	3.6497	7.0149	4.4565
K 766.491	5022.28	5020.51	5005.67
Mg 279.078	9624.33	9624.31	9616.60
Mn 257.610	0.9055	0.9285	0.9929
Mo 202.032	1.4509	2.5071	2.7589
Na 330.237	26283.5	26196.6	26188.3
Ni 231.604	1.6223	2.4607	0.7601
Pb 220.353	-0.0621u	3.4925	-0.6425u
Sb 206.834	-2.6373u	-2.2479u	0.9858
Se 196.026	0.9329	3.0596	-0.6832u
Sn 189.925	-0.8224u	-2.2093u	-1.6270u
Sr 216.596	170.341	169.578	169.460
Ti 334.941	0.0787	0.1062	0.0967
Tl 190.794	-1.8946u	1.6886	0.1885
V 292.401	0.0659	0.4761	0.2256
Zn 206.200	27.3028	27.9014	28.3402

Label	Sol'n Conc.	Units	SD	%RSD	Int. (c/s)
Ag 328.068	0.0866	ppb	0.1918	221.4	-24.0407
Al 308.215	59.9436	ppb	0.0790	0.1	914.895

Label	Sol'n Conc.	Units	SD	%RSD	Int. (c/s)
As 188.980	0.7431	ppb	2.7988	376.7	-6.2551
B 249.678	51.9834	ppb	0.1750	0.3	914.935
Ba 389.178	18.7564	ppb	0.5234	2.8	363.044
Be 313.042	-0.0026	ppb	0.0026	99.9	-281.056
Ca 370.602	39262	ppb	56.63	0.1	107494
Cd 226.502	0.1288	ppb	0.1233	95.8	26.9547
Co 228.615	-0.1084	ppb	0.4162	384.1	3.5220
Cr 267.716	0.0345	ppb	0.0597	173.2	34.2958
Cu 324.754	176.759	ppb	1.6244	0.9	13278.4
Fe 271.441	5.0404	ppb	1.7570	34.9	24.1930
K 766.491	5016.15	ppb	9.1207	0.2	222591
Mg 279.078	9621.74	ppb	4.4570	0.0	26265.8
Mn 257.610	0.9423	ppb	0.0453	4.8	284.987
Mo 202.032	2.2390	ppb	0.6940	31.0	21.6935
Na 330.237	26222.8	ppb	52.7188	0.2	1276.97
Ni 231.604	1.6144	ppb	0.8504	52.7	-1.3653
Pb 220.353	0.9293	ppb	2.2387	240.9	8.6789
Sb 206.834	-1.2998	ppb	1.9889	153.0	-8.0050
Se 196.026	1.1031	ppb	1.8772	170.2	2.4354
Sn 189.925	-1.5529	ppb	0.6964	44.8	-6.7102
Sr 216.596	169.793	ppb	0.4781	0.3	2141.17
Ti 334.941	0.0939	ppb	0.0140	14.9	-5.4244
Tl 190.794	-0.0059	ppb	1.7995	30738.7	-8.7516
V 292.401	0.2559	ppb	0.2068	80.8	-12.3290
Zn 206.200	27.8481	ppb	0.5207	1.9	31.4139

680-106403-a-3-a (Samp) **10/22/2014, 9:45:53 PM** **Rack 2, Tube 56**

Weight: 1 **Volume: 1** **Dilution: 1**

Label	Replicates Concentration		
Ag 328.068	0.1602	0.1151	0.0129u
Al 308.215	38.2394	40.1016	42.5541
As 188.980	0.0687	-1.5487u	-0.2470u
B 249.678	3.3494	2.9566	2.8588
Ba 389.178	10.9310	11.4775	10.3725
Be 313.042	0.0110u	0.0049u	0.0168u
Ca 370.602	42573	42666	42808
Cd 226.502	0.1795	0.1548	0.2433
Co 228.615	0.6302	0.5475	-0.0714u
Cr 267.716	-0.0104	0.0928	0.2601
Cu 324.754	55.6460	55.5592	55.7517
Fe 271.441	9.6071	8.7500	10.0284
K 766.491	37546.5	37527.3	37465.7
Mg 279.078	7718.36	7746.98	7729.62
Mn 257.610	0.5025	0.6052	0.5625
Mo 202.032	-0.4130u	0.0990	0.4049
Na 330.237	514088x	515470x	512820x
Ni 231.604	1.7130	2.0311	2.7238
Pb 220.353	1.6972	-0.3779u	1.0024
Sb 206.834	-0.1206u	0.1596	-0.6462u
Se 196.026	6.6774	9.1592	4.6294
Sn 189.925	-0.3221u	-2.0632u	-1.6037u
Sr 216.596	100.045	99.7558	99.9682
Ti 334.941	0.1451	0.1424	0.1740

Label	Replicates Concentration		
Tl 190.794	-0.9971u	-2.8587u	-0.9884u
V 292.401	0.7240	0.9606	1.0018
Zn 206.200	9.4085	10.4452	10.2519

Label	Sol'n Conc.	Units	SD	%RSD	Int. (c/s)
Ag 328.068	0.0960b	ppb	0.0755	78.6	-20.8111
Al 308.215	40.2984b	ppb	2.1641	5.4	779.704
As 188.980	-0.5757b	ppb	0.8573	148.9	-7.1373
B 249.678	3.0550b	ppb	0.2597	8.5	97.8011
Ba 389.178	10.9270b	ppb	0.5526	5.1	185.110
Be 313.042	0.0109b	ppb	0.0059	54.6	-311.307
Ca 370.602	42682b	ppb	117.9	0.3	116858
Cd 226.502	0.1925b	ppb	0.0457	23.7	26.5257
Co 228.615	0.3688b	ppb	0.3835	104.0	9.0932
Cr 267.716	0.1141b	ppb	0.1365	119.6	48.7159
Cu 324.754	55.6523b	ppb	0.0964	0.2	4342.17
Fe 271.441	9.4618b	ppb	0.6515	6.9	31.2599
K 766.491	37513.2b	ppb	42.1896	0.1	1662994
Mg 279.078	7731.66b	ppb	14.4197	0.2	21110.8
Mn 257.610	0.5567b	ppb	0.0516	9.3	198.478
Mo 202.032	0.0303b	ppb	0.4133	1364.3	6.5872
Na 330.237	514126xb	ppb	1325.67	0.3	24609.7
Ni 231.604	2.1560b	ppb	0.5168	24.0	0.3164
Pb 220.353	0.7739b	ppb	1.0562	136.5	8.4361
Sb 206.834	-0.2024b	ppb	0.4091	202.1	-6.3583
Se 196.026	6.8220b	ppb	2.2684	33.3	4.9769
Sn 189.925	-1.3296b	ppb	0.9023	67.9	-6.3830
Sr 216.596	99.9229b	ppb	0.1496	0.1	1269.85
Ti 334.941	0.1539b	ppb	0.0175	11.4	-31.6236
Tl 190.794	-1.6147b	ppb	1.0773	66.7	-10.4972
V 292.401	0.8955b	ppb	0.1499	16.7	0.7366
Zn 206.200	10.0352b	ppb	0.5513	5.5	11.9486

680-106403-a-4-a (Samp) **10/22/2014, 9:50:09 PM** **Rack 2, Tube 57**

Weight: 1 **Volume: 1** **Dilution: 1**

Label	Replicates Concentration		
Ag 328.068	-0.0200u	0.0365	0.2528
Al 308.215	8.8366	8.2779	7.7703
As 188.980	1.3742	-0.7805u	-0.3371u
B 249.678	1.2580	1.0173	1.5615
Ba 389.178	2.2661	2.7641	1.7613
Be 313.042	0.0026u	0.0040u	-0.0033u
Ca 370.602	8399	8391	8362
Cd 226.502	0.1040	0.0213	0.1770
Co 228.615	0.1972	0.2782	0.2034
Cr 267.716	0.0194	0.0952	0.0042
Cu 324.754	10.5255	10.5463	10.8368
Fe 271.441	-2.5268u	4.0437	0.7218
K 766.491	6063.57	6060.35	6076.28
Mg 279.078	1561.80	1562.52	1557.55
Mn 257.610	0.1830	0.1696	0.2487
Mo 202.032	0.0160	0.0599	0.1284
Na 330.237	87373.0	87125.2	86916.8

Label	Replicates Concentration		
Ni 231.604	1.3577	0.5746	1.1307
Pb 220.353	1.9587	0.5511	0.0070
Sb 206.834	-2.0501u	-1.8837u	-0.4954u
Se 196.026	10.3398	5.6400	7.9598
Sn 189.925	-1.0768u	-0.5228u	-1.5501u
Sr 216.596	19.7171	19.7969	19.5730
Ti 334.941	0.0999	0.0479	0.0440
Tl 190.794	-0.9762u	-2.4084u	1.5837
V 292.401	0.2465	0.3542	0.2800
Zn 206.200	3.5497	3.5658	0.7293

Label	Sol'n Conc.	Units	SD	%RSD	Int. (c/s)
Ag 328.068	0.0898b	ppb	0.1440	160.4	-18.3581
Al 308.215	8.2949b	ppb	0.5334	6.4	559.413
As 188.980	0.0855b	ppb	1.1378	1330.7	-6.6951
B 249.678	1.2789b	ppb	0.2727	21.3	68.0261
Ba 389.178	2.2638b	ppb	0.5014	22.1	-17.4800
Be 313.042	0.0011b	ppb	0.0039	357.4	-291.407
Ca 370.602	8384b	ppb	19.70	0.2	22968
Cd 226.502	0.1007b	ppb	0.0779	77.3	25.2066
Co 228.615	0.2263b	ppb	0.0451	19.9	7.4294
Cr 267.716	0.0396b	ppb	0.0487	123.1	35.8294
Cu 324.754	10.6362b	ppb	0.1740	1.6	1020.58
Fe 271.441	0.7462b	ppb	3.2853	440.3	17.3575
K 766.491	6066.73b	ppb	8.4225	0.1	269157
Mg 279.078	1560.62b	ppb	2.6843	0.2	4280.01
Mn 257.610	0.2004b	ppb	0.0423	21.1	92.8366
Mo 202.032	0.0681b	ppb	0.0567	83.2	6.8472
Na 330.237	87138.3b	ppb	228.429	0.3	4190.68
Ni 231.604	1.0210b	ppb	0.4029	39.5	-3.2082
Pb 220.353	0.8389b	ppb	1.0072	120.1	8.5390
Sb 206.834	-1.4764b	ppb	0.8537	57.8	-8.2245
Se 196.026	7.9799b	ppb	2.3500	29.4	5.4912
Sn 189.925	-1.0499b	ppb	0.5142	49.0	-6.3098
Sr 216.596	19.6957b	ppb	0.1135	0.6	254.405
Ti 334.941	0.0639b	ppb	0.0312	48.8	-34.0776
Tl 190.794	-0.6003b	ppb	2.0224	336.9	-9.3927
V 292.401	0.2936b	ppb	0.0552	18.8	-11.5769
Zn 206.200	2.6149b	ppb	1.6330	62.4	3.8414

640-49520-a-6-a (Samp) **10/22/2014, 9:54:26 PM** **Rack 2, Tube 58**

Weight: 1 **Volume: 1** **Dilution: 1**

Label	Replicates Concentration		
Ag 328.068	104.948	104.427	104.449
Al 308.215	1086.21	1092.95	1090.39
As 188.980	107.167	97.6921	109.271
B 249.678	203.862	204.620	205.767
Ba 389.178	96.8323	96.7008	96.9171
Be 313.042	100.924	101.082	100.898
Ca 370.602	54599	54704	54734
Cd 226.502	101.182	101.767	101.802
Co 228.615	102.103	100.816	102.118
Cr 267.716	102.782	103.089	102.852

Label	Replicates	Concentration	
Cu 324.754	162.720	162.651	162.632
Fe 271.441	10006.3	10017.5	10021.3
K 766.491	51794.5x	51893.0x	51963.4x
Mg 279.078	17831.2	17838.8	17817.4
Mn 257.610	1046.16	1050.45	1049.41
Mo 202.032	100.315	101.002	99.4082
Na 330.237	546476x	547559x	546955x
Ni 231.604	102.574	102.354	103.016
Pb 220.353	98.3111	101.025	101.759
Sb 206.834	97.8617	101.756	100.491
Se 196.026	111.890	110.943	101.300
Sn 189.925	98.2661	101.566	96.4508
Sr 216.596	204.182	205.927	204.072
Ti 334.941	101.514	101.617	101.438
Tl 190.794	18.0986	20.5077	17.5301
V 292.401	103.013	103.129	103.164
Zn 206.200	114.970	111.505	113.011

Label	Sol'n Conc.	Units	SD	%RSD	Int. (c/s)
Ag 328.068	104.608b	ppb	0.2948	0.3	8917.74
Al 308.215	1089.85b	ppb	3.4029	0.3	8033.93
As 188.980	104.710b	ppb	6.1681	5.9	63.2456
B 249.678	204.750b	ppb	0.9590	0.5	3444.95
Ba 389.178	96.8167b	ppb	0.1090	0.1	2128.24
Be 313.042	100.968b	ppb	0.0996	0.1	184424
Ca 370.602	54679b	ppb	70.88	0.1	149651
Cd 226.502	101.584b	ppb	0.3481	0.3	4476.21
Co 228.615	101.679b	ppb	0.7478	0.7	1174.94
Cr 267.716	102.908b	ppb	0.1609	0.2	5737.36
Cu 324.754	162.668b	ppb	0.0462	0.0	12245.5
Fe 271.441	10015.0b	ppb	7.7752	0.1	15960.6
K 766.491	51883.6xb	ppb	84.8228	0.2	2299953
Mg 279.078	17829.1b	ppb	10.8542	0.1	48628.3
Mn 257.610	1048.67b	ppb	2.2404	0.2	195822
Mo 202.032	100.242b	ppb	0.7995	0.8	691.348
Na 330.237	546996xb	ppb	542.709	0.1	26176.4
Ni 231.604	102.648b	ppb	0.3375	0.3	312.994
Pb 220.353	100.365b	ppb	1.8161	1.8	167.070
Sb 206.834	100.036b	ppb	1.9865	2.0	140.089
Se 196.026	108.044b	ppb	5.8595	5.4	50.2819
Sn 189.925	98.7608b	ppb	2.5931	2.6	69.3606
Sr 216.596	204.727b	ppb	1.0407	0.5	2591.68
Ti 334.941	101.523b	ppb	0.0901	0.1	30294.6
Tl 190.794	18.7122b	ppb	1.5808	8.4	10.9941
V 292.401	103.102b	ppb	0.0792	0.1	2601.75
Zn 206.200	113.162b	ppb	1.7378	1.5	123.850

640-49520-a-6-b ms (Samp) **10/22/2014, 9:58:43 PM** **Rack 2, Tube 59**

Weight: 1 **Volume: 1** **Dilution: 1**

Label	Replicates	Concentration	
Ag 328.068	21.3110	21.4730	21.3054
Al 308.215	2100.42	2105.56	2104.13
As 188.980	41.1421	40.8658	46.4120

Label	Replicates Concentration		
B 249.678	83.6916	84.7496	84.2545
Ba 389.178	50.6287	50.4673	50.5288
Be 313.042	20.3147	20.2979	20.2813
Ca 370.602	45637	45429	45473
Cd 226.502	20.1918	20.3880	20.4517
Co 228.615	20.2513	20.7980	19.8929
Cr 267.716	40.4329	40.4774	40.4417
Cu 324.754	97.6219	97.9289	97.6202
Fe 271.441	1994.07	1990.91	1995.47
K 766.491	41145.1x	41052.4x	41011.1x
Mg 279.078	9815.68	9815.95	9812.13
Mn 257.610	206.466	205.966	205.812
Mo 202.032	39.1332	38.9486	40.1160
Na 330.237	529220x	531695x	530038x
Ni 231.604	40.4619	42.4527	42.4444
Pb 220.353	194.946	196.618	198.108
Sb 206.834	20.5552	21.2965	24.5113
Se 196.026	42.7080	44.0170	46.8197
Sn 189.925	78.6743	77.5894	77.4453
Sr 216.596	140.931	141.420	141.937
Ti 334.941	40.0655	39.9895	39.8193
Tl 190.794	16.8790	16.0791	15.3314
V 292.401	41.4860	40.9708	41.3955
Zn 206.200	48.5101	51.8501	51.5205

Label	Sol'n Conc.	Units	SD	%RSD	Int. (c/s)
Ag 328.068	21.3631b	ppb	0.0952	0.4	1797.42
Al 308.215	2103.37b	ppb	2.6524	0.1	14984.0
As 188.980	42.8066b	ppb	3.1254	7.3	21.8954
B 249.678	84.2319b	ppb	0.5293	0.6	1449.40
Ba 389.178	50.5416b	ppb	0.0815	0.2	1076.23
Be 313.042	20.2980b	ppb	0.0167	0.1	36808.3
Ca 370.602	45513b	ppb	109.2	0.2	124606
Cd 226.502	20.3438b	ppb	0.1355	0.7	910.829
Co 228.615	20.3141b	ppb	0.4558	2.2	238.505
Cr 267.716	40.4506b	ppb	0.0236	0.1	2279.27
Cu 324.754	97.7237b	ppb	0.1778	0.2	7448.37
Fe 271.441	1993.48b	ppb	2.3346	0.1	3190.10
K 766.491	41069.5xb	ppb	68.6668	0.2	1820627
Mg 279.078	9814.59b	ppb	2.1272	0.0	26786.7
Mn 257.610	206.081b	ppb	0.3422	0.2	38558.9
Mo 202.032	39.3993b	ppb	0.6275	1.6	275.693
Na 330.237	530317xb	ppb	1261.24	0.2	25382.4
Ni 231.604	41.7863b	ppb	1.1470	2.7	123.508
Pb 220.353	196.557b	ppb	1.5818	0.8	318.940
Sb 206.834	22.1210b	ppb	2.1030	9.5	26.1582
Se 196.026	44.5149b	ppb	2.1005	4.7	21.7912
Sn 189.925	77.9030b	ppb	0.6718	0.9	53.5727
Sr 216.596	141.429b	ppb	0.5032	0.4	1790.25
Ti 334.941	39.9581b	ppb	0.1261	0.3	11872.7
Tl 190.794	16.0965b	ppb	0.7740	4.8	8.6479
V 292.401	41.2841b	ppb	0.2750	0.7	1027.87
Zn 206.200	50.6269b	ppb	1.8406	3.6	56.0848

640-49520-a-6-c msd (Samp) **10/22/2014, 10:03:00 PM** **Rack 2, Tube 60**

Weight: 1 **Volume: 1** **Dilution: 1**

Label	Replicates Concentration		
Ag 328.068	22.1134	21.9927	22.0930
Al 308.215	2174.07	2170.76	2177.06
As 188.980	45.7221	45.5856	47.4788
B 249.678	85.5794	86.6510	86.6253
Ba 389.178	52.9206	52.1537	52.4389
Be 313.042	20.9581	20.9261	20.9682
Ca 370.602	45943	45797	45806
Cd 226.502	21.2238	20.9703	20.9919
Co 228.615	21.1475	20.7848	20.3598
Cr 267.716	41.9443	41.6800	41.7230
Cu 324.754	97.9577	99.1059	98.4365
Fe 271.441	2055.17	2053.91	2055.63
K 766.491	41070.6x	41195.8x	41338.7x
Mg 279.078	9896.64	9872.44	9896.98
Mn 257.610	214.268	213.726	213.883
Mo 202.032	40.3488	40.4241	41.1456
Na 330.237	529445x	528603x	528670x
Ni 231.604	43.0801	43.1637	42.5604
Pb 220.353	203.395	202.342	200.641
Sb 206.834	26.8963	24.9439	20.8027
Se 196.026	55.1114	51.0059	40.6849
Sn 189.925	80.5560	81.7709	81.2990
Sr 216.596	143.377	142.203	142.550
Ti 334.941	41.2623	41.1169	41.3004
Tl 190.794	13.1158	13.4859	19.2926
V 292.401	42.4319	42.3918	42.4394
Zn 206.200	52.7071	52.6581	52.8251

Label	Sol'n Conc.	Units	SD	%RSD	Int. (c/s)
Ag 328.068	22.0664b	ppb	0.0646	0.3	1857.58
Al 308.215	2173.96b	ppb	3.1512	0.1	15470.0
As 188.980	46.2622b	ppb	1.0558	2.3	24.2081
B 249.678	86.2852b	ppb	0.6114	0.7	1483.58
Ba 389.178	52.5044b	ppb	0.3876	0.7	1120.31
Be 313.042	20.9508b	ppb	0.0220	0.1	38002.8
Ca 370.602	45849b	ppb	82.15	0.2	125524
Cd 226.502	21.0620b	ppb	0.1405	0.7	942.293
Co 228.615	20.7640b	ppb	0.3943	1.9	243.678
Cr 267.716	41.7824b	ppb	0.1418	0.3	2352.89
Cu 324.754	98.5001b	ppb	0.5767	0.6	7505.71
Fe 271.441	2054.91b	ppb	0.8886	0.0	3287.90
K 766.491	41201.7xb	ppb	134.189	0.3	1826485
Mg 279.078	9888.69b	ppb	14.0722	0.1	26988.6
Mn 257.610	213.959b	ppb	0.2787	0.1	40029.2
Mo 202.032	40.6395b	ppb	0.4399	1.1	284.171
Na 330.237	528906xb	ppb	467.851	0.1	25314.8
Ni 231.604	42.9348b	ppb	0.3269	0.8	127.077
Pb 220.353	202.126b	ppb	1.3900	0.7	327.772
Sb 206.834	24.2143b	ppb	3.1116	12.9	29.2143
Se 196.026	48.9341b	ppb	7.4331	15.2	23.7570
Sn 189.925	81.2087b	ppb	0.6125	0.8	56.0737
Sr 216.596	142.710b	ppb	0.6033	0.4	1806.30

Label	Sol'n Conc.	Units	SD	%RSD	Int. (c/s)
Ti 334.941	41.2266b	ppb	0.0968	0.2	12252.1
Tl 190.794	15.2981b	ppb	3.4643	22.6	7.7729
V 292.401	42.4210b	ppb	0.0256	0.1	1056.78
Zn 206.200	52.7301b	ppb	0.0858	0.2	58.3770

Cont Calib Verif (CCV) **10/22/2014, 10:07:17 PM** **Rack 3, Tube 1**

Weight: 1 **Volume: 1** **Dilution: 1**

Label	Replicates Concentration		
Ag 328.068	498.467	495.611	497.178
Al 308.215	4752.16	4748.07	4757.03
As 188.980	469.294	461.930	469.882
B 249.678	479.775	482.677	484.546
Ba 389.178	4908.89	4902.29	4909.22
Be 313.042	491.895	487.703	491.452
Ca 370.602	4861	4869	4887
Cd 226.502	491.343	491.563	492.325
Co 228.615	494.923	494.691	495.199
Cr 267.716	4908.64	4907.92	4918.78
Cu 324.754	4972.42	4889.83	4903.62
Fe 271.441	4842.90	4826.79	4838.09
K 766.491	9954.46	9917.99	9961.89
Mg 279.078	4819.17	4817.70	4817.52
Mn 257.610	4956.45	4956.72	4977.76
Mo 202.032	487.342	488.033	486.826
Na 330.237	7417.69	7519.70	7688.14
Ni 231.604	2483.80	2487.92	2485.57
Pb 220.353	494.831	495.184	500.095
Sb 206.834	938.846	943.398	943.417
Se 196.026	4853.93	4864.73	4855.21
Sn 189.925	4874.86	4914.47	4925.80
Sr 216.596	2458.53	2439.11	2441.70
Ti 334.941	484.374	483.492	484.603
Tl 190.794	4963.37	4967.97	4950.78
V 292.401	4874.25	4873.90	4880.81
Zn 206.200	2463.84	2471.51	2464.33

Label	Sol'n Conc.	Units	SD	%RSD	Int. (c/s)	QC Value
Ag 328.068	497.085	ppb	1.4303	0.3	42440.5	99.41710
Al 308.215	4752.42	ppb	4.4826	0.1	33730.2	95.04845
As 188.980	467.035	ppb	4.4310	0.9	305.708	93.40703
B 249.678	482.333	ppb	2.4039	0.5	8105.80	96.46656
Ba 389.178	4906.80	ppb	3.9100	0.1	109799	98.13601
Be 313.042	490.350	ppb	2.3033	0.5	897220	98.07004
Ca 370.602	4872	ppb	13.10	0.3	13665	97.44551
Cd 226.502	491.744	ppb	0.5153	0.1	21435.9	98.34875
Co 228.615	494.938	ppb	0.2544	0.1	5704.27	98.98751
Cr 267.716	4911.78	ppb	6.0694	0.1	271399	98.23563
Cu 324.754	4921.96	ppb	44.2397	0.9	363362	98.43912
Fe 271.441	4835.93	ppb	8.2684	0.2	7819.40	96.71851
K 766.491	9944.78	ppb	23.4972	0.2	441048	99.44776
Mg 279.078	4818.13	ppb	0.9054	0.0	13059.5	96.36254
Mn 257.610	4963.65	ppb	12.2234	0.2	926084	99.27291
Mo 202.032	487.401	ppb	0.6053	0.1	3334.15	97.48010

Label	Sol'n Conc.	Units	SD	%RSD	Int. (c/s)	QC Value
Na 330.237	7541.84	ppb	136.579	1.8	321.370	100.55791
Ni 231.604	2485.76	ppb	2.0645	0.1	7712.15	99.43050
Pb 220.353	496.703	ppb	2.9428	0.6	798.968	99.34068
Sb 206.834	941.887	ppb	2.6338	0.3	1422.04	94.18871
Se 196.026	4857.96	ppb	5.8983	0.1	2161.99	97.15913
Sn 189.925	4905.04	ppb	26.7473	0.5	3705.81	98.10087
Sr 216.596	2446.45	ppb	10.5423	0.4	30490.7	97.85780
Ti 334.941	484.156	ppb	0.5868	0.1	144724	96.83122
Tl 190.794	4960.71	ppb	8.8991	0.2	5410.93	99.21420
V 292.401	4876.32	ppb	3.8930	0.1	124527	97.52636
Zn 206.200	2466.56	ppb	4.2912	0.2	2680.64	98.66240

Cont Calib Blank (CCB) **10/22/2014, 10:11:35 PM** **Rack 3, Tube 2**

Weight: 1 **Volume: 1** **Dilution: 1**

Label	Replicates	Concentration	
Ag 328.068	0.4820	0.5128	0.2071
Al 308.215	-0.2881u	-0.9877u	-0.2217u
As 188.980	-0.1299u	-0.0146u	-2.5099u
B 249.678	8.3051	7.4836	6.7574
Ba 389.178	0.7029	0.1576	0.7924
Be 313.042	0.0528	0.0594	0.0638
Ca 370.602	3.468	7.880	4.288
Cd 226.502	0.2115	0.3033	0.1964
Co 228.615	0.0605	0.4804	-0.2183u
Cr 267.716	0.5069	0.9159	0.7063
Cu 324.754	0.7700	0.5166	0.4459
Fe 271.441	1.8328	1.3971	5.6208
K 766.491	2.7646	2.8662	2.9229
Mg 279.078	2.0432	0.3776	3.2398
Mn 257.610	0.7028	0.8125	0.8033
Mo 202.032	0.6906	1.0335	0.8099
Na 330.237	94.7307	172.390	12.9430
Ni 231.604	1.5766	0.9180	1.8872
Pb 220.353	0.8751	2.2532	1.6052
Sb 206.834	2.8429	0.4078	1.2924
Se 196.026	2.9831	3.8022	2.3331
Sn 189.925	3.7689	-0.3292u	-0.3187u
Sr 216.596	-0.2051u	0.4184	0.8454
Ti 334.941	0.1724	0.1775	0.1570
Tl 190.794	3.4759	5.2780	-0.0704u
V 292.401	0.7844	0.8291	0.9114
Zn 206.200	1.3288	1.5103	0.8816

Label	Sol'n Conc.	Units	SD	%RSD	Int. (c/s)	QC Value
Ag 328.068	0.4006	ppb	0.1683	42.0	8.9505	0.40064
Al 308.215	-0.4992	ppb	0.4244	85.0	498.997	-0.49915
As 188.980	-0.8848	ppb	1.4086	159.2	-7.3449	-0.88479
B 249.678	7.5154	ppb	0.7743	10.3	172.233	7.51536
Ba 389.178	0.5510	ppb	0.3436	62.4	-57.9984	0.55100
Be 313.042	0.0587	ppb	0.0056	9.5	-178.869	0.05865
Ca 370.602	5.212	ppb	2.346	45.0	31.80	5.21201
Cd 226.502	0.2370	ppb	0.0579	24.4	31.6867	0.23704
Co 228.615	0.1075	ppb	0.3517	327.1	6.0399	0.10754

Label	Sol'n Conc.	Units	SD	%RSD	Int. (c/s)	QC Value
Cr 267.716	0.7097	ppb	0.2045	28.8	71.0541	0.70970
Cu 324.754	0.5775	ppb	0.1704	29.5	278.405	0.57753
Fe 271.441	2.9502	ppb	2.3230	78.7	20.8975	2.95025
K 766.491	2.8512	ppb	0.0802	2.8	380.518	2.85121
Mg 279.078	1.8869	ppb	1.4374	76.2	28.7291	1.88686
Mn 257.610	0.7729	ppb	0.0608	7.9	189.681	0.77289
Mo 202.032	0.8447	ppb	0.1741	20.6	12.1576	0.84468
Na 330.237	93.3545	ppb	79.7324	85.4	28.0969	93.35453
Ni 231.604	1.4606	ppb	0.4949	33.9	-1.8436	1.46058
Pb 220.353	1.5779	ppb	0.6894	43.7	9.7101	1.57786
Sb 206.834	1.5144	ppb	1.2326	81.4	-3.8577	1.51436
Se 196.026	3.0394	ppb	0.7362	24.2	3.2958	3.03945
Sn 189.925	1.0403	ppb	2.3630	227.1	-4.7566	1.04032
Sr 216.596	0.3529	ppb	0.5283	149.7	9.5255	0.35289
Ti 334.941	0.1690	ppb	0.0107	6.3	1.8141	0.16899
Tl 190.794	2.8945	ppb	2.7212	94.0	-5.5825	2.89449
V 292.401	0.8416	ppb	0.0644	7.7	2.9327	0.84164
Zn 206.200	1.2402	ppb	0.3236	26.1	2.3372	1.24023

mb 680-354731/1-a (Samp) **10/22/2014, 10:15:52 PM** **Rack 3, Tube 3**

Weight: 1 **Volume: 1** **Dilution: 1**

Label	Replicates	Concentration	
Ag 328.068	0.4203	0.1927	0.2749
Al 308.215	2.1708	1.6269	1.0433
As 188.980	-4.8790u	-1.7430u	-1.6985u
B 249.678	3.9276	3.5619	3.3096
Ba 389.178	-0.9484u	-0.0275u	-1.0082u
Be 313.042	0.0055	0.0041	-0.0018u
Ca 370.602	7.651	6.639	4.645
Cd 226.502	0.1910	0.1558	0.2870
Co 228.615	0.2184	0.3022	-0.1728u
Cr 267.716	0.4753	0.5470	0.3797
Cu 324.754	0.1509	0.0283	0.0131
Fe 271.441	1.8208	4.4252	5.6048
K 766.491	-0.1572u	0.3883	0.6944
Mg 279.078	4.1498	1.6168	1.2820
Mn 257.610	0.0858	0.0631	0.0808
Mo 202.032	0.5756	0.4276	0.5732
Na 330.237	60.5035	176.035	154.452
Ni 231.604	0.1998	0.1330	1.4739
Pb 220.353	-0.0923u	-2.0345u	0.2715
Sb 206.834	1.3747	-0.8389u	-0.2726u
Se 196.026	-2.4323u	-3.5468u	-0.2477u
Sn 189.925	1.4944	-1.0102u	-1.1260u
Sr 216.596	0.4108	0.3489	0.6032
Ti 334.941	0.0632	0.0965	0.0821
Tl 190.794	1.8275	0.2655	0.3003
V 292.401	0.1033	0.2276	-0.1839u
Zn 206.200	2.2560	4.0273	3.2609

Label	Sol'n Conc.	Units	SD	%RSD	Int. (c/s)
Ag 328.068	0.2960	ppb	0.1152	38.9	-0.0137
Al 308.215	1.6136	ppb	0.5639	34.9	513.435

Label	Sol'n Conc.	Units	SD	%RSD	Int. (c/s)
As 188.980	-2.7735	ppb	1.8236	65.7	-8.6088
B 249.678	3.5997	ppb	0.3107	8.6	106.814
Ba 389.178	-0.6614	ppb	0.5497	83.1	-85.1414
Be 313.042	0.0026	ppb	0.0039	150.5	-281.461
Ca 370.602	6.312	ppb	1.530	24.2	34.71
Cd 226.502	0.2113	ppb	0.0679	32.1	30.5771
Co 228.615	0.1159	ppb	0.2535	218.7	6.1460
Cr 267.716	0.4674	ppb	0.0839	18.0	57.6727
Cu 324.754	0.0641	ppb	0.0755	117.9	240.517
Fe 271.441	3.9503	ppb	1.9362	49.0	22.4628
K 766.491	0.3085	ppb	0.4314	139.8	267.814
Mg 279.078	2.3495	ppb	1.5681	66.7	30.0045
Mn 257.610	0.0766	ppb	0.0119	15.6	59.7863
Mo 202.032	0.5255	ppb	0.0848	16.1	9.9752
Na 330.237	130.330	ppb	61.4272	47.1	29.8172
Ni 231.604	0.6022	ppb	0.7556	125.5	-4.5086
Pb 220.353	-0.6184	ppb	1.2398	200.5	6.2284
Sb 206.834	0.0877	ppb	1.1500	1310.7	-5.9397
Se 196.026	-2.0756	ppb	1.6782	80.9	1.0225
Sn 189.925	-0.2139	ppb	1.4806	692.2	-5.7055
Sr 216.596	0.4543	ppb	0.1326	29.2	10.8267
Ti 334.941	0.0806	ppb	0.0167	20.7	-24.6201
Tl 190.794	0.7978	ppb	0.8919	111.8	-7.8703
V 292.401	0.0490	ppb	0.2110	430.6	-17.2833
Zn 206.200	3.1814	ppb	0.8883	27.9	4.4590

lcs 680-354731/2-a (Samp) **10/22/2014, 10:20:09 PM** **Rack 3, Tube 4**

Weight: 1 **Volume: 1** **Dilution: 1**

Label	Replicates Concentration		
Ag 328.068	98.4133	97.9750	99.1021
Al 308.215	9581.15	9576.01	9577.35
As 188.980	196.550	196.407	194.948
B 249.678	403.203	405.773	406.626
Ba 389.178	191.967	191.370	191.433
Be 313.042	99.7784	99.6021	99.5477
Ca 370.602	9644	9667	9706
Cd 226.502	97.4254	97.7258	97.2068
Co 228.615	97.3507	96.9659	97.1611
Cr 267.716	195.078	194.774	194.552
Cu 324.754	200.719	199.955	200.575
Fe 271.441	9536.42	9532.78	9535.30
K 766.491	10761.7	10691.2	10712.8
Mg 279.078	9300.67	9307.45	9310.08
Mn 257.610	994.501	996.387	998.638
Mo 202.032	193.154	193.066	194.069
Na 330.237	95540.1x	95620.7x	95378.9x
Ni 231.604	192.953	196.338	193.182
Pb 220.353	952.861	961.780	956.809
Sb 206.834	94.5442	95.0199	97.1922
Se 196.026	196.442	199.384	193.705
Sn 189.925	374.275	379.472	371.953
Sr 216.596	191.714	191.061	193.114
Ti 334.941	195.369	194.868	194.897

Label	Replicates	Concentration	
Tl 190.794	75.8013	73.8088	75.4758
V 292.401	195.689	195.779	196.174
Zn 206.200	201.567	203.118	199.351

Label	Sol'n Conc.	Units	SD	%RSD	Int. (c/s)
Ag 328.068	98.4968b	ppb	0.5681	0.6	8395.91
Al 308.215	9578.17b	ppb	2.6705	0.0	66450.5
As 188.980	195.968b	ppb	0.8866	0.5	124.389
B 249.678	405.201b	ppb	1.7813	0.4	6793.90
Ba 389.178	191.590b	ppb	0.3280	0.2	4238.40
Be 313.042	99.6427b	ppb	0.1206	0.1	182028
Ca 370.602	9672b	ppb	31.42	0.3	26492
Cd 226.502	97.4527b	ppb	0.2606	0.3	4297.52
Co 228.615	97.1593b	ppb	0.1924	0.2	1122.31
Cr 267.716	194.801b	ppb	0.2638	0.1	10804.4
Cu 324.754	200.416b	ppb	0.4058	0.2	15033.0
Fe 271.441	9534.83b	ppb	1.8627	0.0	15197.3
K 766.491	10721.9b	ppb	36.1304	0.3	475495
Mg 279.078	9306.07b	ppb	4.8519	0.1	25380.4
Mn 257.610	996.509b	ppb	2.0709	0.2	186035
Mo 202.032	193.430b	ppb	0.5554	0.3	1328.58
Na 330.237	95513.2xb	ppb	123.164	0.1	4583.60
Ni 231.604	194.158b	ppb	1.8913	1.0	597.144
Pb 220.353	957.150b	ppb	4.4692	0.5	1525.20
Sb 206.834	95.5854b	ppb	1.4117	1.5	133.026
Se 196.026	196.510b	ppb	2.8402	1.4	89.5816
Sn 189.925	375.233b	ppb	3.8500	1.0	278.403
Sr 216.596	191.963b	ppb	1.0487	0.5	2410.27
Ti 334.941	195.045b	ppb	0.2812	0.1	58280.6
Tl 190.794	75.0286b	ppb	1.0689	1.4	72.2677
V 292.401	195.881b	ppb	0.2578	0.1	4962.48
Zn 206.200	201.345b	ppb	1.8932	0.9	219.943

lb1 680-354456/1-b (Samp) **10/22/2014, 10:24:27 PM** **Rack 3, Tube 5**

Weight: 1 **Volume: 1** **Dilution: 1**

Label	Replicates	Concentration	
Ag 328.068	0.2238	0.1769	0.1648
Al 308.215	5.0371	4.8345	3.6134
As 188.980	-0.6318u	-4.7685u	-1.2590u
B 249.678	30.1558	29.8987	28.7151
Ba 389.178	0.1548	0.4386	-0.2090u
Be 313.042	0.0059	0.0064	0.0110
Ca 370.602	233.7	240.5	235.2
Cd 226.502	0.0542	0.3266	-0.0704u
Co 228.615	0.6022	0.3476	-0.3964u
Cr 267.716	0.5514	0.5554	0.4364
Cu 324.754	0.2902	0.1225	0.1755
Fe 271.441	7.5390	3.0488	1.7248
K 766.491	51.7028	52.7447	51.9376
Mg 279.078	42.6885	42.4372	41.7007
Mn 257.610	0.8099	0.8485	0.8321
Mo 202.032	0.7638	0.6815	0.3533
Na 330.237	86294.1	86903.5	85938.1

Label	Replicates Concentration		
Ni 231.604	1.0720	0.8643	0.7833
Pb 220.353	0.6597	0.5353	0.8821
Sb 206.834	-1.0945u	2.2951	-0.0339u
Se 196.026	7.0124	9.9039	1.6010
Sn 189.925	-4.8067u	-0.7841u	0.4755
Sr 216.596	0.4324	0.8201	0.6635
Ti 334.941	0.0522	0.0774	0.0709
Tl 190.794	2.6627	-0.4420u	1.7262
V 292.401	-0.0122u	-0.0024u	-0.0677u
Zn 206.200	13.3865	12.5871	13.9166

Label	Sol'n Conc.	Units	SD	%RSD	Int. (c/s)
Ag 328.068	0.1885b	ppb	0.0312	16.5	-9.2062
Al 308.215	4.4950b	ppb	0.7702	17.1	533.274
As 188.980	-2.2198b	ppb	2.2294	100.4	-8.2382
B 249.678	29.5899b	ppb	0.7684	2.6	540.918
Ba 389.178	0.1281b	ppb	0.3246	253.4	-67.4091
Be 313.042	0.0078b	ppb	0.0028	36.5	-281.648
Ca 370.602	236.5b	ppb	3.544	1.5	664.8
Cd 226.502	0.1035b	ppb	0.2030	196.3	25.3194
Co 228.615	0.1845b	ppb	0.5189	281.3	6.9331
Cr 267.716	0.5144b	ppb	0.0676	13.1	62.0509
Cu 324.754	0.1961b	ppb	0.0857	43.7	250.257
Fe 271.441	4.1042b	ppb	3.0474	74.3	22.7056
K 766.491	52.1284b	ppb	0.5465	1.0	2564.69
Mg 279.078	42.2754b	ppb	0.5134	1.2	138.881
Mn 257.610	0.8302b	ppb	0.0193	2.3	200.264
Mo 202.032	0.5996b	ppb	0.2172	36.2	10.4818
Na 330.237	86378.6b	ppb	488.211	0.6	4154.07
Ni 231.604	0.9065b	ppb	0.1489	16.4	-3.5636
Pb 220.353	0.6924b	ppb	0.1757	25.4	8.3067
Sb 206.834	0.3889b	ppb	1.7339	445.8	-5.5001
Se 196.026	6.1724b	ppb	4.2147	68.3	4.6881
Sn 189.925	-1.7051b	ppb	2.7589	161.8	-6.8058
Sr 216.596	0.6387b	ppb	0.1950	30.5	13.2013
Ti 334.941	0.0668b	ppb	0.0130	19.5	-35.8726
Tl 190.794	1.3157b	ppb	1.5926	121.0	-7.3052
V 292.401	-0.0274b	ppb	0.0352	128.4	-19.8984
Zn 206.200	13.2967b	ppb	0.6693	5.0	15.5119

640-49516-a-1-b (Samp) **10/22/2014, 10:28:44 PM** **Rack 3, Tube 6**

Weight: 1 **Volume: 1** **Dilution: 1**

Label	Replicates Concentration		
Ag 328.068	0.1073	-0.0217u	-0.0523u
Al 308.215	8.0708	7.8256	7.6602
As 188.980	0.7032	-2.4233u	-6.1680u
B 249.678	20.3882	19.8739	20.1469
Ba 389.178	200.545	201.484	202.171
Be 313.042	-0.0174u	-0.0135u	-0.0199u
Ca 370.602	163952	165870	164254
Cd 226.502	0.5235	0.4419	0.5428
Co 228.615	-0.2835u	0.2480	-0.4330u
Cr 267.716	49.8385	50.3996	50.1992

Label	Replicates Concentration		
Cu 324.754	0.2819	0.3775	0.2659
Fe 271.441	7.9834	9.4984	8.2745
K 766.491	143.151	143.082	142.440
Mg 279.078	3021.10	3034.93	3041.52
Mn 257.610	23.8206	23.8859	23.9188
Mo 202.032	0.1366	0.2475	0.3492
Na 330.237	413250x	412054x	413880x
Ni 231.604	1.7225	1.5817	3.2098
Pb 220.353	-0.6243u	0.3400	-2.6068u
Sb 206.834	1.7288	0.2628	1.9778
Se 196.026	10.4248	9.4277	1.8332
Sn 189.925	0.3058	-1.5850u	3.0251
Sr 216.596	101.585	101.430	101.188
Ti 334.941	0.3348	0.2978	0.3099
Tl 190.794	-2.1219u	3.3248	-0.1961u
V 292.401	1.7602	1.6888	1.9598
Zn 206.200	7.7178	5.7347	7.5125

Label	Sol'n Conc.	Units	SD	%RSD	Int. (c/s)
Ag 328.068	0.0111b	ppb	0.0847	762.8	-28.2570
Al 308.215	7.8522b	ppb	0.2066	2.6	556.551
As 188.980	-2.6293b	ppb	3.4402	130.8	-8.5122
B 249.678	20.1363b	ppb	0.2573	1.3	383.026
Ba 389.178	201.400b	ppb	0.8166	0.4	4442.61
Be 313.042	-0.0169b	ppb	0.0032	19.1	-306.721
Ca 370.602	164692b	ppb	1031	0.6	450852
Cd 226.502	0.5027b	ppb	0.0535	10.6	40.6052
Co 228.615	-0.1562b	ppb	0.3579	229.2	3.1389
Cr 267.716	50.1458b	ppb	0.2843	0.6	2811.24
Cu 324.754	0.3084b	ppb	0.0603	19.6	258.508
Fe 271.441	8.5854b	ppb	0.8039	9.4	29.8698
K 766.491	142.891b	ppb	0.3919	0.3	6587.65
Mg 279.078	3032.52b	ppb	10.4191	0.3	8293.95
Mn 257.610	23.8751b	ppb	0.0500	0.2	4519.44
Mo 202.032	0.2444b	ppb	0.1063	43.5	8.0508
Na 330.237	413061xb	ppb	927.386	0.2	19776.7
Ni 231.604	2.1714b	ppb	0.9021	41.5	0.3660
Pb 220.353	-0.9637b	ppb	1.5025	155.9	5.7276
Sb 206.834	1.3232b	ppb	0.9267	70.0	-3.5451
Se 196.026	7.2285b	ppb	4.6991	65.0	5.1627
Sn 189.925	0.5820b	ppb	2.3174	398.2	-4.9690
Sr 216.596	101.401b	ppb	0.2003	0.2	1336.18
Ti 334.941	0.3141b	ppb	0.0189	6.0	16.1205
Tl 190.794	0.3356b	ppb	2.7620	822.9	-8.3603
V 292.401	1.8029b	ppb	0.1405	7.8	22.5255
Zn 206.200	6.9883b	ppb	1.0905	15.6	8.4629

640-49516-a-2-b (Samp) **10/22/2014, 10:33:01 PM** **Rack 3, Tube 7**
Weight: 1 **Volume: 1** **Dilution: 1**

Label	Replicates Concentration		
Ag 328.068	-0.0034u	0.0229u	0.2886
Al 308.215	6.0525	7.1537	6.1610
As 188.980	-1.9194u	-1.0573u	-3.0282u

Label	Replicates Concentration		
B 249.678	6.7217	6.5407	6.2989
Ba 389.178	384.764	383.160	383.032
Be 313.042	-0.0220u	-0.0171u	-0.0214u
Ca 370.602	126629	126383	126877
Cd 226.502	0.3500	0.3284	0.4193
Co 228.615	-0.0461u	-0.3465u	0.1773
Cr 267.716	84.9110	84.8581	85.2170
Cu 324.754	1.1967	0.7935	1.2122
Fe 271.441	7.3379	6.7277	6.8884
K 766.491	141.477	141.347	140.977
Mg 279.078	4356.27	4359.07	4354.69
Mn 257.610	32.2619	32.0732	32.2284
Mo 202.032	0.2312	-0.2910u	-0.0677u
Na 330.237	317632x	319154x	317418x
Ni 231.604	2.6326	2.8278	3.3585
Pb 220.353	1.9886	-1.2453u	-1.3674u
Sb 206.834	-0.4584	0.6721	-0.3011
Se 196.026	6.4743	0.3085	-2.1607u
Sn 189.925	-0.9958u	1.0657	0.2697
Sr 216.596	101.738	101.369	103.052
Ti 334.941	0.2252	0.2517	0.2600
Tl 190.794	-1.4747u	-1.7884u	-2.3271u
V 292.401	0.7387	1.4010	1.0450
Zn 206.200	42.2744	42.8038	41.3573

Label	Sol'n Conc.	Units	SD	%RSD	Int. (c/s)
Ag 328.068	0.1027b	ppb	0.1615	157.3	-20.3475
Al 308.215	6.4557b	ppb	0.6069	9.4	546.879
As 188.980	-2.0016b	ppb	0.9880	49.4	-8.0920
B 249.678	6.5204b	ppb	0.2121	3.3	155.594
Ba 389.178	383.652b	ppb	0.9651	0.3	8524.50
Be 313.042	-0.0202b	ppb	0.0026	13.1	-314.697
Ca 370.602	126630b	ppb	246.8	0.2	346659
Cd 226.502	0.3659b	ppb	0.0475	13.0	35.2993
Co 228.615	-0.0718b	ppb	0.2628	366.2	4.1966
Cr 267.716	84.9954b	ppb	0.1937	0.2	4734.90
Cu 324.754	1.0674b	ppb	0.2374	22.2	314.509
Fe 271.441	6.9847b	ppb	0.3163	4.5	27.4063
K 766.491	141.267b	ppb	0.2595	0.2	6515.68
Mg 279.078	4356.68b	ppb	2.2164	0.1	11905.3
Mn 257.610	32.1879b	ppb	0.1007	0.3	6078.97
Mo 202.032	-0.0425b	ppb	0.2620	616.1	6.0890
Na 330.237	318068xb	ppb	946.431	0.3	15233.1
Ni 231.604	2.9396b	ppb	0.3757	12.8	2.7513
Pb 220.353	-0.2080b	ppb	1.9033	914.8	6.9565
Sb 206.834	-0.0291b	ppb	0.6124	2102.1	-5.1087
Se 196.026	1.5407b	ppb	4.4474	288.7	2.6368
Sn 189.925	0.1132b	ppb	1.0396	918.5	-5.3551
Sr 216.596	102.053b	ppb	0.8847	0.9	1329.81
Ti 334.941	0.2456b	ppb	0.0182	7.4	6.1108
Tl 190.794	-1.8634b	ppb	0.4312	23.1	-10.7533
V 292.401	1.0615b	ppb	0.3315	31.2	2.8485
Zn 206.200	42.1452b	ppb	0.7318	1.7	46.7699

680-106410-d-1-b (Samp) **10/22/2014, 10:37:18 PM** **Rack 3, Tube 8**

Weight: 1 **Volume: 1** **Dilution: 1**

Label	Replicates Concentration		
Ag 328.068	0.0632	0.1113	-0.0148u
Al 308.215	8.9941	9.4075	10.4154
As 188.980	3.9288	0.4662	-0.2587u
B 249.678	17.3328	16.8209	17.7847
Ba 389.178	97.2351	98.3498	97.6544
Be 313.042	0.0013	0.0033	0.0015
Ca 370.602	34342	34345	34344
Cd 226.502	13.8307	13.9425	13.9048
Co 228.615	3.6933	3.7252	4.3575
Cr 267.716	0.3173	0.3280	0.2477
Cu 324.754	121.798	120.919	121.442
Fe 271.441	40.3909	39.9697	42.2458
K 766.491	686.704	686.388	687.146
Mg 279.078	1102.85	1107.62	1104.22
Mn 257.610	289.417	288.913	288.496
Mo 202.032	0.0470	-0.1835u	0.5253
Na 330.237	113638x	114251x	113677x
Ni 231.604	29.4287	28.3267	29.6663
Pb 220.353	3388.03	3401.91	3400.47
Sb 206.834	2.2329	1.4602	2.4120
Se 196.026	5.1815	5.6092	0.9242
Sn 189.925	-1.9451u	-2.1083u	-3.0967u
Sr 216.596	148.759	150.200	149.823
Ti 334.941	0.1480	0.1200	0.1087
Tl 190.794	-0.3203u	0.2174	2.3273
V 292.401	-0.3114u	-0.2070u	-0.1048u
Zn 206.200	5609.13	5619.92	5609.93

Label	Sol'n Conc.	Units	SD	%RSD	Int. (c/s)
Ag 328.068	0.0532b	ppb	0.0636	119.6	-24.5088
Al 308.215	9.6057b	ppb	0.7311	7.6	568.430
As 188.980	1.3788b	ppb	2.2379	162.3	-5.8298
B 249.678	17.3128b	ppb	0.4823	2.8	335.806
Ba 389.178	97.7464b	ppb	0.5630	0.6	2119.45
Be 313.042	0.0020b	ppb	0.0011	54.3	-283.839
Ca 370.602	34343b	ppb	1.557	0.0	94037
Cd 226.502	13.8927b	ppb	0.0569	0.4	625.326
Co 228.615	3.9253b	ppb	0.3746	9.5	49.9884
Cr 267.716	0.2977b	ppb	0.0436	14.6	51.7984
Cu 324.754	121.386b	ppb	0.4422	0.4	9192.51
Fe 271.441	40.8688b	ppb	1.2110	3.0	81.6368
K 766.491	686.746b	ppb	0.3808	0.1	30693.6
Mg 279.078	1104.90b	ppb	2.4542	0.2	3031.08
Mn 257.610	288.942b	ppb	0.4611	0.2	53956.3
Mo 202.032	0.1296b	ppb	0.3615	278.9	7.2664
Na 330.237	113856xb	ppb	342.825	0.3	5328.70
Ni 231.604	29.1406b	ppb	0.7148	2.5	84.1150
Pb 220.353	3396.80b	ppb	7.6324	0.2	5392.73
Sb 206.834	2.0350b	ppb	0.5058	24.9	-3.0864
Se 196.026	3.9050b	ppb	2.5902	66.3	3.7449
Sn 189.925	-2.3834b	ppb	0.6232	26.1	-7.3106
Sr 216.596	149.594b	ppb	0.7470	0.5	1886.20

Label	Sol'n Conc.	Units	SD	%RSD	Int. (c/s)
Ti 334.941	0.1256b	ppb	0.0202	16.1	-18.5685
Tl 190.794	0.7415b	ppb	1.3995	188.7	-7.7768
V 292.401	-0.2077b	ppb	0.1033	49.7	-24.6005
Zn 206.200	5612.99b	ppb	6.0145	0.1	6134.37

680-106423-a-2-b (Samp) **10/22/2014, 10:41:36 PM** **Rack 3, Tube 9**

Weight: 1 **Volume: 1** **Dilution: 1**

Label	Replicates Concentration		
Ag 328.068	0.1502	0.0259	0.1108
Al 308.215	6.1911	6.3417	6.7969
As 188.980	-4.4076u	-0.9797u	-2.5837u
B 249.678	7.2964	7.2142	7.1938
Ba 389.178	45.5772	45.4288	45.0760
Be 313.042	0.0228	0.0304	0.0240
Ca 370.602	7815	7797	7838
Cd 226.502	0.0834	0.3308	0.1354
Co 228.615	0.3009	-0.5469u	0.0859
Cr 267.716	0.6065	0.8887	0.7792
Cu 324.754	0.0899	0.4113	-0.1341u
Fe 271.441	-1.1543u	2.4882	-2.0807u
K 766.491	565.212	562.850	565.450
Mg 279.078	1380.83	1366.66	1370.30
Mn 257.610	31.7645	31.7697	31.8611
Mo 202.032	0.0826	0.1440	-0.0153u
Na 330.237	96499.5x	95994.1x	96361.7x
Ni 231.604	2.4744	3.2477	5.2921
Pb 220.353	5.7654	3.7478	4.1025
Sb 206.834	-1.8748u	3.2276	0.3699
Se 196.026	3.9255	-5.1261u	-3.7029u
Sn 189.925	0.3499	-0.4263u	-0.7061u
Sr 216.596	20.1701	19.9270	19.8675
Ti 334.941	0.0552	0.0597	0.0307
Tl 190.794	-1.3399u	-4.2008u	3.0199
V 292.401	0.0457	-0.0894u	-0.1931u
Zn 206.200	5.0232	4.6350	4.1550

Label	Sol'n Conc.	Units	SD	%RSD	Int. (c/s)
Ag 328.068	0.0956b	ppb	0.0635	66.5	-17.6995
Al 308.215	6.4432b	ppb	0.3154	4.9	546.635
As 188.980	-2.6570b	ppb	1.7151	64.5	-8.5307
B 249.678	7.2348b	ppb	0.0543	0.8	167.541
Ba 389.178	45.3607b	ppb	0.2574	0.6	947.059
Be 313.042	0.0257b	ppb	0.0041	16.0	-247.352
Ca 370.602	7817b	ppb	20.15	0.3	21416
Cd 226.502	0.1832b	ppb	0.1304	71.2	28.7328
Co 228.615	-0.0534b	ppb	0.4407	825.9	4.2093
Cr 267.716	0.7582b	ppb	0.1423	18.8	75.8777
Cu 324.754	0.1224b	ppb	0.2742	224.0	244.800
Fe 271.441	-0.2489b	ppb	2.4153	970.3	15.7533
K 766.491	564.504b	ppb	1.4372	0.3	25275.3
Mg 279.078	1372.60b	ppb	7.3584	0.5	3766.54
Mn 257.610	31.7984b	ppb	0.0543	0.2	5986.33
Mo 202.032	0.0704b	ppb	0.0803	114.0	6.8634

Label	Sol'n Conc.	Units	SD	%RSD	Int. (c/s)
Na 330.237	96285.1xb	ppb	261.222	0.3	4628.05
Ni 231.604	3.6714b	ppb	1.4559	39.7	5.0228
Pb 220.353	4.5386b	ppb	1.0772	23.7	14.4117
Sb 206.834	0.5743b	ppb	2.5573	445.3	-5.2172
Se 196.026	-1.6345b	ppb	4.8674	297.8	1.2256
Sn 189.925	-0.2608b	ppb	0.5471	209.7	-5.7098
Sr 216.596	19.9882b	ppb	0.1603	0.8	257.761
Ti 334.941	0.0485b	ppb	0.0156	32.2	-39.7764
Tl 190.794	-0.8403b	ppb	3.6362	432.7	-9.6394
V 292.401	-0.0789b	ppb	0.1197	151.7	-21.2105
Zn 206.200	4.6044b	ppb	0.4349	9.4	6.0130

680-106423-b-4-b (Samp) **10/22/2014, 10:45:53 PM** **Rack 3, Tube 10**

Weight: 1 **Volume: 1** **Dilution: 1**

Label	Replicates	Concentration	
Ag 328.068	0.1060	0.1344	0.0281
Al 308.215	6.5413	5.5186	6.2635
As 188.980	2.8803	-0.6543u	-2.7976u
B 249.678	12.6873	12.4902	12.6703
Ba 389.178	40.4778	41.2557	41.5868
Be 313.042	0.0183	0.0178	0.0164
Ca 370.602	4743	4761	4705
Cd 226.502	-0.0442u	0.1391	0.2069
Co 228.615	-0.2393u	-0.0832u	-0.0373u
Cr 267.716	0.7040	0.7925	0.8988
Cu 324.754	-0.2265u	-0.0966u	-0.1875u
Fe 271.441	-1.0298u	-0.2867u	3.0730
K 766.491	447.257	448.684	444.751
Mg 279.078	1794.16	1803.69	1801.61
Mn 257.610	29.9487	30.1156	29.8346
Mo 202.032	0.3679	-0.0006u	0.1376
Na 330.237	81757.1	81889.8	81689.3
Ni 231.604	4.8082	5.6687	4.9893
Pb 220.353	-1.6064u	0.6639	0.0883
Sb 206.834	0.6501	0.6705	2.5184
Se 196.026	4.7286	0.0676	10.7304
Sn 189.925	-0.6339u	-3.5226u	-1.0975u
Sr 216.596	13.0477	13.3620	13.2901
Ti 334.941	0.0065u	0.0217	0.0599
Tl 190.794	-0.5570u	-3.1454u	-0.1212u
V 292.401	0.1992	0.1543	-0.2762u
Zn 206.200	4.8013	5.6202	4.9835

Label	Sol'n Conc.	Units	SD	%RSD	Int. (c/s)
Ag 328.068	0.0895	ppb	0.0550	61.5	-18.0002
Al 308.215	6.1078	ppb	0.5289	8.7	544.356
As 188.980	-0.1905	ppb	2.8672	1504.7	-6.8799
B 249.678	12.6159	ppb	0.1092	0.9	257.405
Ba 389.178	41.1068	ppb	0.5693	1.4	852.424
Be 313.042	0.0175	ppb	0.0010	5.5	-261.698
Ca 370.602	4736	ppb	28.20	0.6	12984
Cd 226.502	0.1006	ppb	0.1299	129.2	25.2502
Co 228.615	-0.1199	ppb	0.1059	88.3	3.4451

Label	Sol'n Conc.	Units	SD	%RSD	Int. (c/s)
Cr 267.716	0.7984	ppb	0.0975	12.2	77.7899
Cu 324.754	-0.1702	ppb	0.0667	39.2	223.208
Fe 271.441	0.5855	ppb	2.1860	373.3	17.0728
K 766.491	446.897	ppb	1.9910	0.4	20062.5
Mg 279.078	1799.82	ppb	5.0138	0.3	4931.77
Mn 257.610	29.9663	ppb	0.1413	0.5	5647.38
Mo 202.032	0.1683	ppb	0.1861	110.6	7.5322
Na 330.237	81778.7	ppb	101.982	0.1	3934.31
Ni 231.604	5.1554	ppb	0.4537	8.8	9.6317
Pb 220.353	-0.2847	ppb	1.1802	414.5	6.7646
Sb 206.834	1.2797	ppb	1.0728	83.8	-4.1852
Se 196.026	5.1755	ppb	5.3454	103.3	4.2516
Sn 189.925	-1.7514	ppb	1.5514	88.6	-6.8424
Sr 216.596	13.2333	ppb	0.1647	1.2	172.172
Ti 334.941	0.0294	ppb	0.0275	93.6	-43.5005
Tl 190.794	-1.2745	ppb	1.6348	128.3	-10.1139
V 292.401	0.0257	ppb	0.2625	1020.0	-18.4127
Zn 206.200	5.1350	ppb	0.4300	8.4	6.5926

680-106423-b-4-bSD^5 (Samp) **10/22/2014, 10:50:10 PM** **Rack 3, Tube 11**

Weight: 1 **Volume: 1** **Dilution: 1**

Label	Replicates Concentration		
Ag 328.068	0.2384	0.0793	0.2821
Al 308.215	-1.3327u	0.9804	-0.0865u
As 188.980	-3.8488u	-1.0609u	0.5103
B 249.678	2.4939	2.6131	2.8910
Ba 389.178	8.4621	8.8473	8.7270
Be 313.042	0.0084	0.0040	0.0041
Ca 370.602	1052	1041	1027
Cd 226.502	0.1183	0.1715	0.0897
Co 228.615	0.1849	0.2372	0.4004
Cr 267.716	0.3558	0.2041	0.2827
Cu 324.754	-0.3661u	-0.1017u	-0.1095u
Fe 271.441	1.7726	-1.0140u	-0.5724u
K 766.491	91.4212	90.4285	90.1555
Mg 279.078	403.568	394.279	390.221
Mn 257.610	6.6606	6.5731	6.4646
Mo 202.032	-0.0997u	0.0790	0.1567
Na 330.237	17346.9	17038.8	16968.5
Ni 231.604	1.8289	1.0753	1.6119
Pb 220.353	1.5588	-0.3261u	1.8025
Sb 206.834	0.8992	1.3030	1.5286
Se 196.026	4.1420	-2.8897u	7.0083
Sn 189.925	-3.6912u	0.4964	-0.4132u
Sr 216.596	2.8021	3.3466	2.5718
Ti 334.941	-0.0342u	0.0288	-0.0079u
Tl 190.794	2.4977	-3.7509u	0.9583
V 292.401	-0.0112u	-0.1109u	0.0755
Zn 206.200	1.2507	1.4696	2.2251

Label	Sol'n Conc.	Units	SD	%RSD	Int. (c/s)
Ag 328.068	0.1999	ppb	0.1067	53.4	-8.2828
Al 308.215	-0.1463	ppb	1.1577	791.5	501.311

Label	Sol'n Conc.	Units	SD	%RSD	Int. (c/s)
As 188.980	-1.4665	ppb	2.2077	150.5	-7.7339
B 249.678	2.6660	ppb	0.2037	7.6	91.2271
Ba 389.178	8.6788	ppb	0.1971	2.3	124.505
Be 313.042	0.0055	ppb	0.0025	45.5	-277.641
Ca 370.602	1040	ppb	12.29	1.2	2864
Cd 226.502	0.1265	ppb	0.0415	32.8	26.7712
Co 228.615	0.2742	ppb	0.1124	41.0	7.9770
Cr 267.716	0.2809	ppb	0.0759	27.0	47.7455
Cu 324.754	-0.1924	ppb	0.1504	78.2	221.566
Fe 271.441	0.0621	ppb	1.4978	2413.2	16.2913
K 766.491	90.6684	ppb	0.6661	0.7	4272.94
Mg 279.078	396.022	ppb	6.8423	1.7	1103.57
Mn 257.610	6.5661	ppb	0.0982	1.5	1272.98
Mo 202.032	0.0453	ppb	0.1315	290.1	6.6915
Na 330.237	17118.0	ppb	201.283	1.2	842.238
Ni 231.604	1.5054	ppb	0.3879	25.8	-1.7044
Pb 220.353	1.0117	ppb	1.1650	115.1	8.8146
Sb 206.834	1.2436	ppb	0.3189	25.6	-4.2439
Se 196.026	2.7535	ppb	5.0930	185.0	3.1700
Sn 189.925	-1.2027	ppb	2.2026	183.1	-6.4482
Sr 216.596	2.9068	ppb	0.3978	13.7	41.8314
Ti 334.941	-0.0044	ppb	0.0316	715.5	-50.7404
Tl 190.794	-0.0983	ppb	3.2556	3311.7	-8.8416
V 292.401	-0.0155	ppb	0.0932	600.0	-18.9812
Zn 206.200	1.6485	ppb	0.5112	31.0	2.7847

680-106423-b-4-bPDS (Samp) **10/22/2014, 10:54:28 PM** **Rack 3, Tube 12**

Weight: 1 **Volume: 1** **Dilution: 1**

Label	Replicates Concentration		
Ag 328.068	98.2633	98.3870	98.3488
Al 308.215	974.339	975.456	975.337
As 188.980	98.6315	95.2176	96.0033
B 249.678	204.768	205.784	206.917
Ba 389.178	128.232	128.363	127.529
Be 313.042	100.109	100.316	100.418
Ca 370.602	14953	15025	15044
Cd 226.502	98.3073	98.3820	98.2407
Co 228.615	100.070	99.4406	99.1281
Cr 267.716	101.731	101.866	102.113
Cu 324.754	102.337	102.041	102.320
Fe 271.441	9841.96	9837.68	9853.79
K 766.491	11405.2	11398.1	11447.0
Mg 279.078	11431.2	11451.7	11450.3
Mn 257.610	1061.69	1067.09	1069.76
Mo 202.032	99.2357	100.488	99.7163
Na 330.237	96912.9x	97165.9x	97217.8x
Ni 231.604	104.375	103.363	103.928
Pb 220.353	99.8599	102.526	98.4716
Sb 206.834	96.2696	92.3619	90.7107
Se 196.026	97.5505	93.3554	99.7773
Sn 189.925	99.8762	101.264	96.6784
Sr 216.596	112.639	112.654	112.611
Ti 334.941	99.7066	99.7804	100.011

Label	Replicates Concentration		
Tl 190.794	21.2674	18.6594	20.8288
V 292.401	99.6883	100.459	100.661
Zn 206.200	99.9323	102.099	102.521

Label	Sol'n Conc.	Units	SD	%RSD	Int. (c/s)
Ag 328.068	98.3330b	ppb	0.0634	0.1	8384.57
Al 308.215	975.044b	ppb	0.6132	0.1	7243.47
As 188.980	96.6175b	ppb	1.7879	1.9	57.8294
B 249.678	205.823b	ppb	1.0752	0.5	3463.03
Ba 389.178	128.041b	ppb	0.4483	0.4	2818.24
Be 313.042	100.281b	ppb	0.1572	0.2	183206
Ca 370.602	15007b	ppb	48.13	0.3	41054
Cd 226.502	98.3100b	ppb	0.0707	0.1	4335.97
Co 228.615	99.5462b	ppb	0.4798	0.5	1150.33
Cr 267.716	101.903b	ppb	0.1937	0.2	5672.65
Cu 324.754	102.233b	ppb	0.1661	0.2	7786.08
Fe 271.441	9844.47b	ppb	8.3440	0.1	15689.0
K 766.491	11416.8b	ppb	26.4093	0.2	506293
Mg 279.078	11444.4b	ppb	11.4349	0.1	31214.5
Mn 257.610	1066.18b	ppb	4.1093	0.4	199047
Mo 202.032	99.8133b	ppb	0.6317	0.6	688.429
Na 330.237	97098.9xb	ppb	163.129	0.2	4662.01
Ni 231.604	103.889b	ppb	0.5073	0.5	316.839
Pb 220.353	100.286b	ppb	2.0607	2.1	166.939
Sb 206.834	93.1141b	ppb	2.8548	3.1	129.957
Se 196.026	96.8944b	ppb	3.2608	3.4	45.3288
Sn 189.925	99.2730b	ppb	2.3517	2.4	69.6018
Sr 216.596	112.635b	ppb	0.0219	0.0	1425.73
Ti 334.941	99.8328b	ppb	0.1590	0.2	29815.3
Tl 190.794	20.2518b	ppb	1.3964	6.9	12.6948
V 292.401	100.269b	ppb	0.5132	0.5	2532.55
Zn 206.200	101.517b	ppb	1.3888	1.4	111.138

Cont Calib Verif (CCV) **10/22/2014, 10:58:45 PM** **Rack 3, Tube 13**

Weight: 1 **Volume: 1** **Dilution: 1**

Label	Replicates Concentration		
Ag 328.068	497.931	499.306	497.727
Al 308.215	4727.52	4725.65	4739.90
As 188.980	455.029	468.906	471.903
B 249.678	475.380	477.940	481.351
Ba 389.178	4916.09	4909.49	4920.70
Be 313.042	491.985	490.715	491.435
Ca 370.602	4888	4860	4841
Cd 226.502	488.819	488.882	489.509
Co 228.615	494.187	492.035	492.999
Cr 267.716	4920.47	4913.92	4912.29
Cu 324.754	4922.34	4985.10	4980.39
Fe 271.441	4849.34	4830.41	4843.58
K 766.491	9890.47	9842.69	9894.17
Mg 279.078	4799.17	4802.43	4814.73
Mn 257.610	4975.22	4937.71	4919.70
Mo 202.032	484.440	485.625	487.169
Na 330.237	7438.98	7233.67	7506.82

Label	Replicates Concentration		
Ni 231.604	2466.88	2468.35	2479.72
Pb 220.353	490.608	489.476	494.050
Sb 206.834	935.033	929.397	930.766
Se 196.026	4809.13	4804.79	4826.96
Sn 189.925	4854.51	4849.44	4912.09
Sr 216.596	2454.85	2455.97	2438.79
Ti 334.941	484.812	483.757	484.391
Tl 190.794	4944.46	4933.66	4925.33
V 292.401	4883.95	4860.52	4858.85
Zn 206.200	2447.17	2455.92	2464.67

Label	Sol'n Conc.	Units	SD	%RSD	Int. (c/s)	QC Value
Ag 328.068	498.321	ppb	0.8588	0.2	42546.1	99.66422
Al 308.215	4731.02	ppb	7.7460	0.2	33582.6	94.62040
As 188.980	465.280	ppb	9.0026	1.9	304.533	93.05590
B 249.678	478.224	ppb	2.9956	0.6	8037.00	95.64480
Ba 389.178	4915.43	ppb	5.6329	0.1	109993	98.30856
Be 313.042	491.378	ppb	0.6366	0.1	899101	98.27567
Ca 370.602	4863	ppb	23.76	0.5	13640	97.26336
Cd 226.502	489.070	ppb	0.3816	0.1	21319.5	97.81395
Co 228.615	493.074	ppb	1.0777	0.2	5682.92	98.61473
Cr 267.716	4915.56	ppb	4.3272	0.1	271608	98.31117
Cu 324.754	4962.61	ppb	34.9553	0.7	366362	99.25219
Fe 271.441	4841.11	ppb	9.7046	0.2	7827.44	96.82222
K 766.491	9875.78	ppb	28.7119	0.3	437990	98.75778
Mg 279.078	4805.44	ppb	8.2102	0.2	13025.2	96.10886
Mn 257.610	4944.21	ppb	28.3217	0.6	922458	98.88422
Mo 202.032	485.745	ppb	1.3687	0.3	3322.83	97.14896
Na 330.237	7393.15	ppb	142.223	1.9	314.512	98.57538
Ni 231.604	2471.65	ppb	7.0263	0.3	7668.32	98.86593
Pb 220.353	491.378	ppb	2.3821	0.5	790.533	98.27560
Sb 206.834	931.732	ppb	2.9398	0.3	1407.30	93.17320
Se 196.026	4813.63	ppb	11.7501	0.2	2142.29	96.27250
Sn 189.925	4872.01	ppb	34.8000	0.7	3680.82	97.44026
Sr 216.596	2449.87	ppb	9.6099	0.4	30533.9	97.99480
Ti 334.941	484.320	ppb	0.5310	0.1	144773	96.86403
Tl 190.794	4934.49	ppb	9.5907	0.2	5382.32	98.68972
V 292.401	4867.77	ppb	14.0340	0.3	124308	97.35543
Zn 206.200	2455.92	ppb	8.7500	0.4	2668.98	98.23679

Cont Calib Blank (CCB) **10/22/2014, 11:03:03 PM** **Rack 3, Tube 14**

Weight: 1 **Volume: 1** **Dilution: 1**

Label	Replicates Concentration		
Ag 328.068	0.5375	0.0899	0.4211
Al 308.215	-1.2168u	-1.1415u	-1.5466u
As 188.980	5.1728	-4.1282u	-0.2279u
B 249.678	8.5791	7.7304	6.6092
Ba 389.178	1.1646	0.4579	0.3673
Be 313.042	0.0598	0.0661	0.0544
Ca 370.602	2.992	5.915	2.932
Cd 226.502	0.2446	0.1317	0.1348
Co 228.615	0.0817	0.4638	0.1632
Cr 267.716	0.7629	0.5624	0.7241

Label	Replicates	Concentration	
Cu 324.754	0.4287	0.4850	0.2435
Fe 271.441	1.7425	3.1727	4.9398
K 766.491	2.1461	2.2695	1.5109
Mg 279.078	1.9675	2.6529	0.1150
Mn 257.610	0.8069	0.7065	0.7478
Mo 202.032	0.6088	1.2142	0.7986
Na 330.237	172.001	135.038	70.4813
Ni 231.604	0.5686	1.4565	1.0259
Pb 220.353	0.6293	0.8622	0.2454
Sb 206.834	4.1941	1.1561	1.0378
Se 196.026	0.6244	-1.1096u	3.2640
Sn 189.925	2.7099	-2.3568u	-0.0612u
Sr 216.596	0.2927	0.6901	0.5186
Ti 334.941	0.1682	0.1388	0.1234
Tl 190.794	3.5041	0.2374	1.8130
V 292.401	0.9716	0.5967	0.7485
Zn 206.200	1.3164	1.0867	-1.1088u

Label	Sol'n Conc.	Units	SD	%RSD	Int. (c/s)	QC Value
Ag 328.068	0.3495	ppb	0.2322	66.4	4.5653	0.34951
Al 308.215	-1.3016	ppb	0.2155	16.6	493.488	-1.30161
As 188.980	0.2722	ppb	4.6707	1715.7	-6.5705	0.27223
B 249.678	7.6395	ppb	0.9881	12.9	174.301	7.63954
Ba 389.178	0.6633	ppb	0.4365	65.8	-55.4848	0.66326
Be 313.042	0.0601	ppb	0.0058	9.7	-176.219	0.06009
Ca 370.602	3.946	ppb	1.705	43.2	28.31	3.94640
Cd 226.502	0.1704	ppb	0.0643	37.7	28.7916	0.17036
Co 228.615	0.2362	ppb	0.2013	85.2	7.5223	0.23623
Cr 267.716	0.6831	ppb	0.1063	15.6	69.5872	0.68315
Cu 324.754	0.3857	ppb	0.1264	32.8	264.247	0.38572
Fe 271.441	3.2850	ppb	1.6016	48.8	21.4262	3.28496
K 766.491	1.9755	ppb	0.4070	20.6	341.703	1.97550
Mg 279.078	1.5785	ppb	1.3129	83.2	27.8887	1.57846
Mn 257.610	0.7537	ppb	0.0505	6.7	186.103	0.75370
Mo 202.032	0.8739	ppb	0.3097	35.4	12.3571	0.87389
Na 330.237	125.840	ppb	51.3809	40.8	29.6735	125.83997
Ni 231.604	1.0170	ppb	0.4440	43.7	-3.2209	1.01701
Pb 220.353	0.5790	ppb	0.3115	53.8	8.1266	0.57895
Sb 206.834	2.1293	ppb	1.7891	84.0	-2.9571	2.12935
Se 196.026	0.9262	ppb	2.2024	237.8	2.3567	0.92623
Sn 189.925	0.0973	ppb	2.5371	2607.9	-5.4701	0.09729
Sr 216.596	0.5005	ppb	0.1993	39.8	11.3834	0.50049
Ti 334.941	0.1435	ppb	0.0228	15.9	-5.8060	0.14351
Tl 190.794	1.8515	ppb	1.6337	88.2	-6.7198	1.85151
V 292.401	0.7723	ppb	0.1886	24.4	1.1699	0.77226
Zn 206.200	0.4315	ppb	1.3388	310.3	1.4534	0.43146

680-106423-b-4-c ms (Samp) **10/22/2014, 11:07:20 PM** **Rack 3, Tube 15**

Weight: 1 **Volume: 1** **Dilution: 1**

Label	Replicates	Concentration	
Ag 328.068	138.271	137.277	138.514
Al 308.215	1374.26	1370.36	1369.25
As 188.980	137.288	133.254	143.114

Label	Replicates Concentration		
B 249.678	283.047	283.457	284.603
Ba 389.178	150.304	149.992	149.370
Be 313.042	140.878	140.823	140.658
Ca 370.602	17759	17823	17871
Cd 226.502	138.387	138.978	138.458
Co 228.615	140.072	140.435	139.995
Cr 267.716	141.593	141.883	141.907
Cu 324.754	144.850	143.447	145.104
Fe 271.441	13869.8	13869.0	13862.6
K 766.491	15041.7	15022.4	15006.0
Mg 279.078	14802.6	14808.2	14798.6
Mn 257.610	1473.78	1476.66	1482.55
Mo 202.032	139.184	139.369	140.110
Na 330.237	76425.0	76193.0	76089.1
Ni 231.604	142.473	143.382	143.899
Pb 220.353	140.347	141.161	134.637
Sb 206.834	135.147	133.952	136.171
Se 196.026	138.582	142.074	146.005
Sn 189.925	133.020	134.029	138.571
Sr 216.596	148.352	149.907	148.713
Ti 334.941	141.058	140.693	140.534
Tl 190.794	27.5051	28.6196	27.7264
V 292.401	141.640	141.335	141.566
Zn 206.200	142.976	144.263	144.103

Label	Sol'n Conc.	Units	SD	%RSD	Int. (c/s)
Ag 328.068	138.021	ppb	0.6554	0.5	11779.1
Al 308.215	1371.29	ppb	2.6316	0.2	9983.04
As 188.980	137.885	ppb	4.9572	3.6	85.4158
B 249.678	283.702	ppb	0.8066	0.3	4755.10
Ba 389.178	149.889	ppb	0.4758	0.3	3314.53
Be 313.042	140.786	ppb	0.1145	0.1	257327
Ca 370.602	17818	ppb	55.87	0.3	48729
Cd 226.502	138.608	ppb	0.3223	0.2	6104.91
Co 228.615	140.167	ppb	0.2346	0.2	1617.80
Cr 267.716	141.794	ppb	0.1747	0.1	7879.62
Cu 324.754	144.467	ppb	0.8922	0.6	10905.2
Fe 271.441	13867.1	ppb	3.9707	0.0	22093.3
K 766.491	15023.4	ppb	17.8498	0.1	666152
Mg 279.078	14803.1	ppb	4.8159	0.0	40366.2
Mn 257.610	1477.66	ppb	4.4724	0.3	275844
Mo 202.032	139.554	ppb	0.4901	0.4	959.982
Na 330.237	76235.7	ppb	171.971	0.2	3662.23
Ni 231.604	143.252	ppb	0.7220	0.5	439.320
Pb 220.353	138.715	ppb	3.5548	2.6	228.162
Sb 206.834	135.090	ppb	1.1104	0.8	191.273
Se 196.026	142.220	ppb	3.7138	2.6	65.5994
Sn 189.925	135.207	ppb	2.9573	2.2	96.7839
Sr 216.596	148.991	ppb	0.8136	0.5	1884.22
Ti 334.941	140.762	ppb	0.2689	0.2	42061.4
Tl 190.794	27.9503	ppb	0.5901	2.1	20.8165
V 292.401	141.514	ppb	0.1589	0.1	3582.55
Zn 206.200	143.781	ppb	0.7014	0.5	157.008

680-106423-b-4-d msd (Samp) **10/22/2014, 11:11:37 PM** **Rack 3, Tube 16**

Weight: 1 **Volume: 1** **Dilution: 1**

Label	Replicates Concentration		
Ag 328.068	141.862	141.922	142.607
Al 308.215	1412.59	1411.02	1417.09
As 188.980	145.568	142.160	146.540
B 249.678	293.189	292.865	293.717
Ba 389.178	154.622	153.541	154.694
Be 313.042	145.379	145.180	145.295
Ca 370.602	18366	18322	18252
Cd 226.502	142.521	142.348	142.408
Co 228.615	144.920	145.677	144.780
Cr 267.716	146.883	146.425	146.704
Cu 324.754	148.789	149.134	148.285
Fe 271.441	14301.9	14309.7	14271.1
K 766.491	15496.9	15517.1	15509.2
Mg 279.078	15211.1	15173.4	15202.0
Mn 257.610	1529.05	1522.63	1516.28
Mo 202.032	143.578	144.555	145.079
Na 330.237	77732.2	77773.5	78028.9
Ni 231.604	145.047	146.781	147.698
Pb 220.353	141.242	143.283	141.241
Sb 206.834	136.980	139.558	140.496
Se 196.026	143.287	145.543	138.612
Sn 189.925	138.843	142.585	139.519
Sr 216.596	152.822	152.715	152.764
Ti 334.941	145.610	145.608	145.705
Tl 190.794	29.0199	25.9267	26.9924
V 292.401	146.535	145.798	146.184
Zn 206.200	145.562	146.124	147.387

Label	Sol'n Conc.	Units	SD	%RSD	Int. (c/s)
Ag 328.068	142.130	ppb	0.4139	0.3	12130.6
Al 308.215	1413.56	ppb	3.1527	0.2	10275.3
As 188.980	144.756	ppb	2.3001	1.6	90.0107
B 249.678	293.257	ppb	0.4302	0.1	4913.76
Ba 389.178	154.286	ppb	0.6458	0.4	3413.79
Be 313.042	145.284	ppb	0.1001	0.1	265559
Ca 370.602	18313	ppb	57.29	0.3	50084
Cd 226.502	142.425	ppb	0.0878	0.1	6272.64
Co 228.615	145.126	ppb	0.4823	0.3	1674.87
Cr 267.716	146.671	ppb	0.2304	0.2	8149.44
Cu 324.754	148.736	ppb	0.4268	0.3	11220.5
Fe 271.441	14294.2	ppb	20.4492	0.1	22773.3
K 766.491	15507.7	ppb	10.1587	0.1	687620
Mg 279.078	15195.5	ppb	19.6719	0.1	41435.4
Mn 257.610	1522.65	ppb	6.3871	0.4	284241
Mo 202.032	144.404	ppb	0.7621	0.5	993.123
Na 330.237	77844.8	ppb	160.713	0.2	3739.01
Ni 231.604	146.509	ppb	1.3465	0.9	449.460
Pb 220.353	141.922	ppb	1.1790	0.8	233.278
Sb 206.834	139.011	ppb	1.8208	1.3	197.008
Se 196.026	142.481	ppb	3.5355	2.5	65.7292
Sn 189.925	140.316	ppb	1.9939	1.4	100.650
Sr 216.596	152.767	ppb	0.0536	0.0	1931.97

Label	Sol'n Conc.	Units	SD	%RSD	Int. (c/s)
Ti 334.941	145.641	ppb	0.0555	0.0	43520.9
Tl 190.794	27.3130	ppb	1.5713	5.8	20.0948
V 292.401	146.172	ppb	0.3687	0.3	3701.13
Zn 206.200	146.358	ppb	0.9346	0.6	159.789

CRI (Samp) **10/22/2014, 11:15:55 PM** **Rack 3, Tube 17**

Weight: 1 **Volume: 1** **Dilution: 1**

Label	Replicates Concentration		
Ag 328.068	10.7341	11.1486	11.1774
Al 308.215	201.234	205.187	205.309
As 188.980	19.6291	17.4577	20.7997
B 249.678	107.836	107.336	108.181
Ba 389.178	10.1834	10.4909	10.0769
Be 313.042	4.2498	4.2812	4.3007
Ca 370.602	520.1	524.7	533.5
Cd 226.502	5.3006	5.3430	5.3623
Co 228.615	10.3076	10.8505	10.9840
Cr 267.716	10.4940	10.6262	10.3862
Cu 324.754	21.4992	21.5012	21.8923
Fe 271.441	56.2015	58.5782	54.6941
K 766.491	1073.95	1083.56	1082.21
Mg 279.078	512.533	521.542	520.568
Mn 257.610	11.9404	12.0851	12.1420
Mo 202.032	10.9858	11.1937	10.7207
Na 330.237	1117.34	1181.32	1111.82
Ni 231.604	41.7411	43.3401	43.1278
Pb 220.353	12.3274	9.1746	9.4020
Sb 206.834	20.7431	22.7784	21.1764
Se 196.026	28.7027	16.9083	21.9612
Sn 189.925	51.6991	52.8093	57.2231
Sr 216.596	10.5669	11.0836	9.9240
Ti 334.941	10.4723	10.5733	10.5668
Tl 190.794	28.5446	23.6511	26.8704
V 292.401	10.6470	10.3975	10.6072
Zn 206.200	21.7808	22.7769	21.8651

Label	Sol'n Conc.	Units	SD	%RSD	Int. (c/s)
Ag 328.068	11.0200	ppb	0.2481	2.3	916.886
Al 308.215	203.910	ppb	2.3185	1.1	1907.01
As 188.980	19.2955	ppb	1.6958	8.8	6.1606
B 249.678	107.784	ppb	0.4246	0.4	1847.14
Ba 389.178	10.2504	ppb	0.2150	2.1	159.961
Be 313.042	4.2772	ppb	0.0257	0.6	7539.93
Ca 370.602	526.1	ppb	6.806	1.3	1462
Cd 226.502	5.3353	ppb	0.0316	0.6	253.723
Co 228.615	10.7140	ppb	0.3582	3.3	128.004
Cr 267.716	10.5021	ppb	0.1202	1.1	612.096
Cu 324.754	21.6309	ppb	0.2264	1.0	1832.16
Fe 271.441	56.4913	ppb	1.9582	3.5	107.428
K 766.491	1079.90	ppb	5.2020	0.5	48119.9
Mg 279.078	518.214	ppb	4.9440	1.0	1436.64
Mn 257.610	12.0558	ppb	0.1040	0.9	2298.11
Mo 202.032	10.9667	ppb	0.2371	2.2	81.3689

Label	Sol'n Conc.	Units	SD	%RSD	Int. (c/s)
Na 330.237	1136.82	ppb	38.6303	3.4	77.4529
Ni 231.604	42.7364	ppb	0.8684	2.0	126.314
Pb 220.353	10.3013	ppb	1.7583	17.1	23.5296
Sb 206.834	21.5660	ppb	1.0721	5.0	25.4178
Se 196.026	22.5241	ppb	5.9173	26.3	11.9579
Sn 189.925	53.9105	ppb	2.9220	5.4	35.2474
Sr 216.596	10.5248	ppb	0.5809	5.5	135.531
Ti 334.941	10.5375	ppb	0.0566	0.5	3102.87
Tl 190.794	26.3554	ppb	2.4871	9.4	20.0147
V 292.401	10.5505	ppb	0.1340	1.3	249.642
Zn 206.200	22.1409	ppb	0.5524	2.5	25.1425

mb 680-354710/1-a (Samp) **10/22/2014, 11:20:12 PM** **Rack 3, Tube 18**

Weight: 1 **Volume: 1** **Dilution: 1**

Label	Replicates	Concentration	
Ag 328.068	0.1799	0.1079	0.2095
Al 308.215	-0.3010u	-1.6117u	1.1107
As 188.980	-1.8559u	-2.7617u	2.7572
B 249.678	4.4340	3.8992	3.4925
Ba 389.178	-0.4306u	0.7200	0.5398
Be 313.042	-0.0010u	0.0070	0.0031
Ca 370.602	5.046	2.951	5.813
Cd 226.502	0.0516	0.0597	0.0076
Co 228.615	0.2212	0.3692	0.0426
Cr 267.716	0.2511	0.0872	0.0448
Cu 324.754	0.0152	-0.2668u	0.0037
Fe 271.441	-0.6495u	4.0064	-2.8780u
K 766.491	0.6524	0.4158	0.6362
Mg 279.078	-0.3159u	0.5233	-2.2399u
Mn 257.610	-0.0440u	-0.0288u	-0.0797u
Mo 202.032	0.5581	0.3909	0.3054
Na 330.237	104.711	-30.1279u	258.561
Ni 231.604	1.1288	0.7989	0.6236
Pb 220.353	2.5441	0.0181	1.0635
Sb 206.834	-0.0642u	0.3749	1.8336
Se 196.026	5.5896	0.1918	5.3254
Sn 189.925	-0.6430u	0.3236	0.2980
Sr 216.596	0.3478	0.1546	0.2002
Ti 334.941	0.0524	0.0402	0.0291
Tl 190.794	3.9365	-1.6422u	-1.4370u
V 292.401	0.0059	0.0781	-0.0159u
Zn 206.200	1.8130	2.2149	4.1964

Label	Sol'n Conc.	Units	SD	%RSD	Int. (c/s)
Ag 328.068	0.1657	ppb	0.0522	31.5	-11.1363
Al 308.215	-0.2673	ppb	1.3615	509.3	500.484
As 188.980	-0.6201	ppb	2.9597	477.3	-7.1676
B 249.678	3.9419	ppb	0.4722	12.0	112.521
Ba 389.178	0.2764	ppb	0.6189	223.9	-64.1528
Be 313.042	0.0030	ppb	0.0040	132.7	-280.621
Ca 370.602	4.604	ppb	1.481	32.2	30.04
Cd 226.502	0.0396	ppb	0.0280	70.8	23.1003
Co 228.615	0.2110	ppb	0.1635	77.5	7.2416

Label	Sol'n Conc.	Units	SD	%RSD	Int. (c/s)
Cr 267.716	0.1277	ppb	0.1090	85.3	38.9050
Cu 324.754	-0.0826	ppb	0.1596	193.1	229.684
Fe 271.441	0.1596	ppb	3.5128	2200.7	16.4162
K 766.491	0.5681	ppb	0.1322	23.3	279.322
Mg 279.078	-0.6775	ppb	1.4166	209.1	21.7522
Mn 257.610	-0.0508	ppb	0.0261	51.4	35.9987
Mo 202.032	0.4181	ppb	0.1285	30.7	9.2411
Na 330.237	111.048	ppb	144.449	130.1	28.8930
Ni 231.604	0.8504	ppb	0.2565	30.2	-3.7377
Pb 220.353	1.2086	ppb	1.2693	105.0	9.1249
Sb 206.834	0.7147	ppb	0.9935	139.0	-5.0243
Se 196.026	3.7023	ppb	3.0430	82.2	3.5902
Sn 189.925	-0.0071	ppb	0.5508	7712.8	-5.5491
Sr 216.596	0.2342	ppb	0.1010	43.1	8.0618
Ti 334.941	0.0406	ppb	0.0116	28.7	-36.5967
Tl 190.794	0.2857	ppb	3.1633	1107.0	-8.4284
V 292.401	0.0227	ppb	0.0492	216.8	-17.9234
Zn 206.200	2.7415	ppb	1.2760	46.5	3.9794

lcs 680-354710/2-a (Samp) **10/22/2014, 11:24:29 PM** **Rack 3, Tube 19**

Weight: 1 **Volume: 1** **Dilution: 1**

Label	Replicates Concentration		
Ag 328.068	51.4105	52.1665	51.6478
Al 308.215	4853.06	4863.22	4847.81
As 188.980	99.0116	103.473	101.976
B 249.678	197.606	199.458	198.600
Ba 389.178	100.967	100.781	100.396
Be 313.042	51.8454	51.9520	51.8018
Ca 370.602	4964	4972	4940
Cd 226.502	50.8882	51.1464	50.7538
Co 228.615	50.8283	50.5856	50.3808
Cr 267.716	102.339	101.942	102.105
Cu 324.754	101.598	102.028	101.567
Fe 271.441	4975.96	4979.84	4971.03
K 766.491	5015.63	5028.10	5025.26
Mg 279.078	4905.25	4904.07	4878.50
Mn 257.610	520.908	520.747	517.664
Mo 202.032	100.141	99.5334	99.9534
Na 330.237	4887.55	4830.22	4868.68
Ni 231.604	100.315	100.454	100.232
Pb 220.353	502.987	503.686	499.926
Sb 206.834	49.5290	51.9057	48.7079
Se 196.026	104.242	103.080	96.5810
Sn 189.925	197.816	196.154	193.339
Sr 216.596	99.3716	100.400	100.010
Ti 334.941	100.582	100.934	100.607
Tl 190.794	35.9027	42.7452	42.9461
V 292.401	100.902	101.489	100.438
Zn 206.200	105.240	104.675	103.537

Label	Sol'n Conc.	Units	SD	%RSD	Int. (c/s)
Ag 328.068	51.7416	ppb	0.3866	0.7	4398.47
Al 308.215	4854.69	ppb	7.8327	0.2	33928.6

Label	Sol'n Conc.	Units	SD	%RSD	Int. (c/s)
As 188.980	101.487	ppb	2.2707	2.2	61.1613
B 249.678	198.555	ppb	0.9272	0.5	3352.28
Ba 389.178	100.714	ppb	0.2912	0.3	2194.62
Be 313.042	51.8664	ppb	0.0773	0.1	94617.9
Ca 370.602	4959	ppb	16.72	0.3	13591
Cd 226.502	50.9295	ppb	0.1995	0.4	2256.37
Co 228.615	50.5982	ppb	0.2240	0.4	586.792
Cr 267.716	102.128	ppb	0.1996	0.2	5678.63
Cu 324.754	101.731	ppb	0.2578	0.3	7746.93
Fe 271.441	4975.61	ppb	4.4176	0.1	7938.17
K 766.491	5023.00	ppb	6.5367	0.1	222894
Mg 279.078	4895.94	ppb	15.1170	0.3	13364.1
Mn 257.610	519.773	ppb	1.8285	0.4	97056.8
Mo 202.032	99.8761	ppb	0.3113	0.3	689.088
Na 330.237	4862.15	ppb	29.2206	0.6	252.231
Ni 231.604	100.334	ppb	0.1121	0.1	305.504
Pb 220.353	502.200	ppb	1.9993	0.4	803.674
Sb 206.834	50.0475	ppb	1.6607	3.3	66.7884
Se 196.026	101.301	ppb	4.1287	4.1	47.1231
Sn 189.925	195.770	ppb	2.2635	1.2	142.585
Sr 216.596	99.9269	ppb	0.5190	0.5	1257.16
Ti 334.941	100.708	ppb	0.1963	0.2	30072.4
Tl 190.794	40.5313	ppb	4.0097	9.9	35.0391
V 292.401	100.943	ppb	0.5264	0.5	2548.69
Zn 206.200	104.484	ppb	0.8676	0.8	114.606

680-106407-a-9-d (Samp) **10/22/2014, 11:28:46 PM** **Rack 3, Tube 20**

Weight: 1 **Volume: 1** **Dilution: 1**

Label	Replicates Concentration		
Ag 328.068	0.3094	0.1986	0.0327
Al 308.215	9.6574	8.5307	9.5869
As 188.980	1.7511	-1.1494u	-0.2082u
B 249.678	13.0128	12.0793	12.3881
Ba 389.178	66.5605	67.2466	65.9469
Be 313.042	0.1381	0.1431	0.1393
Ca 370.602	10378	10399	10376
Cd 226.502	0.7679	0.6118	0.7789
Co 228.615	7.2802	7.4265	6.7897
Cr 267.716	3.6715	3.6117	3.6661
Cu 324.754	0.5064	0.3719	0.3008
Fe 271.441	37.8120	36.1111	35.1579
K 766.491	1809.04	1807.96	1806.43
Mg 279.078	6095.42	6104.16	6065.15
Mn 257.610	130.141	130.437	130.286
Mo 202.032	0.1581	0.3507	-0.3746u
Na 330.237	3606.45	3513.36	3571.77
Ni 231.604	28.3854	28.3213	28.0887
Pb 220.353	-1.5782u	-0.5034u	-1.0250u
Sb 206.834	0.1545	-0.5256u	1.7095
Se 196.026	6.6916	-4.0908u	6.3844
Sn 189.925	-4.1601u	2.0820	-0.7941u
Sr 216.596	34.2148	34.0543	34.4177
Ti 334.941	0.0603	0.0265	0.0239

Label	Replicates	Concentration	
Tl 190.794	-0.1326u	-3.1241u	0.5942
V 292.401	-0.4046u	-0.0298u	-0.0819u
Zn 206.200	28.7146	27.0876	26.6764

Label	Sol'n Conc.	Units	SD	%RSD	Int. (c/s)
Ag 328.068	0.1803	ppb	0.1392	77.2	-10.5266
Al 308.215	9.2584	ppb	0.6311	6.8	566.019
As 188.980	0.1312	ppb	1.4797	1128.1	-6.6647
B 249.678	12.4934	ppb	0.4756	3.8	255.263
Ba 389.178	66.5847	ppb	0.6502	1.0	1428.81
Be 313.042	0.1402	ppb	0.0026	1.8	-26.7355
Ca 370.602	10384	ppb	12.64	0.1	28446
Cd 226.502	0.7196	ppb	0.0935	13.0	52.8902
Co 228.615	7.1655	ppb	0.3335	4.7	87.2792
Cr 267.716	3.6498	ppb	0.0331	0.9	234.247
Cu 324.754	0.3930	ppb	0.1044	26.6	264.780
Fe 271.441	36.3603	ppb	1.3445	3.7	74.8775
K 766.491	1807.81	ppb	1.3107	0.1	80383.8
Mg 279.078	6088.25	ppb	20.4709	0.3	16625.9
Mn 257.610	130.288	ppb	0.1484	0.1	24391.6
Mo 202.032	0.0448	ppb	0.3757	839.2	6.6860
Na 330.237	3563.86	ppb	47.0476	1.3	193.396
Ni 231.604	28.2651	ppb	0.1561	0.6	81.3818
Pb 220.353	-1.0355	ppb	0.5375	51.9	5.5975
Sb 206.834	0.4461	ppb	1.1457	256.8	-5.3669
Se 196.026	2.9951	ppb	6.1384	205.0	3.3053
Sn 189.925	-0.9574	ppb	3.1243	326.3	-6.2670
Sr 216.596	34.2289	ppb	0.1821	0.5	435.971
Ti 334.941	0.0369	ppb	0.0203	55.1	-26.9792
Tl 190.794	-0.8875	ppb	1.9708	222.1	-9.6228
V 292.401	-0.1721	ppb	0.2030	118.0	-22.9332
Zn 206.200	27.4929	ppb	1.0778	3.9	31.0129

680-106407-a-9-dSD^5 (Samp) **10/22/2014, 11:33:04 PM** **Rack 3, Tube 21**
Weight: 1 **Volume: 1** **Dilution: 1**

Label	Replicates	Concentration	
Ag 328.068	0.3131	0.2885	0.0039
Al 308.215	-1.5212u	-0.3605u	-1.1678u
As 188.980	1.1607	-1.0034u	1.2582
B 249.678	3.3067	3.1627	3.2538
Ba 389.178	14.8309	14.1276	13.6847
Be 313.042	0.0312	0.0278	0.0338
Ca 370.602	2244	2187	2144
Cd 226.502	0.2276	0.2188	0.2065
Co 228.615	1.8467	2.0468	1.5406
Cr 267.716	0.8223	0.8058	0.7970
Cu 324.754	-0.1587u	-0.2842u	-0.3289u
Fe 271.441	7.8514	10.6448	9.2012
K 766.491	402.788	393.755	384.098
Mg 279.078	1326.79	1299.87	1266.17
Mn 257.610	28.3747	27.8266	27.0888
Mo 202.032	-0.0624u	0.0465	0.2828
Na 330.237	897.225	833.651	963.630

Label	Replicates Concentration		
Ni 231.604	6.5887	6.5129	6.0503
Pb 220.353	1.5257	0.2984	-0.8796u
Sb 206.834	1.0017	-1.7085u	-1.8691u
Se 196.026	7.1251	7.0293	-0.0878u
Sn 189.925	-0.3073u	-1.5123u	2.2665
Sr 216.596	7.6405	7.6941	6.9790
Ti 334.941	-0.0280u	0.0407	0.0385
Tl 190.794	-2.3335u	0.9576	2.2467
V 292.401	0.1729	0.4085	-0.0333u
Zn 206.200	5.2259	6.8114	6.8511

Label	Sol'n Conc.	Units	SD	%RSD	Int. (c/s)
Ag 328.068	0.2018	ppb	0.1718	85.1	-8.1859
Al 308.215	-1.0165	ppb	0.5950	58.5	495.335
As 188.980	0.4718	ppb	1.2785	271.0	-6.4367
B 249.678	3.2411	ppb	0.0728	2.2	100.788
Ba 389.178	14.2144	ppb	0.5780	4.1	249.694
Be 313.042	0.0309	ppb	0.0030	9.7	-228.892
Ca 370.602	2192	ppb	50.03	2.3	6018
Cd 226.502	0.2176	ppb	0.0106	4.9	30.8863
Co 228.615	1.8114	ppb	0.2550	14.1	25.6640
Cr 267.716	0.8084	ppb	0.0129	1.6	76.6671
Cu 324.754	-0.2573	ppb	0.0882	34.3	216.787
Fe 271.441	9.2325	ppb	1.3969	15.1	31.0657
K 766.491	393.547	ppb	9.3465	2.4	17697.8
Mg 279.078	1297.61	ppb	30.3720	2.3	3562.11
Mn 257.610	27.7633	ppb	0.6453	2.3	5233.46
Mo 202.032	0.0890	ppb	0.1765	198.4	6.9894
Na 330.237	898.169	ppb	64.9944	7.2	66.4495
Ni 231.604	6.3840	ppb	0.2914	4.6	13.4425
Pb 220.353	0.3148	ppb	1.2028	382.0	7.7145
Sb 206.834	-0.8587	ppb	1.6131	187.9	-7.3112
Se 196.026	4.6889	ppb	4.1370	88.2	4.0349
Sn 189.925	0.1490	ppb	1.9303	1295.8	-5.4308
Sr 216.596	7.4379	ppb	0.3983	5.4	98.7437
Ti 334.941	0.0171	ppb	0.0390	228.5	-41.3285
Tl 190.794	0.2903	ppb	2.3619	813.7	-8.4034
V 292.401	0.1827	ppb	0.2211	121.0	-13.7993
Zn 206.200	6.2962	ppb	0.9271	14.7	7.8612

680-106407-a-9-dPDS (Samp) **10/22/2014, 11:37:21 PM** **Rack 3, Tube 22**

Weight: 1 **Volume: 1** **Dilution: 1**

Label	Replicates Concentration		
Ag 328.068	98.6412	97.7966	98.6112
Al 308.215	969.315	970.288	976.366
As 188.980	101.622	105.313	104.910
B 249.678	202.542	203.255	203.592
Ba 389.178	150.690	150.671	151.040
Be 313.042	101.974	101.745	102.092
Ca 370.602	20497	20405	20429
Cd 226.502	99.7587	99.6030	99.2392
Co 228.615	107.153	107.149	107.493
Cr 267.716	104.933	104.905	104.888

Label	Replicates	Concentration	
Cu 324.754	101.813	101.450	101.701
Fe 271.441	9950.75	9934.20	9943.98
K 766.491	11989.8	11956.9	12027.8
Mg 279.078	15849.4	15827.6	15842.6
Mn 257.610	1171.17	1165.22	1166.22
Mo 202.032	99.3469	99.5840	98.8395
Na 330.237	11971.7	11921.9	11976.3
Ni 231.604	127.457	125.262	126.281
Pb 220.353	97.8926	99.2934	98.6107
Sb 206.834	97.5991	97.7828	98.0930
Se 196.026	93.9403	102.464	98.7147
Sn 189.925	100.879	99.7626	100.133
Sr 216.596	132.654	133.084	133.384
Ti 334.941	99.6091	99.6255	99.9093
Tl 190.794	21.6412	20.3700	18.0588
V 292.401	100.522	100.021	100.225
Zn 206.200	125.641	127.761	122.909

Label	Sol'n Conc.	Units	SD	%RSD	Int. (c/s)
Ag 328.068	98.3497	ppb	0.4792	0.5	8385.72
Al 308.215	971.990	ppb	3.8210	0.4	7222.49
As 188.980	103.948	ppb	2.0250	1.9	62.7355
B 249.678	203.130	ppb	0.5361	0.3	3417.86
Ba 389.178	150.800	ppb	0.2078	0.1	3333.91
Be 313.042	101.937	ppb	0.1764	0.2	186247
Ca 370.602	20443	ppb	47.83	0.2	55937
Cd 226.502	99.5336	ppb	0.2666	0.3	4390.22
Co 228.615	107.265	ppb	0.1973	0.2	1239.17
Cr 267.716	104.908	ppb	0.0227	0.0	5837.48
Cu 324.754	101.655	ppb	0.1858	0.2	7743.45
Fe 271.441	9942.97	ppb	8.3205	0.1	15846.6
K 766.491	11991.5	ppb	35.4606	0.3	531768
Mg 279.078	15839.9	ppb	11.1436	0.1	43200.5
Mn 257.610	1167.54	ppb	3.1877	0.3	217985
Mo 202.032	99.2568	ppb	0.3804	0.4	684.619
Na 330.237	11956.6	ppb	30.1823	0.3	589.799
Ni 231.604	126.333	ppb	1.0983	0.9	386.526
Pb 220.353	98.5989	ppb	0.7004	0.7	164.293
Sb 206.834	97.8250	ppb	0.2496	0.3	136.897
Se 196.026	98.3731	ppb	4.2722	4.3	46.0093
Sn 189.925	100.258	ppb	0.5688	0.6	70.3197
Sr 216.596	133.041	ppb	0.3671	0.3	1682.18
Ti 334.941	99.7146	ppb	0.1688	0.2	29795.0
Tl 190.794	20.0234	ppb	1.8162	9.1	12.5098
V 292.401	100.256	ppb	0.2519	0.3	2532.94
Zn 206.200	125.437	ppb	2.4324	1.9	137.262

680-106407-a-9-e MS (Samp) **10/22/2014, 11:41:39 PM** **Rack 3, Tube 23**

Weight: 1 **Volume: 1** **Dilution: 1**

Label	Replicates	Concentration	
Ag 328.068	51.3584	51.2224	51.5228
Al 308.215	4830.51	4838.22	4821.54
As 188.980	99.1642	99.8301	99.0978

Label	Replicates Concentration		
B 249.678	206.122	206.056	205.840
Ba 389.178	161.942	161.736	160.058
Be 313.042	51.6488	51.6307	51.5434
Ca 370.602	14720	14732	14672
Cd 226.502	50.8766	51.2619	50.9611
Co 228.615	56.6645	57.4491	55.6468
Cr 267.716	104.654	104.597	104.238
Cu 324.754	100.641	101.486	100.830
Fe 271.441	4974.38	4983.48	4939.03
K 766.491	6737.40	6739.19	6724.30
Mg 279.078	10596.3	10598.1	10570.7
Mn 257.610	632.504	633.549	631.053
Mo 202.032	99.0931	99.2431	99.8011
Na 330.237	7981.16	8075.54	8097.40
Ni 231.604	124.905	126.910	124.095
Pb 220.353	500.492	499.182	499.183
Sb 206.834	50.3376	46.2977	48.8190
Se 196.026	107.255	97.6084	101.595
Sn 189.925	197.457	196.196	195.102
Sr 216.596	130.529	130.690	130.915
Ti 334.941	99.4768	99.4600	99.2599
Tl 190.794	40.5141	36.5583	37.8165
V 292.401	99.9972	100.803	99.8037
Zn 206.200	123.048	125.354	124.474

Label	Sol'n Conc.	Units	SD	%RSD	Int. (c/s)
Ag 328.068	51.3679	ppb	0.1505	0.3	4365.91
Al 308.215	4830.09	ppb	8.3471	0.2	33759.1
As 188.980	99.3640	ppb	0.4050	0.4	59.7405
B 249.678	206.006	ppb	0.1472	0.1	3476.75
Ba 389.178	161.245	ppb	1.0335	0.6	3557.64
Be 313.042	51.6077	ppb	0.0563	0.1	94147.1
Ca 370.602	14708	ppb	31.96	0.2	40280
Cd 226.502	51.0332	ppb	0.2025	0.4	2260.91
Co 228.615	56.5868	ppb	0.9036	1.6	655.684
Cr 267.716	104.497	ppb	0.2256	0.2	5810.10
Cu 324.754	100.986	ppb	0.4438	0.4	7691.93
Fe 271.441	4965.63	ppb	23.4801	0.5	7923.01
K 766.491	6733.63	ppb	8.1287	0.1	298717
Mg 279.078	10588.3	ppb	15.3415	0.1	28887.2
Mn 257.610	632.369	ppb	1.2533	0.2	118100
Mo 202.032	99.3791	ppb	0.3731	0.4	685.691
Na 330.237	8051.37	ppb	61.7755	0.8	404.229
Ni 231.604	125.303	ppb	1.4492	1.2	383.028
Pb 220.353	499.619	ppb	0.7560	0.2	799.607
Sb 206.834	48.4847	ppb	2.0406	4.2	64.5408
Se 196.026	102.153	ppb	4.8475	4.7	47.5259
Sn 189.925	196.252	ppb	1.1785	0.6	142.951
Sr 216.596	130.711	ppb	0.1939	0.1	1644.73
Ti 334.941	99.3989	ppb	0.1207	0.1	29691.1
Tl 190.794	38.2963	ppb	2.0211	5.3	32.6764
V 292.401	100.201	ppb	0.5299	0.5	2529.72
Zn 206.200	124.292	ppb	1.1636	0.9	136.243

680-106407-a-9-f msd (Samp) **10/22/2014, 11:45:56 PM** **Rack 3, Tube 24**

Weight: 1 **Volume: 1** **Dilution: 1**

Label	Replicates Concentration		
Ag 328.068	51.2190	51.5682	50.9015
Al 308.215	4794.34	4825.38	4811.25
As 188.980	104.182	98.1124	102.856
B 249.678	204.108	205.093	204.573
Ba 389.178	160.072	160.829	159.881
Be 313.042	51.3037	51.5137	51.3021
Ca 370.602	14660	14703	14619
Cd 226.502	50.5714	51.0038	50.7468
Co 228.615	56.2857	56.5619	57.0286
Cr 267.716	103.633	104.438	103.825
Cu 324.754	100.608	101.101	99.3383
Fe 271.441	4913.56	4957.55	4918.20
K 766.491	6715.24	6746.04	6689.09
Mg 279.078	10549.1	10607.1	10588.0
Mn 257.610	630.615	630.616	628.792
Mo 202.032	97.2965	98.2384	97.8664
Na 330.237	7963.83	7964.59	8111.12
Ni 231.604	123.995	125.773	124.782
Pb 220.353	493.245	496.634	492.916
Sb 206.834	49.1303	46.8691	48.8622
Se 196.026	89.4095	102.408	90.6441
Sn 189.925	196.602	190.087	193.465
Sr 216.596	129.368	129.901	130.533
Ti 334.941	98.9396	99.5235	98.7194
Tl 190.794	38.3713	40.1317	41.2168
V 292.401	99.3481	99.7634	99.5755
Zn 206.200	123.016	124.560	124.348

Label	Sol'n Conc.	Units	SD	%RSD	Int. (c/s)
Ag 328.068	51.2296	ppb	0.3335	0.7	4354.10
Al 308.215	4810.32	ppb	15.5388	0.3	33622.9
As 188.980	101.717	ppb	3.1910	3.1	61.3154
B 249.678	204.591	ppb	0.4927	0.2	3453.19
Ba 389.178	160.261	ppb	0.5014	0.3	3535.57
Be 313.042	51.3732	ppb	0.1217	0.2	93718.2
Ca 370.602	14661	ppb	41.79	0.3	40151
Cd 226.502	50.7740	ppb	0.2175	0.4	2249.51
Co 228.615	56.6254	ppb	0.3755	0.7	656.158
Cr 267.716	103.965	ppb	0.4207	0.4	5780.75
Cu 324.754	100.349	ppb	0.9094	0.9	7644.89
Fe 271.441	4929.77	ppb	24.1668	0.5	7865.98
K 766.491	6716.79	ppb	28.5078	0.4	297970
Mg 279.078	10581.4	ppb	29.5657	0.3	28868.3
Mn 257.610	630.008	ppb	1.0528	0.2	117659
Mo 202.032	97.8004	ppb	0.4744	0.5	674.896
Na 330.237	8013.18	ppb	84.8175	1.1	402.437
Ni 231.604	124.850	ppb	0.8910	0.7	381.616
Pb 220.353	494.265	ppb	2.0581	0.4	791.118
Sb 206.834	48.2872	ppb	1.2354	2.6	64.2698
Se 196.026	94.1539	ppb	7.1749	7.6	43.9711
Sn 189.925	193.385	ppb	3.2582	1.7	140.782
Sr 216.596	129.934	ppb	0.5833	0.4	1635.01

Label	Sol'n Conc.	Units	SD	%RSD	Int. (c/s)
Ti 334.941	99.0608	ppb	0.4156	0.4	29590.0
Tl 190.794	39.9066	ppb	1.4361	3.6	34.4421
V 292.401	99.5623	ppb	0.2079	0.2	2513.57
Zn 206.200	123.975	ppb	0.8371	0.7	135.899

Cont Calib Verif (CCV) **10/22/2014, 11:50:14 PM** **Rack 3, Tube 25**

Weight: 1 **Volume: 1** **Dilution: 1**

Label	Replicates Concentration		
Ag 328.068	496.417	492.828	494.344
Al 308.215	4719.30	4716.79	4723.80
As 188.980	471.354	468.337	465.284
B 249.678	478.177	479.620	480.798
Ba 389.178	4874.08	4869.53	4884.43
Be 313.042	488.847	488.680	488.902
Ca 370.602	4865	4860	4879
Cd 226.502	487.190	487.548	487.774
Co 228.615	491.855	491.866	491.356
Cr 267.716	4890.74	4885.25	4896.31
Cu 324.754	4971.62	4903.21	4974.38
Fe 271.441	4808.12	4795.34	4814.89
K 766.491	9925.78	9912.98	9918.49
Mg 279.078	4780.31	4772.82	4781.24
Mn 257.610	4942.73	4948.47	4962.90
Mo 202.032	485.000	485.098	485.853
Na 330.237	7331.01	7237.98	7296.83
Ni 231.604	2465.52	2464.09	2465.36
Pb 220.353	486.235	484.836	487.920
Sb 206.834	935.549	938.936	935.127
Se 196.026	4830.26	4806.60	4839.73
Sn 189.925	4825.10	4813.37	4849.92
Sr 216.596	2431.44	2430.57	2418.14
Ti 334.941	482.201	482.549	483.726
Tl 190.794	4940.17	4932.43	4929.17
V 292.401	4859.04	4860.57	4874.42
Zn 206.200	2444.27	2432.03	2444.70

Label	Sol'n Conc.	Units	SD	%RSD	Int. (c/s)	QC Value
Ag 328.068	494.530	ppb	1.8016	0.4	42223.0	98.90596
Al 308.215	4719.96	ppb	3.5499	0.1	33503.8	94.39926
As 188.980	468.325	ppb	3.0351	0.6	306.572	93.66495
B 249.678	479.532	ppb	1.3128	0.3	8058.92	95.90634
Ba 389.178	4876.01	ppb	7.6370	0.2	109110	97.52022
Be 313.042	488.810	ppb	0.1157	0.0	894400	97.76192
Ca 370.602	4868	ppb	10.02	0.2	13652	97.36279
Cd 226.502	487.504	ppb	0.2945	0.1	21251.3	97.50082
Co 228.615	491.693	ppb	0.2914	0.1	5666.95	98.33853
Cr 267.716	4890.76	ppb	5.5318	0.1	270238	97.81526
Cu 324.754	4949.74	ppb	40.3162	0.8	365413	98.99474
Fe 271.441	4806.11	ppb	9.9300	0.2	7771.21	96.12228
K 766.491	9919.08	ppb	6.4238	0.1	439909	99.19085
Mg 279.078	4778.12	ppb	4.6197	0.1	12951.2	95.56245
Mn 257.610	4951.37	ppb	10.3887	0.2	923792	99.02732
Mo 202.032	485.317	ppb	0.4666	0.1	3319.93	97.06334

Label	Sol'n Conc.	Units	SD	%RSD	Int. (c/s)	QC Value
Na 330.237	7288.61	ppb	47.0569	0.6	309.944	97.18145
Ni 231.604	2464.99	ppb	0.7798	0.0	7647.65	98.59958
Pb 220.353	486.331	ppb	1.5443	0.3	782.493	97.26610
Sb 206.834	936.537	ppb	2.0880	0.2	1413.84	93.65374
Se 196.026	4825.53	ppb	17.0658	0.4	2147.57	96.51054
Sn 189.925	4829.46	ppb	18.6586	0.4	3648.62	96.58925
Sr 216.596	2426.71	ppb	7.4385	0.3	30244.9	97.06860
Ti 334.941	482.825	ppb	0.7992	0.2	144326	96.56502
Tl 190.794	4933.92	ppb	5.6496	0.1	5381.66	98.67849
V 292.401	4864.68	ppb	8.4719	0.2	124231	97.29357
Zn 206.200	2440.34	ppb	7.1952	0.3	2652.09	97.61346

Cont Calib Blank (CCB) **10/22/2014, 11:54:31 PM** **Rack 3, Tube 26**

Weight: 1 **Volume: 1** **Dilution: 1**

Label	Replicates	Concentration	
Ag 328.068	0.1272	0.4489	0.2469
Al 308.215	-2.1101u	-0.0552u	-0.1242u
As 188.980	1.4127	3.6773	1.7855
B 249.678	8.5299	7.9529	7.0399
Ba 389.178	0.8849	0.6572	0.6727
Be 313.042	0.0639	0.0652	0.0731
Ca 370.602	1.191	3.584	1.688
Cd 226.502	0.2737	0.1332	0.0843
Co 228.615	-0.5114u	-0.1505u	-0.0874u
Cr 267.716	0.6792	0.7243	0.9289
Cu 324.754	0.4376	0.3614	0.3208
Fe 271.441	1.3887	7.1509	-0.4580u
K 766.491	2.3232	2.0380	1.8693
Mg 279.078	2.7977	-1.5795u	2.7448
Mn 257.610	0.8174	0.7570	0.9032
Mo 202.032	1.4175	1.5134	0.6933
Na 330.237	60.1515	-28.5059u	5.1055
Ni 231.604	0.6687	1.4426	1.0028
Pb 220.353	0.0035	1.5327	-1.7331u
Sb 206.834	-0.2518u	1.4274	0.8780
Se 196.026	5.5415	4.7078	1.0414
Sn 189.925	0.5975	1.1882	3.8613
Sr 216.596	0.7854	0.2543	0.3109
Ti 334.941	0.1782	0.1523	0.2217
Tl 190.794	4.1192	4.3504	5.7825
V 292.401	1.0624	0.8036	1.0376
Zn 206.200	-0.0334u	2.8404	0.5713

Label	Sol'n Conc.	Units	SD	%RSD	Int. (c/s)	QC Value
Ag 328.068	0.2744	ppb	0.1626	59.3	-1.8578	0.27436
Al 308.215	-0.7632	ppb	1.1670	152.9	497.211	-0.76316
As 188.980	2.2918	ppb	1.2143	53.0	-5.2188	2.29184
B 249.678	7.8409	ppb	0.7513	9.6	177.646	7.84090
Ba 389.178	0.7383	ppb	0.1272	17.2	-53.8052	0.73826
Be 313.042	0.0674	ppb	0.0050	7.4	-162.849	0.06743
Ca 370.602	2.154	ppb	1.263	58.6	23.46	2.15421
Cd 226.502	0.1637	ppb	0.0983	60.1	28.4885	0.16374
Co 228.615	-0.2498	ppb	0.2288	91.6	1.9195	-0.24976

Label	Sol'n Conc.	Units	SD	%RSD	Int. (c/s)	QC Value
Cr 267.716	0.7774	ppb	0.1331	17.1	74.7950	0.77744
Cu 324.754	0.3733	ppb	0.0593	15.9	263.343	0.37326
Fe 271.441	2.6939	ppb	3.9688	147.3	20.4394	2.69388
K 766.491	2.0768	ppb	0.2294	11.0	346.194	2.07683
Mg 279.078	1.3210	ppb	2.5120	190.2	27.1843	1.32099
Mn 257.610	0.8259	ppb	0.0734	8.9	199.562	0.82587
Mo 202.032	1.2081	ppb	0.4484	37.1	14.6430	1.20811
Na 330.237	12.2504	ppb	44.7585	365.4	24.2344	12.25036
Ni 231.604	1.0380	ppb	0.3881	37.4	-3.1550	1.03802
Pb 220.353	-0.0656	ppb	1.6340	2489.6	7.1040	-0.06563
Sb 206.834	0.6845	ppb	0.8561	125.1	-5.0758	0.68450
Se 196.026	3.7636	ppb	2.3940	63.6	3.6176	3.76359
Sn 189.925	1.8823	ppb	1.7391	92.4	-4.1195	1.88230
Sr 216.596	0.4502	ppb	0.2917	64.8	10.7416	0.45021
Ti 334.941	0.1841	ppb	0.0350	19.0	6.3222	0.18406
Tl 190.794	4.7507	ppb	0.9010	19.0	-3.5600	4.75070
V 292.401	0.9679	ppb	0.1428	14.8	6.1108	0.96785
Zn 206.200	1.1261	ppb	1.5151	134.5	2.2125	1.12610

640-49525-b-2-b (Samp) **10/22/2014, 11:58:49 PM** **Rack 3, Tube 27**

Weight: 1 **Volume: 1** **Dilution: 1**

Label	Replicates Concentration		
Ag 328.068	0.3264	0.2700	0.2775
Al 308.215	312.169	313.491	313.940
As 188.980	4.8358	9.0602	5.7866
B 249.678	34.8056	34.2486	34.4795
Ba 389.178	7.7757	8.0492	8.2872
Be 313.042	0.0069	0.0014	0.0049
Ca 370.602	16893	16861	16851
Cd 226.502	0.0087	0.1566	0.0342
Co 228.615	0.3196	0.4103	-0.0433u
Cr 267.716	1.1726	0.9476	1.2148
Cu 324.754	0.1114	0.5097	0.1517
Fe 271.441	1040.82	1040.38	1041.95
K 766.491	4118.60	4117.83	4109.80
Mg 279.078	5497.62	5505.22	5504.34
Mn 257.610	29.1589	29.0630	29.0473
Mo 202.032	0.8895	-0.0392u	0.3609
Na 330.237	6914.40	7073.32	6993.76
Ni 231.604	0.2255	1.9752	2.1662
Pb 220.353	4.1632	2.3971	0.7901
Sb 206.834	-0.9220u	0.9894	2.2029
Se 196.026	6.0365	8.2490	1.0669
Sn 189.925	-0.0107u	1.1852	0.7654
Sr 216.596	74.4507	73.7092	74.2299
Ti 334.941	3.5104	3.5134	3.4976
Tl 190.794	1.9093	1.0869	2.0481
V 292.401	1.0648	1.1918	1.0870
Zn 206.200	8.5122	8.1753	7.4661

Label	Sol'n Conc.	Units	SD	%RSD	Int. (c/s)
Ag 328.068	0.2913	ppb	0.0306	10.5	-3.1071
Al 308.215	313.200	ppb	0.9208	0.3	2659.18

Label	Sol'n Conc.	Units	SD	%RSD	Int. (c/s)
As 188.980	6.5609	ppb	2.2161	33.8	-2.3649
B 249.678	34.5113	ppb	0.2799	0.8	620.719
Ba 389.178	8.0374	ppb	0.2560	3.2	117.849
Be 313.042	0.0044	ppb	0.0028	63.7	-273.432
Ca 370.602	16868	ppb	22.17	0.1	46184
Cd 226.502	0.0665	ppb	0.0791	118.9	28.2576
Co 228.615	0.2288	ppb	0.2400	104.9	7.5935
Cr 267.716	1.1116	ppb	0.1437	12.9	94.0625
Cu 324.754	0.2576	ppb	0.2192	85.1	255.225
Fe 271.441	1041.05	ppb	0.8104	0.1	1672.19
K 766.491	4115.41	ppb	4.8738	0.1	182666
Mg 279.078	5502.39	ppb	4.1568	0.1	15030.0
Mn 257.610	29.0897	ppb	0.0605	0.2	5511.28
Mo 202.032	0.4037	ppb	0.4658	115.4	9.0924
Na 330.237	6993.83	ppb	79.4614	1.1	357.664
Ni 231.604	1.4556	ppb	1.0696	73.5	-1.7697
Pb 220.353	2.4501	ppb	1.6872	68.9	11.1633
Sb 206.834	0.7568	ppb	1.5754	208.2	-4.9186
Se 196.026	5.1175	ppb	3.6782	71.9	4.2347
Sn 189.925	0.6466	ppb	0.6067	93.8	-5.0522
Sr 216.596	74.1299	ppb	0.3807	0.5	938.842
Ti 334.941	3.5072	ppb	0.0084	0.2	1009.42
Tl 190.794	1.6814	ppb	0.5195	30.9	-7.0282
V 292.401	1.1145	ppb	0.0678	6.1	10.3932
Zn 206.200	8.0512	ppb	0.5340	6.6	9.7304

640-49525-b-3-b (Samp) **10/23/2014, 12:03:07 AM** **Rack 3, Tube 28**

Weight: 1 **Volume: 1** **Dilution: 1**

Label	Replicates Concentration		
Ag 328.068	0.0159u	-0.1120u	0.1305
Al 308.215	359.413	361.034	356.973
As 188.980	0.6889	3.0107	1.0797
B 249.678	11.3330	11.3260	11.6267
Ba 389.178	2.9329	3.4942	2.1216
Be 313.042	0.0004	0.0055	0.0008
Ca 370.602	13751	13787	13751
Cd 226.502	0.0461	0.0399	0.1117
Co 228.615	0.0746	0.2409	-0.2369u
Cr 267.716	0.7700	0.7991	0.8094
Cu 324.754	-0.2534u	-0.2381u	-0.2013u
Fe 271.441	398.438	401.868	403.536
K 766.491	214.580	214.848	215.111
Mg 279.078	1387.89	1393.81	1388.66
Mn 257.610	5.0081	5.1068	5.0095
Mo 202.032	0.4199	0.3598	-0.0823u
Na 330.237	2808.50	2868.67	3137.93
Ni 231.604	1.3535	0.9035	0.9344
Pb 220.353	0.3630	1.4031	0.7453
Sb 206.834	2.2516	-1.8408u	1.5700
Se 196.026	-9.5116u	4.2556	-1.1864u
Sn 189.925	1.6390	-0.7021u	1.3322
Sr 216.596	48.8633	48.9501	48.8862
Ti 334.941	1.2939	1.3824	1.3927

Label	Replicates	Concentration	
Tl 190.794	-2.2718u	0.8927	-1.0048u
V 292.401	0.8286	0.9153	0.9853
Zn 206.200	7.9946	5.8479	5.9280

Label	Sol'n Conc.	Units	SD	%RSD	Int. (c/s)
Ag 328.068	0.0114	ppb	0.1213	1060.4	-26.1029
Al 308.215	359.140	ppb	2.0444	0.6	2974.09
As 188.980	1.5931	ppb	1.2431	78.0	-5.6851
B 249.678	11.4286	ppb	0.1716	1.5	236.644
Ba 389.178	2.8496	ppb	0.6901	24.2	-4.3873
Be 313.042	0.0022	ppb	0.0028	125.8	-277.588
Ca 370.602	13763	ppb	20.58	0.1	37688
Cd 226.502	0.0659	ppb	0.0398	60.4	25.7524
Co 228.615	0.0262	ppb	0.2426	926.3	5.1743
Cr 267.716	0.7928	ppb	0.0205	2.6	75.9292
Cu 324.754	-0.2310	ppb	0.0268	11.6	218.894
Fe 271.441	401.281	ppb	2.5993	0.6	654.491
K 766.491	214.847	ppb	0.2656	0.1	9777.03
Mg 279.078	1390.12	ppb	3.2195	0.2	3814.75
Mn 257.610	5.0414	ppb	0.0566	1.1	996.272
Mo 202.032	0.2325	ppb	0.2743	118.0	7.9518
Na 330.237	2938.37	ppb	175.423	6.0	163.927
Ni 231.604	1.0638	ppb	0.2514	23.6	-3.0412
Pb 220.353	0.8371	ppb	0.5261	62.8	8.5585
Sb 206.834	0.6603	ppb	2.1927	332.1	-5.0812
Se 196.026	-2.1475	ppb	6.9338	322.9	0.9951
Sn 189.925	0.7564	ppb	1.2724	168.2	-4.9705
Sr 216.596	48.8999	ppb	0.0450	0.1	621.719
Ti 334.941	1.3563	ppb	0.0543	4.0	359.167
Tl 190.794	-0.7946	ppb	1.5927	200.4	-9.6550
V 292.401	0.9098	ppb	0.0785	8.6	4.9245
Zn 206.200	6.5901	ppb	1.2169	18.5	8.1647

640-49526-a-1-b (Samp) **10/23/2014, 12:07:25 AM** **Rack 3, Tube 29**

Weight: 1 **Volume: 1** **Dilution: 1**

Label	Replicates	Concentration	
Ag 328.068	0.0083	0.3999	0.2031
Al 308.215	533.353	537.191	535.836
As 188.980	1.2179	-2.8415u	-4.0630u
B 249.678	18.3666	18.4583	18.2607
Ba 389.178	1.7223	2.3616	1.9450
Be 313.042	0.0142	0.0088	0.0088
Ca 370.602	1631	1634	1638
Cd 226.502	0.0548	0.0791	0.0385
Co 228.615	0.3347	0.4148	0.2175
Cr 267.716	0.8704	1.1483	0.8491
Cu 324.754	0.0025	0.0267	0.0047
Fe 271.441	1099.63	1091.30	1085.68
K 766.491	242.488	241.495	241.490
Mg 279.078	419.485	421.044	421.034
Mn 257.610	4.4862	4.5200	4.5150
Mo 202.032	-0.1126u	0.2398	0.4331
Na 330.237	2706.84	2645.59	2601.47

Label	Replicates Concentration		
Ni 231.604	0.8851	1.9519	0.9970
Pb 220.353	-0.3892u	-0.6900u	-0.6240u
Sb 206.834	0.8570	0.7110	0.1343
Se 196.026	-3.5995u	2.7166	-5.4726u
Sn 189.925	0.5114	0.3282	-1.6298u
Sr 216.596	7.3918	6.8533	7.2311
Ti 334.941	6.2442	6.3720	6.3029
Tl 190.794	1.1967	2.2596	-1.5648u
V 292.401	0.8408	1.1434	1.0955
Zn 206.200	5.2959	6.0878	3.8997

Label	Sol'n Conc.	Units	SD	%RSD	Int. (c/s)
Ag 328.068	0.2038	ppb	0.1958	96.1	-8.3020
Al 308.215	535.460	ppb	1.9466	0.4	4188.44
As 188.980	-1.8955	ppb	2.7646	145.8	-8.0227
B 249.678	18.3619	ppb	0.0989	0.5	350.854
Ba 389.178	2.0096	ppb	0.3245	16.1	-24.1626
Be 313.042	0.0106	ppb	0.0031	29.6	-266.420
Ca 370.602	1634	ppb	3.487	0.2	4482
Cd 226.502	0.0575	ppb	0.0204	35.5	28.0206
Co 228.615	0.3223	ppb	0.0993	30.8	8.7365
Cr 267.716	0.9560	ppb	0.1669	17.5	85.2846
Cu 324.754	0.0113	ppb	0.0134	118.1	237.069
Fe 271.441	1092.20	ppb	7.0190	0.6	1753.56
K 766.491	241.824	ppb	0.5750	0.2	10972.8
Mg 279.078	420.521	ppb	0.8974	0.2	1170.23
Mn 257.610	4.5071	ppb	0.0183	0.4	891.867
Mo 202.032	0.1868	ppb	0.2767	148.1	7.6065
Na 330.237	2651.30	ppb	52.9191	2.0	150.041
Ni 231.604	1.2780	ppb	0.5863	45.9	-2.3168
Pb 220.353	-0.5677	ppb	0.1581	27.8	6.3729
Sb 206.834	0.5674	ppb	0.3822	67.4	-5.1905
Se 196.026	-2.1185	ppb	4.2908	202.5	1.0140
Sn 189.925	-0.2634	ppb	1.1869	450.6	-5.7422
Sr 216.596	7.1587	ppb	0.2764	3.9	96.5195
Ti 334.941	6.3064	ppb	0.0640	1.0	1837.60
Tl 190.794	0.6305	ppb	1.9741	313.1	-8.1931
V 292.401	1.0266	ppb	0.1627	15.8	8.2247
Zn 206.200	5.0945	ppb	1.1079	21.7	6.4976

640-49526-a-2-b (Samp) **10/23/2014, 12:11:42 AM** **Rack 3, Tube 30**

Weight: 1 **Volume: 1** **Dilution: 1**

Label	Replicates Concentration		
Ag 328.068	-0.0662u	-0.0084u	-0.0679u
Al 308.215	150.138	148.216	148.633
As 188.980	1.8472	2.7187	1.2312
B 249.678	37.2369	37.0128	37.3849
Ba 389.178	1.9788	1.6005	1.7133
Be 313.042	0.0035	0.0003	0.0013
Ca 370.602	12962	12850	12878
Cd 226.502	0.1463	0.2054	0.0107
Co 228.615	0.1480	-0.0898u	0.1797
Cr 267.716	0.8094	0.5972	0.8396

Label	Replicates Concentration		
Cu 324.754	-0.0243u	-0.4270u	-0.1041u
Fe 271.441	147.779	144.278	143.602
K 766.491	3642.31	3638.12	3633.12
Mg 279.078	7031.76	7013.66	7019.74
Mn 257.610	8.5389	8.4945	8.5268
Mo 202.032	0.1186	0.0843	-0.0119u
Na 330.237	6667.00	6741.06	6754.62
Ni 231.604	1.6062	1.4189	2.1932
Pb 220.353	-0.1924u	0.1002	-1.1988u
Sb 206.834	0.4707	0.6607	0.9447
Se 196.026	6.2428	3.5205	4.6515
Sn 189.925	-0.7928u	1.7242	2.8669
Sr 216.596	75.5661	76.2387	77.0218
Ti 334.941	1.8840	1.9077	2.0038
Tl 190.794	0.0215	0.8605	-0.6646u
V 292.401	0.7848	0.4481	0.2777
Zn 206.200	5.0606	3.2673	4.4335

Label	Sol'n Conc.	Units	SD	%RSD	Int. (c/s)
Ag 328.068	-0.0475	ppb	0.0338	71.3	-32.1258
Al 308.215	148.996	ppb	1.0110	0.7	1527.76
As 188.980	1.9324	ppb	0.7474	38.7	-5.4585
B 249.678	37.2116	ppb	0.1873	0.5	667.897
Ba 389.178	1.7642	ppb	0.1942	11.0	-20.9619
Be 313.042	0.0017	ppb	0.0017	99.1	-279.733
Ca 370.602	12896	ppb	58.34	0.5	35320
Cd 226.502	0.1208	ppb	0.0998	82.6	27.2356
Co 228.615	0.0793	ppb	0.1473	185.7	5.7880
Cr 267.716	0.7487	ppb	0.1321	17.6	73.4682
Cu 324.754	-0.1852	ppb	0.2132	115.2	222.161
Fe 271.441	145.220	ppb	2.2422	1.5	247.141
K 766.491	3637.85	ppb	4.6040	0.1	161499
Mg 279.078	7021.72	ppb	9.2113	0.1	19174.3
Mn 257.610	8.5201	ppb	0.0229	0.3	1681.55
Mo 202.032	0.0637	ppb	0.0677	106.3	6.8095
Na 330.237	6720.89	ppb	47.1627	0.7	344.923
Ni 231.604	1.7395	ppb	0.4040	23.2	-0.9640
Pb 220.353	-0.4303	ppb	0.6814	158.3	6.5357
Sb 206.834	0.6920	ppb	0.2385	34.5	-5.0402
Se 196.026	4.8049	ppb	1.3676	28.5	4.0834
Sn 189.925	1.2661	ppb	1.8723	147.9	-4.5836
Sr 216.596	76.2755	ppb	0.7286	1.0	962.971
Ti 334.941	1.9318	ppb	0.0635	3.3	541.032
Tl 190.794	0.0724	ppb	0.7638	1054.5	-8.6745
V 292.401	0.5035	ppb	0.2580	51.2	-5.4927
Zn 206.200	4.2538	ppb	0.9100	21.4	5.6234

640-49526-a-4-b (Samp) **10/23/2014, 12:16:00 AM** **Rack 3, Tube 31**

Weight: 1 **Volume: 1** **Dilution: 1**

Label	Replicates Concentration		
Ag 328.068	0.0293	0.1374	0.3220
Al 308.215	510.264	508.847	508.393
As 188.980	-0.2557u	0.5585	1.8694

Label	Replicates Concentration		
B 249.678	17.3183	17.2697	17.1551
Ba 389.178	1.8479	1.6678	1.2480
Be 313.042	0.0139	0.0115	0.0112
Ca 370.602	1564	1560	1553
Cd 226.502	0.0204	0.0904	0.1220
Co 228.615	0.4399	-0.1110u	0.2754
Cr 267.716	1.0701	0.8965	0.9202
Cu 324.754	-0.0654u	-0.0553u	0.2439
Fe 271.441	1053.04	1050.60	1051.68
K 766.491	232.550	232.003	232.490
Mg 279.078	402.357	398.924	402.893
Mn 257.610	4.2682	4.2714	4.3326
Mo 202.032	-0.2371u	0.0577	0.3848
Na 330.237	2519.05	2458.85	2578.61
Ni 231.604	0.3049	1.0652	1.1115
Pb 220.353	2.3775	-3.2085u	-0.9827u
Sb 206.834	-0.2979u	0.1802	0.1311
Se 196.026	-0.5302u	1.2163	1.3119
Sn 189.925	-0.5288u	-1.1106u	-1.1345u
Sr 216.596	6.6634	7.4524	6.8713
Ti 334.941	6.0060	6.0136	6.1334
Tl 190.794	1.5571	0.2811	0.6046
V 292.401	0.9139	1.0962	0.8292
Zn 206.200	5.0381	3.6200	4.2941

Label	Sol'n Conc.	Units	SD	%RSD	Int. (c/s)
Ag 328.068	0.1629	ppb	0.1480	90.8	-11.7747
Al 308.215	509.168	ppb	0.9764	0.2	4007.46
As 188.980	0.7241	ppb	1.0722	148.1	-6.2694
B 249.678	17.2477	ppb	0.0838	0.5	332.334
Ba 389.178	1.5879	ppb	0.3078	19.4	-33.6525
Be 313.042	0.0122	ppb	0.0015	12.3	-263.514
Ca 370.602	1559	ppb	5.720	0.4	4276
Cd 226.502	0.0776	ppb	0.0520	67.0	28.7343
Co 228.615	0.2014	ppb	0.2828	140.4	7.3399
Cr 267.716	0.9623	ppb	0.0941	9.8	85.6098
Cu 324.754	0.0411	ppb	0.1757	427.9	239.243
Fe 271.441	1051.77	ppb	1.2229	0.1	1689.22
K 766.491	232.348	ppb	0.3004	0.1	10552.8
Mg 279.078	401.391	ppb	2.1537	0.5	1118.07
Mn 257.610	4.2908	ppb	0.0363	0.8	851.288
Mo 202.032	0.0685	ppb	0.3111	454.3	6.7995
Na 330.237	2518.84	ppb	59.8767	2.4	143.758
Ni 231.604	0.8272	ppb	0.4529	54.7	-3.7202
Pb 220.353	-0.6046	ppb	2.8121	465.1	6.3122
Sb 206.834	0.0045	ppb	0.2630	5863.4	-6.0137
Se 196.026	0.6660	ppb	1.0370	155.7	2.2510
Sn 189.925	-0.9246	ppb	0.3430	37.1	-6.2425
Sr 216.596	6.9957	ppb	0.4090	5.8	94.4026
Ti 334.941	6.0510	ppb	0.0715	1.2	1761.22
Tl 190.794	0.8143	ppb	0.6633	81.5	-7.9876
V 292.401	0.9464	ppb	0.1364	14.4	6.1696
Zn 206.200	4.3174	ppb	0.7093	16.4	5.6505

640-49526-a-5-b (Samp) **10/23/2014, 12:20:17 AM** **Rack 3, Tube 32**

Weight: 1 **Volume: 1** **Dilution: 1**

Label	Replicates	Concentration	
Ag 328.068	-0.0418u	0.0705	0.2989
Al 308.215	-1.2424u	-0.9056u	0.1725
As 188.980	-1.5665u	-0.2871u	-1.5321u
B 249.678	0.5273	0.5916	0.5267
Ba 389.178	-0.0347u	0.4551	0.1361
Be 313.042	0.0033	0.0059	0.0078
Ca 370.602	15.84	12.99	17.94
Cd 226.502	0.0166	-0.0035u	0.1533
Co 228.615	0.0008	-0.2215u	0.3977
Cr 267.716	0.0265	0.2023	0.1751
Cu 324.754	1.1284	0.9742	0.5269
Fe 271.441	1.1909	-0.4638u	0.8869
K 766.491	4.3140	4.0991	5.0353
Mg 279.078	0.9113	-1.7658u	0.4160
Mn 257.610	0.0731	0.0404	0.0915
Mo 202.032	0.4227	0.2853	0.3424
Na 330.237	38.6463	192.564	57.2796
Ni 231.604	0.5208	0.4672	1.0786
Pb 220.353	-0.1605u	2.1420	2.6971
Sb 206.834	-0.0400u	0.0902	-0.1618u
Se 196.026	-1.0506u	-0.2227u	-2.8657u
Sn 189.925	0.7891	-0.3153u	1.6621
Sr 216.596	0.1439	0.0047	-0.0834u
Ti 334.941	0.0604	0.0451	0.0793
Tl 190.794	2.3167	0.8733	-1.4253u
V 292.401	0.0772	0.5018	0.1343
Zn 206.200	5.3257	4.1032	4.7820

Label	Sol'n Conc.	Units	SD	%RSD	Int. (c/s)
Ag 328.068	0.1092	ppb	0.1736	159.0	-15.9710
Al 308.215	-0.6585	ppb	0.7391	112.2	497.794
As 188.980	-1.1286	ppb	0.7289	64.6	-7.5078
B 249.678	0.5485	ppb	0.0373	6.8	55.8279
Ba 389.178	0.1855	ppb	0.2486	134.0	-66.1861
Be 313.042	0.0057	ppb	0.0022	39.4	-275.760
Ca 370.602	15.59	ppb	2.484	15.9	60.16
Cd 226.502	0.0555	ppb	0.0853	153.7	23.7833
Co 228.615	0.0590	ppb	0.3137	531.8	5.4943
Cr 267.716	0.1347	ppb	0.0946	70.3	39.2863
Cu 324.754	0.8765	ppb	0.3124	35.6	300.453
Fe 271.441	0.5380	ppb	0.8808	163.7	16.9983
K 766.491	4.4828	ppb	0.4904	10.9	452.836
Mg 279.078	-0.1462	ppb	1.4243	974.4	23.1992
Mn 257.610	0.0683	ppb	0.0259	37.9	58.2355
Mo 202.032	0.3501	ppb	0.0690	19.7	8.7763
Na 330.237	96.1632	ppb	84.0036	87.4	28.1243
Ni 231.604	0.6889	ppb	0.3386	49.2	-4.2391
Pb 220.353	1.5595	ppb	1.5152	97.2	9.6813
Sb 206.834	-0.0372	ppb	0.1260	339.0	-6.1224
Se 196.026	-1.3797	ppb	1.3519	98.0	1.3317
Sn 189.925	0.7120	ppb	0.9910	139.2	-5.0050
Sr 216.596	0.0217	ppb	0.1146	527.4	5.4231

Label	Sol'n Conc.	Units	SD	%RSD	Int. (c/s)
Ti 334.941	0.0616	ppb	0.0171	27.8	-30.2921
Tl 190.794	0.5883	ppb	1.8872	320.8	-8.0984
V 292.401	0.2378	ppb	0.2304	96.9	-12.4110
Zn 206.200	4.7370	ppb	0.6125	12.9	6.1600

CRI (Samp) **10/23/2014, 12:24:35 AM** **Rack 3, Tube 33**

Weight: 1 **Volume: 1** **Dilution: 1**

Label	Replicates Concentration		
Ag 328.068	11.1191	10.5138	10.9634
Al 308.215	204.151	198.334	203.682
As 188.980	20.3228	23.3751	21.9177
B 249.678	101.294	100.619	101.983
Ba 389.178	10.6326	10.3685	10.7595
Be 313.042	4.2524	4.1866	4.2129
Ca 370.602	526.6	514.7	518.1
Cd 226.502	5.4075	5.3393	5.2653
Co 228.615	10.6344	9.9588	10.5461
Cr 267.716	10.6759	10.5462	10.4650
Cu 324.754	21.6922	21.1255	21.5295
Fe 271.441	52.2683	49.9516	50.6625
K 766.491	1076.48	1062.15	1069.45
Mg 279.078	512.795	506.235	508.766
Mn 257.610	11.3166	11.1635	11.3005
Mo 202.032	10.2989	10.2872	10.1268
Na 330.237	1018.91	934.455	1028.52
Ni 231.604	42.4533	43.1962	41.8300
Pb 220.353	9.2668	8.5610	10.2080
Sb 206.834	20.3418	21.5756	21.5498
Se 196.026	22.0583	24.7989	21.0712
Sn 189.925	53.6545	53.0830	50.0774
Sr 216.596	10.5208	10.4466	10.2701
Ti 334.941	10.5807	10.3964	10.4233
Tl 190.794	27.2136	23.8582	27.8670
V 292.401	10.5817	10.5079	10.6209
Zn 206.200	20.3415	20.5114	21.0854

Label	Sol'n Conc.	Units	SD	%RSD	Int. (c/s)
Ag 328.068	10.8655	ppb	0.3143	2.9	903.663
Al 308.215	202.056	ppb	3.2312	1.6	1894.19
As 188.980	21.8718	ppb	1.5266	7.0	7.8851
B 249.678	101.299	ppb	0.6819	0.7	1738.83
Ba 389.178	10.5869	ppb	0.1995	1.9	167.473
Be 313.042	4.2173	ppb	0.0331	0.8	7430.37
Ca 370.602	519.8	ppb	6.152	1.2	1445
Cd 226.502	5.3374	ppb	0.0711	1.3	253.797
Co 228.615	10.3798	ppb	0.3672	3.5	124.178
Cr 267.716	10.5623	ppb	0.1064	1.0	615.415
Cu 324.754	21.4490	ppb	0.2918	1.4	1818.71
Fe 271.441	50.9608	ppb	1.1868	2.3	98.6061
K 766.491	1069.36	ppb	7.1652	0.7	47652.5
Mg 279.078	509.265	ppb	3.3085	0.6	1412.25
Mn 257.610	11.2602	ppb	0.0841	0.7	2149.61
Mo 202.032	10.2376	ppb	0.0961	0.9	76.3827

Label	Sol'n Conc.	Units	SD	%RSD	Int. (c/s)
Na 330.237	993.961	ppb	51.7569	5.2	70.6403
Ni 231.604	42.4931	ppb	0.6840	1.6	125.559
Pb 220.353	9.3453	ppb	0.8263	8.8	22.0145
Sb 206.834	21.1557	ppb	0.7050	3.3	24.8305
Se 196.026	22.6428	ppb	1.9314	8.5	12.0104
Sn 189.925	52.2716	ppb	1.9216	3.7	34.0073
Sr 216.596	10.4125	ppb	0.1288	1.2	134.150
Ti 334.941	10.4668	ppb	0.0996	1.0	3081.74
Tl 190.794	26.3129	ppb	2.1508	8.2	19.9703
V 292.401	10.5702	ppb	0.0574	0.5	250.252
Zn 206.200	20.6461	ppb	0.3898	1.9	23.5092

mb 680-354734/1-a (Samp) **10/23/2014, 12:28:53 AM** **Rack 3, Tube 34**
Weight: 1 **Volume: 1** **Dilution: 1**

Label	Replicates	Concentration	
Ag 328.068	0.0705	0.0247	-0.0693u
Al 308.215	0.3267	2.2472	1.7207
As 188.980	2.0245	0.8235	3.5379
B 249.678	1.8919	1.8887	1.6517
Ba 389.178	-0.6468u	0.5602	-0.6103u
Be 313.042	0.0097	0.0099	0.0026
Ca 370.602	13.34	13.49	20.15
Cd 226.502	0.0053	0.1261	0.0827
Co 228.615	0.0286	0.2583	0.1201
Cr 267.716	0.5092	0.6931	0.4856
Cu 324.754	-0.0547u	0.0601	-0.1483u
Fe 271.441	8.1746	6.2433	11.6993
K 766.491	7.3475	8.2828	8.0775
Mg 279.078	1.7790	3.1780	1.4587
Mn 257.610	0.1089	0.1232	0.0885
Mo 202.032	0.0345	-0.1202u	-0.0607u
Na 330.237	-85.0631u	86.9424	45.0939
Ni 231.604	1.0430	0.7572	0.6710
Pb 220.353	0.6509	0.5421	1.5130
Sb 206.834	1.7893	0.9267	0.1180
Se 196.026	0.4322	1.3990	2.2074
Sn 189.925	7.0887	11.0592	7.8466
Sr 216.596	0.1424	0.4343	0.3034
Ti 334.941	0.1886	0.1879	0.2143
Tl 190.794	2.3135	1.3403	1.9480
V 292.401	0.1648	-0.0582u	0.0764
Zn 206.200	2.0326	2.9795	2.2396

Label	Sol'n Conc.	Units	SD	%RSD	Int. (c/s)
Ag 328.068	0.0086	ppb	0.0713	825.2	-24.5797
Al 308.215	1.4315	ppb	0.9924	69.3	512.171
As 188.980	2.1286	ppb	1.3602	63.9	-5.3277
B 249.678	1.8108	ppb	0.1378	7.6	76.9309
Ba 389.178	-0.2323	ppb	0.6866	295.5	-75.5376
Be 313.042	0.0074	ppb	0.0041	55.8	-272.515
Ca 370.602	15.66	ppb	3.887	24.8	60.34
Cd 226.502	0.0714	ppb	0.0612	85.8	24.4969
Co 228.615	0.1357	ppb	0.1157	85.3	6.3849

Label	Sol'n Conc.	Units	SD	%RSD	Int. (c/s)
Cr 267.716	0.5626	ppb	0.1136	20.2	62.9355
Cu 324.754	-0.0477	ppb	0.1044	219.0	232.247
Fe 271.441	8.7057	ppb	2.7665	31.8	30.0234
K 766.491	7.9026	ppb	0.4916	6.2	604.418
Mg 279.078	2.1386	ppb	0.9143	42.8	29.4287
Mn 257.610	0.1069	ppb	0.0175	16.3	65.4463
Mo 202.032	-0.0488	ppb	0.0780	159.9	6.0476
Na 330.237	15.6577	ppb	89.7014	572.9	24.3516
Ni 231.604	0.8237	ppb	0.1947	23.6	-3.8205
Pb 220.353	0.9020	ppb	0.5319	59.0	8.6399
Sb 206.834	0.9447	ppb	0.8358	88.5	-4.6727
Se 196.026	1.3462	ppb	0.8887	66.0	2.5432
Sn 189.925	8.6648	ppb	2.1079	24.3	1.0124
Sr 216.596	0.2934	ppb	0.1462	49.8	8.8209
Ti 334.941	0.1970	ppb	0.0150	7.6	10.1759
Tl 190.794	1.8673	ppb	0.4916	26.3	-6.7021
V 292.401	0.0610	ppb	0.1123	184.1	-16.8938
Zn 206.200	2.4172	ppb	0.4978	20.6	3.6236

lcs 680-354734/2-a (Samp) **10/23/2014, 12:33:10 AM** **Rack 3, Tube 35**

Weight: 1 **Volume: 1** **Dilution: 1**

Label	Replicates	Concentration	
Ag 328.068	50.2542	50.7555	50.7022
Al 308.215	4798.39	4800.91	4778.79
As 188.980	102.019	101.437	94.6734
B 249.678	185.781	187.767	187.111
Ba 389.178	99.8874	100.465	99.3369
Be 313.042	50.6222	50.7097	50.5384
Ca 370.602	4930	4969	4965
Cd 226.502	50.5189	50.9203	50.5813
Co 228.615	49.9223	50.3221	50.5498
Cr 267.716	101.557	102.073	101.509
Cu 324.754	101.346	101.675	100.736
Fe 271.441	4919.16	4944.73	4934.01
K 766.491	5055.16	5054.02	5047.83
Mg 279.078	4814.25	4828.44	4816.18
Mn 257.610	517.927	522.177	521.768
Mo 202.032	99.3416	98.7687	99.3086
Na 330.237	4740.27	4797.11	4450.44
Ni 231.604	100.653	102.615	99.8398
Pb 220.353	497.723	502.747	499.989
Sb 206.834	51.0558	49.0510	47.6903
Se 196.026	99.4860	99.7178	99.7758
Sn 189.925	202.415	203.087	204.919
Sr 216.596	98.9297	99.7435	99.1052
Ti 334.941	100.175	100.195	99.9714
Tl 190.794	38.9449	42.2024	39.9326
V 292.401	99.5914	100.305	100.117
Zn 206.200	103.382	102.170	100.455

Label	Sol'n Conc.	Units	SD	%RSD	Int. (c/s)
Ag 328.068	50.5706	ppb	0.2753	0.5	4298.35
Al 308.215	4792.70	ppb	12.1056	0.3	33501.7

Label	Sol'n Conc.	Units	SD	%RSD	Int. (c/s)
As 188.980	99.3766	ppb	4.0835	4.1	59.7488
B 249.678	186.886	ppb	1.0118	0.5	3157.47
Ba 389.178	99.8965	ppb	0.5641	0.6	2176.16
Be 313.042	50.6234	ppb	0.0857	0.2	92343.4
Ca 370.602	4955	ppb	21.73	0.4	13579
Cd 226.502	50.6735	ppb	0.2160	0.4	2245.07
Co 228.615	50.2647	ppb	0.3177	0.6	582.956
Cr 267.716	101.713	ppb	0.3130	0.3	5655.67
Cu 324.754	101.252	ppb	0.4765	0.5	7711.54
Fe 271.441	4932.63	ppb	12.8394	0.3	7869.75
K 766.491	5052.34	ppb	3.9417	0.1	224195
Mg 279.078	4819.62	ppb	7.6966	0.2	13156.0
Mn 257.610	520.624	ppb	2.3448	0.5	97215.0
Mo 202.032	99.1396	ppb	0.3216	0.3	684.055
Na 330.237	4662.61	ppb	185.925	4.0	242.778
Ni 231.604	101.036	ppb	1.4268	1.4	307.681
Pb 220.353	500.153	ppb	2.5164	0.5	800.429
Sb 206.834	49.2657	ppb	1.6930	3.4	65.6575
Se 196.026	99.6599	ppb	0.1533	0.2	46.3927
Sn 189.925	203.474	ppb	1.2963	0.6	148.414
Sr 216.596	99.2595	ppb	0.4282	0.4	1248.74
Ti 334.941	100.114	ppb	0.1239	0.1	29894.7
Tl 190.794	40.3599	ppb	1.6703	4.1	34.8565
V 292.401	100.004	ppb	0.3698	0.4	2524.83
Zn 206.200	102.002	ppb	1.4705	1.4	111.897

680-106445-b-1-a (Samp) **10/23/2014, 12:37:28 AM** **Rack 3, Tube 36**

Weight: 1 **Volume: 1** **Dilution: 1**

Label	Replicates Concentration		
Ag 328.068	7.2978	7.0201	7.1754
Al 308.215	15331.1	15391.8	15403.0
As 188.980	7.6806	5.4514	8.8572
B 249.678	47.0492	47.1612	46.6708
Ba 389.178	930.624	936.137	937.243
Be 313.042	0.4533	0.4515	0.4525
Ca 370.602	18899	18958	18919
Cd 226.502	26.5250	26.7393	26.7066
Co 228.615	7.2306	6.9026	6.8763
Cr 267.716	75.9576	76.0630	76.0700
Cu 324.754	219.558	220.596	217.838
Fe 271.441	24612.3	24754.3	24753.0
K 766.491	2659.39	2671.35	2669.17
Mg 279.078	2558.53	2568.65	2571.73
Mn 257.610	11732.0	11759.0	11748.0
Mo 202.032	38.0903	37.4080	38.0524
Na 330.237	3222.69	3235.27	3021.17
Ni 231.604	34.2177	33.2945	32.7523
Pb 220.353	18.8272	19.2132	20.2522
Sb 206.834	0.3133	2.3409	2.8783
Se 196.026	6.9782	21.6293	0.9072
Sn 189.925	24.2279	20.7737	28.1927
Sr 216.596	163.297	164.197	163.931
Ti 334.941	1129.14	1118.10	1123.38

Label	Replicates	Concentration	
Tl 190.794	0.9845	2.8046	5.6066
V 292.401	23.4670	23.4572	23.2712
Zn 206.200	405.541	407.046	404.117

Label	Sol'n Conc.	Units	SD	%RSD	Int. (c/s)
Ag 328.068	7.1644	ppb	0.1392	1.9	638.419
Al 308.215	15375.3	ppb	38.6648	0.3	106337
As 188.980	7.3297	ppb	1.7298	23.6	-1.8591
B 249.678	46.9604	ppb	0.2570	0.5	773.800
Ba 389.178	934.668	ppb	3.5460	0.4	20871.2
Be 313.042	0.4524	ppb	0.0009	0.2	540.670
Ca 370.602	18925	ppb	30.20	0.2	52297
Cd 226.502	26.6570	ppb	0.1155	0.4	1275.45
Co 228.615	7.0032	ppb	0.1974	2.8	109.969
Cr 267.716	76.0302	ppb	0.0630	0.1	4305.04
Cu 324.754	219.331	ppb	1.3926	0.6	16431.4
Fe 271.441	24706.5	ppb	81.5838	0.3	39318.2
K 766.491	2666.63	ppb	6.3664	0.2	118450
Mg 279.078	2566.30	ppb	6.9068	0.3	6775.39
Mn 257.610	11746.4	ppb	13.5754	0.1	2191469
Mo 202.032	37.8502	ppb	0.3835	1.0	264.047
Na 330.237	3159.71	ppb	120.145	3.8	156.651
Ni 231.604	33.4215	ppb	0.7409	2.2	99.5091
Pb 220.353	19.4309	ppb	0.7370	3.8	41.2964
Sb 206.834	1.8442	ppb	1.3527	73.4	-2.3209
Se 196.026	9.8382	ppb	10.6530	108.3	9.1240
Sn 189.925	24.3981	ppb	3.7124	15.2	12.9177
Sr 216.596	163.808	ppb	0.4623	0.3	2087.36
Ti 334.941	1123.54	ppb	5.5217	0.5	335901
Tl 190.794	3.1319	ppb	2.3284	74.3	-2.7728
V 292.401	23.3985	ppb	0.1103	0.5	596.444
Zn 206.200	405.568	ppb	1.4646	0.4	442.770

Cont Calib Verif (CCV) **10/23/2014, 12:41:46 AM** **Rack 3, Tube 37**

Weight: 1 **Volume: 1** **Dilution: 1**

Label	Replicates	Concentration	
Ag 328.068	490.836	491.031	490.623
Al 308.215	4682.75	4700.80	4692.50
As 188.980	466.971	460.812	468.822
B 249.678	472.335	475.465	475.759
Ba 389.178	4847.83	4849.96	4853.29
Be 313.042	485.326	486.476	487.355
Ca 370.602	4869	4865	4856
Cd 226.502	485.414	485.659	486.017
Co 228.615	491.081	489.720	489.319
Cr 267.716	4868.59	4868.02	4869.41
Cu 324.754	4935.14	4922.57	4908.28
Fe 271.441	4777.96	4787.76	4784.29
K 766.491	9841.71	9867.98	9855.48
Mg 279.078	4760.13	4750.43	4740.71
Mn 257.610	4956.90	4943.83	4930.72
Mo 202.032	481.872	482.201	484.038
Na 330.237	7209.42	7288.19	7175.11

Label	Replicates Concentration		
Ni 231.604	2450.17	2453.00	2447.87
Pb 220.353	487.941	486.101	485.653
Sb 206.834	932.977	929.871	932.104
Se 196.026	4798.48	4770.19	4787.32
Sn 189.925	4836.33	4797.26	4827.74
Sr 216.596	2409.39	2405.66	2406.88
Ti 334.941	480.412	480.669	480.807
Tl 190.794	4923.47	4906.77	4912.49
V 292.401	4843.84	4842.88	4844.75
Zn 206.200	2444.93	2429.02	2433.41

Label	Sol'n Conc.	Units	SD	%RSD	Int. (c/s)	QC Value
Ag 328.068	490.830	ppb	0.2038	0.0	41907.2	98.16601
Al 308.215	4692.02	ppb	9.0376	0.2	33308.4	93.84032
As 188.980	465.535	ppb	4.1934	0.9	304.706	93.10700
B 249.678	474.520	ppb	1.8974	0.4	7975.19	94.90392
Ba 389.178	4850.36	ppb	2.7519	0.1	108536	97.00719
Be 313.042	486.385	ppb	1.0175	0.2	889962	97.27705
Ca 370.602	4864	ppb	6.858	0.1	13637	97.27016
Cd 226.502	485.697	ppb	0.3030	0.1	21172.5	97.13937
Co 228.615	490.040	ppb	0.9235	0.2	5647.90	98.00801
Cr 267.716	4868.67	ppb	0.6993	0.0	269018	97.37340
Cu 324.754	4922.00	ppb	13.4397	0.3	363366	98.43991
Fe 271.441	4783.34	ppb	4.9686	0.1	7734.36	95.66673
K 766.491	9855.06	ppb	13.1379	0.1	437071	98.55056
Mg 279.078	4750.42	ppb	9.7097	0.2	12876.3	95.00842
Mn 257.610	4943.82	ppb	13.0864	0.3	922384	98.87631
Mo 202.032	482.704	ppb	1.1672	0.2	3302.09	96.54076
Na 330.237	7224.24	ppb	57.9801	0.8	307.059	96.32320
Ni 231.604	2450.35	ppb	2.5714	0.1	7602.18	98.01389
Pb 220.353	486.565	ppb	1.2127	0.2	782.839	97.31306
Sb 206.834	931.651	ppb	1.6015	0.2	1406.38	93.16507
Se 196.026	4785.33	ppb	14.2478	0.3	2129.70	95.70660
Sn 189.925	4820.44	ppb	20.5299	0.4	3641.80	96.40889
Sr 216.596	2407.31	ppb	1.9014	0.1	30003.0	96.29251
Ti 334.941	480.629	ppb	0.2006	0.0	143669	96.12582
Tl 190.794	4914.24	ppb	8.4909	0.2	5360.14	98.28485
V 292.401	4843.82	ppb	0.9340	0.0	123699	96.87646
Zn 206.200	2435.79	ppb	8.2187	0.3	2647.22	97.43153

Cont Calib Blank (CCB) **10/23/2014, 12:46:04 AM** **Rack 3, Tube 38**

Weight: 1 **Volume: 1** **Dilution: 1**

Label	Replicates Concentration		
Ag 328.068	0.2598	0.0612	0.1562
Al 308.215	-2.9395u	-1.8257u	-1.1677u
As 188.980	-2.1357u	-0.0672u	3.5387
B 249.678	7.3867	6.4741	5.6148
Ba 389.178	0.8852	1.2651	0.1903
Be 313.042	0.0586	0.0591	0.0687
Ca 370.602	5.146	3.459	4.442
Cd 226.502	0.2209	0.0911	0.0684
Co 228.615	-0.0607u	0.1431	0.4541
Cr 267.716	0.7544	0.5365	0.8215

Label	Replicates Concentration		
Cu 324.754	0.3154	0.7068	0.4093
Fe 271.441	1.6419	3.4417	4.5840
K 766.491	1.7874	1.2091	1.9007
Mg 279.078	4.5518	-0.0603u	3.7294
Mn 257.610	0.9543	1.0076	1.1312
Mo 202.032	1.1264	0.7255	0.3332
Na 330.237	-19.2020u	37.1440	-14.1747u
Ni 231.604	1.3802	1.6534	-0.0296u
Pb 220.353	-1.1006u	-2.9876u	1.8333
Sb 206.834	6.3973	1.0857	-0.1943u
Se 196.026	2.2223	7.1129	1.1469
Sn 189.925	0.1572	1.5888	1.0203
Sr 216.596	0.4574	0.4379	0.6270
Ti 334.941	0.1612	0.1604	0.2030
Tl 190.794	3.7331	2.9043	4.1624
V 292.401	0.9463	1.0779	1.1039
Zn 206.200	0.9914	0.5154	1.1470

Label	Sol'n Conc.	Units	SD	%RSD	Int. (c/s)	QC Value
Ag 328.068	0.1591	ppb	0.0994	62.5	-11.7171	0.15905
Al 308.215	-1.9776	ppb	0.8956	45.3	488.837	-1.97761
As 188.980	0.4453	ppb	2.8717	644.9	-6.4546	0.44526
B 249.678	6.4919	ppb	0.8861	13.6	155.142	6.49187
Ba 389.178	0.7802	ppb	0.5450	69.9	-52.8652	0.78021
Be 313.042	0.0621	ppb	0.0057	9.2	-172.453	0.06214
Ca 370.602	4.349	ppb	0.8476	19.5	29.46	4.34883
Cd 226.502	0.1268	ppb	0.0823	64.9	26.8883	0.12682
Co 228.615	0.1788	ppb	0.2593	145.0	6.8632	0.17881
Cr 267.716	0.7041	ppb	0.1490	21.2	70.7447	0.70411
Cu 324.754	0.4772	ppb	0.2043	42.8	270.991	0.47716
Fe 271.441	3.2225	ppb	1.4832	46.0	21.3089	3.22252
K 766.491	1.6324	ppb	0.3709	22.7	326.496	1.63241
Mg 279.078	2.7403	ppb	2.4600	89.8	31.0520	2.74029
Mn 257.610	1.0310	ppb	0.0908	8.8	237.842	1.03100
Mo 202.032	0.7284	ppb	0.3966	54.5	11.3621	0.72839
Na 330.237	1.2557	ppb	31.1816	2483.1	23.6989	1.25574
Ni 231.604	1.0013	ppb	0.9032	90.2	-3.2694	1.00133
Pb 220.353	-0.7516	ppb	2.4293	323.2	6.0170	-0.75163
Sb 206.834	2.4296	ppb	3.4952	143.9	-2.5174	2.42956
Se 196.026	3.4940	ppb	3.1799	91.0	3.4979	3.49402
Sn 189.925	0.9221	ppb	0.7209	78.2	-4.8460	0.92211
Sr 216.596	0.5074	ppb	0.1040	20.5	11.4700	0.50744
Ti 334.941	0.1748	ppb	0.0244	13.9	3.5685	0.17485
Tl 190.794	3.5999	ppb	0.6395	17.8	-4.8128	3.59990
V 292.401	1.0427	ppb	0.0845	8.1	8.0989	1.04272
Zn 206.200	0.8846	ppb	0.3291	37.2	1.9488	0.88463

680-106445-b-1-aSD^5 (Samp) **10/23/2014, 12:50:22 AM** **Rack 3, Tube 39**

Weight: 1 **Volume: 1** **Dilution: 1**

Label	Replicates Concentration		
Ag 328.068	1.5085	1.7689	1.5281
Al 308.215	3164.88	3064.64	2962.87
As 188.980	1.6968	2.0170	1.4177

Label	Replicates Concentration		
B 249.678	11.5431	11.2202	10.8469
Ba 389.178	191.765	186.645	181.055
Be 313.042	0.0958	0.0996	0.0953
Ca 370.602	3859	3737	3597
Cd 226.502	5.6327	5.4826	5.2424
Co 228.615	1.8190	1.2344	1.0585
Cr 267.716	15.6731	15.3418	14.8021
Cu 324.754	45.6335	44.5648	42.9247
Fe 271.441	5097.28	4920.61	4764.76
K 766.491	534.462	521.227	507.615
Mg 279.078	539.431	520.114	504.401
Mn 257.610	2475.09	2448.51	2356.83
Mo 202.032	7.8497	7.6519	7.4540
Na 330.237	643.843	795.211	569.824
Ni 231.604	6.5482	7.2165	6.4535
Pb 220.353	5.0732	4.9369	1.9170
Sb 206.834	0.0580	0.2597	1.6012
Se 196.026	-2.3173u	2.2401	-2.7879u
Sn 189.925	5.3021	3.4329	4.3233
Sr 216.596	33.6416	32.7166	31.7998
Ti 334.941	220.991	209.789	199.778
Tl 190.794	-0.5480u	2.0176	-1.4805u
V 292.401	5.2010	4.9321	4.8935
Zn 206.200	83.3061	82.2842	80.3922

Label	Sol'n Conc.	Units	SD	%RSD	Int. (c/s)
Ag 328.068	1.6019	ppb	0.1450	9.1	122.354
Al 308.215	3064.13	ppb	101.006	3.3	21594.0
As 188.980	1.7105	ppb	0.2999	17.5	-5.6101
B 249.678	11.2034	ppb	0.3484	3.1	222.392
Ba 389.178	186.488	ppb	5.3564	2.9	4108.01
Be 313.042	0.0969	ppb	0.0023	2.4	-109.047
Ca 370.602	3731	ppb	131.0	3.5	10321
Cd 226.502	5.4526	ppb	0.1969	3.6	277.405
Co 228.615	1.3706	ppb	0.3982	29.0	25.2058
Cr 267.716	15.2723	ppb	0.4397	2.9	890.550
Cu 324.754	44.3743	ppb	1.3644	3.1	3512.39
Fe 271.441	4927.55	ppb	166.371	3.4	7854.68
K 766.491	521.102	ppb	13.4241	2.6	23351.5
Mg 279.078	521.315	ppb	17.5460	3.4	1394.07
Mn 257.610	2426.81	ppb	62.0449	2.6	452796
Mo 202.032	7.6519	ppb	0.1979	2.6	58.4745
Na 330.237	669.626	ppb	114.884	17.2	52.0719
Ni 231.604	6.7394	ppb	0.4159	6.2	14.9689
Pb 220.353	3.9757	ppb	1.7842	44.9	14.1931
Sb 206.834	0.6396	ppb	0.8388	131.1	-4.9223
Se 196.026	-0.9550	ppb	2.7771	290.8	2.1016
Sn 189.925	4.3528	ppb	0.9349	21.5	-2.2501
Sr 216.596	32.7193	ppb	0.9209	2.8	421.041
Ti 334.941	210.186	ppb	10.6124	5.0	62799.0
Tl 190.794	-0.0036	ppb	1.8114	49963.1	-8.1851
V 292.401	5.0088	ppb	0.1675	3.3	112.726
Zn 206.200	81.9942	ppb	1.4784	1.8	90.3042

680-106445-b-1-aPDS (Samp) **10/23/2014, 12:54:40 AM** **Rack 3, Tube 40**

Weight: 1 **Volume: 1** **Dilution: 1**

Label	Replicates Concentration		
Ag 328.068	104.947	104.604	105.409
Al 308.215	16342.5	16387.9	16368.4
As 188.980	102.865	105.749	106.066
B 249.678	237.214	238.159	238.930
Ba 389.178	1007.83	1013.12	1011.25
Be 313.042	99.4289	99.7811	99.6285
Ca 370.602	28391	28454	28402
Cd 226.502	124.051	124.551	124.378
Co 228.615	106.775	107.421	107.255
Cr 267.716	173.783	173.909	174.087
Cu 324.754	319.612	321.797	321.756
Fe 271.441	34268.9	34340.9	34350.8
K 766.491	12601.7	12670.3	12838.2
Mg 279.078	12103.0	12143.2	12123.6
Mn 257.610	12546.7	12610.7	12573.2
Mo 202.032	135.982	135.459	136.231
Na 330.237	11517.0	11530.9	11655.8
Ni 231.604	130.901	130.443	130.147
Pb 220.353	120.128	118.146	115.500
Sb 206.834	95.3723	95.4616	96.4164
Se 196.026	101.282	102.569	101.482
Sn 189.925	123.763	123.291	123.269
Sr 216.596	258.124	259.047	257.906
Ti 334.941	1169.38	1185.63	1180.89
Tl 190.794	21.5918	22.9590	22.2745
V 292.401	121.691	122.384	122.290
Zn 206.200	496.643	499.174	493.734

Label	Sol'n Conc.	Units	SD	%RSD	Int. (c/s)
Ag 328.068	104.986	ppb	0.4040	0.4	9004.14
Al 308.215	16366.3	ppb	22.8087	0.1	113187
As 188.980	104.894	ppb	1.7637	1.7	63.3587
B 249.678	238.101	ppb	0.8593	0.4	3945.48
Ba 389.178	1010.73	ppb	2.6823	0.3	22593.4
Be 313.042	99.6128	ppb	0.1766	0.2	181991
Ca 370.602	28416	ppb	33.48	0.1	78211
Cd 226.502	124.326	ppb	0.2539	0.2	5561.80
Co 228.615	107.150	ppb	0.3352	0.3	1261.52
Cr 267.716	173.926	ppb	0.1528	0.1	9721.31
Cu 324.754	321.055	ppb	1.2502	0.4	23944.1
Fe 271.441	34320.2	ppb	44.6594	0.1	54623.9
K 766.491	12703.4	ppb	121.676	1.0	563321
Mg 279.078	12123.3	ppb	20.1106	0.2	32823.1
Mn 257.610	12576.9	ppb	32.1908	0.3	2346494
Mo 202.032	135.891	ppb	0.3941	0.3	933.984
Na 330.237	11567.9	ppb	76.4523	0.7	554.109
Ni 231.604	130.497	ppb	0.3796	0.3	401.546
Pb 220.353	117.925	ppb	2.3216	2.0	198.143
Sb 206.834	95.7501	ppb	0.5787	0.6	134.830
Se 196.026	101.778	ppb	0.6926	0.7	50.2544
Sn 189.925	123.441	ppb	0.2793	0.2	87.8603
Sr 216.596	258.359	ppb	0.6058	0.2	3279.83

Label	Sol'n Conc.	Units	SD	%RSD	Int. (c/s)
Ti 334.941	1178.63	ppb	8.3612	0.7	352391
Tl 190.794	22.2751	ppb	0.6836	3.1	17.3755
V 292.401	122.122	ppb	0.3760	0.3	3108.27
Zn 206.200	496.517	ppb	2.7222	0.5	541.400

680-106445-b-1-b ms (Samp) **10/23/2014, 12:58:58 AM** **Rack 3, Tube 41**

Weight: 1 **Volume: 1** **Dilution: 1**

Label	Replicates Concentration		
Ag 328.068	50.4555	50.5578	50.8204
Al 308.215	19965.6	20005.2	19948.0
As 188.980	90.9358	88.2545	84.6570
B 249.678	214.888	216.630	216.208
Ba 389.178	979.556	981.313	978.157
Be 313.042	48.5229	48.6220	48.5381
Ca 370.602	21854	22004	22076
Cd 226.502	72.8861	73.3340	73.0794
Co 228.615	54.1530	55.0070	54.6482
Cr 267.716	166.214	166.469	167.057
Cu 324.754	303.707	303.729	303.261
Fe 271.441	27743.6	27832.6	27821.1
K 766.491	7471.63	7453.88	7459.49
Mg 279.078	6980.44	7011.95	7000.37
Mn 257.610	11152.0	11258.0	11326.5
Mo 202.032	127.010	127.237	127.398
Na 330.237	7278.52	7626.11	7606.11
Ni 231.604	125.847	126.135	124.204
Pb 220.353	486.547	488.672	491.528
Sb 206.834	37.7410	36.3162	36.6204
Se 196.026	95.7098	90.9190	93.0801
Sn 189.925	199.832	205.473	207.961
Sr 216.596	245.712	246.613	245.527
Ti 334.941	553.583	555.216	555.832
Tl 190.794	37.4061	41.9380	41.0857
V 292.401	114.536	115.288	115.215
Zn 206.200	481.048	480.199	471.736

Label	Sol'n Conc.	Units	SD	%RSD	Int. (c/s)
Ag 328.068	50.6112	ppb	0.1882	0.4	4348.80
Al 308.215	19972.9	ppb	29.2633	0.1	137990
As 188.980	87.9491	ppb	3.1505	3.6	52.1012
B 249.678	215.908	ppb	0.9089	0.4	3589.01
Ba 389.178	979.675	ppb	1.5813	0.2	21887.3
Be 313.042	48.5610	ppb	0.0534	0.1	88568.9
Ca 370.602	21978	ppb	113.4	0.5	60371
Cd 226.502	73.0998	ppb	0.2246	0.3	3308.05
Co 228.615	54.6027	ppb	0.4288	0.8	643.473
Cr 267.716	166.580	ppb	0.4325	0.3	9305.16
Cu 324.754	303.566	ppb	0.2642	0.1	22650.6
Fe 271.441	27799.1	ppb	48.4168	0.2	44244.1
K 766.491	7461.67	ppb	9.0733	0.1	330986
Mg 279.078	6997.59	ppb	15.9388	0.2	18868.1
Mn 257.610	11245.5	ppb	87.9320	0.8	2098074
Mo 202.032	127.215	ppb	0.1951	0.2	874.967

Label	Sol'n Conc.	Units	SD	%RSD	Int. (c/s)
Na 330.237	7503.58	ppb	195.161	2.6	362.965
Ni 231.604	125.395	ppb	1.0416	0.8	385.280
Pb 220.353	488.916	ppb	2.4996	0.5	785.925
Sb 206.834	36.8925	ppb	0.7504	2.0	48.5810
Se 196.026	93.2363	ppb	2.3992	2.6	46.1217
Sn 189.925	204.422	ppb	4.1654	2.0	149.132
Sr 216.596	245.951	ppb	0.5810	0.2	3114.65
Ti 334.941	554.877	ppb	1.1621	0.2	165877
Tl 190.794	40.1432	ppb	2.4084	6.0	36.9481
V 292.401	115.013	ppb	0.4146	0.4	2916.41
Zn 206.200	477.661	ppb	5.1487	1.1	521.119

680-106445-b-1-c msd (Samp) **10/23/2014, 1:03:16 AM** **Rack 3, Tube 42**

Weight: 1 **Volume: 1** **Dilution: 1**

Label	Replicates Concentration		
Ag 328.068	49.4562	49.4346	49.8733
Al 308.215	20863.6	20831.1	20898.4
As 188.980	91.8296	83.0998	92.8212
B 249.678	222.191	223.691	224.594
Ba 389.178	1026.41	1026.46	1026.87
Be 313.042	49.7415	49.7882	49.6862
Ca 370.602	23413	23372	23147
Cd 226.502	74.9461	75.1838	75.1089
Co 228.615	55.8350	55.6828	56.3467
Cr 267.716	173.059	172.856	172.557
Cu 324.754	317.522	318.168	317.139
Fe 271.441	28825.7	28835.6	28758.1
K 766.491	7591.20	7581.87	7586.25
Mg 279.078	7185.98	7168.65	7182.67
Mn 257.610	11804.4	11776.9	11675.5
Mo 202.032	130.917	131.592	131.533
Na 330.237	7597.79	7742.40	7807.03
Ni 231.604	131.288	131.033	128.599
Pb 220.353	497.258	495.805	498.729
Sb 206.834	38.9834	37.3042	36.6459
Se 196.026	94.9321	90.7637	94.6803
Sn 189.925	207.841	204.839	209.974
Sr 216.596	256.809	255.392	255.531
Ti 334.941	695.598	698.237	695.952
Tl 190.794	38.5630	41.6060	40.3657
V 292.401	117.922	118.277	118.134
Zn 206.200	499.566	495.390	495.639

Label	Sol'n Conc.	Units	SD	%RSD	Int. (c/s)
Ag 328.068	49.5881	ppb	0.2473	0.5	4263.40
Al 308.215	20864.4	ppb	33.6783	0.2	144125
As 188.980	89.2502	ppb	5.3494	6.0	52.9736
B 249.678	223.492	ppb	1.2137	0.5	3713.37
Ba 389.178	1026.58	ppb	0.2517	0.0	22938.2
Be 313.042	49.7386	ppb	0.0511	0.1	90723.8
Ca 370.602	23311	ppb	143.3	0.6	64078
Cd 226.502	75.0796	ppb	0.1215	0.2	3398.00
Co 228.615	55.9548	ppb	0.3478	0.6	661.998

Label	Sol'n Conc.	Units	SD	%RSD	Int. (c/s)
Cr 267.716	172.824	ppb	0.2527	0.1	9653.41
Cu 324.754	317.610	ppb	0.5203	0.2	23687.4
Fe 271.441	28806.4	ppb	42.1529	0.1	45846.8
K 766.491	7586.44	ppb	4.6709	0.1	336517
Mg 279.078	7179.10	ppb	9.1987	0.1	19352.5
Mn 257.610	11752.3	ppb	67.8899	0.6	2192612
Mo 202.032	131.347	ppb	0.3735	0.3	903.176
Na 330.237	7715.74	ppb	107.135	1.4	372.116
Ni 231.604	130.307	ppb	1.4841	1.1	400.613
Pb 220.353	497.264	ppb	1.4618	0.3	799.245
Sb 206.834	37.6445	ppb	1.2053	3.2	49.7178
Se 196.026	93.4587	ppb	2.3373	2.5	46.3397
Sn 189.925	207.551	ppb	2.5797	1.2	151.500
Sr 216.596	255.911	ppb	0.7810	0.3	3240.57
Ti 334.941	696.596	ppb	1.4324	0.2	208252
Tl 190.794	40.1782	ppb	1.5301	3.8	37.1026
V 292.401	118.111	ppb	0.1786	0.2	2997.29
Zn 206.200	496.865	ppb	2.3428	0.5	542.039

680-106445-b-2-a (Samp) **10/23/2014, 1:07:35 AM** **Rack 3, Tube 43**

Weight: 1 **Volume: 1** **Dilution: 1**

Label	Replicates Concentration		
Ag 328.068	23.6568	22.9731	23.2561
Al 308.215	18169.3	18200.2	18177.2
As 188.980	11.5831	9.7543	13.3544
B 249.678	36.1179	35.2733	35.2620
Ba 389.178	1262.53	1267.39	1267.04
Be 313.042	1.0368	1.0344	1.0402
Ca 370.602	20186	20317	20334
Cd 226.502	3.0788	2.9684	2.9777
Co 228.615	6.8822	6.7972	7.5303
Cr 267.716	68.2294	68.6072	68.6198
Cu 324.754	1064.79	1057.43	1062.35
Fe 271.441	38466.5	38562.6	38593.4
K 766.491	1180.40	1183.71	1184.99
Mg 279.078	2420.28	2420.55	2417.73
Mn 257.610	1945.82	1952.62	1954.48
Mo 202.032	22.4631	22.0109	21.7352
Na 330.237	1127.41u	1070.17u	1170.06u
Ni 231.604	26.8934	28.8279	26.9581
Pb 220.353	111.699	110.713	110.883
Sb 206.834	15.4271	18.5526	15.5213
Se 196.026	37.8532	36.4720	34.4994
Sn 189.925	91.8120	93.5303	90.4226
Sr 216.596	166.414	165.629	166.651
Ti 334.941	235.745	237.221	235.986
Tl 190.794	1.4490u	0.2253u	1.8106u
V 292.401	32.9783	33.1149	32.9142
Zn 206.200	1940.27	1941.05	1940.01

Label	Sol'n Conc.	Units	SD	%RSD	Int. (c/s)
Ag 328.068	23.2953	ppb	0.3436	1.5	1964.87
Al 308.215	18182.2	ppb	16.0650	0.1	125673

Label	Sol'n Conc.	Units	SD	%RSD	Int. (c/s)
As 188.980	11.5639	ppb	1.8001	15.6	0.9182
B 249.678	35.5511	ppb	0.4909	1.4	551.446
Ba 389.178	1265.65	ppb	2.7128	0.2	28288.4
Be 313.042	1.0371	ppb	0.0029	0.3	1616.91
Ca 370.602	20279	ppb	80.99	0.4	55233
Cd 226.502	3.0083	ppb	0.0613	2.0	299.164
Co 228.615	7.0699	ppb	0.4009	5.7	93.2935
Cr 267.716	68.4855	ppb	0.2219	0.3	3844.75
Cu 324.754	1061.52	ppb	3.7495	0.4	78579.3
Fe 271.441	38540.9	ppb	66.1828	0.2	61324.3
K 766.491	1183.03	ppb	2.3646	0.2	52691.1
Mg 279.078	2419.52	ppb	1.5570	0.1	6575.36
Mn 257.610	1950.97	ppb	4.5605	0.2	364125
Mo 202.032	22.0697	ppb	0.3675	1.7	155.463
Na 330.237	1122.55	ppb	50.1222	4.5	19.5297
Ni 231.604	27.5598	ppb	1.0987	4.0	82.4942
Pb 220.353	111.099	ppb	0.5270	0.5	185.985
Sb 206.834	16.5003	ppb	1.7779	10.8	19.7799
Se 196.026	36.2749	ppb	1.6855	4.6	18.8346
Sn 189.925	91.9217	ppb	1.5567	1.7	64.0079
Sr 216.596	166.232	ppb	0.5346	0.3	2135.57
Ti 334.941	236.317	ppb	0.7916	0.3	70620.5
Tl 190.794	1.1616	ppb	0.8308	71.5	-11.6464
V 292.401	33.0025	ppb	0.1025	0.3	837.003
Zn 206.200	1940.44	ppb	0.5406	0.0	2119.34

680-106445-b-3-a (Samp) **10/23/2014, 1:11:53 AM** **Rack 3, Tube 44**

Weight: 1 **Volume: 1** **Dilution: 1**

Label	Replicates Concentration		
Ag 328.068	9.1389	9.0451	8.7906
Al 308.215	16093.2	16154.3	16066.7
As 188.980	11.7192	8.7348	7.5167
B 249.678	41.8209	42.3339	41.6476
Ba 389.178	1034.00	1035.70	1031.31
Be 313.042	0.6080	0.6055	0.6042
Ca 370.602	19183	19268	19315
Cd 226.502	21.0648	20.8743	20.8873
Co 228.615	7.0004	7.4690	7.6819
Cr 267.716	74.7721	75.1415	74.4503
Cu 324.754	453.284	451.876	447.677
Fe 271.441	28372.7	28396.8	28327.0
K 766.491	2238.88	2243.96	2234.03
Mg 279.078	2515.66	2521.24	2518.25
Mn 257.610	9005.92	9026.27	9084.72
Mo 202.032	33.9248	33.5637	34.4115
Na 330.237	2779.20	2614.53	2590.28
Ni 231.604	32.2063	32.6884	31.6054
Pb 220.353	46.9899	44.4748	43.2971
Sb 206.834	7.4813	5.1954	8.5698
Se 196.026	6.9219	4.9627	10.6108
Sn 189.925	43.5051	45.0377	39.9955
Sr 216.596	165.068	165.596	165.327
Ti 334.941	767.336	770.590	770.212

Label	Replicates Concentration		
Tl 190.794	0.8661	2.2659	0.6520
V 292.401	25.9392	26.3561	26.2892
Zn 206.200	826.545	829.798	832.769

Label	Sol'n Conc.	Units	SD	%RSD	Int. (c/s)
Ag 328.068	8.9915	ppb	0.1802	2.0	780.259
Al 308.215	16104.7	ppb	44.9186	0.3	111362
As 188.980	9.3236	ppb	2.1622	23.2	-0.5396
B 249.678	41.9341	ppb	0.3569	0.9	681.422
Ba 389.178	1033.67	ppb	2.2149	0.2	23089.5
Be 313.042	0.6059	ppb	0.0019	0.3	823.184
Ca 370.602	19255	ppb	66.69	0.3	52946
Cd 226.502	20.9421	ppb	0.1065	0.5	1040.74
Co 228.615	7.3838	ppb	0.3487	4.7	107.265
Cr 267.716	74.7880	ppb	0.3459	0.5	4224.37
Cu 324.754	450.946	ppb	2.9173	0.6	33523.0
Fe 271.441	28365.5	ppb	35.4401	0.1	45138.4
K 766.491	2238.96	ppb	4.9659	0.2	99494.1
Mg 279.078	2518.38	ppb	2.7876	0.1	6698.85
Mn 257.610	9038.97	ppb	40.9056	0.5	1686401
Mo 202.032	33.9667	ppb	0.4255	1.3	237.312
Na 330.237	2661.34	ppb	102.791	3.9	122.096
Ni 231.604	32.1667	ppb	0.5426	1.7	95.9274
Pb 220.353	44.9206	ppb	1.8863	4.2	81.5861
Sb 206.834	7.0821	ppb	1.7222	24.3	5.5166
Se 196.026	7.4985	ppb	2.8679	38.2	7.5326
Sn 189.925	42.8461	ppb	2.5849	6.0	26.8760
Sr 216.596	165.330	ppb	0.2642	0.2	2111.16
Ti 334.941	769.379	ppb	1.7798	0.2	230006
Tl 190.794	1.2613	ppb	0.8766	69.5	-6.6228
V 292.401	26.1949	ppb	0.2239	0.9	664.806
Zn 206.200	829.704	ppb	3.1128	0.4	906.063

680-106445-b-4-a (Samp) **10/23/2014, 1:16:11 AM** **Rack 3, Tube 45**

Weight: 1 **Volume: 1** **Dilution: 1**

Label	Replicates Concentration		
Ag 328.068	-0.0287	-0.5698u	0.1489
Al 308.215	207447	207580	207812
As 188.980	16.1534	11.0200	19.5416
B 249.678	13.0630	13.4334	13.3946
Ba 389.178	309.335	309.575	309.958
Be 313.042	1.1226	1.1214	1.1278
Ca 370.602	483989	483350	481516
Cd 226.502	1.1436	0.9103	0.8443
Co 228.615	9.2500	9.8629	9.4174
Cr 267.716	137.657	137.210	137.235
Cu 324.754	74.7774	75.4601	76.2467
Fe 271.441	36918.4	36892.6	36873.4
K 766.491	1769.52	1771.61	1773.43
Mg 279.078	10280.9	10252.3	10257.9
Mn 257.610	3665.92	3653.54	3636.83
Mo 202.032	3.2859	3.6721	3.6361
Na 330.237	437.012	342.660	269.800

Label	Replicates Concentration		
Ni 231.604	17.8974	17.5862	15.8935
Pb 220.353	16.2079	17.7946	18.8648
Sb 206.834	6.3017	1.4707	1.1370
Se 196.026	15.8386	19.9436	-2.4321
Sn 189.925	5.9173	4.2949	7.7347
Sr 216.596	173.585	173.220	173.933
Ti 334.941	718.115	719.253	719.339
Tl 190.794	1.1238u	4.4903	-3.9669u
V 292.401	109.611	109.640	109.428
Zn 206.200	66.6740	66.7739	68.6366

Label	Sol'n Conc.	Units	SD	%RSD	Int. (c/s)
Ag 328.068	-0.1498	ppb	0.3743	249.8	-31.6652
Al 308.215	207613	ppb	184.748	0.1	1429020
As 188.980	15.5717	ppb	4.2905	27.6	5.6080
B 249.678	13.2970	ppb	0.2036	1.5	183.277
Ba 389.178	309.623	ppb	0.3142	0.1	6895.98
Be 313.042	1.1240	ppb	0.0034	0.3	1960.62
Ca 370.602	482951	ppb	1284	0.3	1322035
Cd 226.502	0.9660	ppb	0.1572	16.3	204.233
Co 228.615	9.5101	ppb	0.3168	3.3	132.253
Cr 267.716	137.368	ppb	0.2514	0.2	7660.86
Cu 324.754	75.4947	ppb	0.7353	1.0	5820.86
Fe 271.441	36894.8	ppb	22.5650	0.1	58707.0
K 766.491	1771.52	ppb	1.9524	0.1	78775.2
Mg 279.078	10263.7	ppb	15.1221	0.1	27862.1
Mn 257.610	3652.10	ppb	14.6000	0.4	681531
Mo 202.032	3.5314	ppb	0.2133	6.0	28.6706
Na 330.237	349.824	ppb	83.8360	24.0	28.6529
Ni 231.604	17.1257	ppb	1.0784	6.3	50.0253
Pb 220.353	17.6225	ppb	1.3368	7.6	35.2047
Sb 206.834	2.9698	ppb	2.8903	97.3	1.0578
Se 196.026	11.1167	ppb	11.9117	107.2	8.0185
Sn 189.925	5.9823	ppb	1.7208	28.8	-1.0173
Sr 216.596	173.579	ppb	0.3565	0.2	2407.56
Ti 334.941	718.902	ppb	0.6831	0.1	214938
Tl 190.794	0.5491	ppb	4.2578	775.5	-11.0315
V 292.401	109.560	ppb	0.1147	0.1	2802.01
Zn 206.200	67.3615	ppb	1.1054	1.6	72.4528

CRI (Samp) **10/23/2014, 1:20:29 AM** **Rack 3, Tube 46**

Weight: 1 **Volume: 1** **Dilution: 1**

Label	Replicates Concentration		
Ag 328.068	10.9947	10.9539	10.8296
Al 308.215	227.434	225.958	225.702
As 188.980	20.8122	19.5124	18.5482
B 249.678	101.763	102.078	102.298
Ba 389.178	10.1483	10.2315	10.4009
Be 313.042	4.2112	4.2178	4.2216
Ca 370.602	584.5	584.1	587.1
Cd 226.502	5.2786	5.2795	5.2466
Co 228.615	10.4681	10.6340	10.4204
Cr 267.716	10.5132	10.5149	10.6515

Label	Replicates Concentration		
Cu 324.754	21.3553	21.1876	21.2054
Fe 271.441	64.3589	60.5963	58.0880
K 766.491	1066.91	1068.81	1068.34
Mg 279.078	515.224	512.997	516.440
Mn 257.610	11.9144	11.9551	11.9710
Mo 202.032	10.7260	9.9873	10.4512
Na 330.237	1033.50	971.008	980.093
Ni 231.604	43.7761	42.3541	42.8511
Pb 220.353	9.4748	11.3416	13.3692
Sb 206.834	20.9961	22.1207	20.9506
Se 196.026	19.0102	25.0477	16.2591
Sn 189.925	54.2544	52.2434	54.5665
Sr 216.596	10.8791	10.6194	10.4837
Ti 334.941	10.8128	10.6755	10.6655
Tl 190.794	30.2049	26.7861	27.5823
V 292.401	10.4824	10.5747	10.4038
Zn 206.200	22.2511	22.8788	22.1807

Label	Sol'n Conc.	Units	SD	%RSD	Int. (c/s)
Ag 328.068	10.9260	ppb	0.0860	0.8	908.841
Al 308.215	226.365	ppb	0.9350	0.4	2061.47
As 188.980	19.6243	ppb	1.1362	5.8	6.3810
B 249.678	102.047	ppb	0.2690	0.3	1751.32
Ba 389.178	10.2602	ppb	0.1288	1.3	160.177
Be 313.042	4.2168	ppb	0.0053	0.1	7429.54
Ca 370.602	585.2	ppb	1.671	0.3	1624
Cd 226.502	5.2682	ppb	0.0187	0.4	250.819
Co 228.615	10.5075	ppb	0.1121	1.1	125.647
Cr 267.716	10.5599	ppb	0.0794	0.8	615.288
Cu 324.754	21.2494	ppb	0.0921	0.4	1803.99
Fe 271.441	61.0144	ppb	3.1563	5.2	114.609
K 766.491	1068.02	ppb	0.9882	0.1	47593.2
Mg 279.078	514.887	ppb	1.7459	0.3	1427.56
Mn 257.610	11.9468	ppb	0.0292	0.2	2277.77
Mo 202.032	10.3882	ppb	0.3734	3.6	77.4121
Na 330.237	994.867	ppb	33.7644	3.4	70.6384
Ni 231.604	42.9938	ppb	0.7217	1.7	127.114
Pb 220.353	11.3952	ppb	1.9477	17.1	25.2645
Sb 206.834	21.3558	ppb	0.6628	3.1	25.1206
Se 196.026	20.1057	ppb	4.4955	22.4	10.8831
Sn 189.925	53.6881	ppb	1.2609	2.3	35.0791
Sr 216.596	10.6607	ppb	0.2009	1.9	137.271
Ti 334.941	10.7179	ppb	0.0823	0.8	3156.83
Tl 190.794	28.1911	ppb	1.7889	6.3	22.0176
V 292.401	10.4870	ppb	0.0856	0.8	248.099
Zn 206.200	22.4369	ppb	0.3844	1.7	25.4655

mb 680-354493/1-a (Samp) **10/23/2014, 1:24:47 AM** **Rack 3, Tube 47**
Weight: 1 **Volume: 1** **Dilution: 1**

Label	Replicates Concentration		
Ag 328.068	0.0133	0.0156	0.1128
Al 308.215	2.3125	1.7258	3.0701
As 188.980	0.7052	-1.6372u	-1.7416u

Label	Replicates Concentration		
B 249.678	2.0842	2.0083	1.4489
Ba 389.178	-0.1858u	-0.4865u	0.1305
Be 313.042	0.0041	0.0011	0.0029
Ca 370.602	24.91	22.49	17.94
Cd 226.502	-0.0009u	0.1304	0.1045
Co 228.615	-0.1986u	-0.6484u	0.0286
Cr 267.716	0.5819	0.5595	0.6691
Cu 324.754	0.0291	-0.2615u	-0.2778u
Fe 271.441	3.3509	5.1461	11.8160
K 766.491	8.0674	7.8121	8.2781
Mg 279.078	1.0006	1.4120	-0.8119u
Mn 257.610	0.0907	0.0618	0.0642
Mo 202.032	0.2209	-0.0741u	-0.2618u
Na 330.237	27.0184	81.7024	236.651
Ni 231.604	0.4783	1.5237	-0.5507u
Pb 220.353	0.0034	0.9485	1.5751
Sb 206.834	3.4429	-0.3491u	-0.8918u
Se 196.026	-1.5961u	5.0141	0.5402
Sn 189.925	9.4084	8.3527	7.0463
Sr 216.596	0.3647	0.0649	-0.1846u
Ti 334.941	0.2308	0.2599	0.2384
Tl 190.794	0.7349	1.8925	-0.0823u
V 292.401	0.0445	0.2909	0.2932
Zn 206.200	2.9757	3.4433	4.1026

Label	Sol'n Conc.	Units	SD	%RSD	Int. (c/s)
Ag 328.068	0.0472	ppb	0.0568	120.2	-21.2753
Al 308.215	2.3695	ppb	0.6740	28.4	518.621
As 188.980	-0.8912	ppb	1.3835	155.2	-7.3489
B 249.678	1.8471	ppb	0.3470	18.8	77.5326
Ba 389.178	-0.1806	ppb	0.3085	170.8	-74.3841
Be 313.042	0.0027	ppb	0.0015	56.4	-281.158
Ca 370.602	21.78	ppb	3.542	16.3	77.10
Cd 226.502	0.0780	ppb	0.0696	89.2	24.7854
Co 228.615	-0.2728	ppb	0.3446	126.3	1.6863
Cr 267.716	0.6035	ppb	0.0579	9.6	65.1968
Cu 324.754	-0.1701	ppb	0.1727	101.5	223.216
Fe 271.441	6.7710	ppb	4.4603	65.9	26.8776
K 766.491	8.0526	ppb	0.2333	2.9	611.063
Mg 279.078	0.5336	ppb	1.1832	221.8	25.0515
Mn 257.610	0.0722	ppb	0.0161	22.2	58.9650
Mo 202.032	-0.0383	ppb	0.2433	634.6	6.1191
Na 330.237	115.124	ppb	108.739	94.5	29.0701
Ni 231.604	0.4838	ppb	1.0372	214.4	-4.8747
Pb 220.353	0.8423	ppb	0.7912	93.9	8.5454
Sb 206.834	0.7340	ppb	2.3616	321.7	-4.9805
Se 196.026	1.3194	ppb	3.3733	255.7	2.5313
Sn 189.925	8.2691	ppb	1.1833	14.3	0.7130
Sr 216.596	0.0817	ppb	0.2751	336.7	6.1770
Ti 334.941	0.2430	ppb	0.0151	6.2	23.9469
Tl 190.794	0.8484	ppb	0.9923	117.0	-7.8152
V 292.401	0.2095	ppb	0.1429	68.2	-13.0958
Zn 206.200	3.5072	ppb	0.5661	16.1	4.8144

lcs 680-354493/2-a (Samp) **10/23/2014, 1:29:05 AM** **Rack 3, Tube 48**

Weight: 1 **Volume: 1** **Dilution: 1**

Label	Replicates Concentration		
Ag 328.068	49.6981	49.8088	50.1061
Al 308.215	4699.39	4694.64	4686.38
As 188.980	98.8863	98.7152	99.1521
B 249.678	186.402	186.154	186.704
Ba 389.178	98.0337	97.5641	98.4943
Be 313.042	49.6434	49.5059	49.5655
Ca 370.602	4878	4845	4851
Cd 226.502	49.4776	49.7174	49.4188
Co 228.615	50.2770	49.4921	49.6641
Cr 267.716	100.101	99.6049	99.9890
Cu 324.754	99.3121	99.1010	98.4863
Fe 271.441	4862.06	4830.80	4833.98
K 766.491	4911.48	4903.25	4912.28
Mg 279.078	4709.95	4685.88	4682.52
Mn 257.610	511.497	509.199	509.629
Mo 202.032	97.8165	98.2582	97.5174
Na 330.237	4568.09	4668.63	4696.19
Ni 231.604	99.6931	97.2504	97.5421
Pb 220.353	488.645	483.841	482.683
Sb 206.834	48.5505	49.3688	49.1124
Se 196.026	103.615	96.2222	97.3574
Sn 189.925	203.988	197.707	195.830
Sr 216.596	97.1927	96.6754	97.1745
Ti 334.941	99.0432	98.9373	98.9770
Tl 190.794	40.8081	40.7026	39.6763
V 292.401	98.8879	98.3037	98.5911
Zn 206.200	98.5696	102.092	99.7112

Label	Sol'n Conc.	Units	SD	%RSD	Int. (c/s)
Ag 328.068	49.8710	ppb	0.2110	0.4	4238.55
Al 308.215	4693.47	ppb	6.5830	0.1	32818.7
As 188.980	98.9179	ppb	0.2201	0.2	59.4417
B 249.678	186.420	ppb	0.2758	0.1	3149.89
Ba 389.178	98.0307	ppb	0.4651	0.5	2134.17
Be 313.042	49.5716	ppb	0.0689	0.1	90418.7
Ca 370.602	4858	ppb	17.50	0.4	13315
Cd 226.502	49.5379	ppb	0.1582	0.3	2195.30
Co 228.615	49.8111	ppb	0.4126	0.8	577.736
Cr 267.716	99.8982	ppb	0.2601	0.3	5555.31
Cu 324.754	98.9665	ppb	0.4290	0.4	7542.84
Fe 271.441	4842.28	ppb	17.2022	0.4	7725.94
K 766.491	4909.01	ppb	4.9966	0.1	217842
Mg 279.078	4692.79	ppb	14.9590	0.3	12810.3
Mn 257.610	510.108	ppb	1.2215	0.2	95252.1
Mo 202.032	97.8640	ppb	0.3727	0.4	675.337
Na 330.237	4644.30	ppb	67.4248	1.5	241.942
Ni 231.604	98.1618	ppb	1.3341	1.4	298.749
Pb 220.353	485.056	ppb	3.1614	0.7	776.487
Sb 206.834	49.0106	ppb	0.4185	0.9	65.2758
Se 196.026	99.0650	ppb	3.9814	4.0	46.1254
Sn 189.925	199.175	ppb	4.2727	2.1	145.161
Sr 216.596	97.0142	ppb	0.2935	0.3	1220.65

Label	Sol'n Conc.	Units	SD	%RSD	Int. (c/s)
Ti 334.941	98.9858	ppb	0.0535	0.1	29557.2
Tl 190.794	40.3957	ppb	0.6252	1.5	34.9029
V 292.401	98.5942	ppb	0.2921	0.3	2488.90
Zn 206.200	100.124	ppb	1.7971	1.8	109.855

Cont Calib Verif (CCV) **10/23/2014, 1:33:24 AM** **Rack 3, Tube 49**

Weight: 1 **Volume: 1** **Dilution: 1**

Label	Replicates Concentration		
Ag 328.068	492.751	494.689	492.092
Al 308.215	4684.67	4712.11	4699.83
As 188.980	465.697	460.455	465.808
B 249.678	474.183	478.341	478.202
Ba 389.178	4851.22	4876.21	4859.38
Be 313.042	485.746	485.194	484.741
Ca 370.602	4859	4851	4845
Cd 226.502	485.590	487.662	485.841
Co 228.615	489.750	491.081	488.836
Cr 267.716	4867.41	4877.07	4871.64
Cu 324.754	4956.34	4937.16	4923.20
Fe 271.441	4772.64	4791.08	4776.53
K 766.491	9832.18	9842.94	9869.14
Mg 279.078	4740.86	4756.43	4739.81
Mn 257.610	4943.50	4950.84	4959.31
Mo 202.032	483.330	485.362	484.351
Na 330.237	7193.25	7471.02	7286.24
Ni 231.604	2447.82	2464.80	2450.31
Pb 220.353	485.754	487.637	484.007
Sb 206.834	929.966	937.412	936.471
Se 196.026	4770.30	4805.73	4771.83
Sn 189.925	4797.88	4865.79	4818.26
Sr 216.596	2405.80	2412.33	2409.14
Ti 334.941	479.602	481.431	481.771
Tl 190.794	4900.50	4929.62	4914.77
V 292.401	4841.19	4843.25	4846.00
Zn 206.200	2426.92	2443.81	2426.88

Label	Sol'n Conc.	Units	SD	%RSD	Int. (c/s)	QC Value
Ag 328.068	493.177	ppb	1.3505	0.3	42107.9	98.63544
Al 308.215	4698.87	ppb	13.7470	0.3	33356.4	93.97741
As 188.980	463.986	ppb	3.0592	0.7	303.669	92.79729
B 249.678	476.909	ppb	2.3617	0.5	8015.14	95.38176
Ba 389.178	4862.27	ppb	12.7394	0.3	108802	97.24538
Be 313.042	485.227	ppb	0.5034	0.1	887843	97.04546
Ca 370.602	4852	ppb	6.770	0.1	13606	97.03254
Cd 226.502	486.364	ppb	1.1308	0.2	21201.6	97.27289
Co 228.615	489.889	ppb	1.1290	0.2	5646.12	97.97776
Cr 267.716	4872.04	ppb	4.8433	0.1	269204	97.44075
Cu 324.754	4938.90	ppb	16.6343	0.3	364613	98.77801
Fe 271.441	4780.09	ppb	9.7195	0.2	7729.29	95.60171
K 766.491	9848.09	ppb	19.0095	0.2	436762	98.48089
Mg 279.078	4745.70	ppb	9.3071	0.2	12862.9	94.91396
Mn 257.610	4951.21	ppb	7.9110	0.2	923764	99.02427
Mo 202.032	484.348	ppb	1.0160	0.2	3313.33	96.86956

Label	Sol'n Conc.	Units	SD	%RSD	Int. (c/s)	QC Value
Na 330.237	7316.84	ppb	141.389	1.9	311.489	97.55785
Ni 231.604	2454.31	ppb	9.1697	0.4	7614.49	98.17242
Pb 220.353	485.799	ppb	1.8154	0.4	781.630	97.15989
Sb 206.834	934.617	ppb	4.0548	0.4	1410.75	93.46165
Se 196.026	4782.62	ppb	20.0275	0.4	2128.50	95.65241
Sn 189.925	4827.31	ppb	34.8490	0.7	3646.99	96.54614
Sr 216.596	2409.09	ppb	3.2661	0.1	30025.1	96.36349
Ti 334.941	480.935	ppb	1.1663	0.2	143761	96.18697
Tl 190.794	4914.96	ppb	14.5632	0.3	5360.94	98.29926
V 292.401	4843.48	ppb	2.4107	0.0	123690	96.86963
Zn 206.200	2432.54	ppb	9.7639	0.4	2643.65	97.30148

Cont Calib Blank (CCB) **10/23/2014, 1:37:42 AM** **Rack 3, Tube 50**

Weight: 1 **Volume: 1** **Dilution: 1**

Label	Replicates	Concentration	
Ag 328.068	0.1872	0.2095	0.4293
Al 308.215	-2.8020u	-1.5079u	-0.7635u
As 188.980	1.7640	-0.5898u	-0.8017u
B 249.678	7.3964	6.7985	6.5289
Ba 389.178	0.8962	0.7490	0.7440
Be 313.042	0.0578	0.0539	0.0686
Ca 370.602	5.416	4.855	5.419
Cd 226.502	0.1920	0.2111	-0.0244u
Co 228.615	0.4971	0.4966	0.0607
Cr 267.716	0.6755	0.6942	0.7705
Cu 324.754	0.7921	0.5952	0.5552
Fe 271.441	2.8531	-0.6631u	-2.1432u
K 766.491	1.4534	1.6319	2.2641
Mg 279.078	0.2348	0.4145	4.1741
Mn 257.610	0.8156	0.8314	0.9893
Mo 202.032	1.2796	1.1768	0.8706
Na 330.237	-40.0663u	7.0710	0.6079
Ni 231.604	1.8310	0.7077	0.8248
Pb 220.353	0.7361	0.9664	0.5728
Sb 206.834	3.5785	3.8445	-0.2043u
Se 196.026	-2.4691u	-0.9026u	-1.1520u
Sn 189.925	1.5228	-0.4165u	0.2780
Sr 216.596	0.3903	0.2409	0.6194
Ti 334.941	0.2093	0.1444	0.2110
Tl 190.794	4.7948	7.5582	4.9738
V 292.401	0.8669	0.7294	0.7266
Zn 206.200	0.0470	-0.1179u	1.6533

Label	Sol'n Conc.	Units	SD	%RSD	Int. (c/s)	QC Value
Ag 328.068	0.2753	ppb	0.1338	48.6	-1.7734	0.27532
Al 308.215	-1.6911	ppb	1.0315	61.0	490.823	-1.69110
As 188.980	0.1241	ppb	1.4241	1147.2	-6.6697	0.12413
B 249.678	6.9079	ppb	0.4440	6.4	162.072	6.90792
Ba 389.178	0.7964	ppb	0.0864	10.9	-52.5032	0.79642
Be 313.042	0.0601	ppb	0.0076	12.6	-176.228	0.06010
Ca 370.602	5.230	ppb	0.3247	6.2	31.87	5.23015
Cd 226.502	0.1263	ppb	0.1308	103.6	26.8662	0.12626
Co 228.615	0.3515	ppb	0.2518	71.6	8.8419	0.35148

Label	Sol'n Conc.	Units	SD	%RSD	Int. (c/s)	QC Value
Cr 267.716	0.7134	ppb	0.0503	7.1	71.2566	0.71339
Cu 324.754	0.6475	ppb	0.1268	19.6	283.573	0.64748
Fe 271.441	0.0156	ppb	2.5664	16451.0	16.2119	0.01560
K 766.491	1.7831	ppb	0.4260	23.9	333.176	1.78312
Mg 279.078	1.6078	ppb	2.2243	138.3	27.9663	1.60777
Mn 257.610	0.8788	ppb	0.0961	10.9	209.431	0.87877
Mo 202.032	1.1090	ppb	0.2128	19.2	13.9652	1.10901
Na 330.237	-10.7958	ppb	25.5541	236.7	23.1218	-10.79577
Ni 231.604	1.1212	ppb	0.6175	55.1	-2.8973	1.12117
Pb 220.353	0.7584	ppb	0.1978	26.1	8.4107	0.75841
Sb 206.834	2.4063	ppb	2.2647	94.1	-2.5570	2.40625
Se 196.026	-1.5079	ppb	0.8417	55.8	1.2750	-1.50788
Sn 189.925	0.4614	ppb	0.9826	213.0	-5.1946	0.46141
Sr 216.596	0.4169	ppb	0.1907	45.7	10.3308	0.41688
Ti 334.941	0.1882	ppb	0.0379	20.2	7.5657	0.18821
Tl 190.794	5.7756	ppb	1.5463	26.8	-2.4413	5.77561
V 292.401	0.7743	ppb	0.0802	10.4	1.1789	0.77431
Zn 206.200	0.5274	ppb	0.9785	185.5	1.5583	0.52743

680-106406-a-27-a (Samp) **10/23/2014, 1:42:00 AM** **Rack 3, Tube 51**

Weight: 1 **Volume: 1** **Dilution: 1**

Label	Replicates Concentration		
Ag 328.068	7.9466	8.0275	8.1090
Al 308.215	27908.4	27889.6	27965.7
As 188.980	10.6094	10.3323	17.6758
B 249.678	248.183	248.158	250.088
Ba 389.178	2179.78	2179.32	2185.96
Be 313.042	0.5934	0.5937	0.5798
Ca 370.602	158376	158376	158139
Cd 226.502	49.1274	48.9225	49.1199
Co 228.615	65.3620	64.4006	64.4823
Cr 267.716	3629.65	3622.87	3624.84
Cu 324.754	136.956	136.337	136.858
Fe 271.441	45122.0	45070.5	45141.6
K 766.491	5860.68	5878.75	5886.70
Mg 279.078	302545	301745	302338
Mn 257.610	2732.37	2714.70	2703.42
Mo 202.032	4.9996	4.7970	4.1864
Na 330.237	-9085.52u	-8484.30u	-8231.63u
Ni 231.604	1234.26	1234.72	1238.09
Pb 220.353	24052.2x	23971.3x	23988.2x
Sb 206.834	53.2793	55.2395	56.6271
Se 196.026	-10.9560u	11.8105	7.9049
Sn 189.925	33.4129	28.0429	25.3026
Sr 216.596	261.756	259.648	260.506
Ti 334.941	8143.54	8148.44	8154.26
Tl 190.794	0.6082u	4.4580	4.8526
V 292.401	46.3205	46.1858	45.5255
Zn 206.200	241836x	240601x	241023x

Label	Sol'n Conc.	Units	SD	%RSD	Int. (c/s)
Ag 328.068	8.0277b	ppb	0.0812	1.0	653.311
Al 308.215	27921.2b	ppb	39.6641	0.1	192692

Label	Sol'n Conc.	Units	SD	%RSD	Int. (c/s)
As 188.980	12.8725b	ppb	4.1621	32.3	1.8579
B 249.678	248.810b	ppb	1.1071	0.4	4098.95
Ba 389.178	2181.68b	ppb	3.7080	0.2	49218.0
Be 313.042	0.5889b	ppb	0.0080	1.4	851.406
Ca 370.602	158297b	ppb	136.5	0.1	436336
Cd 226.502	49.0566b	ppb	0.1162	0.2	2333.02
Co 228.615	64.7483b	ppb	0.5331	0.8	933.842
Cr 267.716	3625.79b	ppb	3.4840	0.1	200420
Cu 324.754	136.717b	ppb	0.3325	0.2	10342.8
Fe 271.441	45111.4b	ppb	36.7494	0.1	71791.2
K 766.491	5875.38b	ppb	13.3341	0.2	260675
Mg 279.078	302209b	ppb	415.396	0.1	824199
Mn 257.610	2716.83b	ppb	14.5917	0.5	508990
Mo 202.032	4.6610b	ppb	0.4233	9.1	36.0773
Na 330.237	-8600.49b	ppb	438.641	5.1	-6408.17
Ni 231.604	1235.69b	ppb	2.0887	0.2	3834.91
Pb 220.353	24003.9xb	ppb	42.6687	0.2	38066.1
Sb 206.834	55.0486b	ppb	1.6820	3.1	118.154
Se 196.026	2.9198b	ppb	12.1744	417.0	4.2403
Sn 189.925	28.9195b	ppb	4.1256	14.3	16.3222
Sr 216.596	260.637b	ppb	1.0597	0.4	3342.59
Ti 334.941	8148.75b	ppb	5.3681	0.1	2437001
Tl 190.794	3.3063b	ppb	2.3449	70.9	-9.4992
V 292.401	46.0106b	ppb	0.4255	0.9	1145.84
Zn 206.200	241153xb	ppb	627.684	0.3	263499

680-106406-a-27-aSD^ (Samp) **10/23/2014, 1:46:18 AM** **Rack 3, Tube 52**

Weight: 1 **Volume: 1** **Dilution: 1**

Label	Replicates Concentration		
Ag 328.068	1.8794	1.9465	1.6250
Al 308.215	5578.58	5459.37	5369.56
As 188.980	6.4530	4.1823	0.5226
B 249.678	55.9684	54.1326	53.1946
Ba 389.178	463.124	453.211	447.620
Be 313.042	0.1147	0.1108	0.1125
Ca 370.602	33472	32814	32322
Cd 226.502	10.7476	10.3662	10.3274
Co 228.615	14.6632	13.8123	13.4541
Cr 267.716	781.654	765.778	754.775
Cu 324.754	27.6608	27.3046	26.4870
Fe 271.441	9762.60	9546.67	9393.91
K 766.491	1046.75	1026.89	1009.08
Mg 279.078	62692.6	61417.8	60457.7
Mn 257.610	595.975	584.052	575.800
Mo 202.032	0.5602	0.5595	1.1768
Na 330.237	8420.29u	8828.16u	9439.26u
Ni 231.604	273.716	266.731	263.521
Pb 220.353	5249.44	5135.70	5066.83
Sb 206.834	13.5502	9.8297	7.7593
Se 196.026	1.3124	4.6258	0.4573
Sn 189.925	6.0345	8.8526	5.5800
Sr 216.596	57.8655	55.8624	55.4627
Ti 334.941	1748.44	1738.44	1711.13

Label	Replicates Concentration		
Tl 190.794	1.5833	0.9527	1.9988
V 292.401	9.7134	9.2854	9.4515
Zn 206.200	70176.9x	68883.3x	67849.8x

Label	Sol'n Conc.	Units	SD	%RSD	Int. (c/s)
Ag 328.068	1.8170b	ppb	0.1696	9.3	128.455
Al 308.215	5469.17b	ppb	104.855	1.9	38149.5
As 188.980	3.7193b	ppb	2.9921	80.4	-4.2688
B 249.678	54.4319b	ppb	1.4109	2.6	933.859
Ba 389.178	454.652b	ppb	7.8517	1.7	10199.2
Be 313.042	0.1127b	ppb	0.0019	1.7	-66.3087
Ca 370.602	32869b	ppb	577.1	1.8	90632
Cd 226.502	10.4804b	ppb	0.2322	2.2	514.907
Co 228.615	13.9766b	ppb	0.6211	4.4	204.813
Cr 267.716	767.402b	ppb	13.5131	1.8	42444.0
Cu 324.754	27.1508b	ppb	0.6018	2.2	2243.18
Fe 271.441	9567.73b	ppb	185.241	1.9	15239.1
K 766.491	1027.58b	ppb	18.8410	1.8	45800.5
Mg 279.078	61522.7b	ppb	1121.12	1.8	167806
Mn 257.610	585.276b	ppb	10.1428	1.7	109662
Mo 202.032	0.7655b	ppb	0.3562	46.5	11.1546
Na 330.237	8895.90b	ppb	512.852	5.8	-1271.87
Ni 231.604	267.989b	ppb	5.2128	1.9	826.697
Pb 220.353	5150.66b	ppb	92.2177	1.8	8173.74
Sb 206.834	10.3797b	ppb	2.9344	28.3	18.3863
Se 196.026	2.1318b	ppb	2.2018	103.3	3.1060
Sn 189.925	6.8224b	ppb	1.7729	26.0	-0.3848
Sr 216.596	56.3969b	ppb	1.2874	2.3	726.556
Ti 334.941	1732.67b	ppb	19.3156	1.1	518137
Tl 190.794	1.5116b	ppb	0.5267	34.8	-8.0087
V 292.401	9.4834b	ppb	0.2158	2.3	221.599
Zn 206.200	68970.0xb	ppb	1166.01	1.7	75362.6

680-106406-a-27-aPDS (Samp) **10/23/2014, 1:50:36 AM** **Rack 3, Tube 53**

Weight: 1 **Volume: 1** **Dilution: 1**

Label	Replicates Concentration		
Ag 328.068	109.422	109.395	109.030
Al 308.215	28766.5	28839.9	28839.3
As 188.980	112.941	109.972	114.380
B 249.678	435.316	437.968	440.282
Ba 389.178	2239.56	2243.43	2235.98
Be 313.042	95.7556	95.9930	95.8583
Ca 370.602	165195	165884	165823
Cd 226.502	141.493	142.878	142.636
Co 228.615	158.476	158.477	160.096
Cr 267.716	3674.36	3684.68	3690.78
Cu 324.754	240.305	241.244	240.307
Fe 271.441	53394.7	53590.1	53544.6
K 766.491	17647.5	17686.1	17636.2
Mg 279.078	309316	309899	309759
Mn 257.610	3645.18	3657.49	3664.80
Mo 202.032	98.9399	99.6360	100.001
Na 330.237	2421.00u	3080.47u	2815.62u

Label	Replicates Concentration		
Ni 231.604	1314.67	1322.42	1318.20
Pb 220.353	23800.2x	23892.9x	23982.5x
Sb 206.834	152.804	157.394	151.155
Se 196.026	102.999	106.903	106.321
Sn 189.925	123.737	125.982	127.003
Sr 216.596	350.228	353.251	351.920
Ti 334.941	8170.33	8183.41	8163.20
Tl 190.794	20.4429	22.2265	22.0518
V 292.401	142.715	142.501	143.313
Zn 206.200	240090x	241572x	241861x

Label	Sol'n Conc.	Units	SD	%RSD	Int. (c/s)
Ag 328.068	109.283b	ppb	0.2187	0.2	9313.50
Al 308.215	28815.2b	ppb	42.1681	0.1	198873
As 188.980	112.431b	ppb	2.2476	2.0	68.4181
B 249.678	437.855b	ppb	2.4850	0.6	7238.38
Ba 389.178	2239.65b	ppb	3.7245	0.2	50531.4
Be 313.042	95.8690b	ppb	0.1191	0.1	175200
Ca 370.602	165634b	ppb	381.5	0.2	456366
Cd 226.502	142.336b	ppb	0.7397	0.5	6423.83
Co 228.615	159.016b	ppb	0.9350	0.6	2017.39
Cr 267.716	3683.27b	ppb	8.2985	0.2	203603
Cu 324.754	240.619b	ppb	0.5416	0.2	18015.5
Fe 271.441	53509.8b	ppb	102.225	0.2	85163.2
K 766.491	17656.6b	ppb	26.1871	0.1	782868
Mg 279.078	309658b	ppb	304.477	0.1	844494
Mn 257.610	3655.82b	ppb	9.9169	0.3	684233
Mo 202.032	99.5255b	ppb	0.5389	0.5	684.350
Na 330.237	2772.37b	ppb	331.855	12.0	-5869.03
Ni 231.604	1318.43b	ppb	3.8772	0.3	4092.34
Pb 220.353	23891.9xb	ppb	91.1549	0.4	37889.2
Sb 206.834	153.784b	ppb	3.2330	2.1	262.029
Se 196.026	105.408b	ppb	2.1062	2.0	50.0715
Sn 189.925	125.574b	ppb	1.6708	1.3	89.4579
Sr 216.596	351.800b	ppb	1.5154	0.4	4491.21
Ti 334.941	8172.31b	ppb	10.2498	0.1	2444060
Tl 190.794	21.5737b	ppb	0.9832	4.6	9.8975
V 292.401	142.843b	ppb	0.4207	0.3	3610.34
Zn 206.200	241174xb	ppb	950.254	0.4	263521

680-106406-a-27-b ms (Samp) **10/23/2014, 1:54:54 AM** **Rack 3, Tube 54**

Weight: 1 **Volume: 1** **Dilution: 1**

Label	Replicates Concentration		
Ag 328.068	58.9657	58.6283	58.6819
Al 308.215	33882.1	33875.2	33896.3
As 188.980	80.5213	80.7618	83.0980
B 249.678	418.445	417.989	418.311
Ba 389.178	2330.20	2329.06	2337.03
Be 313.042	48.0649	48.0367	48.1227
Ca 370.602	202815	202272	202523
Cd 226.502	90.5822	90.4687	90.2124
Co 228.615	106.564	107.411	105.718
Cr 267.716	3287.46	3282.43	3289.34

Label	Replicates	Concentration	
Cu 324.754	246.382	246.174	245.990
Fe 271.441	48774.1	48625.1	48801.6
K 766.491	12422.9	12393.9	12434.5
Mg 279.078	280920	280972	281695
Mn 257.610	3041.45	3009.17	2997.60
Mo 202.032	63.7656	63.7311	62.2119
Na 330.237	-279.836u	1775.35u	2100.54u
Ni 231.604	1250.26	1245.77	1256.20
Pb 220.353	22073.0x	22042.5x	22068.9x
Sb 206.834	60.0916	59.9699	69.0864
Se 196.026	92.0631	74.9938	90.4241
Sn 189.925	225.907	218.334	222.356
Sr 216.596	386.700	385.910	387.464
Ti 334.941	7765.22	7775.65	7779.86
Tl 190.794	42.7096	44.3906	40.2914
V 292.401	139.515	138.288	139.102
Zn 206.200	224958x	224638x	225181x

Label	Sol'n Conc.	Units	SD	%RSD	Int. (c/s)
Ag 328.068	58.7586b	ppb	0.1813	0.3	4989.13
Al 308.215	33884.5b	ppb	10.7748	0.0	233741
As 188.980	81.4604b	ppb	1.4233	1.7	47.7851
B 249.678	418.248b	ppb	0.2345	0.1	6920.72
Ba 389.178	2332.10b	ppb	4.3081	0.2	52558.1
Be 313.042	48.0747b	ppb	0.0438	0.1	87758.7
Ca 370.602	202536b	ppb	271.7	0.1	557249
Cd 226.502	90.4211b	ppb	0.1894	0.2	4146.17
Co 228.615	106.564b	ppb	0.8462	0.8	1404.85
Cr 267.716	3286.41b	ppb	3.5710	0.1	181670
Cu 324.754	246.182b	ppb	0.1962	0.1	18422.5
Fe 271.441	48733.6b	ppb	94.9742	0.2	77558.4
K 766.491	12417.1b	ppb	20.8669	0.2	550631
Mg 279.078	281196b	ppb	433.043	0.2	766879
Mn 257.610	3016.07b	ppb	22.7245	0.8	564684
Mo 202.032	63.2362b	ppb	0.8872	1.4	436.400
Na 330.237	1198.68b	ppb	1290.72	107.7	-5536.38
Ni 231.604	1250.75b	ppb	5.2350	0.4	3881.85
Pb 220.353	22061.4xb	ppb	16.5283	0.1	34986.5
Sb 206.834	63.0493b	ppb	5.2286	8.3	125.106
Se 196.026	85.8270b	ppb	9.4176	11.0	41.1819
Sn 189.925	222.199b	ppb	3.7890	1.7	162.568
Sr 216.596	386.692b	ppb	0.7772	0.2	4937.55
Ti 334.941	7773.58b	ppb	7.5333	0.1	2324786
Tl 190.794	42.4639b	ppb	2.0606	4.9	32.9495
V 292.401	138.968b	ppb	0.6244	0.4	3525.72
Zn 206.200	224926xb	ppb	273.005	0.1	245768

680-106406-a-27-c m (Samp) **10/23/2014, 1:59:12 AM** **Rack 3, Tube 55**

Weight: 1 **Volume: 1** **Dilution: 1**

Label	Replicates	Concentration	
Ag 328.068	60.9438	61.3840	61.2457
Al 308.215	33674.2	33699.8	33692.4
As 188.980	77.3414	90.5087	78.5559

Label	Replicates	Concentration	
B 249.678	435.326	438.490	438.324
Ba 389.178	2282.88	2289.76	2282.78
Be 313.042	47.9670	48.0907	48.0601
Ca 370.602	173046	173339	173071
Cd 226.502	96.1548	96.4750	96.2966
Co 228.615	111.266	111.169	111.296
Cr 267.716	3762.26	3769.49	3768.22
Cu 324.754	235.856	235.878	235.954
Fe 271.441	48916.0	49032.4	48944.5
K 766.491	12216.9	12188.8	12201.5
Mg 279.078	303717	304663	304070
Mn 257.610	3150.89	3173.13	3164.11
Mo 202.032	62.8555	63.5835	62.2659
Na 330.237	-2305.27u	-3359.82u	-3641.77u
Ni 231.604	1340.05	1344.82	1327.92
Pb 220.353	24493.2x	24593.9x	24506.8x
Sb 206.834	68.3960	66.0080	69.6882
Se 196.026	84.0040	84.4429	81.9220
Sn 189.925	232.056	229.515	229.466
Sr 216.596	361.159	361.057	359.544
Ti 334.941	8521.75	8517.94	8510.77
Tl 190.794	42.1450	39.8451	40.4487
V 292.401	135.655	136.829	136.332
Zn 206.200	239343x	240467x	239451x

Label	Sol'n Conc.	Units	SD	%RSD	Int. (c/s)
Ag 328.068	61.1912b	ppb	0.2251	0.4	5198.47
Al 308.215	33688.8b	ppb	13.2149	0.0	232394
As 188.980	82.1353b	ppb	7.2769	8.9	48.2330
B 249.678	437.380b	ppb	1.7805	0.4	7239.86
Ba 389.178	2285.14b	ppb	4.0020	0.2	51539.1
Be 313.042	48.0393b	ppb	0.0644	0.1	87683.3
Ca 370.602	173152b	ppb	162.6	0.1	477124
Cd 226.502	96.3088b	ppb	0.1604	0.2	4403.66
Co 228.615	111.243b	ppb	0.0665	0.1	1475.46
Cr 267.716	3766.66b	ppb	3.8627	0.1	208207
Cu 324.754	235.896b	ppb	0.0515	0.0	17663.7
Fe 271.441	48964.3b	ppb	60.6662	0.1	77926.9
K 766.491	12202.4b	ppb	14.0575	0.1	541115
Mg 279.078	304150b	ppb	478.163	0.2	829480
Mn 257.610	3162.71b	ppb	11.1839	0.4	592191
Mo 202.032	62.9016b	ppb	0.6600	1.0	434.104
Na 330.237	-3102.29b	ppb	704.485	22.7	-6109.12
Ni 231.604	1337.60b	ppb	8.7117	0.7	4151.59
Pb 220.353	24531.3xb	ppb	54.6253	0.2	38902.4
Sb 206.834	68.0307b	ppb	1.8671	2.7	137.977
Se 196.026	83.4563b	ppb	1.3467	1.6	40.1621
Sn 189.925	230.346b	ppb	1.4816	0.6	168.731
Sr 216.596	360.587b	ppb	0.9045	0.3	4597.74
Ti 334.941	8516.82b	ppb	5.5748	0.1	2547059
Tl 190.794	40.8129b	ppb	1.1924	2.9	31.2037
V 292.401	136.272b	ppb	0.5895	0.4	3447.92
Zn 206.200	239753xb	ppb	620.531	0.3	261969

680-106406-a-23-a (Samp) **10/23/2014, 2:03:30 AM** **Rack 3, Tube 56**

Weight: 1 **Volume: 1** **Dilution: 1**

Label	Replicates Concentration		
Ag 328.068	8.3176	8.3850	8.2851
Al 308.215	34196.8	34296.6	34274.7
As 188.980	10.6336	14.8561	6.9913
B 249.678	235.362	236.839	237.642
Ba 389.178	1097.30	1098.84	1095.33
Be 313.042	0.5630	0.5677	0.5687
Ca 370.602	167399	167564	168543
Cd 226.502	34.7719	35.0164	34.9734
Co 228.615	67.9912	67.8530	69.2101
Cr 267.716	5097.35	5100.65	5116.56
Cu 324.754	109.782	110.737	110.658
Fe 271.441	45700.9	45869.3	45929.3
K 766.491	5232.70	5229.96	5226.15
Mg 279.078	297788	299179	299463
Mn 257.610	2600.93	2619.62	2631.10
Mo 202.032	3.0716	3.8986	2.6171
Na 330.237	-9375.75u	-7697.83u	-8924.17u
Ni 231.604	1312.81	1328.00	1330.05
Pb 220.353	30287.8x	30456.6x	30491.8x
Sb 206.834	54.6985	58.9668	55.6165
Se 196.026	0.3539	-5.0402u	5.4065
Sn 189.925	31.8860	31.7889	31.7232
Sr 216.596	254.172	254.442	255.432
Ti 334.941	11581.9	11596.6	11604.7
Tl 190.794	5.7481	4.4607	8.0804
V 292.401	45.7526	45.5851	45.6772
Zn 206.200	241081x	241750x	242739x

Label	Sol'n Conc.	Units	SD	%RSD	Int. (c/s)
Ag 328.068	8.3292b	ppb	0.0510	0.6	678.705
Al 308.215	34256.0b	ppb	52.4831	0.2	236279
As 188.980	10.8270b	ppb	3.9360	36.4	0.5505
B 249.678	236.614b	ppb	1.1567	0.5	3893.60
Ba 389.178	1097.16b	ppb	1.7613	0.2	24934.4
Be 313.042	0.5665b	ppb	0.0030	0.5	813.596
Ca 370.602	167835b	ppb	618.3	0.4	463897
Cd 226.502	34.9206b	ppb	0.1306	0.4	1720.86
Co 228.615	68.3514b	ppb	0.7468	1.1	1052.14
Cr 267.716	5104.85b	ppb	10.2686	0.2	282153
Cu 324.754	110.393b	ppb	0.5299	0.5	8400.65
Fe 271.441	45833.1b	ppb	118.412	0.3	72943.2
K 766.491	5229.60b	ppb	3.2881	0.1	232052
Mg 279.078	298810b	ppb	896.137	0.3	814928
Mn 257.610	2617.22b	ppb	15.2230	0.6	490384
Mo 202.032	3.1958b	ppb	0.6497	20.3	26.0200
Na 330.237	-8665.90b	ppb	868.261	10.0	-6436.08
Ni 231.604	1323.62b	ppb	9.4185	0.7	4108.01
Pb 220.353	30412.0xb	ppb	109.065	0.4	48225.3
Sb 206.834	56.4272b	ppb	2.2467	4.0	137.534
Se 196.026	0.2401b	ppb	5.2242	2176.3	3.0339
Sn 189.925	31.7994b	ppb	0.0819	0.3	18.5012
Sr 216.596	254.682b	ppb	0.6637	0.3	3270.50

Label	Sol'n Conc.	Units	SD	%RSD	Int. (c/s)
Ti 334.941	11594.4b	ppb	11.5800	0.1	3467256
Tl 190.794	6.0964b	ppb	1.8348	30.1	-6.5698
V 292.401	45.6716b	ppb	0.0839	0.2	1126.16
Zn 206.200	241857xb	ppb	834.210	0.3	264263

680-106406-a-24-a (Samp) **10/23/2014, 2:07:48 AM** **Rack 3, Tube 57**

Weight: 1 **Volume: 1** **Dilution: 1**

Label	Replicates	Concentration	
Ag 328.068	0.2317u	0.0797u	-0.0125u
Al 308.215	34331.6	34353.9	34374.3
As 188.980	12.3965	15.0091	5.8857
B 249.678	24.3852	23.8872	24.5747
Ba 389.178	175.885	175.057	176.750
Be 313.042	0.0523	0.0549	0.0500
Ca 370.602	1899732x	1911411x	1892059x
Cd 226.502	1.2214	1.3152	1.4252
Co 228.615	4.1900	4.0903	4.2256
Cr 267.716	193.633	194.127	194.339
Cu 324.754	22.3855	22.4313	22.2517
Fe 271.441	11621.4	11625.7	11635.3
K 766.491	7146.04	7151.62	7144.85
Mg 279.078	133943	133924	133921
Mn 257.610	1257.47	1257.36	1255.96
Mo 202.032	2.4060	2.5902	3.2488
Na 330.237	1744.14u	1538.00u	1802.67u
Ni 231.604	34.2874	33.9499	33.5347
Pb 220.353	220.898	223.497	223.988
Sb 206.834	-6.0419u	2.6687	1.8554
Se 196.026	3.4099	8.1032	6.5063
Sn 189.925	25.4536	27.4946	23.0240
Sr 216.596	1584.46	1583.61	1582.69
Ti 334.941	1109.39	1110.83	1111.00
Tl 190.794	1.1486	-2.5018u	-1.4714u
V 292.401	43.9345	43.5509	43.6924
Zn 206.200	4360.30	4355.97	4342.58

Label	Sol'n Conc.	Units	SD	%RSD	Int. (c/s)
Ag 328.068	0.0997b	ppb	0.1233	123.8	-74.0620
Al 308.215	34353.3b	ppb	21.3637	0.1	236889
As 188.980	11.0971b	ppb	4.6984	42.3	0.9576
B 249.678	24.2824b	ppb	0.3551	1.5	425.338
Ba 389.178	175.898b	ppb	0.8467	0.5	4061.01
Be 313.042	0.0524b	ppb	0.0024	4.7	465.285
Ca 370.602	1901067xb	ppb	9745	0.5	5204438
Cd 226.502	1.3206b	ppb	0.1020	7.7	125.169
Co 228.615	4.1686b	ppb	0.0702	1.7	77.4967
Cr 267.716	194.033b	ppb	0.3621	0.2	10767.2
Cu 324.754	22.3562b	ppb	0.0933	0.4	1889.83
Fe 271.441	11627.5b	ppb	7.0966	0.1	18513.4
K 766.491	7147.50b	ppb	3.6158	0.1	317061
Mg 279.078	133929b	ppb	11.8668	0.0	365262
Mn 257.610	1256.93b	ppb	0.8394	0.1	235463
Mo 202.032	2.7484b	ppb	0.4431	16.1	24.5767

Label	Sol'n Conc.	Units	SD	%RSD	Int. (c/s)
Na 330.237	1694.94b	ppb	139.025	8.2	-8.4486
Ni 231.604	33.9240b	ppb	0.3771	1.1	99.9712
Pb 220.353	222.794b	ppb	1.6606	0.7	360.581
Sb 206.834	-0.5059b	ppb	4.8115	951.0	-4.1938
Se 196.026	6.0065b	ppb	2.3863	39.7	4.9940
Sn 189.925	25.3240b	ppb	2.2381	8.8	13.6176
Sr 216.596	1583.59b	ppb	0.8839	0.1	20537.6
Ti 334.941	1110.41b	ppb	0.8864	0.1	332210
Tl 190.794	-0.9415b	ppb	1.8820	199.9	-10.6043
V 292.401	43.7260b	ppb	0.1940	0.4	1113.95
Zn 206.200	4352.95b	ppb	9.2408	0.2	4756.37

680-106406-a-25-a (Samp) **10/23/2014, 2:12:06 AM** **Rack 3, Tube 58**

Weight: 1 **Volume: 1** **Dilution: 1**

Label	Replicates Concentration		
Ag 328.068	19.2035	19.3923	19.1288
Al 308.215	56130.5	56020.9	55937.0
As 188.980	11.0300	2.4786	7.1798
B 249.678	42.8129	42.1011	42.3086
Ba 389.178	443.465	442.131	442.953
Be 313.042	0.3455	0.3471	0.3491
Ca 370.602	103414	103018	103342
Cd 226.502	12.7678	12.6920	12.6356
Co 228.615	283.697	283.452	284.564
Cr 267.716	823.514	821.028	822.573
Cu 324.754	520.625	516.352	517.205
Fe 271.441	32647.1	32571.0	32621.5
K 766.491	6245.54	6222.69	6233.61
Mg 279.078	5984.59	5976.12	5965.77
Mn 257.610	439.847	437.469	438.953
Mo 202.032	6.9035	7.3860	6.0495
Na 330.237	1858.55u	1833.66u	1722.66u
Ni 231.604	36.7082	37.2604	37.3868
Pb 220.353	3835.57	3830.10	3823.53
Sb 206.834	11.4897	13.4795	14.2739
Se 196.026	-2.7645u	4.1179	8.2922
Sn 189.925	71.8301	67.7228	67.7121
Sr 216.596	138.037	138.155	138.206
Ti 334.941	4418.21	4411.99	4419.93
Tl 190.794	2.2238u	2.2221u	-0.2837u
V 292.401	87.9850	88.1259	88.0662
Zn 206.200	7768.77	7758.84	7742.92

Label	Sol'n Conc.	Units	SD	%RSD	Int. (c/s)
Ag 328.068	19.2415	ppb	0.1358	0.7	1612.34
Al 308.215	56029.4	ppb	97.0592	0.2	386067
As 188.980	6.8962	ppb	4.2827	62.1	-1.7662
B 249.678	42.4076	ppb	0.3661	0.9	679.609
Ba 389.178	442.850	ppb	0.6729	0.2	9870.21
Be 313.042	0.3473	ppb	0.0018	0.5	392.242
Ca 370.602	103258	ppb	210.8	0.2	284182
Cd 226.502	12.6985	ppb	0.0663	0.5	698.464
Co 228.615	283.904	ppb	0.5842	0.2	3368.79

Label	Sol'n Conc.	Units	SD	%RSD	Int. (c/s)
Cr 267.716	822.372	ppb	1.2548	0.2	45498.8
Cu 324.754	518.061	ppb	2.2613	0.4	38475.1
Fe 271.441	32613.2	ppb	38.7085	0.1	51931.7
K 766.491	6233.95	ppb	11.4249	0.2	276569
Mg 279.078	5975.49	ppb	9.4251	0.2	16290.8
Mn 257.610	438.756	ppb	1.2008	0.3	82022.0
Mo 202.032	6.7797	ppb	0.6768	10.0	51.1089
Na 330.237	1804.95	ppb	72.3462	4.0	-99.3520
Ni 231.604	37.1185	ppb	0.3609	1.0	110.995
Pb 220.353	3829.73	ppb	6.0319	0.2	6078.86
Sb 206.834	13.0810	ppb	1.4342	11.0	23.6461
Se 196.026	3.2152	ppb	5.5834	173.7	3.7564
Sn 189.925	69.0883	ppb	2.3744	3.4	46.7310
Sr 216.596	138.133	ppb	0.0863	0.1	1809.87
Ti 334.941	4416.71	ppb	4.1806	0.1	1320574
Tl 190.794	1.3874	ppb	1.4472	104.3	-10.3575
V 292.401	88.0590	ppb	0.0707	0.1	2276.15
Zn 206.200	7756.84	ppb	13.0381	0.2	8472.91

680-106406-a-26-a (Samp) **10/23/2014, 2:16:25 AM** **Rack 3, Tube 59**

Weight: 1 **Volume: 1** **Dilution: 1**

Label	Replicates Concentration		
Ag 328.068	0.2807u	0.1470u	0.6958
Al 308.215	11177.0	11153.4	11176.1
As 188.980	8.5451	20.1396	21.2157
B 249.678	29.3434	29.6013	29.6221
Ba 389.178	919.267	918.812	917.099
Be 313.042	0.5672	0.5694	0.5686
Ca 370.602	196700	196393	196433
Cd 226.502	1.5473	1.5921	1.4266
Co 228.615	9.0641	8.8794	9.6165
Cr 267.716	169.698	169.588	170.009
Cu 324.754	716.670	711.604	712.946
Fe 271.441	120022	119989	120242
K 766.491	3355.96	3340.74	3343.71
Mg 279.078	12427.2	12420.6	12446.7
Mn 257.610	576.246	576.717	578.518
Mo 202.032	55.4232	54.3783	54.5361
Na 330.237	1753.34	1600.13	1594.87
Ni 231.604	97.7762	98.4930	100.377
Pb 220.353	45.0583	43.4097	44.4828
Sb 206.834	-0.8454	1.0084	2.9554
Se 196.026	6.5910	13.4380	7.6095
Sn 189.925	35.0465	40.0332	39.7283
Sr 216.596	555.594	557.818	559.386
Ti 334.941	750.808	749.094	749.725
Tl 190.794	-0.8160u	-3.8267u	-4.1677u
V 292.401	31.2378	30.4841	30.9823
Zn 206.200	182.839	186.042	188.867

Label	Sol'n Conc.	Units	SD	%RSD	Int. (c/s)
Ag 328.068	0.3745	ppb	0.2861	76.4	-30.9159
Al 308.215	11168.8	ppb	13.3967	0.1	77562.7

Label	Sol'n Conc.	Units	SD	%RSD	Int. (c/s)
As 188.980	16.6335	ppb	7.0254	42.2	3.6905
B 249.678	29.5222	ppb	0.1552	0.5	261.290
Ba 389.178	918.393	ppb	1.1429	0.1	20573.5
Be 313.042	0.5684	ppb	0.0011	0.2	812.148
Ca 370.602	196509	ppb	166.8	0.1	536891
Cd 226.502	1.5220	ppb	0.0856	5.6	545.819
Co 228.615	9.1867	ppb	0.3836	4.2	133.508
Cr 267.716	169.765	ppb	0.2187	0.1	9475.10
Cu 324.754	713.740	ppb	2.6246	0.4	52954.5
Fe 271.441	120084	ppb	137.351	0.1	191035
K 766.491	3346.80	ppb	8.0688	0.2	148598
Mg 279.078	12431.5	ppb	13.5781	0.1	33913.0
Mn 257.610	577.161	ppb	1.1992	0.2	108111
Mo 202.032	54.7792	ppb	0.5633	1.0	375.313
Na 330.237	1649.45	ppb	90.0120	5.5	68.1583
Ni 231.604	98.8822	ppb	1.3435	1.4	310.954
Pb 220.353	44.3169	ppb	0.8367	1.9	85.1747
Sb 206.834	1.0395	ppb	1.9006	182.8	0.4638
Se 196.026	9.2128	ppb	3.6944	40.1	7.2191
Sn 189.925	38.2693	ppb	2.7953	7.3	23.4126
Sr 216.596	557.599	ppb	1.9054	0.3	7190.67
Ti 334.941	749.875	ppb	0.8672	0.1	224203
Tl 190.794	-2.9368	ppb	1.8445	62.8	-27.8611
V 292.401	30.9014	ppb	0.3833	1.2	810.361
Zn 206.200	185.916	ppb	3.0159	1.6	198.045

680-106406-a-28-a (Samp) **10/23/2014, 2:20:43 AM** **Rack 3, Tube 60**

Weight: 1 **Volume: 1** **Dilution: 1**

Label	Replicates Concentration		
Ag 328.068	9.5121	9.7658	9.5146
Al 308.215	27445.7	27497.9	27453.0
As 188.980	12.3525	6.3942	13.3380
B 249.678	272.612	274.439	273.095
Ba 389.178	1972.10	1969.54	1973.04
Be 313.042	0.5560	0.5590	0.5471
Ca 370.602	117973	117613	117536
Cd 226.502	56.6760	56.6062	56.2379
Co 228.615	73.3084	71.6178	72.3690
Cr 267.716	2011.52	2008.71	2008.32
Cu 324.754	109.693	110.032	110.586
Fe 271.441	57288.6	57000.9	57033.2
K 766.491	4566.32	4571.03	4576.04
Mg 279.078	346320	346585	346019
Mn 257.610	3292.53	3282.11	3281.31
Mo 202.032	2.9212	4.0220	2.9707
Na 330.237	-23590.8u	-23114.5u	-23038.9u
Ni 231.604	1328.70	1322.80	1324.94
Pb 220.353	21141.4x	20974.8x	20910.3x
Sb 206.834	28.1631	29.3982	26.1510
Se 196.026	-5.4061u	1.8020	1.7146
Sn 189.925	37.2880	38.5626	37.9101
Sr 216.596	255.057	253.540	252.613
Ti 334.941	4277.26	4265.45	4288.58

Label	Replicates	Concentration	
Tl 190.794	3.2824u	1.1325u	-2.5549u
V 292.401	53.4429	53.2217	53.0030
Zn 206.200	272773x	271080x	269723x

Label	Sol'n Conc.	Units	SD	%RSD	Int. (c/s)
Ag 328.068	9.5975b	ppb	0.1458	1.5	788.024
Al 308.215	27465.5b	ppb	28.2500	0.1	189578
As 188.980	10.6949b	ppb	3.7570	35.1	0.3166
B 249.678	273.382b	ppb	0.9469	0.3	4481.03
Ba 389.178	1971.56b	ppb	1.8114	0.1	44581.8
Be 313.042	0.5540b	ppb	0.0062	1.1	775.625
Ca 370.602	117707b	ppb	233.5	0.2	323459
Cd 226.502	56.5067b	ppb	0.2354	0.4	2703.62
Co 228.615	72.4317b	ppb	0.8470	1.2	937.149
Cr 267.716	2009.52b	ppb	1.7450	0.1	111113
Cu 324.754	110.104b	ppb	0.4508	0.4	8384.17
Fe 271.441	57107.5b	ppb	157.597	0.3	90870.7
K 766.491	4571.13b	ppb	4.8648	0.1	202866
Mg 279.078	346308b	ppb	283.129	0.1	944462
Mn 257.610	3285.31b	ppb	6.2589	0.2	615361
Mo 202.032	3.3046b	ppb	0.6218	18.8	26.2276
Na 330.237	-23248.0b	ppb	299.213	1.3	-7843.89
Ni 231.604	1325.48b	ppb	2.9859	0.2	4114.80
Pb 220.353	21008.8xb	ppb	119.245	0.6	33319.2
Sb 206.834	27.9041b	ppb	1.6390	5.9	60.0199
Se 196.026	-0.6298b	ppb	4.1366	656.8	2.8916
Sn 189.925	37.9202b	ppb	0.6374	1.7	23.1290
Sr 216.596	253.736b	ppb	1.2338	0.5	3252.52
Ti 334.941	4277.10b	ppb	11.5658	0.3	1279451
Tl 190.794	0.6200b	ppb	2.9522	476.1	-13.7370
V 292.401	53.2225b	ppb	0.2200	0.4	1346.34
Zn 206.200	271192xb	ppb	1528.00	0.6	296327

Cont Calib Verif (CCV) **10/23/2014, 2:25:01 AM** **Rack 4, Tube 1**
Weight: 1 **Volume: 1** **Dilution: 1**

Label	Replicates	Concentration	
Ag 328.068	492.017	486.905	489.619
Al 308.215	4710.72	4703.34	4695.15
As 188.980	461.853	472.162	461.646
B 249.678	475.262	477.480	478.319
Ba 389.178	4855.00	4846.29	4837.88
Be 313.042	487.082	485.620	485.366
Ca 370.602	4849	4867	4853
Cd 226.502	485.166	484.795	482.983
Co 228.615	489.638	489.605	489.151
Cr 267.716	4867.82	4862.69	4856.69
Cu 324.754	4966.56	4860.31	4933.89
Fe 271.441	4784.95	4769.85	4764.90
K 766.491	9884.60	9876.56	9866.82
Mg 279.078	4793.63	4782.39	4777.25
Mn 257.610	4926.04	4959.04	4930.94
Mo 202.032	482.418	482.741	482.131
Na 330.237	7382.98	7301.65	7328.89

Label	Replicates Concentration		
Ni 231.604	2454.72	2444.87	2437.34
Pb 220.353	491.293	490.616	489.651
Sb 206.834	927.664	931.496	926.385
Se 196.026	4787.96	4806.95	4814.14
Sn 189.925	4849.65	4818.18	4823.67
Sr 216.596	2406.99	2417.86	2394.34
Ti 334.941	482.392	481.515	481.196
Tl 190.794	4906.07	4909.96	4902.82
V 292.401	4834.82	4849.76	4835.46
Zn 206.200	2477.86	2475.34	2452.77

Label	Sol'n Conc.	Units	SD	%RSD	Int. (c/s)	QC Value
Ag 328.068	489.514	ppb	2.5572	0.5	41794.6	97.90277
Al 308.215	4703.07	ppb	7.7860	0.2	33383.9	94.06138
As 188.980	465.220	ppb	6.0125	1.3	304.496	93.04404
B 249.678	477.020	ppb	1.5797	0.3	8016.94	95.40410
Ba 389.178	4846.39	ppb	8.5576	0.2	108447	96.92780
Be 313.042	486.023	ppb	0.9265	0.2	889298	97.20454
Ca 370.602	4856	ppb	9.746	0.2	13619	97.12957
Cd 226.502	484.315	ppb	1.1681	0.2	21112.4	96.86291
Co 228.615	489.465	ppb	0.2722	0.1	5641.31	97.89291
Cr 267.716	4862.40	ppb	5.5697	0.1	268671	97.24805
Cu 324.754	4920.25	ppb	54.4254	1.1	363237	98.40507
Fe 271.441	4773.23	ppb	10.4425	0.2	7718.11	95.46461
K 766.491	9875.99	ppb	8.9047	0.1	437999	98.75991
Mg 279.078	4784.42	ppb	8.3757	0.2	12969.0	95.68843
Mn 257.610	4938.67	ppb	17.8062	0.4	921424	98.77346
Mo 202.032	482.430	ppb	0.3049	0.1	3300.22	96.48599
Na 330.237	7337.84	ppb	41.3974	0.6	311.622	97.83791
Ni 231.604	2445.65	ppb	8.7164	0.4	7587.58	97.82585
Pb 220.353	490.520	ppb	0.8252	0.2	789.107	98.10397
Sb 206.834	928.515	ppb	2.6596	0.3	1401.79	92.85150
Se 196.026	4803.02	ppb	13.5237	0.3	2137.56	96.06033
Sn 189.925	4830.50	ppb	16.8100	0.3	3649.41	96.61002
Sr 216.596	2406.40	ppb	11.7744	0.5	29991.7	96.25587
Ti 334.941	481.701	ppb	0.6193	0.1	143990	96.34026
Tl 190.794	4906.28	ppb	3.5784	0.1	5351.45	98.12563
V 292.401	4840.02	ppb	8.4437	0.2	123602	96.80030
Zn 206.200	2468.66	ppb	13.8115	0.6	2683.14	98.74625

Cont Calib Blank (CCB) **10/23/2014, 2:29:20 AM** **Rack 4, Tube 2**

Weight: 1 **Volume: 1** **Dilution: 1**

Label	Replicates Concentration		
Ag 328.068	0.2254	0.1376	0.5547
Al 308.215	-1.1655u	-2.8875u	-2.3957u
As 188.980	1.6198	-2.0848u	-1.2233u
B 249.678	8.3638	7.3442	6.8954
Ba 389.178	0.7621	0.9758	1.1002
Be 313.042	0.0554	0.0515	0.0639
Ca 370.602	7.662	8.909	7.961
Cd 226.502	0.2411	0.1284	0.1920
Co 228.615	0.6074	0.3060	0.3910
Cr 267.716	0.6486	0.8929	0.6970

Label	Replicates Concentration		
Cu 324.754	0.4748	0.4997	0.6006
Fe 271.441	4.6366	-2.7792u	7.1616
K 766.491	1.7400	1.3944	1.2939
Mg 279.078	8.6519	7.0617	9.8747
Mn 257.610	0.7123	0.7595	0.9185
Mo 202.032	0.9988	0.4314	-0.1442u
Na 330.237	-169.693u	41.5825	7.8908
Ni 231.604	1.2092	1.8906	0.7512
Pb 220.353	1.8529	-0.1129u	2.6163
Sb 206.834	2.6908	2.0387	4.1567
Se 196.026	6.0938	-2.3641u	4.7156
Sn 189.925	1.0414	1.2814	0.1819
Sr 216.596	0.3254	0.4527	0.4742
Ti 334.941	0.5030	0.4978	0.4616
Tl 190.794	4.4115	4.1906	5.1086
V 292.401	1.0399	1.0621	1.0698
Zn 206.200	12.0021	7.8373	10.1308

Label	Sol'n Conc.	Units	SD	%RSD	Int. (c/s)	QC Value
Ag 328.068	0.3059	ppb	0.2199	71.9	0.8460	0.30589
Al 308.215	-2.1496	ppb	0.8870	41.3	487.635	-2.14957
As 188.980	-0.5627	ppb	1.9386	344.5	-7.1292	-0.56273
B 249.678	7.5345	ppb	0.7525	10.0	172.564	7.53446
Ba 389.178	0.9460	ppb	0.1710	18.1	-49.1469	0.94602
Be 313.042	0.0569	ppb	0.0064	11.2	-181.939	0.05693
Ca 370.602	8.177	ppb	0.6509	8.0	40.05	8.17739
Cd 226.502	0.1871	ppb	0.0565	30.2	29.5188	0.18715
Co 228.615	0.4348	ppb	0.1554	35.7	9.8249	0.43482
Cr 267.716	0.7462	ppb	0.1293	17.3	73.0695	0.74620
Cu 324.754	0.5250	ppb	0.0666	12.7	274.510	0.52502
Fe 271.441	3.0063	ppb	5.1670	171.9	20.9733	3.00634
K 766.491	1.4761	ppb	0.2340	15.9	319.567	1.47609
Mg 279.078	8.5295	ppb	1.4105	16.5	46.8457	8.52945
Mn 257.610	0.7968	ppb	0.1080	13.6	194.189	0.79680
Mo 202.032	0.4287	ppb	0.5715	133.3	9.3123	0.42868
Na 330.237	-40.0731	ppb	113.511	283.3	21.4987	-40.07308
Ni 231.604	1.2836	ppb	0.5734	44.7	-2.3927	1.28364
Pb 220.353	1.4521	ppb	1.4081	97.0	9.5113	1.45211
Sb 206.834	2.9621	ppb	1.0848	36.6	-1.7320	2.96208
Se 196.026	2.8151	ppb	4.5379	161.2	3.1961	2.81509
Sn 189.925	0.8349	ppb	0.5781	69.2	-4.9120	0.83491
Sr 216.596	0.4174	ppb	0.0805	19.3	10.3328	0.41744
Ti 334.941	0.4875	ppb	0.0225	4.6	97.0522	0.48746
Tl 190.794	4.5702	ppb	0.4792	10.5	-3.7536	4.57022
V 292.401	1.0573	ppb	0.0155	1.5	8.5270	1.05728
Zn 206.200	9.9901	ppb	2.0860	20.9	11.8981	9.99007

680-106406-a-29-a (Samp) **10/23/2014, 2:33:39 AM** **Rack 4, Tube 3**

Weight: 1 **Volume: 1** **Dilution: 1**

Label	Replicates Concentration		
Ag 328.068	-0.5300u	-0.0391u	0.1032u
Al 308.215	36464.4	36522.9	36519.9
As 188.980	11.7353	10.4927	14.1027

Label	Replicates	Concentration	
B 249.678	25.4296	25.7044	25.0919
Ba 389.178	133.909	134.779	136.485
Be 313.042	0.1145	0.1190	0.1228
Ca 370.602	2004777x	2014341x	1995408x
Cd 226.502	2.1845	2.1129	2.0536
Co 228.615	6.3775	7.2343	6.3120
Cr 267.716	116.612	116.359	116.482
Cu 324.754	33.7589	35.3317	33.6872
Fe 271.441	15796.7	15763.0	15773.5
K 766.491	9318.92	9313.67	9304.16
Mg 279.078	137562	137597	137457
Mn 257.610	1428.81	1422.67	1417.81
Mo 202.032	2.8923	3.5041	3.8826
Na 330.237	2402.22	2264.16	2014.57
Ni 231.604	31.0143	34.3709	33.0198
Pb 220.353	49.2297	53.5272	53.9857
Sb 206.834	1.9831	1.0235	-2.3341u
Se 196.026	6.2179	4.9376	-1.8380u
Sn 189.925	23.5667	22.7767	23.4934
Sr 216.596	1647.41	1644.81	1646.50
Ti 334.941	1113.15	1113.86	1115.63
Tl 190.794	-2.3659u	-2.4592u	-5.0471u
V 292.401	50.2210	50.4158	50.1235
Zn 206.200	851.666	850.600	855.568

Label	Sol'n Conc.	Units	SD	%RSD	Int. (c/s)
Ag 328.068	-0.1553b	ppb	0.3322	213.9	-98.2624
Al 308.215	36502.4b	ppb	32.9809	0.1	251684
As 188.980	12.1102b	ppb	1.8339	15.1	1.6307
B 249.678	25.4087b	ppb	0.3068	1.2	434.493
Ba 389.178	135.058b	ppb	1.3106	1.0	3153.95
Be 313.042	0.1188b	ppb	0.0041	3.5	622.288
Ca 370.602	2004842xb	ppb	9467	0.5	5488473
Cd 226.502	2.1170b	ppb	0.0656	3.1	175.698
Co 228.615	6.6413b	ppb	0.5146	7.7	106.101
Cr 267.716	116.484b	ppb	0.1265	0.1	6485.16
Cu 324.754	34.2593b	ppb	0.9294	2.7	2769.87
Fe 271.441	15777.8b	ppb	17.2602	0.1	25115.5
K 766.491	9312.25b	ppb	7.4843	0.1	413012
Mg 279.078	137539b	ppb	72.7408	0.1	375102
Mn 257.610	1423.10b	ppb	5.5159	0.4	266497
Mo 202.032	3.4264b	ppb	0.4997	14.6	29.0102
Na 330.237	2226.98b	ppb	196.484	8.8	103.013
Ni 231.604	32.8017b	ppb	1.6889	5.1	96.8316
Pb 220.353	52.2475b	ppb	2.6236	5.0	90.4034
Sb 206.834	0.2242b	ppb	2.2669	1011.1	-3.9075
Se 196.026	3.1058b	ppb	4.3291	139.4	3.7783
Sn 189.925	23.2789b	ppb	0.4365	1.9	12.0706
Sr 216.596	1646.24b	ppb	1.3163	0.1	21365.7
Ti 334.941	1114.21b	ppb	1.2745	0.1	333356
Tl 190.794	-3.2907b	ppb	1.5218	46.2	-13.6219
V 292.401	50.2534b	ppb	0.1488	0.3	1285.70
Zn 206.200	852.611b	ppb	2.6156	0.3	931.550

680-106406-a-30-a (Samp) **10/23/2014, 2:37:58 AM** **Rack 4, Tube 4**

Weight: 1 **Volume: 1** **Dilution: 1**

Label	Replicates	Concentration	
Ag 328.068	0.3374	0.0158u	0.3692
Al 308.215	5657.81	5670.23	5649.19
As 188.980	26.2883	23.8464	16.4072
B 249.678	15.7795u	14.7216u	15.1373u
Ba 389.178	62.4236	61.3508	62.8207
Be 313.042	0.3905	0.3943	0.3907
Ca 370.602	16384	16383	16328
Cd 226.502	20.0796	20.0239	19.9825
Co 228.615	18.4721	17.7504	17.8967
Cr 267.716	214.865	214.406	214.342
Cu 324.754	735.720	729.848	730.217
Fe 271.441	163510	163057	163037
K 766.491	323.039	323.099	321.586
Mg 279.078	13328.4	13334.1	13305.1
Mn 257.610	634.571	634.700	633.200
Mo 202.032	50.5450	50.5521	50.5543
Na 330.237	1565.86u	1729.85	1647.38
Ni 231.604	132.434	131.926	131.788
Pb 220.353	640.180	642.960	639.135
Sb 206.834	2.6873	3.7827	2.0883
Se 196.026	0.9665	5.7632	3.2793
Sn 189.925	28.7821	32.1707	35.9302
Sr 216.596	40.8545	41.0318	40.6283
Ti 334.941	216.693	216.674	216.148
Tl 190.794	-3.2693u	-0.8358u	-3.4150u
V 292.401	25.3789	25.2500	24.9836
Zn 206.200	1460.29	1471.12	1453.63

Label	Sol'n Conc.	Units	SD	%RSD	Int. (c/s)
Ag 328.068	0.2408	ppb	0.1955	81.2	-31.3528
Al 308.215	5659.08	ppb	10.5799	0.2	39727.6
As 188.980	22.1806	ppb	5.1469	23.2	7.0630
B 249.678	15.2128	ppb	0.5330	3.5	-77.5497
Ba 389.178	62.1984	ppb	0.7604	1.2	1430.97
Be 313.042	0.3918	ppb	0.0021	0.5	425.196
Ca 370.602	16365	ppb	32.01	0.2	43036
Cd 226.502	20.0287	ppb	0.0487	0.2	1515.30
Co 228.615	18.0397	ppb	0.3815	2.1	227.170
Cr 267.716	214.538	ppb	0.2851	0.1	11968.9
Cu 324.754	731.928	ppb	3.2890	0.4	54315.2
Fe 271.441	163201	ppb	267.884	0.2	259622
K 766.491	322.575	ppb	0.8569	0.3	14552.0
Mg 279.078	13322.5	ppb	15.3646	0.1	36344.0
Mn 257.610	634.157	ppb	0.8313	0.1	118858
Mo 202.032	50.5505	ppb	0.0048	0.0	344.368
Na 330.237	1647.70	ppb	81.9926	5.0	27.3182
Ni 231.604	132.050	ppb	0.3403	0.3	417.618
Pb 220.353	640.758	ppb	1.9771	0.3	1034.10
Sb 206.834	2.8528	ppb	0.8592	30.1	5.1484
Se 196.026	3.3363	ppb	2.3989	71.9	4.9966
Sn 189.925	32.2944	ppb	3.5756	11.1	18.8915
Sr 216.596	40.8382	ppb	0.2023	0.5	717.922

Label	Sol'n Conc.	Units	SD	%RSD	Int. (c/s)
Ti 334.941	216.505	ppb	0.3092	0.1	64731.0
Tl 190.794	-2.5067	ppb	1.4489	57.8	-33.1115
V 292.401	25.2042	ppb	0.2016	0.8	670.815
Zn 206.200	1461.68	ppb	8.8304	0.6	1589.96

680-106406-a-31-a (Samp) **10/23/2014, 2:42:17 AM** **Rack 4, Tube 5**

Weight: 1 **Volume: 1** **Dilution: 1**

Label	Replicates Concentration		
Ag 328.068	-0.2495u	0.0334u	-0.1033u
Al 308.215	113515	113352	113294
As 188.980	46.2182	40.2453	40.1547
B 249.678	266.871	268.724	269.512
Ba 389.178	1478.51	1478.45	1475.46
Be 313.042	4.0600	4.0465	4.0393
Ca 370.602	1526639x	1517299x	1532613x
Cd 226.502	11.2837	11.4352	10.9719
Co 228.615	40.4771	40.2091	39.7752
Cr 267.716	169.741	169.924	169.749
Cu 324.754	122.637	122.531	123.887
Fe 271.441	115843	116213	115984
K 766.491	15588.4	15580.3	15512.4
Mg 279.078	87339.6	87466.7	87468.7
Mn 257.610	4416.55	4411.83	4432.34
Mo 202.032	12.1426	11.5291	11.3087
Na 330.237	3941.67	4281.27	4501.16
Ni 231.604	113.514	112.234	114.133
Pb 220.353	1546.95	1553.99	1545.05
Sb 206.834	2.5016	7.2787	5.7482
Se 196.026	0.0084	-7.2801u	6.9538
Sn 189.925	19.3235	20.6678	12.1078
Sr 216.596	531.822	535.811	534.183
Ti 334.941	4955.96	4960.79	4940.11
Tl 190.794	0.8566u	-3.7824u	-3.6250u
V 292.401	184.083	183.970	184.741
Zn 206.200	5507.35	5490.58	5537.19

Label	Sol'n Conc.	Units	SD	%RSD	Int. (c/s)
Ag 328.068	-0.1065b	ppb	0.1415	132.9	-55.0365
Al 308.215	113387b	ppb	114.812	0.1	780862
As 188.980	42.2061b	ppb	3.4749	8.2	21.9176
B 249.678	268.369b	ppb	1.3554	0.5	4260.20
Ba 389.178	1477.48b	ppb	1.7435	0.1	33192.0
Be 313.042	4.0486b	ppb	0.0105	0.3	7662.62
Ca 370.602	1525517xb	ppb	7718	0.5	4176888
Cd 226.502	11.2303b	ppb	0.2362	2.1	953.900
Co 228.615	40.1538b	ppb	0.3542	0.9	579.945
Cr 267.716	169.805b	ppb	0.1030	0.1	9502.81
Cu 324.754	123.018b	ppb	0.7541	0.6	9361.08
Fe 271.441	116013b	ppb	186.691	0.2	184565
K 766.491	15560.4b	ppb	41.7583	0.3	689955
Mg 279.078	87425.0b	ppb	74.0045	0.1	238331
Mn 257.610	4420.24b	ppb	10.7409	0.2	825553
Mo 202.032	11.6601b	ppb	0.4321	3.7	80.4396

Label	Sol'n Conc.	Units	SD	%RSD	Int. (c/s)
Na 330.237	4241.36b	ppb	281.873	6.6	52.3165
Ni 231.604	113.294b	ppb	0.9682	0.9	355.315
Pb 220.353	1548.66b	ppb	4.7076	0.3	2467.22
Sb 206.834	5.1762b	ppb	2.4394	47.1	7.1630
Se 196.026	-0.1060b	ppb	7.1177	6717.2	3.8924
Sn 189.925	17.3664b	ppb	4.6034	26.5	7.5969
Sr 216.596	533.939b	ppb	2.0059	0.4	7412.35
Ti 334.941	4952.29b	ppb	10.8175	0.2	1480874
Tl 190.794	-2.1836b	ppb	2.6341	120.6	-24.0265
V 292.401	184.265b	ppb	0.4163	0.2	4803.23
Zn 206.200	5511.70b	ppb	23.6097	0.4	6017.79

680-106406-a-32-a (Samp) **10/23/2014, 2:46:36 AM** **Rack 4, Tube 6**

Weight: 1 **Volume: 1** **Dilution: 1**

Label	Replicates	Concentration	
Ag 328.068	8.2510	8.1207	8.1725
Al 308.215	91050.2	91080.4	91049.9
As 188.980	42.8539	46.3936	47.4757
B 249.678	298.377	300.740	300.990
Ba 389.178	633.267	633.062	633.883
Be 313.042	3.1276	3.1204	3.1208
Ca 370.602	1420284x	1416460x	1417563x
Cd 226.502	7.5055	7.5352	7.8132
Co 228.615	1347.84	1352.10	1340.47
Cr 267.716	162.292	162.340	161.974
Cu 324.754	161.249	161.695	161.044
Fe 271.441	78784.8	78988.1	78831.2
K 766.491	20233.6	20241.0	20294.5
Mg 279.078	69041.4	69107.4	68988.6
Mn 257.610	3104.85	3122.70	3102.13
Mo 202.032	10.0223	10.2576	10.0207
Na 330.237	1157.08u	944.274u	1069.37u
Ni 231.604	93.9168	92.1857	93.2129
Pb 220.353	520.749	520.609	514.654
Sb 206.834	-2.4623	0.5352	-2.6048
Se 196.026	8.4600	1.0382	11.7753
Sn 189.925	151.094	157.444	162.650
Sr 216.596	663.194	663.861	661.020
Ti 334.941	4062.41	4072.57	4068.52
Tl 190.794	-7.2461u	1.9492u	-2.3453u
V 292.401	161.632	163.111	161.462
Zn 206.200	7923.70	7929.63	7922.82

Label	Sol'n Conc.	Units	SD	%RSD	Int. (c/s)
Ag 328.068	8.1814b	ppb	0.0656	0.8	649.507
Al 308.215	91060.2b	ppb	17.4814	0.0	627171
As 188.980	45.5744b	ppb	2.4173	5.3	24.1827
B 249.678	300.036b	ppb	1.4420	0.5	4875.05
Ba 389.178	633.404b	ppb	0.4271	0.1	14249.8
Be 313.042	3.1230b	ppb	0.0040	0.1	5927.92
Ca 370.602	1418102xb	ppb	1968	0.1	3882865
Cd 226.502	7.6179b	ppb	0.1697	2.2	654.963
Co 228.615	1346.80b	ppb	5.8870	0.4	15591.6

Label	Sol'n Conc.	Units	SD	%RSD	Int. (c/s)
Cr 267.716	162.202b	ppb	0.1991	0.1	9056.01
Cu 324.754	161.330b	ppb	0.3331	0.2	12172.1
Fe 271.441	78868.1b	ppb	106.545	0.1	125638
K 766.491	20256.4b	ppb	33.2486	0.2	898101
Mg 279.078	69045.8b	ppb	59.4724	0.1	188240
Mn 257.610	3109.90b	ppb	11.1749	0.4	580884
Mo 202.032	10.1002b	ppb	0.1363	1.3	71.5481
Na 330.237	1056.91b	ppb	106.949	10.1	-149.262
Ni 231.604	93.1052b	ppb	0.8705	0.9	286.212
Pb 220.353	518.671b	ppb	3.4794	0.7	831.806
Sb 206.834	-1.5106b	ppb	1.7732	117.4	-3.8768
Se 196.026	7.0912b	ppb	5.4979	77.5	6.4720
Sn 189.925	157.063b	ppb	5.7871	3.7	113.296
Sr 216.596	662.692b	ppb	1.4855	0.2	8929.65
Ti 334.941	4067.83b	ppb	5.1142	0.1	1216381
Tl 190.794	-2.5474b	ppb	4.6010	180.6	-16.1439
V 292.401	162.068b	ppb	0.9073	0.6	4209.38
Zn 206.200	7925.38b	ppb	3.7001	0.0	8656.99

680-106406-a-33-a (Samp) **10/23/2014, 2:50:55 AM** **Rack 4, Tube 7**

Weight: 1 **Volume: 1** **Dilution: 1**

Label	Replicates Concentration		
Ag 328.068	1.5361	1.3553	1.6271
Al 308.215	112688	112422	112548
As 188.980	0.0582	3.8497	2.1900
B 249.678	79.6933	79.6431	79.1548
Ba 389.178	713.897	711.909	713.103
Be 313.042	1.0195	1.0301	1.0293
Ca 370.602	245715	247594	249310
Cd 226.502	5.4618	5.2405	5.3048
Co 228.615	22.2945	21.9791	22.4950
Cr 267.716	90.4999	90.0947	90.5499
Cu 324.754	454.923	450.517	452.979
Fe 271.441	50579.5	50753.6	50925.3
K 766.491	3783.05	3764.35	3773.15
Mg 279.078	13463.3	13447.2	13482.6
Mn 257.610	746.150	746.491	747.562
Mo 202.032	2.2085	3.1863	2.8225
Na 330.237	1500.81	1664.16	1226.72
Ni 231.604	45.4648	46.3287	44.1187
Pb 220.353	594.286	586.714	587.480
Sb 206.834	0.8774	7.3429	6.4313
Se 196.026	-5.5498u	8.0795	-0.3100
Sn 189.925	41.4440	40.2009	45.6032
Sr 216.596	244.102	245.275	243.699
Ti 334.941	4504.12	4489.62	4501.29
Tl 190.794	-2.7228u	0.5531u	-0.2583u
V 292.401	82.2523	81.6465	82.2000
Zn 206.200	1487.30	1483.63	1490.40

Label	Sol'n Conc.	Units	SD	%RSD	Int. (c/s)
Ag 328.068	1.5062	ppb	0.1384	9.2	90.1029
Al 308.215	112553	ppb	133.089	0.1	774997

Label	Sol'n Conc.	Units	SD	%RSD	Int. (c/s)
As 188.980	2.0326	ppb	1.9006	93.5	-4.5460
B 249.678	79.4971	ppb	0.2975	0.4	1256.95
Ba 389.178	712.970	ppb	1.0010	0.1	15937.7
Be 313.042	1.0263	ppb	0.0059	0.6	1689.40
Ca 370.602	247540	ppb	1798	0.7	678974
Cd 226.502	5.3357	ppb	0.1138	2.1	447.206
Co 228.615	22.2562	ppb	0.2601	1.2	359.748
Cr 267.716	90.3815	ppb	0.2497	0.3	5064.43
Cu 324.754	452.806	ppb	2.2079	0.5	33667.9
Fe 271.441	50752.8	ppb	172.888	0.3	80752.9
K 766.491	3773.52	ppb	9.3560	0.2	167512
Mg 279.078	13464.4	ppb	17.7076	0.1	36688.0
Mn 257.610	746.735	ppb	0.7369	0.1	139574
Mo 202.032	2.7391	ppb	0.4942	18.0	22.6261
Na 330.237	1463.90	ppb	221.043	15.1	35.8120
Ni 231.604	45.3041	ppb	1.1137	2.5	138.629
Pb 220.353	589.493	ppb	4.1685	0.7	941.562
Sb 206.834	4.8839	ppb	3.4995	71.7	3.7922
Se 196.026	0.7399	ppb	6.8751	929.2	2.8828
Sn 189.925	42.4160	ppb	2.8293	6.7	26.5501
Sr 216.596	244.359	ppb	0.8188	0.3	3214.72
Ti 334.941	4498.34	ppb	7.6825	0.2	1345001
Tl 190.794	-0.8094	ppb	1.7061	210.8	-15.8251
V 292.401	82.0330	ppb	0.3357	0.4	2160.41
Zn 206.200	1487.11	ppb	3.3881	0.2	1623.34

680-106406-a-34-a (Samp) **10/23/2014, 2:55:14 AM** **Rack 4, Tube 8**

Weight: 1 **Volume: 1** **Dilution: 1**

Label	Replicates Concentration		
Ag 328.068	0.0170u	0.0908u	-0.0003u
Al 308.215	84168.6	84183.9	84251.7
As 188.980	24.0372	31.7065	25.1393
B 249.678	261.286	263.244	263.987
Ba 389.178	1577.66	1579.02	1576.24
Be 313.042	3.4822	3.4693	3.4685
Ca 370.602	995360x	1004155x	1001123x
Cd 226.502	8.6915	8.6808	8.5818
Co 228.615	50.5761	50.7852	51.1175
Cr 267.716	129.785	129.470	129.869
Cu 324.754	92.7748	93.0055	93.3863
Fe 271.441	124105	124461	124209
K 766.491	10493.8	10454.5	10453.3
Mg 279.078	53609.2	53749.7	53770.1
Mn 257.610	3199.84	3202.65	3216.10
Mo 202.032	8.5404	7.5736	8.3315
Na 330.237	1973.33	2093.93	2083.99
Ni 231.604	102.617	101.867	101.310
Pb 220.353	1849.82	1850.21	1855.81
Sb 206.834	0.3526	3.8165	6.2371
Se 196.026	6.0229	-3.5711	13.0582
Sn 189.925	24.5131	23.9326	25.3029
Sr 216.596	380.084	379.400	382.149
Ti 334.941	3663.47	3667.24	3661.99

Label	Replicates Concentration		
Tl 190.794	-1.8183u	-1.2279u	-3.7705u
V 292.401	147.573	146.942	147.271
Zn 206.200	1974.16	1989.63	1997.38

Label	Sol'n Conc.	Units	SD	%RSD	Int. (c/s)
Ag 328.068	0.0358b	ppb	0.0484	135.0	-43.3536
Al 308.215	84201.4b	ppb	44.2184	0.1	580066
As 188.980	26.9610b	ppb	4.1465	15.4	11.3548
B 249.678	262.839b	ppb	1.3951	0.5	4148.64
Ba 389.178	1577.64b	ppb	1.3897	0.1	35391.9
Be 313.042	3.4733b	ppb	0.0077	0.2	6425.39
Ca 370.602	1000213xb	ppb	4468	0.4	2738233
Cd 226.502	8.6514b	ppb	0.0605	0.7	872.692
Co 228.615	50.8263b	ppb	0.2730	0.5	676.013
Cr 267.716	129.708b	ppb	0.2101	0.2	7282.70
Cu 324.754	93.0556b	ppb	0.3088	0.3	7154.23
Fe 271.441	124258b	ppb	182.839	0.1	197681
K 766.491	10467.2b	ppb	23.0584	0.2	464203
Mg 279.078	53709.7b	ppb	87.5729	0.2	146412
Mn 257.610	3206.20b	ppb	8.6894	0.3	598862
Mo 202.032	8.1485b	ppb	0.5087	6.2	56.0760
Na 330.237	2050.42b	ppb	66.9444	3.3	35.7585
Ni 231.604	101.931b	ppb	0.6558	0.6	320.699
Pb 220.353	1851.95b	ppb	3.3497	0.2	2949.40
Sb 206.834	3.4687b	ppb	2.9576	85.3	4.5419
Se 196.026	5.1700b	ppb	8.3474	161.5	6.0434
Sn 189.925	24.5829b	ppb	0.6878	2.8	13.0568
Sr 216.596	380.544b	ppb	1.4308	0.4	5301.84
Ti 334.941	3664.23b	ppb	2.7060	0.1	1095681
Tl 190.794	-2.2722b	ppb	1.3307	58.6	-25.8627
V 292.401	147.262b	ppb	0.3161	0.2	3842.19
Zn 206.200	1987.06b	ppb	11.8213	0.6	2166.10

CRI (Samp) **10/23/2014, 2:59:32 AM** **Rack 4, Tube 9**

Weight: 1 **Volume: 1** **Dilution: 1**

Label	Replicates Concentration		
Ag 328.068	10.9463	10.8560	10.9294
Al 308.215	210.860	210.467	214.724
As 188.980	19.2044	19.9255	20.4595
B 249.678	105.968	105.437	106.295
Ba 389.178	11.0654	11.0133	10.5839
Be 313.042	4.2339	4.2363	4.2562
Ca 370.602	617.3	619.6	626.6
Cd 226.502	5.2648	5.3075	5.3595
Co 228.615	9.9996	10.7589	10.9476
Cr 267.716	10.4971	10.5464	10.5844
Cu 324.754	22.0070	21.9488	21.9845
Fe 271.441	67.8925	73.7063	72.0783
K 766.491	1089.13	1085.89	1091.52
Mg 279.078	515.334	520.040	517.640
Mn 257.610	11.5973	11.6492	11.6708
Mo 202.032	11.0053	9.9854	10.5538
Na 330.237	1001.43	1063.76	1071.83

Label	Replicates	Concentration	
Ni 231.604	43.6338	41.9333	41.3660
Pb 220.353	9.6041	9.1902	11.3045
Sb 206.834	22.6087	21.0231	24.3077
Se 196.026	20.7837	25.6857	19.1758
Sn 189.925	54.2291	52.7961	53.3317
Sr 216.596	10.3663	10.4834	10.2828
Ti 334.941	11.7681	11.6731	11.7097
Tl 190.794	27.0743	26.2320	25.1467
V 292.401	10.7494	10.6060	10.6224
Zn 206.200	22.1670	21.1425	21.8772

Label	Sol'n Conc.	Units	SD	%RSD	Int. (c/s)
Ag 328.068	10.9106	ppb	0.0480	0.4	907.527
Al 308.215	212.017	ppb	2.3523	1.1	1962.77
As 188.980	19.8631	ppb	0.6299	3.2	6.5406
B 249.678	105.900	ppb	0.4329	0.4	1815.66
Ba 389.178	10.8875	ppb	0.2643	2.4	174.230
Be 313.042	4.2421	ppb	0.0123	0.3	7475.82
Ca 370.602	621.2	ppb	4.832	0.8	1722
Cd 226.502	5.3106	ppb	0.0474	0.9	252.693
Co 228.615	10.5687	ppb	0.5018	4.7	126.372
Cr 267.716	10.5427	ppb	0.0438	0.4	614.341
Cu 324.754	21.9801	ppb	0.0294	0.1	1857.91
Fe 271.441	71.2257	ppb	2.9992	4.2	130.848
K 766.491	1088.84	ppb	2.8273	0.3	48516.2
Mg 279.078	517.671	ppb	2.3528	0.5	1435.17
Mn 257.610	11.6391	ppb	0.0377	0.3	2220.41
Mo 202.032	10.5148	ppb	0.5111	4.9	78.2779
Na 330.237	1045.67	ppb	38.5239	3.7	73.0940
Ni 231.604	42.3110	ppb	1.1801	2.8	124.995
Pb 220.353	10.0329	ppb	1.1205	11.2	23.1047
Sb 206.834	22.6465	ppb	1.6426	7.3	27.0056
Se 196.026	21.8817	ppb	3.3910	15.5	11.6724
Sn 189.925	53.4523	ppb	0.7241	1.4	34.9007
Sr 216.596	10.3775	ppb	0.1007	1.0	133.778
Ti 334.941	11.7170	ppb	0.0479	0.4	3455.55
Tl 190.794	26.1510	ppb	0.9664	3.7	19.7911
V 292.401	10.6593	ppb	0.0785	0.7	252.523
Zn 206.200	21.7289	ppb	0.5281	2.4	24.6918

mb 680-354765/1-a (Samp) **10/23/2014, 3:03:51 AM** **Rack 4, Tube 10**

Weight: 1 **Volume: 1** **Dilution: 1**

Label	Replicates	Concentration	
Ag 328.068	0.1204	0.0567	0.0115
Al 308.215	0.7155	0.6705	-0.1401u
As 188.980	-2.6969u	-1.4042u	-0.2475u
B 249.678	4.1983	3.5794	2.9547
Ba 389.178	-0.3458u	0.3646	-0.0208u
Be 313.042	0.0022	0.0078	-0.0007u
Ca 370.602	13.06	10.40	5.369
Cd 226.502	0.1210	-0.0709u	0.2630
Co 228.615	0.0298	-0.1214u	-0.0270u
Cr 267.716	0.7937	0.8733	0.8065

Label	Replicates	Concentration	
Cu 324.754	-0.2862u	-0.1759u	-0.2866u
Fe 271.441	2.8566	7.3635	1.4829
K 766.491	-0.5208u	-0.6344u	0.0508
Mg 279.078	1.8922	-1.4335u	2.3900
Mn 257.610	-0.0205u	0.0304	0.0412
Mo 202.032	0.3421	0.1163	-0.2242u
Na 330.237	108.758	174.243	29.4103
Ni 231.604	0.7345	0.9915	1.1446
Pb 220.353	0.6988	1.5699	-1.0443u
Sb 206.834	3.3418	-1.5861u	0.8027
Se 196.026	-5.3997u	-3.0572u	1.2312
Sn 189.925	0.4225	-0.6837u	-1.9975u
Sr 216.596	0.5787	0.2172	0.4150
Ti 334.941	0.6172	0.5093	0.4614
Tl 190.794	-0.1034u	2.2505	0.6168
V 292.401	0.4448	0.2727	0.3241
Zn 206.200	4.1710	1.9423	3.7396

Label	Sol'n Conc.	Units	SD	%RSD	Int. (c/s)
Ag 328.068	0.0628	ppb	0.0547	87.1	-19.9467
Al 308.215	0.4153	ppb	0.4815	116.0	505.182
As 188.980	-1.4495	ppb	1.2253	84.5	-7.7226
B 249.678	3.5775	ppb	0.6218	17.4	106.414
Ba 389.178	-0.0007	ppb	0.3556	53412.3	-70.3516
Be 313.042	0.0031	ppb	0.0044	140.9	-280.458
Ca 370.602	9.609	ppb	3.905	40.6	43.91
Cd 226.502	0.1044	ppb	0.1676	160.6	25.9291
Co 228.615	-0.0396	ppb	0.0764	193.0	4.3788
Cr 267.716	0.8245	ppb	0.0427	5.2	77.4063
Cu 324.754	-0.2496	ppb	0.0638	25.6	217.356
Fe 271.441	3.9010	ppb	3.0763	78.9	22.3551
K 766.491	-0.3682	ppb	0.3672	99.8	237.822
Mg 279.078	0.9496	ppb	2.0787	218.9	26.1885
Mn 257.610	0.0170	ppb	0.0329	193.5	48.6806
Mo 202.032	0.0781	ppb	0.2851	365.1	6.9154
Na 330.237	104.137	ppb	72.5269	69.6	28.5582
Ni 231.604	0.9569	ppb	0.2072	21.7	-3.4066
Pb 220.353	0.4081	ppb	1.3311	326.1	7.8567
Sb 206.834	0.8528	ppb	2.4643	289.0	-4.8096
Se 196.026	-2.4086	ppb	3.3627	139.6	0.8746
Sn 189.925	-0.7529	ppb	1.2115	160.9	-6.1134
Sr 216.596	0.4036	ppb	0.1810	44.8	10.1843
Ti 334.941	0.5293	ppb	0.0798	15.1	109.549
Tl 190.794	0.9213	ppb	1.2061	130.9	-7.7349
V 292.401	0.3472	ppb	0.0883	25.4	-9.5960
Zn 206.200	3.2843	ppb	1.1821	36.0	4.5703

lcs 680-354765/2-a (Samp) **10/23/2014, 3:08:10 AM** **Rack 4, Tube 11**
Weight: 1 **Volume: 1** **Dilution: 1**

Label	Replicates	Concentration	
Ag 328.068	49.6913	49.9831	49.3595
Al 308.215	4717.42	4725.67	4715.03
As 188.980	95.3147	94.2143	96.2859

Label	Replicates Concentration		
B 249.678	189.371	191.183	191.938
Ba 389.178	98.2506	97.9538	97.0803
Be 313.042	49.8834	50.0365	49.7765
Ca 370.602	4818	4827	4829
Cd 226.502	48.8898	49.4446	49.3311
Co 228.615	49.4850	50.1396	49.1454
Cr 267.716	99.6591	100.061	99.5375
Cu 324.754	101.361	100.880	100.093
Fe 271.441	4828.28	4849.26	4843.03
K 766.491	4886.40	4875.85	4847.02
Mg 279.078	4681.79	4698.31	4679.88
Mn 257.610	508.456	510.877	510.688
Mo 202.032	97.4510	98.3608	99.0088
Na 330.237	4669.85	4622.33	4716.11
Ni 231.604	97.7912	98.4505	97.6687
Pb 220.353	486.369	484.430	484.279
Sb 206.834	48.4821	44.4299	46.1315
Se 196.026	101.205	93.2905	100.981
Sn 189.925	183.126	186.199	187.162
Sr 216.596	95.7509	96.5496	96.2844
Ti 334.941	99.6297	99.7396	99.1803
Tl 190.794	38.3141	41.0563	41.0372
V 292.401	98.9464	99.5309	99.3475
Zn 206.200	98.0310	97.4222	100.200

Label	Sol'n Conc.	Units	SD	%RSD	Int. (c/s)
Ag 328.068	49.6780	ppb	0.3120	0.6	4222.08
Al 308.215	4719.37	ppb	5.5850	0.1	32997.0
As 188.980	95.2716	ppb	1.0365	1.1	57.0014
B 249.678	190.831	ppb	1.3196	0.7	3223.54
Ba 389.178	97.7616	ppb	0.6084	0.6	2128.14
Be 313.042	49.8988	ppb	0.1307	0.3	91017.5
Ca 370.602	4825	ppb	5.651	0.1	13224
Cd 226.502	49.2218	ppb	0.2931	0.6	2181.55
Co 228.615	49.5900	ppb	0.5053	1.0	575.202
Cr 267.716	99.7525	ppb	0.2739	0.3	5547.26
Cu 324.754	100.778	ppb	0.6404	0.6	7676.51
Fe 271.441	4840.19	ppb	10.7746	0.2	7722.57
K 766.491	4869.76	ppb	20.3878	0.4	216102
Mg 279.078	4686.66	ppb	10.1368	0.2	12793.6
Mn 257.610	510.007	ppb	1.3466	0.3	95233.3
Mo 202.032	98.2735	ppb	0.7826	0.8	678.137
Na 330.237	4669.43	ppb	46.8940	1.0	243.192
Ni 231.604	97.9701	ppb	0.4205	0.4	298.154
Pb 220.353	485.026	ppb	1.1653	0.2	776.438
Sb 206.834	46.3478	ppb	2.0347	4.4	61.3701
Se 196.026	98.4922	ppb	4.5061	4.6	45.8710
Sn 189.925	185.495	ppb	2.1080	1.1	134.811
Sr 216.596	96.1949	ppb	0.4068	0.4	1210.43
Ti 334.941	99.5165	ppb	0.2964	0.3	29715.9
Tl 190.794	40.1359	ppb	1.5778	3.9	34.6182
V 292.401	99.2749	ppb	0.2990	0.3	2506.26
Zn 206.200	98.5512	ppb	1.4604	1.5	108.136

680-106409-a-1-a (Samp) **10/23/2014, 3:12:29 AM** **Rack 4, Tube 12**

Weight: 1 **Volume: 1** **Dilution: 1**

Label	Replicates	Concentration	
Ag 328.068	0.0952u	0.1046u	0.2970
Al 308.215	5.6532	6.7562	5.9630
As 188.980	-0.4192u	-1.3532u	2.0970
B 249.678	38.9346	38.4218	38.1706
Ba 389.178	81.5240	81.1238	81.0265
Be 313.042	-0.0387u	-0.0395u	-0.0368u
Ca 370.602	154526	153519	153548
Cd 226.502	0.1592	0.1133	0.1119
Co 228.615	1.0208	0.2510	0.2724
Cr 267.716	0.4765	0.5872	0.5224
Cu 324.754	0.2319	0.7003	0.7259
Fe 271.441	133.561	129.632	128.925
K 766.491	2184.17	2181.70	2191.74
Mg 279.078	20782.8	20754.8	20773.4
Mn 257.610	83.8040	83.2680	83.1830
Mo 202.032	1.7684	1.2843	1.5730
Na 330.237	4423.82	4384.94	4241.31
Ni 231.604	4.3909	4.4374	3.2314
Pb 220.353	0.4201	-1.5519u	-3.3518u
Sb 206.834	-1.3421u	4.3500	0.9123
Se 196.026	3.1347	-6.5855u	3.7998
Sn 189.925	-1.2943u	0.2271	-0.6177u
Sr 216.596	433.058	432.651	431.357
Ti 334.941	0.4016	0.3839	0.3591
Tl 190.794	-1.4931u	-4.5926u	1.8948
V 292.401	-0.5734u	-0.1774u	-0.3701u
Zn 206.200	5.6548	4.0660	4.8479

Label	Sol'n Conc.	Units	SD	%RSD	Int. (c/s)
Ag 328.068	0.1656	ppb	0.1139	68.8	-26.3184
Al 308.215	6.1241	ppb	0.5689	9.3	544.787
As 188.980	0.1082	ppb	1.7846	1649.6	-6.6812
B 249.678	38.5090	ppb	0.3894	1.0	689.602
Ba 389.178	81.2248	ppb	0.2637	0.3	1777.13
Be 313.042	-0.0383	ppb	0.0014	3.6	-304.407
Ca 370.602	153864	ppb	573.2	0.4	421212
Cd 226.502	0.1281	ppb	0.0269	21.0	27.7155
Co 228.615	0.5147	ppb	0.4384	85.2	10.7248
Cr 267.716	0.5287	ppb	0.0556	10.5	61.6234
Cu 324.754	0.5527	ppb	0.2781	50.3	276.658
Fe 271.441	130.706	ppb	2.4981	1.9	224.120
K 766.491	2185.87	ppb	5.2302	0.2	97141.0
Mg 279.078	20770.3	ppb	14.2423	0.1	56670.6
Mn 257.610	83.4183	ppb	0.3367	0.4	15746.2
Mo 202.032	1.5419	ppb	0.2435	15.8	16.9200
Na 330.237	4350.03	ppb	96.1342	2.2	231.528
Ni 231.604	4.0199	ppb	0.6833	17.0	6.1151
Pb 220.353	-1.4945	ppb	1.8866	126.2	4.8634
Sb 206.834	1.3067	ppb	2.8665	219.4	-4.1705
Se 196.026	0.1163	ppb	5.8135	4998.2	2.0163
Sn 189.925	-0.5616	ppb	0.7622	135.7	-5.9673
Sr 216.596	432.356	ppb	0.8881	0.2	5465.37

Label	Sol'n Conc.	Units	SD	%RSD	Int. (c/s)
Ti 334.941	0.3815	ppb	0.0214	5.6	102.538
Tl 190.794	-1.3970	ppb	3.2448	232.3	-10.2403
V 292.401	-0.3737	ppb	0.1981	53.0	-28.0122
Zn 206.200	4.8562	ppb	0.7944	16.4	6.2831

Cont Calib Verif (CCV) **10/23/2014, 3:16:48 AM** **Rack 4, Tube 13**

Weight: 1 **Volume: 1** **Dilution: 1**

Label	Replicates Concentration		
Ag 328.068	488.651	491.961	489.612
Al 308.215	4675.34	4702.13	4683.65
As 188.980	464.312	460.095	462.534
B 249.678	470.740	474.595	474.442
Ba 389.178	4828.48	4849.69	4841.27
Be 313.042	483.030	482.852	481.643
Ca 370.602	4809	4812	4812
Cd 226.502	480.026	482.149	481.349
Co 228.615	488.329	487.829	486.859
Cr 267.716	4832.07	4849.25	4836.11
Cu 324.754	4953.06	4882.85	4948.35
Fe 271.441	4749.44	4750.57	4756.31
K 766.491	9835.98	9823.19	9852.52
Mg 279.078	4709.02	4730.07	4714.60
Mn 257.610	4921.11	4894.48	4906.77
Mo 202.032	477.453	481.820	481.658
Na 330.237	7235.83	7356.87	7299.87
Ni 231.604	2423.37	2443.97	2424.33
Pb 220.353	481.705	490.533	480.999
Sb 206.834	925.846	931.190	931.021
Se 196.026	4723.46	4751.46	4774.60
Sn 189.925	4793.09	4783.04	4779.62
Sr 216.596	2383.59	2395.99	2385.93
Ti 334.941	478.739	480.710	480.155
Tl 190.794	4840.85	4880.26	4862.06
V 292.401	4824.61	4834.20	4822.76
Zn 206.200	2402.90	2416.33	2400.39

Label	Sol'n Conc.	Units	SD	%RSD	Int. (c/s)	QC Value
Ag 328.068	490.075	ppb	1.7032	0.3	41842.8	98.01493
Al 308.215	4687.04	ppb	13.7106	0.3	33272.9	93.74086
As 188.980	462.314	ppb	2.1170	0.5	302.550	92.46271
B 249.678	473.259	ppb	2.1829	0.5	7954.18	94.65177
Ba 389.178	4839.81	ppb	10.6816	0.2	108300	96.79628
Be 313.042	482.508	ppb	0.7544	0.2	882867	96.50169
Ca 370.602	4811	ppb	1.769	0.0	13495	96.22713
Cd 226.502	481.175	ppb	1.0724	0.2	20975.7	96.23494
Co 228.615	487.672	ppb	0.7477	0.2	5620.69	97.53445
Cr 267.716	4839.15	ppb	8.9805	0.2	267386	96.78291
Cu 324.754	4928.09	ppb	39.2453	0.8	363816	98.56181
Fe 271.441	4752.10	ppb	3.6839	0.1	7684.29	95.04208
K 766.491	9837.23	ppb	14.7046	0.1	436281	98.37231
Mg 279.078	4717.90	ppb	10.9069	0.2	12787.9	94.35796
Mn 257.610	4907.45	ppb	13.3312	0.3	915600	98.14908
Mo 202.032	480.310	ppb	2.4760	0.5	3285.73	96.06206

Label	Sol'n Conc.	Units	SD	%RSD	Int. (c/s)	QC Value
Na 330.237	7297.52	ppb	60.5551	0.8	311.285	97.30033
Ni 231.604	2430.55	ppb	11.6273	0.5	7540.72	97.22219
Pb 220.353	484.412	ppb	5.3124	1.1	779.407	96.88241
Sb 206.834	929.352	ppb	3.0374	0.3	1402.83	92.93523
Se 196.026	4749.84	ppb	25.6077	0.5	2113.93	94.99675
Sn 189.925	4785.25	ppb	6.9980	0.1	3615.17	95.70499
Sr 216.596	2388.50	ppb	6.5842	0.3	29768.6	95.54018
Ti 334.941	479.868	ppb	1.0168	0.2	143442	95.97364
Tl 190.794	4861.06	ppb	19.7238	0.4	5302.11	97.22115
V 292.401	4827.19	ppb	6.1411	0.1	123274	96.54374
Zn 206.200	2406.54	ppb	8.5719	0.4	2615.32	96.26168

Cont Calib Blank (CCB) **10/23/2014, 3:21:07 AM** **Rack 4, Tube 14**
Weight: 1 **Volume: 1** **Dilution: 1**

Label	Replicates	Concentration	
Ag 328.068	0.3370	0.4394	0.1927
Al 308.215	-1.1882u	-4.4906u	-3.3514u
As 188.980	0.8231	-0.5107u	-0.4609u
B 249.678	8.2441	7.1390	6.1304
Ba 389.178	0.7120	0.0142	0.2549
Be 313.042	0.0523	0.0465	0.0547
Ca 370.602	5.896	3.653	7.886
Cd 226.502	0.0379	0.0827	0.0517
Co 228.615	-0.0479u	-0.3487u	0.4077
Cr 267.716	0.5074	0.5356	0.5419
Cu 324.754	0.3585	0.3639	-0.1278u
Fe 271.441	2.9301	-3.1211u	-0.6638u
K 766.491	1.4946	0.1873	0.6492
Mg 279.078	1.2544	0.8958	0.4208
Mn 257.610	0.5528	0.4837	0.5695
Mo 202.032	1.3313	0.8363	0.7742
Na 330.237	52.9744	6.6044	-16.0128u
Ni 231.604	1.4655	1.0366	0.0430
Pb 220.353	1.7371	1.4017	0.5261
Sb 206.834	2.1986	3.1009	3.6480
Se 196.026	0.1664	-1.6730u	4.0728
Sn 189.925	-2.6846u	1.8013	2.1238
Sr 216.596	0.6524	0.4931	0.3095
Ti 334.941	0.1974	0.1870	0.1657
Tl 190.794	1.8685	3.7505	4.9685
V 292.401	0.9974	0.3101	0.5166
Zn 206.200	2.0550	-1.0750u	1.2055

Label	Sol'n Conc.	Units	SD	%RSD	Int. (c/s)	QC Value
Ag 328.068	0.3230	ppb	0.1239	38.4	2.3089	0.32303
Al 308.215	-3.0101	ppb	1.6774	55.7	481.714	-3.01010
As 188.980	-0.0495	ppb	0.7561	1527.0	-6.7858	-0.04951
B 249.678	7.1712	ppb	1.0572	14.7	166.490	7.17116
Ba 389.178	0.3271	ppb	0.3544	108.4	-63.0151	0.32707
Be 313.042	0.0511	ppb	0.0042	8.2	-192.641	0.05113
Ca 370.602	5.812	ppb	2.118	36.4	33.48	5.81197
Cd 226.502	0.0574	ppb	0.0230	40.0	23.8563	0.05744
Co 228.615	0.0037	ppb	0.3809	10297.7	4.8416	0.00370

Label	Sol'n Conc.	Units	SD	%RSD	Int. (c/s)	QC Value
Cr 267.716	0.5283	ppb	0.0184	3.5	61.0287	0.52829
Cu 324.754	0.1982	ppb	0.2823	142.4	250.421	0.19822
Fe 271.441	-0.2849	ppb	3.0433	1068.1	15.7196	-0.28494
K 766.491	0.7771	ppb	0.6630	85.3	288.583	0.77706
Mg 279.078	0.8570	ppb	0.4182	48.8	25.9261	0.85702
Mn 257.610	0.5353	ppb	0.0455	8.5	145.347	0.53534
Mo 202.032	0.9806	ppb	0.3053	31.1	13.0874	0.98061
Na 330.237	14.5220	ppb	35.1685	242.2	24.3510	14.52197
Ni 231.604	0.8484	ppb	0.7297	86.0	-3.7445	0.84837
Pb 220.353	1.2217	ppb	0.6252	51.2	9.1448	1.22166
Sb 206.834	2.9825	ppb	0.7319	24.5	-1.7148	2.98249
Se 196.026	0.8554	ppb	2.9342	343.0	2.3251	0.85541
Sn 189.925	0.4135	ppb	2.6879	650.0	-5.2309	0.41351
Sr 216.596	0.4850	ppb	0.1716	35.4	11.1966	0.48502
Ti 334.941	0.1834	ppb	0.0162	8.8	6.1135	0.18336
Tl 190.794	3.5292	ppb	1.5618	44.3	-4.8911	3.52918
V 292.401	0.6080	ppb	0.3527	58.0	-3.0594	0.60802
Zn 206.200	0.7285	ppb	1.6186	222.2	1.7787	0.72849

680-106409-a-2-a (Samp) **10/23/2014, 3:25:26 AM** **Rack 4, Tube 15**

Weight: 1 **Volume: 1** **Dilution: 1**

Label	Replicates	Concentration	
Ag 328.068	0.0733u	0.2295	-0.0729u
Al 308.215	3.1593	2.6777	3.5364
As 188.980	-4.7517u	-2.7707u	0.8026
B 249.678	38.3184	38.5598	38.0510
Ba 389.178	50.6689	50.1930	50.1042
Be 313.042	-0.0214u	-0.0235u	-0.0215u
Ca 370.602	97927	97549	97293
Cd 226.502	0.0652	0.0530	-0.1527u
Co 228.615	-0.4740u	0.0640	-0.4005u
Cr 267.716	0.2534	0.4178	0.3963
Cu 324.754	0.9092	0.2607	0.9357
Fe 271.441	5.5179	6.5282	9.0921
K 766.491	1324.39	1324.90	1322.59
Mg 279.078	16156.5	16121.1	16096.7
Mn 257.610	3.9057	3.9245	3.9085
Mo 202.032	1.8170	2.0259	2.0930
Na 330.237	4521.61	4430.76	4500.58
Ni 231.604	3.1334	1.7221	2.2740
Pb 220.353	0.3083	2.2946	1.0226
Sb 206.834	0.4608	-1.2765u	-1.0767u
Se 196.026	-9.6019u	4.2477	5.6484
Sn 189.925	-1.4814u	1.9946	3.0737
Sr 216.596	314.599	314.212	313.553
Ti 334.941	0.4266	0.3811	0.3639
Tl 190.794	4.8053	-2.8864u	-1.3045u
V 292.401	-0.0005u	-0.0118u	-0.0083u
Zn 206.200	3.7070	6.5426	6.4885

Label	Sol'n Conc.	Units	SD	%RSD	Int. (c/s)
Ag 328.068	0.0766	ppb	0.1512	197.3	-30.0439
Al 308.215	3.1245	ppb	0.4304	13.8	523.960

Label	Sol'n Conc.	Units	SD	%RSD	Int. (c/s)
As 188.980	-2.2399	ppb	2.8149	125.7	-8.2521
B 249.678	38.3097	ppb	0.2545	0.7	686.555
Ba 389.178	50.3220	ppb	0.3037	0.6	1078.75
Be 313.042	-0.0221	ppb	0.0012	5.3	-294.167
Ca 370.602	97589	ppb	319.1	0.3	267163
Cd 226.502	-0.0115	ppb	0.1224	1061.8	21.0981
Co 228.615	-0.2702	ppb	0.2917	108.0	1.6717
Cr 267.716	0.3558	ppb	0.0893	25.1	51.6218
Cu 324.754	0.7019	ppb	0.3823	54.5	287.631
Fe 271.441	7.0461	ppb	1.8425	26.1	27.3490
K 766.491	1323.96	ppb	1.2139	0.1	58937.5
Mg 279.078	16124.8	ppb	30.0827	0.2	44002.1
Mn 257.610	3.9129	ppb	0.0102	0.3	882.516
Mo 202.032	1.9786	ppb	0.1440	7.3	19.9129
Na 330.237	4484.32	ppb	47.5609	1.1	237.978
Ni 231.604	2.3765	ppb	0.7112	29.9	1.0023
Pb 220.353	1.2085	ppb	1.0061	83.3	9.1237
Sb 206.834	-0.6308	ppb	0.9506	150.7	-7.0174
Se 196.026	0.0981	ppb	8.4296	8594.6	1.9895
Sn 189.925	1.1956	ppb	2.3803	199.1	-4.6376
Sr 216.596	314.121	ppb	0.5291	0.2	3966.49
Ti 334.941	0.3905	ppb	0.0324	8.3	96.8051
Tl 190.794	0.2048	ppb	4.0619	1983.1	-8.5204
V 292.401	-0.0069	ppb	0.0058	84.1	-18.7808
Zn 206.200	5.5794	ppb	1.6218	29.1	7.0796

680-106409-a-3-a (Samp) **10/23/2014, 3:29:45 AM** **Rack 4, Tube 16**

Weight: 1 **Volume: 1** **Dilution: 1**

Label	Replicates Concentration		
Ag 328.068	-0.0090u	0.3133	-0.1683u
Al 308.215	6.6752	6.9441	5.6714
As 188.980	-1.5322u	1.4913	-3.2600u
B 249.678	94.6279	95.5281	95.4521
Ba 389.178	62.2424	62.3119	62.1625
Be 313.042	-0.0272u	-0.0208	-0.0238u
Ca 370.602	122173	122705	122460
Cd 226.502	0.0113	-0.0307u	0.0458
Co 228.615	0.5158	0.2132	-0.0845u
Cr 267.716	0.3361	0.4841	0.5714
Cu 324.754	0.0198	-0.2447u	-0.0860u
Fe 271.441	302.732	301.062	296.892
K 766.491	1299.11	1296.62	1295.30
Mg 279.078	14273.8	14268.8	14259.1
Mn 257.610	90.6107	91.2442	90.6646
Mo 202.032	3.9883	3.0976	4.5347
Na 330.237	8827.89	8705.51	8408.76
Ni 231.604	2.4651	1.6457	2.1044
Pb 220.353	1.7826	-1.7660u	1.0338
Sb 206.834	-1.6708u	2.3160	0.9179
Se 196.026	11.3368	-2.1039u	2.1558
Sn 189.925	-1.7516u	-1.5332u	3.4703
Sr 216.596	453.734	454.571	452.651
Ti 334.941	0.3125	0.2733	0.2903

Label	Replicates	Concentration	
Tl 190.794	-0.1611u	1.1719	3.5543
V 292.401	-0.3273u	0.0144u	-0.0687u
Zn 206.200	5.0251	5.4976	4.6095

Label	Sol'n Conc.	Units	SD	%RSD	Int. (c/s)
Ag 328.068	0.0453	ppb	0.2453	541.1	-37.0337
Al 308.215	6.4302	ppb	0.6708	10.4	547.322
As 188.980	-1.1003	ppb	2.4049	218.6	-7.4918
B 249.678	95.2027	ppb	0.4993	0.5	1636.14
Ba 389.178	62.2389	ppb	0.0747	0.1	1343.10
Be 313.042	-0.0240	ppb	0.0032	13.4	-289.885
Ca 370.602	122446	ppb	266.5	0.2	335205
Cd 226.502	0.0088	ppb	0.0383	434.3	23.0459
Co 228.615	0.2148	ppb	0.3002	139.7	7.2182
Cr 267.716	0.4639	ppb	0.1190	25.6	58.2468
Cu 324.754	-0.1037	ppb	0.1331	128.4	228.396
Fe 271.441	300.229	ppb	3.0079	1.0	493.777
K 766.491	1297.01	ppb	1.9352	0.1	57743.0
Mg 279.078	14267.2	ppb	7.4764	0.1	38933.9
Mn 257.610	90.8398	ppb	0.3512	0.4	17087.9
Mo 202.032	3.8735	ppb	0.7254	18.7	32.8583
Na 330.237	8647.38	ppb	215.529	2.5	436.997
Ni 231.604	2.0717	ppb	0.4107	19.8	0.0798
Pb 220.353	0.3501	ppb	1.8705	534.2	7.7976
Sb 206.834	0.5210	ppb	2.0228	388.2	-5.3563
Se 196.026	3.7962	ppb	6.8689	180.9	3.6546
Sn 189.925	0.0619	ppb	2.9538	4775.5	-5.4941
Sr 216.596	453.652	ppb	0.9629	0.2	5718.95
Ti 334.941	0.2920	ppb	0.0196	6.7	63.6669
Tl 190.794	1.5217	ppb	1.8822	123.7	-7.0848
V 292.401	-0.1272	ppb	0.1782	140.1	-22.1111
Zn 206.200	5.0440	ppb	0.4444	8.8	6.4806

680-106409-a-4-a (Samp) **10/23/2014, 3:34:04 AM** **Rack 4, Tube 17**
Weight: 1 **Volume: 1** **Dilution: 1**

Label	Replicates	Concentration	
Ag 328.068	0.2918u	-0.0588u	0.1056u
Al 308.215	25.7097	26.7562	27.4573
As 188.980	-0.3179u	4.2181	-0.8261u
B 249.678	943.776	948.406	951.158
Ba 389.178	41.8629	41.5353	42.0761
Be 313.042	-0.0028u	-0.0086u	0.0024
Ca 370.602	35000	35343	35300
Cd 226.502	0.0139	0.1045	0.1223
Co 228.615	0.2068	0.4103	0.2437
Cr 267.716	0.3258	0.4702	0.3563
Cu 324.754	0.5112	0.3320	0.4686
Fe 271.441	42.3680	37.5982	39.2073
K 766.491	2576.10	2567.66	2563.10
Mg 279.078	13311.5	13388.9	13334.4
Mn 257.610	15.1834	15.2361	15.1136
Mo 202.032	3.4828	2.5749	2.7578
Na 330.237	84861.8	85158.9	84690.6

Label	Replicates Concentration		
Ni 231.604	3.2163	2.1234	1.9396
Pb 220.353	1.1331	1.8873	3.1156
Sb 206.834	-0.4230u	1.6313	2.3972
Se 196.026	5.0595	6.1920	12.3371
Sn 189.925	-1.4594u	-0.8822u	2.4883
Sr 216.596	1386.70	1395.91	1392.84
Ti 334.941	0.2646	0.4074	0.3223
Tl 190.794	3.9346	-0.0607u	-3.3645u
V 292.401	0.5255	0.2862	0.1601
Zn 206.200	6.7949	7.7106	4.6441

Label	Sol'n Conc.	Units	SD	%RSD	Int. (c/s)
Ag 328.068	0.1129b	ppb	0.1754	155.4	-63.2921
Al 308.215	26.6411b	ppb	0.8795	3.3	685.895
As 188.980	1.0247b	ppb	2.7772	271.0	-6.0674
B 249.678	947.780b	ppb	3.7306	0.4	15877.2
Ba 389.178	41.8248b	ppb	0.2724	0.7	884.671
Be 313.042	-0.0030b	ppb	0.0055	181.4	-290.107
Ca 370.602	35215b	ppb	186.9	0.5	96415
Cd 226.502	0.0802b	ppb	0.0581	72.4	24.6509
Co 228.615	0.2869b	ppb	0.1084	37.8	8.0556
Cr 267.716	0.3841b	ppb	0.0761	19.8	54.9147
Cu 324.754	0.4373b	ppb	0.0936	21.4	268.159
Fe 271.441	39.7245b	ppb	2.4266	6.1	79.3756
K 766.491	2568.95b	ppb	6.5950	0.3	114121
Mg 279.078	13344.9b	ppb	39.7634	0.3	36420.1
Mn 257.610	15.1777b	ppb	0.0615	0.4	2964.81
Mo 202.032	2.9385b	ppb	0.4802	16.3	26.4754
Na 330.237	84903.8b	ppb	236.913	0.3	4083.73
Ni 231.604	2.4265b	ppb	0.6902	28.4	1.1595
Pb 220.353	2.0453b	ppb	1.0006	48.9	10.4533
Sb 206.834	1.2019b	ppb	1.4583	121.3	-4.3544
Se 196.026	7.8629b	ppb	3.9160	49.8	5.4430
Sn 189.925	0.0489b	ppb	2.1322	4363.5	-5.4791
Sr 216.596	1391.82b	ppb	4.6907	0.3	17401.6
Ti 334.941	0.3314b	ppb	0.0718	21.7	67.3857
Tl 190.794	0.1698b	ppb	3.6550	2152.5	-8.5596
V 292.401	0.3239b	ppb	0.1856	57.3	-11.0955
Zn 206.200	6.3832b	ppb	1.5741	24.7	7.9561

680-106409-a-5-a (Samp) **10/23/2014, 3:38:23 AM** **Rack 4, Tube 18**

Weight: 1 **Volume: 1** **Dilution: 1**

Label	Replicates Concentration		
Ag 328.068	0.0192u	-0.0509u	-0.0316u
Al 308.215	2.5361	1.8260	2.7252
As 188.980	0.2446	0.5279	-1.8635u
B 249.678	106.593	105.677	104.040
Ba 389.178	53.0087	52.8271	52.7428
Be 313.042	-0.0213u	-0.0173u	-0.0264u
Ca 370.602	96663	96543	96192
Cd 226.502	0.0920	0.1169	0.0920
Co 228.615	0.4725	-0.1651u	0.3030
Cr 267.716	0.3708	0.4015	0.4368

Label	Replicates Concentration		
Cu 324.754	-0.1781u	0.1802	-0.0155u
Fe 271.441	6.9052	6.5666	14.4100
K 766.491	1716.26	1713.97	1715.59
Mg 279.078	20202.7	20231.5	20191.2
Mn 257.610	2.4087	2.4020	2.3702
Mo 202.032	0.5886	-0.2661u	0.1317
Na 330.237	11743.2	11827.0	11813.6
Ni 231.604	2.5409	1.9690	1.7182
Pb 220.353	-0.0827u	-0.7067u	2.5860
Sb 206.834	-1.8906u	-0.7405u	1.9104
Se 196.026	6.7973	-0.1045u	8.1332
Sn 189.925	0.7683	2.6426	1.1749
Sr 216.596	596.499	597.459	596.952
Ti 334.941	0.1853	0.1989	0.2097
Tl 190.794	-1.5224u	2.6952	-1.8538u
V 292.401	-0.5130u	-0.2389u	0.0832
Zn 206.200	3.1077	4.9080	3.0380

Label	Sol'n Conc.	Units	SD	%RSD	Int. (c/s)
Ag 328.068	-0.0211	ppb	0.0362	171.4	-48.0643
Al 308.215	2.3624	ppb	0.4741	20.1	518.620
As 188.980	-0.3637	ppb	1.3066	359.3	-6.9959
B 249.678	105.437	ppb	1.2936	1.2	1807.73
Ba 389.178	52.8595	ppb	0.1358	0.3	1141.26
Be 313.042	-0.0217	ppb	0.0045	20.9	-294.412
Ca 370.602	96466	ppb	245.0	0.3	264087
Cd 226.502	0.1003	ppb	0.0144	14.3	25.9862
Co 228.615	0.2035	ppb	0.3302	162.3	7.1656
Cr 267.716	0.4030	ppb	0.0331	8.2	54.3736
Cu 324.754	-0.0044	ppb	0.1794	4035.3	235.444
Fe 271.441	9.2939	ppb	4.4339	47.7	30.9616
K 766.491	1715.27	ppb	1.1804	0.1	76282.1
Mg 279.078	20208.4	ppb	20.7652	0.1	55139.8
Mn 257.610	2.3936	ppb	0.0206	0.9	625.891
Mo 202.032	0.1514	ppb	0.4277	282.5	7.4163
Na 330.237	11794.6	ppb	45.0075	0.4	587.599
Ni 231.604	2.0760	ppb	0.4217	20.3	0.0687
Pb 220.353	0.5988	ppb	1.7490	292.1	8.1596
Sb 206.834	-0.2402	ppb	1.9493	811.5	-6.4137
Se 196.026	4.9420	ppb	4.4211	89.5	4.1419
Sn 189.925	1.5286	ppb	0.9859	64.5	-4.3833
Sr 216.596	596.970	ppb	0.4805	0.1	7498.71
Ti 334.941	0.1980	ppb	0.0122	6.2	45.9844
Tl 190.794	-0.2270	ppb	2.5361	1117.3	-8.9854
V 292.401	-0.2229	ppb	0.2984	133.9	-24.0496
Zn 206.200	3.6846	ppb	1.0601	28.8	5.0088

680-106409-a-5-aSD^5 (Samp) **10/23/2014, 3:42:41 AM** **Rack 4, Tube 19**
Weight: 1 **Volume: 1** **Dilution: 1**

Label	Replicates Concentration		
Ag 328.068	0.2632	0.0739	-0.0372u
Al 308.215	-1.4091u	-2.3070u	-2.0223u
As 188.980	0.6660	-0.2751u	-0.7744u

Label	Replicates Concentration		
B 249.678	24.3058	24.4005	23.5081
Ba 389.178	10.6617	10.5057	10.1492
Be 313.042	0.0016	0.0019	0.0019
Ca 370.602	19789	19571	19358
Cd 226.502	-0.0181u	-0.0512u	0.0075
Co 228.615	-0.4607u	-0.2759u	0.0252
Cr 267.716	0.2193	0.2357	0.2569
Cu 324.754	-0.1816u	-0.1651u	-0.2961u
Fe 271.441	6.5606	3.7213	6.9695
K 766.491	346.036	344.286	340.953
Mg 279.078	4163.68	4119.57	4086.16
Mn 257.610	0.4145	0.5001	0.4588
Mo 202.032	-0.0700u	-0.1008u	0.0283
Na 330.237	2451.99	2415.68	2376.81
Ni 231.604	0.3405	1.2873	1.6105
Pb 220.353	1.5682	0.6957	-0.4465u
Sb 206.834	-0.4920u	0.6892	1.5714
Se 196.026	-6.7225u	2.8932	0.8387
Sn 189.925	3.4722	-2.1266u	-1.0275u
Sr 216.596	127.008	125.872	124.575
Ti 334.941	0.1062	0.1159	0.0762
Tl 190.794	0.9096	0.3154	2.9913
V 292.401	-0.1401u	-0.0051u	-0.0104u
Zn 206.200	0.1143	1.9621	0.3319

Label	Sol'n Conc.	Units	SD	%RSD	Int. (c/s)
Ag 328.068	0.1000	ppb	0.1519	152.0	-21.1693
Al 308.215	-1.9128	ppb	0.4589	24.0	489.129
As 188.980	-0.1278	ppb	0.7314	572.1	-6.8380
B 249.678	24.0715	ppb	0.4902	2.0	448.731
Ba 389.178	10.4389	ppb	0.2627	2.5	169.110
Be 313.042	0.0018	ppb	0.0002	8.6	-276.448
Ca 370.602	19572	ppb	215.5	1.1	53596
Cd 226.502	-0.0206	ppb	0.0294	142.6	20.5228
Co 228.615	-0.2371	ppb	0.2453	103.4	2.0990
Cr 267.716	0.2373	ppb	0.0189	7.9	45.0133
Cu 324.754	-0.2143	ppb	0.0714	33.3	219.955
Fe 271.441	5.7505	ppb	1.7692	30.8	25.2824
K 766.491	343.759	ppb	2.5822	0.8	15490.9
Mg 279.078	4123.14	ppb	38.8854	0.9	11269.0
Mn 257.610	0.4578	ppb	0.0428	9.3	158.184
Mo 202.032	-0.0475	ppb	0.0674	141.9	6.0568
Na 330.237	2414.83	ppb	37.5985	1.6	139.130
Ni 231.604	1.0794	ppb	0.6600	61.1	-3.0260
Pb 220.353	0.6058	ppb	1.0103	166.8	8.1700
Sb 206.834	0.5895	ppb	1.0353	175.6	-5.1981
Se 196.026	-0.9969	ppb	5.0638	508.0	1.5020
Sn 189.925	0.1060	ppb	2.9666	2798.0	-5.4627
Sr 216.596	125.818	ppb	1.2176	1.0	1584.18
Ti 334.941	0.0994	ppb	0.0207	20.8	-11.7478
Tl 190.794	1.4054	ppb	1.4052	100.0	-7.2063
V 292.401	-0.0519	ppb	0.0765	147.3	-19.7431
Zn 206.200	0.8028	ppb	1.0099	125.8	1.8606

680-106409-a-5-aPDS (Samp) **10/23/2014, 3:47:00 AM** **Rack 4, Tube 20**

Weight: 1 **Volume: 1** **Dilution: 1**

Label	Replicates	Concentration	
Ag 328.068	96.3445	97.2020	97.8905
Al 308.215	963.332	965.586	964.546
As 188.980	99.3873	94.7967	101.216
B 249.678	282.607	283.288	284.251
Ba 389.178	135.549	135.614	135.560
Be 313.042	97.3832	97.4825	97.4217
Ca 370.602	106088	106571	107267
Cd 226.502	94.2666	94.8229	94.6113
Co 228.615	95.9575	96.7750	96.7355
Cr 267.716	98.1809	98.9399	99.1403
Cu 324.754	101.104	101.435	100.893
Fe 271.441	9538.79	9582.47	9584.16
K 766.491	12258.3	12262.0	12243.0
Mg 279.078	29734.9	29764.1	29750.7
Mn 257.610	1014.99	1019.57	1026.26
Mo 202.032	96.1812	96.5367	97.1264
Na 330.237	20236.4	20405.3	20214.4
Ni 231.604	93.8474	96.4626	95.3759
Pb 220.353	95.4108	97.5977	96.6254
Sb 206.834	93.2766	93.9452	95.2917
Se 196.026	96.0208	92.4904	94.5096
Sn 189.925	89.5298	94.8406	90.6006
Sr 216.596	690.552	693.571	693.711
Ti 334.941	98.7735	98.1467	98.0845
Tl 190.794	14.4785	20.1073	21.0440
V 292.401	97.9957	98.9135	99.0201
Zn 206.200	100.895	99.9548	98.9248

Label	Sol'n Conc.	Units	SD	%RSD	Int. (c/s)
Ag 328.068	97.1456	ppb	0.7745	0.8	8262.48
Al 308.215	964.488	ppb	1.1280	0.1	7169.95
As 188.980	98.4668	ppb	3.3074	3.4	59.0700
B 249.678	283.382	ppb	0.8263	0.3	4759.15
Ba 389.178	135.574	ppb	0.0346	0.0	3012.26
Be 313.042	97.4291	ppb	0.0501	0.1	178027
Ca 370.602	106642	ppb	592.6	0.6	291899
Cd 226.502	94.5669	ppb	0.2808	0.3	4172.80
Co 228.615	96.4893	ppb	0.4610	0.5	1115.20
Cr 267.716	98.7537	ppb	0.5061	0.5	5496.68
Cu 324.754	101.144	ppb	0.2733	0.3	7705.49
Fe 271.441	9568.47	ppb	25.7214	0.3	15249.6
K 766.491	12254.5	ppb	10.0657	0.1	543423
Mg 279.078	29749.9	ppb	14.6408	0.0	81141.8
Mn 257.610	1020.27	ppb	5.6701	0.6	190604
Mo 202.032	96.6148	ppb	0.4774	0.5	666.570
Na 330.237	20285.4	ppb	104.460	0.5	988.847
Ni 231.604	95.2286	ppb	1.3138	1.4	289.928
Pb 220.353	96.5446	ppb	1.0957	1.1	160.982
Sb 206.834	94.1712	ppb	1.0264	1.1	131.510
Se 196.026	94.3403	ppb	1.7713	1.9	44.1791
Sn 189.925	91.6570	ppb	2.8086	3.1	63.8143
Sr 216.596	692.611	ppb	1.7849	0.3	8705.03

Label	Sol'n Conc.	Units	SD	%RSD	Int. (c/s)
Ti 334.941	98.3349	ppb	0.3811	0.4	29406.8
Tl 190.794	18.5433	ppb	3.5512	19.2	10.8421
V 292.401	98.6431	ppb	0.5632	0.6	2492.30
Zn 206.200	99.9250	ppb	0.9855	1.0	109.422

680-106409-a-5-b ms (Samp) **10/23/2014, 3:51:20 AM** **Rack 4, Tube 21**

Weight: 1 **Volume: 1** **Dilution: 1**

Label	Replicates Concentration		
Ag 328.068	48.6347	48.7000	48.7118
Al 308.215	4795.40	4799.24	4812.39
As 188.980	95.7262	96.0547	100.084
B 249.678	284.858	283.808	286.090
Ba 389.178	149.437	149.194	149.203
Be 313.042	49.1894	49.1098	49.1148
Ca 370.602	101328	101099	100594
Cd 226.502	47.8822	47.7166	47.6228
Co 228.615	47.9667	47.3183	48.2697
Cr 267.716	98.0397	97.6325	97.6223
Cu 324.754	99.9465	99.7343	100.247
Fe 271.441	4732.83	4735.32	4726.45
K 766.491	6945.31	6936.51	6922.97
Mg 279.078	24846.1	24780.0	24835.4
Mn 257.610	506.243	504.000	501.381
Mo 202.032	97.3029	96.1967	97.2265
Na 330.237	16594.0	16792.5	16403.7
Ni 231.604	96.7361	95.4680	95.2626
Pb 220.353	470.559	473.295	474.086
Sb 206.834	46.8643	46.5398	49.7113
Se 196.026	96.7510	93.7129	100.324
Sn 189.925	182.467	181.069	185.939
Sr 216.596	686.969	685.609	689.576
Ti 334.941	97.6817	97.6921	97.7476
Tl 190.794	37.8991	37.0767	33.9814
V 292.401	98.1464	97.8308	97.7371
Zn 206.200	99.8165	95.4111	95.6018

Label	Sol'n Conc.	Units	SD	%RSD	Int. (c/s)
Ag 328.068	48.6822	ppb	0.0415	0.1	4116.08
Al 308.215	4802.35	ppb	8.9087	0.2	33567.5
As 188.980	97.2884	ppb	2.4269	2.5	58.3533
B 249.678	284.919	ppb	1.1424	0.4	4795.34
Ba 389.178	149.278	ppb	0.1381	0.1	3309.48
Be 313.042	49.1380	ppb	0.0446	0.1	89656.6
Ca 370.602	101007	ppb	375.7	0.4	276518
Cd 226.502	47.7405	ppb	0.1313	0.3	2116.88
Co 228.615	47.8516	ppb	0.4860	1.0	555.193
Cr 267.716	97.7648	ppb	0.2381	0.2	5437.61
Cu 324.754	99.9761	ppb	0.2579	0.3	7617.26
Fe 271.441	4731.53	ppb	4.5772	0.1	7549.52
K 766.491	6934.93	ppb	11.2550	0.2	307639
Mg 279.078	24820.5	ppb	35.4866	0.1	67706.6
Mn 257.610	503.875	ppb	2.4339	0.5	94222.3
Mo 202.032	96.9087	ppb	0.6178	0.6	668.810

Label	Sol'n Conc.	Units	SD	%RSD	Int. (c/s)
Na 330.237	16596.7	ppb	194.430	1.2	813.630
Ni 231.604	95.8222	ppb	0.7981	0.8	291.479
Pb 220.353	472.647	ppb	1.8509	0.4	756.802
Sb 206.834	47.7051	ppb	1.7449	3.7	63.3498
Se 196.026	96.9292	ppb	3.3091	3.4	45.1735
Sn 189.925	183.158	ppb	2.5075	1.4	133.046
Sr 216.596	687.385	ppb	2.0161	0.3	8631.54
Ti 334.941	97.7071	ppb	0.0354	0.0	29210.2
Tl 190.794	36.3191	ppb	2.0658	5.7	30.4645
V 292.401	97.9048	ppb	0.2144	0.2	2471.60
Zn 206.200	96.9432	ppb	2.4902	2.6	106.392

680-106409-a-5-c msd (Samp) **10/23/2014, 3:55:39 AM** **Rack 4, Tube 22**

Weight: 1 **Volume: 1** **Dilution: 1**

Label	Replicates Concentration		
Ag 328.068	50.9208	50.5554	50.5254
Al 308.215	4862.12	4852.20	4859.99
As 188.980	95.5179	97.3770	98.6646
B 249.678	286.847	286.711	288.092
Ba 389.178	150.366	150.514	150.640
Be 313.042	49.6587	49.6748	49.7309
Ca 370.602	101016	100839	101106
Cd 226.502	48.5927	48.5065	48.5939
Co 228.615	48.1438	48.2416	48.6949
Cr 267.716	98.8926	98.7722	99.1068
Cu 324.754	101.108	101.720	101.238
Fe 271.441	4789.85	4791.83	4784.21
K 766.491	6978.86	6986.64	6976.08
Mg 279.078	24941.2	24873.6	24903.0
Mn 257.610	511.033	510.538	511.332
Mo 202.032	97.4489	98.1887	97.5050
Na 330.237	16463.6	16453.7	16579.8
Ni 231.604	98.4720	97.4352	96.9805
Pb 220.353	479.291	482.843	474.991
Sb 206.834	52.9599	47.3060	49.6320
Se 196.026	95.1713	95.0682	101.508
Sn 189.925	188.425	187.284	187.019
Sr 216.596	688.438	688.274	687.985
Ti 334.941	98.7132	98.5613	98.8714
Tl 190.794	39.8467	40.3233	35.5820
V 292.401	98.2867	98.5868	98.9791
Zn 206.200	97.8092	98.3832	97.6221

Label	Sol'n Conc.	Units	SD	%RSD	Int. (c/s)
Ag 328.068	50.6672	ppb	0.2201	0.4	4285.85
Al 308.215	4858.10	ppb	5.2233	0.1	33951.4
As 188.980	97.1865	ppb	1.5820	1.6	58.2851
B 249.678	287.217	ppb	0.7610	0.3	4833.62
Ba 389.178	150.507	ppb	0.1373	0.1	3337.14
Be 313.042	49.6881	ppb	0.0379	0.1	90663.3
Ca 370.602	100987	ppb	135.6	0.1	276463
Cd 226.502	48.5644	ppb	0.0501	0.1	2152.94
Co 228.615	48.3601	ppb	0.2940	0.6	561.045

Label	Sol'n Conc.	Units	SD	%RSD	Int. (c/s)
Cr 267.716	98.9239	ppb	0.1695	0.2	5501.69
Cu 324.754	101.355	ppb	0.3226	0.3	7719.06
Fe 271.441	4788.63	ppb	3.9537	0.1	7640.41
K 766.491	6980.53	ppb	5.4744	0.1	309660
Mg 279.078	24905.9	ppb	33.8723	0.1	67939.4
Mn 257.610	510.968	ppb	0.4008	0.1	95546.2
Mo 202.032	97.7142	ppb	0.4119	0.4	674.315
Na 330.237	16499.0	ppb	70.1667	0.4	808.956
Ni 231.604	97.6292	ppb	0.7644	0.8	297.094
Pb 220.353	479.042	ppb	3.9317	0.8	766.945
Sb 206.834	49.9660	ppb	2.8417	5.7	66.6585
Se 196.026	97.2493	ppb	3.6888	3.8	45.3176
Sn 189.925	187.576	ppb	0.7473	0.4	136.389
Sr 216.596	688.233	ppb	0.2292	0.0	8642.24
Ti 334.941	98.7153	ppb	0.1550	0.2	29511.8
Tl 190.794	38.5840	ppb	2.6107	6.8	32.9299
V 292.401	98.6175	ppb	0.3472	0.4	2489.69
Zn 206.200	97.9382	ppb	0.3966	0.4	107.472

680-106409-a-6-a (Samp) **10/23/2014, 3:59:58 AM** **Rack 4, Tube 23**

Weight: 1 **Volume: 1** **Dilution: 1**

Label	Replicates Concentration		
Ag 328.068	0.0174u	0.1440u	-0.0021u
Al 308.215	3.1883	0.6016	3.3368
As 188.980	0.1681	-0.4138u	-3.6534u
B 249.678	100.184	98.7854	99.3265
Ba 389.178	53.9486	54.8693	55.0144
Be 313.042	-0.0220u	-0.0142	-0.0155
Ca 370.602	98270	98722	98860
Cd 226.502	0.1654	0.0968	-0.0264u
Co 228.615	-0.0012u	-0.3502u	0.0232
Cr 267.716	0.3786	0.3296	0.7063
Cu 324.754	0.1149	0.0016	-0.0407u
Fe 271.441	19.2719	17.8275	11.5344
K 766.491	1733.01	1728.74	1728.67
Mg 279.078	20626.5	20619.3	20641.5
Mn 257.610	2.4207	2.4748	2.4364
Mo 202.032	0.4041	0.5216	0.0829
Na 330.237	11919.7	11822.2	12005.8
Ni 231.604	0.9944	2.3189	1.0511
Pb 220.353	-0.9853u	0.6114	0.7631
Sb 206.834	-4.1685u	-0.4436u	0.3398
Se 196.026	0.1169	3.7593	6.9270
Sn 189.925	2.9131	1.9304	-1.0971u
Sr 216.596	609.727	610.404	611.100
Ti 334.941	0.1571	0.1503	0.1619
Tl 190.794	0.7136	-0.8587u	-0.8382u
V 292.401	-0.1311u	-0.2575u	-0.5286u
Zn 206.200	3.9516	3.6456	6.0743

Label	Sol'n Conc.	Units	SD	%RSD	Int. (c/s)
Ag 328.068	0.0531	ppb	0.0794	149.5	-42.2847
Al 308.215	2.3756	ppb	1.5381	64.7	518.726

Label	Sol'n Conc.	Units	SD	%RSD	Int. (c/s)
As 188.980	-1.2997	ppb	2.0590	158.4	-7.6224
B 249.678	99.4318	ppb	0.7050	0.7	1707.43
Ba 389.178	54.6108	ppb	0.5780	1.1	1181.06
Be 313.042	-0.0172	ppb	0.0042	24.1	-285.515
Ca 370.602	98617	ppb	308.9	0.3	269976
Cd 226.502	0.0786	ppb	0.0972	123.6	25.0809
Co 228.615	-0.1094	ppb	0.2089	190.9	3.5624
Cr 267.716	0.4715	ppb	0.2048	43.4	58.1649
Cu 324.754	0.0253	ppb	0.0805	318.2	237.648
Fe 271.441	16.2113	ppb	4.1142	25.4	41.9310
K 766.491	1730.14	ppb	2.4860	0.1	76941.2
Mg 279.078	20629.1	ppb	11.3189	0.1	56287.0
Mn 257.610	2.4440	ppb	0.0278	1.1	638.089
Mo 202.032	0.3362	ppb	0.2271	67.5	8.6798
Na 330.237	11915.9	ppb	91.8608	0.8	593.384
Ni 231.604	1.4548	ppb	0.7489	51.5	-1.8591
Pb 220.353	0.1297	ppb	0.9686	746.7	7.4163
Sb 206.834	-1.4241	ppb	2.4088	169.1	-8.1462
Se 196.026	3.6010	ppb	3.4078	94.6	3.5461
Sn 189.925	1.2488	ppb	2.0902	167.4	-4.5950
Sr 216.596	610.410	ppb	0.6867	0.1	7667.53
Ti 334.941	0.1564	ppb	0.0058	3.7	34.3139
Tl 190.794	-0.3277	ppb	0.9019	275.2	-9.0978
V 292.401	-0.3057	ppb	0.2031	66.4	-26.1871
Zn 206.200	4.5572	ppb	1.3227	29.0	5.9617

680-106409-a-7-a (Samp) **10/23/2014, 4:04:16 AM** **Rack 4, Tube 24**

Weight: 1 **Volume: 1** **Dilution: 1**

Label	Replicates Concentration		
Ag 328.068	0.2272u	0.1352u	0.1166u
Al 308.215	44.1080	43.3921	45.0207
As 188.980	1.0510	0.6914	-1.2081u
B 249.678	194.946	195.472	196.404
Ba 389.178	68.3721	68.1922	68.1489
Be 313.042	-0.0142	-0.0183u	-0.0141
Ca 370.602	96665	96857	96614
Cd 226.502	0.1245	-0.0171u	0.1455
Co 228.615	0.4952	-0.1634u	-0.1137u
Cr 267.716	0.5747	0.4442	0.4282
Cu 324.754	0.7405	0.7471	1.0138
Fe 271.441	59.8909	66.3105	66.6341
K 766.491	3287.93	3280.24	3287.91
Mg 279.078	25499.4	25468.5	25522.0
Mn 257.610	102.073	102.231	102.097
Mo 202.032	7.1044	6.6419	7.4086
Na 330.237	39646.4	39694.1	39843.8
Ni 231.604	5.7231	4.3294	4.9677
Pb 220.353	-0.5361u	0.4005	0.0881
Sb 206.834	-2.3016u	2.1426	-2.0735u
Se 196.026	-0.0870u	-0.5494u	3.3486
Sn 189.925	0.0059	-0.1315u	0.9075
Sr 216.596	1521.85	1526.08	1530.48
Ti 334.941	0.7239	0.5222	0.4521

Label	Replicates Concentration		
Tl 190.794	-1.3723u	-1.7862u	-1.1040u
V 292.401	0.3431	0.3300	0.1085
Zn 206.200	4.7333	7.1693	6.0788

Label	Sol'n Conc.	Units	SD	%RSD	Int. (c/s)
Ag 328.068	0.1597	ppb	0.0592	37.1	-63.8811
Al 308.215	44.1736	ppb	0.8163	1.8	806.823
As 188.980	0.1781	ppb	1.2139	681.5	-6.6351
B 249.678	195.608	ppb	0.7385	0.4	3313.72
Ba 389.178	68.2378	ppb	0.1183	0.2	1492.98
Be 313.042	-0.0155	ppb	0.0024	15.7	-287.618
Ca 370.602	96712	ppb	128.0	0.1	264762
Cd 226.502	0.0843	ppb	0.0885	104.9	25.3992
Co 228.615	0.0727	ppb	0.3668	504.3	5.4872
Cr 267.716	0.4824	ppb	0.0804	16.7	59.8521
Cu 324.754	0.8338	ppb	0.1559	18.7	297.592
Fe 271.441	64.2785	ppb	3.8032	5.9	118.424
K 766.491	3285.36	ppb	4.4356	0.1	145875
Mg 279.078	25496.6	ppb	26.8468	0.1	69560.7
Mn 257.610	102.133	ppb	0.0850	0.1	19267.6
Mo 202.032	7.0516	ppb	0.3861	5.5	54.6039
Na 330.237	39728.1	ppb	102.974	0.3	1923.35
Ni 231.604	5.0067	ppb	0.6977	13.9	9.1748
Pb 220.353	-0.0158	ppb	0.4769	3015.2	7.1991
Sb 206.834	-0.7442	ppb	2.5026	336.3	-7.2720
Se 196.026	0.9041	ppb	2.1296	235.6	2.3699
Sn 189.925	0.2607	ppb	0.5644	216.5	-5.3336
Sr 216.596	1526.14	ppb	4.3108	0.3	19103.2
Ti 334.941	0.5661	ppb	0.1411	24.9	163.264
Tl 190.794	-1.4208	ppb	0.3437	24.2	-10.2676
V 292.401	0.2605	ppb	0.1318	50.6	-12.8705
Zn 206.200	5.9938	ppb	1.2202	20.4	7.5293

Cont Calib Verif (CCV) **10/23/2014, 4:08:36 AM** **Rack 4, Tube 25**

Weight: 1 **Volume: 1** **Dilution: 1**

Label	Replicates Concentration		
Ag 328.068	492.736	488.715	493.017
Al 308.215	4687.31	4678.69	4675.18
As 188.980	455.768	456.442	469.490
B 249.678	470.735	471.677	473.374
Ba 389.178	4886.14	4885.14	4890.07
Be 313.042	482.442	485.298	484.591
Ca 370.602	4873	4867	4868
Cd 226.502	483.019	482.544	482.260
Co 228.615	489.001	488.532	488.576
Cr 267.716	4873.65	4873.19	4876.38
Cu 324.754	4885.91	4864.24	4915.92
Fe 271.441	4759.90	4767.20	4789.99
K 766.491	9719.84	9730.89	9713.41
Mg 279.078	4714.69	4712.04	4709.68
Mn 257.610	4951.73	4965.99	4954.23
Mo 202.032	483.774	484.902	483.048
Na 330.237	7187.49	7312.69	7107.35

Label	Replicates Concentration		
Ni 231.604	2445.18	2442.57	2440.27
Pb 220.353	482.335	485.643	485.164
Sb 206.834	921.111	924.022	923.485
Se 196.026	4696.22	4706.13	4699.31
Sn 189.925	4826.21	4794.13	4779.45
Sr 216.596	2406.85	2407.19	2405.39
Ti 334.941	481.481	481.856	482.648
Tl 190.794	4884.94	4894.87	4898.59
V 292.401	4858.30	4861.56	4854.37
Zn 206.200	2407.37	2406.08	2406.86

Label	Sol'n Conc.	Units	SD	%RSD	Int. (c/s)	QC Value
Ag 328.068	491.489	ppb	2.4067	0.5	41963.8	98.29787
Al 308.215	4680.39	ppb	6.2449	0.1	33229.8	93.60787
As 188.980	460.567	ppb	7.7352	1.7	301.381	92.11337
B 249.678	471.929	ppb	1.3375	0.3	7931.79	94.38575
Ba 389.178	4887.12	ppb	2.6061	0.1	109359	97.74233
Be 313.042	484.110	ppb	1.4875	0.3	885800	96.82210
Ca 370.602	4870	ppb	2.894	0.1	13655	97.39123
Cd 226.502	482.608	ppb	0.3835	0.1	21038.1	96.52159
Co 228.615	488.703	ppb	0.2593	0.1	5632.56	97.74058
Cr 267.716	4874.41	ppb	1.7256	0.0	269334	97.48811
Cu 324.754	4888.69	ppb	25.9515	0.5	360908	97.77381
Fe 271.441	4772.36	ppb	15.6981	0.3	7716.87	95.44722
K 766.491	9721.38	ppb	8.8387	0.1	431146	97.21381
Mg 279.078	4712.14	ppb	2.5048	0.1	12771.7	94.24271
Mn 257.610	4957.32	ppb	7.6145	0.2	924902	99.14635
Mo 202.032	483.908	ppb	0.9340	0.2	3310.31	96.78163
Na 330.237	7202.51	ppb	103.487	1.4	306.690	96.03347
Ni 231.604	2442.68	ppb	2.4581	0.1	7578.36	97.70700
Pb 220.353	484.381	ppb	1.7876	0.4	779.380	96.87616
Sb 206.834	922.873	ppb	1.5488	0.2	1393.59	92.28726
Se 196.026	4700.56	ppb	5.0671	0.1	2092.03	94.01112
Sn 189.925	4799.93	ppb	23.9123	0.5	3626.27	95.99860
Sr 216.596	2406.48	ppb	0.9556	0.0	29992.8	96.25900
Ti 334.941	481.995	ppb	0.5960	0.1	144078	96.39899
Tl 190.794	4892.80	ppb	7.0593	0.1	5336.77	97.85599
V 292.401	4858.08	ppb	3.5984	0.1	124064	97.16152
Zn 206.200	2406.77	ppb	0.6454	0.0	2615.49	96.27079

Cont Calib Blank (CCB) **10/23/2014, 4:12:55 AM** **Rack 4, Tube 26**

Weight: 1 **Volume: 1** **Dilution: 1**

Label	Replicates Concentration		
Ag 328.068	0.2620	0.2798	0.4500
Al 308.215	-3.4061u	-3.2707u	-3.9331u
As 188.980	-0.6828u	5.0226	-0.8016u
B 249.678	9.0448	8.1031	7.3372
Ba 389.178	0.1742	0.5874	1.0739
Be 313.042	0.0462	0.0505	0.0504
Ca 370.602	7.305	1.509	10.36
Cd 226.502	0.1380	0.0758	0.0974
Co 228.615	-0.0256u	-0.0061u	0.4415
Cr 267.716	0.5355	0.3876	0.7008

Label	Replicates	Concentration	
Cu 324.754	0.1890	0.6345	0.3332
Fe 271.441	3.6508	-3.0274u	5.6835
K 766.491	1.0476	0.7408	1.1731
Mg 279.078	0.5251	1.8729	10.9252
Mn 257.610	0.5781	0.5554	1.0499
Mo 202.032	0.7132	0.7764	0.9689
Na 330.237	81.4472	-36.8340u	63.0889
Ni 231.604	1.7729	0.7195	0.9016
Pb 220.353	-2.1226u	-0.5410u	0.1988
Sb 206.834	2.1245	0.9565	-1.8585u
Se 196.026	-5.1796u	5.4246	0.0734
Sn 189.925	3.1367	2.4030	0.7409
Sr 216.596	0.2893	0.3262	0.4693
Ti 334.941	0.1572	0.2619	0.1585
Tl 190.794	5.1328	3.9558	0.3694
V 292.401	0.7924	0.5765	0.7493
Zn 206.200	0.4213	1.1269	0.7225

Label	Sol'n Conc.	Units	SD	%RSD	Int. (c/s)	QC Value
Ag 328.068	0.3306	ppb	0.1038	31.4	2.9589	0.33061
Al 308.215	-3.5366	ppb	0.3500	9.9	478.092	-3.53662
As 188.980	1.1794	ppb	3.3288	282.2	-5.9633	1.17940
B 249.678	8.1617	ppb	0.8553	10.5	183.003	8.16169
Ba 389.178	0.6118	ppb	0.4504	73.6	-56.6338	0.61185
Be 313.042	0.0490	ppb	0.0024	5.0	-196.432	0.04904
Ca 370.602	6.390	ppb	4.494	70.3	35.04	6.39006
Cd 226.502	0.1037	ppb	0.0316	30.4	25.8863	0.10374
Co 228.615	0.1366	ppb	0.2642	193.4	6.3783	0.13663
Cr 267.716	0.5413	ppb	0.1567	28.9	61.7499	0.54131
Cu 324.754	0.3855	ppb	0.2273	59.0	264.233	0.38555
Fe 271.441	2.1023	ppb	4.5572	216.8	19.5068	2.10230
K 766.491	0.9871	ppb	0.2224	22.5	297.895	0.98715
Mg 279.078	4.4410	ppb	5.6557	127.4	35.6981	4.44104
Mn 257.610	0.7278	ppb	0.2792	38.4	181.283	0.72779
Mo 202.032	0.8195	ppb	0.1332	16.3	11.9855	0.81952
Na 330.237	35.9007	ppb	63.6554	177.3	25.3600	35.90067
Ni 231.604	1.1313	ppb	0.5630	49.8	-2.8653	1.13132
Pb 220.353	-0.8216	ppb	1.1859	144.3	5.9061	-0.82157
Sb 206.834	0.4075	ppb	2.0474	502.4	-5.4749	0.40750
Se 196.026	0.1061	ppb	5.3022	4995.2	1.9922	0.10615
Sn 189.925	2.0935	ppb	1.2275	58.6	-3.9597	2.09353
Sr 216.596	0.3616	ppb	0.0951	26.3	9.6496	0.36160
Ti 334.941	0.1925	ppb	0.0601	31.2	8.8559	0.19252
Tl 190.794	3.1527	ppb	2.4812	78.7	-5.3015	3.15265
V 292.401	0.7061	ppb	0.1142	16.2	-0.5068	0.70608
Zn 206.200	0.7569	ppb	0.3541	46.8	1.8096	0.75693

680-106408-c-15-a (Samp) **10/23/2014, 4:17:14 AM** **Rack 4, Tube 27**

Weight: 1 **Volume: 1** **Dilution: 1**

Label	Replicates	Concentration	
Ag 328.068	0.4764	0.0515	0.0198
Al 308.215	5339.77	5317.36	5319.31
As 188.980	1.4411	-2.4821u	-0.0306

Label	Replicates Concentration		
B 249.678	22.4427	22.2065	22.2946
Ba 389.178	16.4182	17.1481	17.3182
Be 313.042	0.0728	0.0716	0.0737
Ca 370.602	1415	1404	1401
Cd 226.502	0.4628	0.2436	0.2769
Co 228.615	0.9343	0.7375	1.3365
Cr 267.716	7.3637	7.4959	7.5395
Cu 324.754	3.2930	3.5180	3.2759
Fe 271.441	5164.67	5157.94	5168.90
K 766.491	476.451	469.208	470.676
Mg 279.078	653.027	644.524	648.196
Mn 257.610	23.2098	22.8448	22.8015
Mo 202.032	1.7283	1.5198	1.4731
Na 330.237	1507.40	1576.29	1808.65
Ni 231.604	3.9498	3.3202	3.5451
Pb 220.353	2.5064	3.6391	5.6107
Sb 206.834	0.9635	1.2622	1.2093
Se 196.026	2.3687	4.9797	4.4388
Sn 189.925	1.3762	-0.3209u	-0.7447u
Sr 216.596	7.7228	8.0718	7.4619
Ti 334.941	119.096	119.478	120.126
Tl 190.794	-0.6468u	-1.4383u	0.4166u
V 292.401	11.2190	11.3028	10.9795
Zn 206.200	70.6748	73.2512	74.0203

Label	Sol'n Conc.	Units	SD	%RSD	Int. (c/s)
Ag 328.068	0.1826	ppb	0.2550	139.6	-10.6876
Al 308.215	5325.48	ppb	12.4150	0.2	37153.5
As 188.980	-0.3572	ppb	1.9819	554.8	-6.9699
B 249.678	22.3146	ppb	0.1193	0.5	407.450
Ba 389.178	16.9615	ppb	0.4782	2.8	313.152
Be 313.042	0.0727	ppb	0.0010	1.4	-152.053
Ca 370.602	1407	ppb	7.368	0.5	3860
Cd 226.502	0.3278	ppb	0.1181	36.0	55.3034
Co 228.615	1.0028	ppb	0.3053	30.4	19.2257
Cr 267.716	7.4664	ppb	0.0915	1.2	447.254
Cu 324.754	3.3623	ppb	0.1351	4.0	485.995
Fe 271.441	5163.84	ppb	5.5318	0.1	8230.50
K 766.491	472.112	ppb	3.8287	0.8	21180.1
Mg 279.078	648.582	ppb	4.2646	0.7	1790.04
Mn 257.610	22.9520	ppb	0.2243	1.0	4344.83
Mo 202.032	1.5737	ppb	0.1359	8.6	16.8884
Na 330.237	1630.78	ppb	157.840	9.7	98.3886
Ni 231.604	3.6050	ppb	0.3190	8.8	5.2577
Pb 220.353	3.9188	ppb	1.5709	40.1	13.6409
Sb 206.834	1.1450	ppb	0.1594	13.9	-4.1581
Se 196.026	3.9291	ppb	1.3781	35.1	3.7412
Sn 189.925	0.1035	ppb	1.1223	1084.0	-5.4649
Sr 216.596	7.7522	ppb	0.3060	3.9	108.769
Ti 334.941	119.567	ppb	0.5207	0.4	35703.9
Tl 190.794	-0.5561	ppb	0.9308	167.4	-10.0082
V 292.401	11.1671	ppb	0.1678	1.5	270.398
Zn 206.200	72.6487	ppb	1.7522	2.4	80.1065

680-106408-c-18-a (Samp) **10/23/2014, 4:21:34 AM** **Rack 4, Tube 28**

Weight: 1 **Volume: 1** **Dilution: 1**

Label	Replicates Concentration		
Ag 328.068	0.1030	-0.0822u	0.1177
Al 308.215	1404.86	1399.03	1399.52
As 188.980	8.5718	5.7980	5.2291
B 249.678	13.0827	13.1636	12.6627
Ba 389.178	10.7027	10.7541	11.1359
Be 313.042	0.0373	0.0425	0.0354
Ca 370.602	7020	6991	7000
Cd 226.502	0.0677	0.0218	0.2349
Co 228.615	2.6746	2.7551	2.1985
Cr 267.716	11.5550	11.4644	11.4778
Cu 324.754	3.9345	3.7784	4.1027
Fe 271.441	15020.5	14929.5	14913.9
K 766.491	486.669	485.223	485.522
Mg 279.078	614.426	612.147	611.399
Mn 257.610	132.575	131.746	131.587
Mo 202.032	2.3595	1.5869	1.7226
Na 330.237	1960.74	1851.90	1900.48
Ni 231.604	7.4194	7.0511	7.3788
Pb 220.353	36.3471	31.4044	31.8088
Sb 206.834	3.1289	0.7407	-0.8607u
Se 196.026	9.4575	3.9325	8.1852
Sn 189.925	0.9493	0.8666	-0.3729u
Sr 216.596	41.3618	40.7922	41.0870
Ti 334.941	30.4380	32.7106	30.0281
Tl 190.794	1.0122u	2.5897	-1.6557u
V 292.401	3.7765	3.8104	4.0923
Zn 206.200	23.2877	22.4276	22.5571

Label	Sol'n Conc.	Units	SD	%RSD	Int. (c/s)
Ag 328.068	0.0462	ppb	0.1114	241.3	-24.6755
Al 308.215	1401.14	ppb	3.2366	0.2	10169.0
As 188.980	6.5330	ppb	1.7885	27.4	-2.4642
B 249.678	12.9697	ppb	0.2689	2.1	228.656
Ba 389.178	10.8642	ppb	0.2366	2.2	181.984
Be 313.042	0.0384	ppb	0.0036	9.5	-214.080
Ca 370.602	7003	ppb	15.21	0.2	19033
Cd 226.502	0.1081	ppb	0.1122	103.7	83.0459
Co 228.615	2.5427	ppb	0.3008	11.8	35.7282
Cr 267.716	11.4991	ppb	0.0489	0.4	675.245
Cu 324.754	3.9386	ppb	0.1622	4.1	532.897
Fe 271.441	14954.6	ppb	57.5648	0.4	23804.7
K 766.491	485.805	ppb	0.7630	0.2	21787.0
Mg 279.078	612.657	ppb	1.5763	0.3	1691.29
Mn 257.610	131.969	ppb	0.5302	0.4	24707.6
Mo 202.032	1.8897	ppb	0.4125	21.8	18.5956
Na 330.237	1904.37	ppb	54.5246	2.9	110.585
Ni 231.604	7.2831	ppb	0.2019	2.8	17.5118
Pb 220.353	33.1867	ppb	2.7444	8.3	60.8257
Sb 206.834	1.0030	ppb	2.0077	200.2	-3.9997
Se 196.026	7.1918	ppb	2.8934	40.2	5.3009
Sn 189.925	0.4810	ppb	0.7407	154.0	-5.1792
Sr 216.596	41.0803	ppb	0.2849	0.7	539.135

Label	Sol'n Conc.	Units	SD	%RSD	Int. (c/s)
Ti 334.941	31.0589	ppb	1.4451	4.7	9240.80
Tl 190.794	0.6487	ppb	2.1459	330.8	-9.9601
V 292.401	3.8931	ppb	0.1734	4.5	86.1499
Zn 206.200	22.7575	ppb	0.4637	2.0	25.1241

680-106408-c-19-a (Samp) **10/23/2014, 4:25:53 AM** **Rack 4, Tube 29**

Weight: 1 **Volume: 1** **Dilution: 1**

Label	Replicates Concentration		
Ag 328.068	0.2958	0.2163	0.3049
Al 308.215	2152.38	2144.62	2149.77
As 188.980	5.9032	6.6961	5.6197
B 249.678	12.4585	12.1664	12.1664
Ba 389.178	16.7145	16.1059	16.0826
Be 313.042	0.0385	0.0387	0.0407
Ca 370.602	7073	7092	7152
Cd 226.502	0.2249	-0.0093	0.1231
Co 228.615	0.2381	0.2483	0.2340
Cr 267.716	12.4372	12.2936	12.5931
Cu 324.754	7.6259	7.5877	7.8544
Fe 271.441	7500.76	7509.18	7533.96
K 766.491	529.550	528.636	528.427
Mg 279.078	437.408	434.565	437.562
Mn 257.610	29.6855	29.7460	30.0935
Mo 202.032	2.0011	2.4000	2.2701
Na 330.237	1404.06	1358.95	1386.35
Ni 231.604	3.7170	2.7102	2.5207
Pb 220.353	17.4598	19.4514	14.5265
Sb 206.834	3.1694	1.5707	-0.7542u
Se 196.026	-5.4157u	4.3708	-4.2660u
Sn 189.925	1.9335	0.4785	0.0289
Sr 216.596	74.9405	74.6997	75.6637
Ti 334.941	43.1204	43.5310	42.1639
Tl 190.794	0.1862u	0.4900u	-2.1357u
V 292.401	8.2155	8.4276	8.1739
Zn 206.200	643.176	640.132	643.960

Label	Sol'n Conc.	Units	SD	%RSD	Int. (c/s)
Ag 328.068	0.2723	ppb	0.0488	17.9	-5.7199
Al 308.215	2148.92	ppb	3.9460	0.2	15301.6
As 188.980	6.0730	ppb	0.5580	9.2	-2.7152
B 249.678	12.2638	ppb	0.1686	1.4	234.126
Ba 389.178	16.3010	ppb	0.3583	2.2	299.360
Be 313.042	0.0393	ppb	0.0012	3.1	-211.773
Ca 370.602	7106	ppb	40.85	0.6	19401
Cd 226.502	0.1129	ppb	0.1174	104.0	54.9036
Co 228.615	0.2401	ppb	0.0074	3.1	8.9778
Cr 267.716	12.4413	ppb	0.1498	1.2	723.133
Cu 324.754	7.6893	ppb	0.1442	1.9	806.363
Fe 271.441	7514.63	ppb	17.2584	0.2	11969.8
K 766.491	528.871	ppb	0.5972	0.1	23695.9
Mg 279.078	436.512	ppb	1.6878	0.4	1212.70
Mn 257.610	29.8417	ppb	0.2202	0.7	5634.84
Mo 202.032	2.2237	ppb	0.2034	9.1	21.2262

Label	Sol'n Conc.	Units	SD	%RSD	Int. (c/s)
Na 330.237	1383.12	ppb	22.7261	1.6	71.9422
Ni 231.604	2.9826	ppb	0.6430	21.6	3.5271
Pb 220.353	17.1459	ppb	2.4774	14.4	34.8583
Sb 206.834	1.3287	ppb	1.9730	148.5	-3.7637
Se 196.026	-1.7703	ppb	5.3493	302.2	1.2305
Sn 189.925	0.8136	ppb	0.9955	122.4	-4.9278
Sr 216.596	75.1013	ppb	0.5017	0.7	955.027
Ti 334.941	42.9384	ppb	0.7015	1.6	12791.7
Tl 190.794	-0.4865	ppb	1.4363	295.2	-10.2531
V 292.401	8.2724	ppb	0.1361	1.6	195.722
Zn 206.200	642.423	ppb	2.0222	0.3	702.581

680-106408-c-20-a (Samp) **10/23/2014, 4:30:12 AM** **Rack 4, Tube 30**

Weight: 1 **Volume: 1** **Dilution: 1**

Label	Replicates	Concentration	
Ag 328.068	0.1397	0.3639	0.0691
Al 308.215	6819.95	6819.57	6841.26
As 188.980	0.5568	-2.6409u	-0.1819u
B 249.678	12.4482	12.2556	12.4185
Ba 389.178	13.1625	13.8531	13.6293
Be 313.042	0.0897	0.0848	0.0872
Ca 370.602	5341	5328	5332
Cd 226.502	-0.0456	0.0372	0.0103
Co 228.615	0.3780	0.5798	0.3924
Cr 267.716	10.0368	9.9946	9.9911
Cu 324.754	3.4902	3.5854	3.5429
Fe 271.441	5196.24	5192.53	5203.13
K 766.491	1272.95	1269.90	1273.24
Mg 279.078	885.452	881.783	890.639
Mn 257.610	235.474	234.911	235.099
Mo 202.032	0.7120	1.0133	0.4368
Na 330.237	1944.51	1676.48	1900.06
Ni 231.604	2.1257	2.1035	2.0595
Pb 220.353	4.4755	3.6355	4.1656
Sb 206.834	3.7291	0.5234	-0.6052u
Se 196.026	3.0047	0.6565	1.1786
Sn 189.925	-1.4865u	-1.6495u	-1.5751u
Sr 216.596	51.2778	51.3836	51.8207
Ti 334.941	189.566	194.167	193.748
Tl 190.794	-1.3404u	1.6051	2.2231
V 292.401	12.0702	11.7284	11.7965
Zn 206.200	15.5201	16.4195	16.3023

Label	Sol'n Conc.	Units	SD	%RSD	Int. (c/s)
Ag 328.068	0.1909	ppb	0.1539	80.6	-10.3914
Al 308.215	6826.92	ppb	12.4131	0.2	47484.0
As 188.980	-0.7553	ppb	1.6742	221.7	-7.2207
B 249.678	12.3741	ppb	0.1037	0.8	241.335
Ba 389.178	13.5483	ppb	0.3523	2.6	237.089
Be 313.042	0.0872	ppb	0.0024	2.8	-123.988
Ca 370.602	5334	ppb	6.402	0.1	14646
Cd 226.502	0.0006	ppb	0.0423	6713.9	41.1957
Co 228.615	0.4501	ppb	0.1126	25.0	14.4444

Label	Sol'n Conc.	Units	SD	%RSD	Int. (c/s)
Cr 267.716	10.0075	ppb	0.0254	0.3	588.910
Cu 324.754	3.5395	ppb	0.0477	1.3	499.049
Fe 271.441	5197.30	ppb	5.3765	0.1	8283.68
K 766.491	1272.03	ppb	1.8492	0.1	56635.7
Mg 279.078	885.958	ppb	4.4497	0.5	2432.51
Mn 257.610	235.162	ppb	0.2867	0.1	43935.3
Mo 202.032	0.7207	ppb	0.2883	40.0	11.0527
Na 330.237	1840.35	ppb	143.646	7.8	109.654
Ni 231.604	2.0963	ppb	0.0337	1.6	0.5766
Pb 220.353	4.0922	ppb	0.4248	10.4	13.9065
Sb 206.834	1.2158	ppb	2.2485	185.0	-4.0104
Se 196.026	1.6132	ppb	1.2330	76.4	2.7592
Sn 189.925	-1.5704	ppb	0.0816	5.2	-6.7314
Sr 216.596	51.4940	ppb	0.2878	0.6	656.700
Ti 334.941	192.493	ppb	2.5442	1.3	57509.7
Tl 190.794	0.8293	ppb	1.9043	229.6	-8.3925
V 292.401	11.8650	ppb	0.1809	1.5	289.346
Zn 206.200	16.0806	ppb	0.4889	3.0	18.2842

680-106408-c-23-a (Samp) **10/23/2014, 4:34:32 AM** **Rack 4, Tube 31**

Weight: 1 **Volume: 1** **Dilution: 1**

Label	Replicates Concentration		
Ag 328.068	0.1356	0.4770	0.0882
Al 308.215	11.3855	10.8040	11.2096
As 188.980	-2.0871u	-3.9738u	-3.7043u
B 249.678	4.2538	5.1239	4.9824
Ba 389.178	-0.7488u	-0.2354u	-0.5693u
Be 313.042	0.0030	0.0051	0.0051
Ca 370.602	5.952	7.781	5.508
Cd 226.502	0.0639	-0.1092u	0.0484
Co 228.615	0.0211	0.0695	0.1646
Cr 267.716	0.5572	0.3025	0.4965
Cu 324.754	-0.2473u	-0.1292u	-0.3806u
Fe 271.441	2.1901	6.1639	1.7050
K 766.491	0.8814	0.5964	0.3992
Mg 279.078	23.8538	24.1907	20.4058
Mn 257.610	-0.0151u	0.0133	-0.0288u
Mo 202.032	0.2901	-0.0751u	0.1927
Na 330.237	142.892	150.205	108.657
Ni 231.604	0.5238	0.7181	1.3258
Pb 220.353	1.0141	0.7042	0.7537
Sb 206.834	6.0501	-0.1390u	0.8442
Se 196.026	1.3035	-0.9074u	-1.0230u
Sn 189.925	-2.0016u	1.8914	-2.6160u
Sr 216.596	0.0513	0.0957	0.2553
Ti 334.941	0.1227	0.1301	0.1007
Tl 190.794	2.0359	0.5625	-1.7182u
V 292.401	-0.0183u	0.0402	0.3100
Zn 206.200	3.2329	4.2601	3.3347

Label	Sol'n Conc.	Units	SD	%RSD	Int. (c/s)
Ag 328.068	0.2336	ppb	0.2121	90.8	-5.3339
Al 308.215	11.1330	ppb	0.2982	2.7	578.913

Label	Sol'n Conc.	Units	SD	%RSD	Int. (c/s)
As 188.980	-3.2550	ppb	1.0204	31.3	-8.9309
B 249.678	4.7867	ppb	0.4669	9.8	126.662
Ba 389.178	-0.5179	ppb	0.2605	50.3	-81.9021
Be 313.042	0.0044	ppb	0.0012	28.0	-278.089
Ca 370.602	6.414	ppb	1.205	18.8	35.03
Cd 226.502	0.0011	ppb	0.0958	9024.4	21.4218
Co 228.615	0.0851	ppb	0.0730	85.8	5.8047
Cr 267.716	0.4521	ppb	0.1331	29.4	56.8269
Cu 324.754	-0.2524	ppb	0.1258	49.8	217.146
Fe 271.441	3.3530	ppb	2.4464	73.0	21.4820
K 766.491	0.6256	ppb	0.2425	38.8	281.872
Mg 279.078	22.8167	ppb	2.0947	9.2	85.8254
Mn 257.610	-0.0102	ppb	0.0215	210.5	43.7323
Mo 202.032	0.1359	ppb	0.1891	139.2	7.3108
Na 330.237	133.918	ppb	22.1803	16.6	29.9723
Ni 231.604	0.8559	ppb	0.4184	48.9	-3.7203
Pb 220.353	0.8240	ppb	0.1665	20.2	8.5157
Sb 206.834	2.2518	ppb	3.3260	147.7	-2.7676
Se 196.026	-0.2090	ppb	1.3111	627.4	1.8520
Sn 189.925	-0.9087	ppb	2.4443	269.0	-6.2313
Sr 216.596	0.1341	ppb	0.1073	80.0	6.8210
Ti 334.941	0.1178	ppb	0.0153	13.0	-13.4551
Tl 190.794	0.2934	ppb	1.8915	644.6	-8.4191
V 292.401	0.1106	ppb	0.1751	158.3	-15.6369
Zn 206.200	3.6093	ppb	0.5660	15.7	4.9267

CRI (Samp) **10/23/2014, 4:38:51 AM** **Rack 4, Tube 32**

Weight: 1 **Volume: 1** **Dilution: 1**

Label	Replicates Concentration		
Ag 328.068	10.9144	11.1372	10.8037
Al 308.215	197.576	198.086	201.050
As 188.980	20.3119	17.1307	27.6246
B 249.678	100.915	101.707	100.845
Ba 389.178	10.7497	10.5089	10.7835
Be 313.042	4.2129	4.2255	4.2295
Ca 370.602	526.5	530.6	524.4
Cd 226.502	5.3603	5.3815	5.3924
Co 228.615	10.9560	10.4275	10.9826
Cr 267.716	10.4850	10.5794	10.5242
Cu 324.754	20.8828	21.0653	21.1655
Fe 271.441	52.6104	55.3058	55.9889
K 766.491	1052.96	1052.97	1054.09
Mg 279.078	505.222	507.847	506.269
Mn 257.610	11.0442	11.2046	11.1900
Mo 202.032	9.9383	10.1097	10.4631
Na 330.237	941.417	1041.37	968.350
Ni 231.604	42.8369	42.6999	42.9975
Pb 220.353	9.5188	11.4534	9.5692
Sb 206.834	21.6608	20.5368	21.2758
Se 196.026	20.4642	24.0378	23.2307
Sn 189.925	57.3119	51.4470	54.3109
Sr 216.596	10.3410	10.3047	10.7387
Ti 334.941	10.5108	10.5393	10.5800

Label	Replicates Concentration		
Tl 190.794	25.8960	28.6234	29.2252
V 292.401	10.6555	10.6850	10.4874
Zn 206.200	21.6973	20.2197	22.8081

Label	Sol'n Conc.	Units	SD	%RSD	Int. (c/s)
Ag 328.068	10.9518	ppb	0.1699	1.6	911.055
Al 308.215	198.904	ppb	1.8759	0.9	1872.52
As 188.980	21.6891	ppb	5.3808	24.8	7.7627
B 249.678	101.156	ppb	0.4788	0.5	1736.45
Ba 389.178	10.6807	ppb	0.1498	1.4	169.575
Be 313.042	4.2226	ppb	0.0087	0.2	7440.10
Ca 370.602	527.2	ppb	3.164	0.6	1465
Cd 226.502	5.3781	ppb	0.0163	0.3	255.568
Co 228.615	10.7887	ppb	0.3131	2.9	128.880
Cr 267.716	10.5295	ppb	0.0474	0.5	613.600
Cu 324.754	21.0379	ppb	0.1433	0.7	1788.37
Fe 271.441	54.6350	ppb	1.7864	3.3	104.483
K 766.491	1053.34	ppb	0.6472	0.1	46942.6
Mg 279.078	506.446	ppb	1.3213	0.3	1404.57
Mn 257.610	11.1463	ppb	0.0887	0.8	2128.35
Mo 202.032	10.1704	ppb	0.2676	2.6	75.9229
Na 330.237	983.714	ppb	51.7191	5.3	70.1393
Ni 231.604	42.8448	ppb	0.1490	0.3	126.650
Pb 220.353	10.1805	ppb	1.1027	10.8	23.3384
Sb 206.834	21.1578	ppb	0.5712	2.7	24.8321
Se 196.026	22.5776	ppb	1.8742	8.3	11.9814
Sn 189.925	54.3566	ppb	2.9327	5.4	35.5849
Sr 216.596	10.4615	ppb	0.2407	2.3	134.744
Ti 334.941	10.5434	ppb	0.0348	0.3	3104.63
Tl 190.794	27.9149	ppb	1.7741	6.4	21.7179
V 292.401	10.6093	ppb	0.1066	1.0	251.247
Zn 206.200	21.5750	ppb	1.2985	6.0	24.5245

mb 680-354770/1-a (Samp) **10/23/2014, 4:43:10 AM** **Rack 4, Tube 33**
Weight: 1 **Volume: 1** **Dilution: 1**

Label	Replicates Concentration		
Ag 328.068	0.1073	0.0447	0.3219
Al 308.215	-3.4842u	-2.7616u	-4.9248u
As 188.980	0.7026	-3.1281u	-2.6036u
B 249.678	2.2930	2.0703	1.5283
Ba 389.178	0.2898	-0.5999u	0.1928
Be 313.042	0.0083	0.0067	0.0081
Ca 370.602	8.304	0.9169	6.472
Cd 226.502	-0.0781u	0.0591	0.0315
Co 228.615	-0.3522u	-0.0359u	0.0014
Cr 267.716	0.1661	0.1401	0.2432
Cu 324.754	-0.1977u	-0.5768u	-0.4374u
Fe 271.441	0.8062	2.3466	-2.1170u
K 766.491	3.3032	2.9793	2.8132
Mg 279.078	3.5711	0.3875	-2.3178u
Mn 257.610	0.0097	-0.0115u	-0.0028u
Mo 202.032	0.1917	0.0405	-0.3583u
Na 330.237	84.7806	31.4188	128.638

Label	Replicates Concentration		
Ni 231.604	0.4203	-0.3583u	0.2135
Pb 220.353	-0.4811u	-1.4022u	1.3809
Sb 206.834	0.8141	2.6497	-1.4992u
Se 196.026	6.2088	2.6811	0.8491
Sn 189.925	-2.4925u	-0.7662u	1.6360
Sr 216.596	0.0002	0.1852	0.1679
Ti 334.941	0.1261	0.1286	0.1332
Tl 190.794	0.9136	4.0739	4.7596
V 292.401	0.0414	0.3103	0.1368
Zn 206.200	3.3918	3.8983	4.6833

Label	Sol'n Conc.	Units	SD	%RSD	Int. (c/s)
Ag 328.068	0.1580	ppb	0.1454	92.0	-11.7957
Al 308.215	-3.7235	ppb	1.1013	29.6	476.682
As 188.980	-1.6763	ppb	2.0769	123.9	-7.8744
B 249.678	1.9639	ppb	0.3933	20.0	79.4829
Ba 389.178	-0.0391	ppb	0.4881	1248.6	-71.2178
Be 313.042	0.0077	ppb	0.0009	11.7	-272.021
Ca 370.602	5.231	ppb	3.847	73.5	31.84
Cd 226.502	0.0042	ppb	0.0726	1734.7	21.5453
Co 228.615	-0.1289	ppb	0.1943	150.7	3.3432
Cr 267.716	0.1831	ppb	0.0536	29.3	41.9635
Cu 324.754	-0.4040	ppb	0.1917	47.5	205.957
Fe 271.441	0.3453	ppb	2.2672	656.6	16.7051
K 766.491	3.0319	ppb	0.2492	8.2	388.528
Mg 279.078	0.5469	ppb	2.9477	539.0	25.0919
Mn 257.610	-0.0015	ppb	0.0106	694.7	45.1934
Mo 202.032	-0.0420	ppb	0.2841	675.7	6.0942
Na 330.237	81.6125	ppb	48.6870	59.7	27.4731
Ni 231.604	0.0918	ppb	0.4033	439.3	-6.0937
Pb 220.353	-0.1674	ppb	1.4178	846.8	6.9436
Sb 206.834	0.6549	ppb	2.0790	317.5	-5.1043
Se 196.026	3.2463	ppb	2.7242	83.9	3.3876
Sn 189.925	-0.5409	ppb	2.0734	383.3	-5.9530
Sr 216.596	0.1178	ppb	0.1022	86.8	6.6322
Ti 334.941	0.1293	ppb	0.0036	2.8	-10.0601
Tl 190.794	3.2490	ppb	2.0514	63.1	-5.1950
V 292.401	0.1628	ppb	0.1363	83.7	-14.2802
Zn 206.200	3.9911	ppb	0.6507	16.3	5.3450

lcs 680-354770/2-a (Samp) **10/23/2014, 4:47:29 AM** **Rack 4, Tube 34**

Weight: 1 **Volume: 1** **Dilution: 1**

Label	Replicates Concentration		
Ag 328.068	51.5069	51.4904	51.3398
Al 308.215	4863.28	4845.48	4849.95
As 188.980	100.388	96.4788	97.3177
B 249.678	194.919	194.917	194.830
Ba 389.178	102.867	103.026	103.536
Be 313.042	51.8309	51.7699	51.9468
Ca 370.602	5031	5011	5017
Cd 226.502	51.2689	51.1146	51.0397
Co 228.615	50.8976	50.8453	50.9211
Cr 267.716	103.408	103.183	103.065

Label	Replicates Concentration		
Cu 324.754	100.953	102.042	102.527
Fe 271.441	5010.74	4993.54	5009.69
K 766.491	4966.50	4972.28	4978.36
Mg 279.078	4855.83	4840.87	4846.10
Mn 257.610	529.918	527.640	528.937
Mo 202.032	101.413	100.923	100.601
Na 330.237	4724.43	4659.88	4822.99
Ni 231.604	101.404	100.641	100.213
Pb 220.353	505.416	503.973	500.436
Sb 206.834	48.8626	48.9230	50.4274
Se 196.026	95.9505	101.852	94.3533
Sn 189.925	200.404	198.462	195.393
Sr 216.596	99.8706	100.307	99.8780
Ti 334.941	102.087	101.977	102.200
Tl 190.794	42.6147	42.8986	41.3847
V 292.401	102.110	102.325	102.379
Zn 206.200	105.873	102.714	102.275

Label	Sol'n Conc.	Units	SD	%RSD	Int. (c/s)
Ag 328.068	51.4457	ppb	0.0921	0.2	4373.20
Al 308.215	4852.90	ppb	9.2589	0.2	33916.4
As 188.980	98.0616	ppb	2.0581	2.1	58.8683
B 249.678	194.889	ppb	0.0507	0.0	3290.96
Ba 389.178	103.143	ppb	0.3499	0.3	2248.94
Be 313.042	51.8492	ppb	0.0898	0.2	94586.4
Ca 370.602	5020	ppb	10.22	0.2	13757
Cd 226.502	51.1411	ppb	0.1169	0.2	2265.68
Co 228.615	50.8880	ppb	0.0388	0.1	590.129
Cr 267.716	103.219	ppb	0.1739	0.2	5738.91
Cu 324.754	101.841	ppb	0.8063	0.8	7755.08
Fe 271.441	5004.66	ppb	9.6411	0.2	7984.42
K 766.491	4972.38	ppb	5.9281	0.1	220651
Mg 279.078	4847.60	ppb	7.5912	0.2	13232.2
Mn 257.610	528.832	ppb	1.1427	0.2	98746.6
Mo 202.032	100.979	ppb	0.4089	0.4	696.630
Na 330.237	4735.77	ppb	82.1432	1.7	246.175
Ni 231.604	100.753	ppb	0.6034	0.6	306.806
Pb 220.353	503.275	ppb	2.5626	0.5	805.381
Sb 206.834	49.4043	ppb	0.8865	1.8	65.8435
Se 196.026	97.3853	ppb	3.9500	4.1	45.3840
Sn 189.925	198.086	ppb	2.5268	1.3	144.338
Sr 216.596	100.018	ppb	0.2498	0.2	1258.33
Ti 334.941	102.088	ppb	0.1115	0.1	30485.1
Tl 190.794	42.2993	ppb	0.8047	1.9	36.9645
V 292.401	102.271	ppb	0.1426	0.1	2582.53
Zn 206.200	103.621	ppb	1.9629	1.9	113.658

640-49526-m-1-a (Samp) **10/23/2014, 4:51:49 AM** **Rack 4, Tube 35**

Weight: 1 **Volume: 1** **Dilution: 1**

Label	Replicates Concentration		
Ag 328.068	0.0383	0.2220	0.1101
Al 308.215	447.215	450.041	448.309
As 188.980	0.6685	-0.5407u	-4.6587u

Label	Replicates Concentration		
B 249.678	20.3736	20.3096	19.6734
Ba 389.178	1.9720	2.0281	2.0167
Be 313.042	0.0168	0.0188	0.0198
Ca 370.602	1669	1678	1678
Cd 226.502	-0.0961u	-0.0360	-0.0436
Co 228.615	0.3801	-0.2056u	0.6959
Cr 267.716	0.7222	0.9814	0.8592
Cu 324.754	-0.1278u	-0.2722u	-0.0505u
Fe 271.441	1047.26	1041.43	1053.21
K 766.491	252.748	252.765	252.861
Mg 279.078	421.815	426.355	425.812
Mn 257.610	4.5692	4.5839	4.6171
Mo 202.032	0.5894	0.2240	-0.6182u
Na 330.237	2658.97	2796.53	2732.73
Ni 231.604	1.8857	1.5443	1.0746
Pb 220.353	-0.0670u	-1.2517u	1.2453
Sb 206.834	0.8950	3.0852	4.8876
Se 196.026	-5.8836u	-1.7805u	3.4472
Sn 189.925	2.5601	0.7879	-1.0892u
Sr 216.596	7.1723	7.4081	7.5693
Ti 334.941	5.0089	5.1831	5.1164
Tl 190.794	0.1992	1.8610	2.2373
V 292.401	0.9492	0.7885	0.9088
Zn 206.200	3.7604	6.9575	4.7135

Label	Sol'n Conc.	Units	SD	%RSD	Int. (c/s)
Ag 328.068	0.1235	ppb	0.0926	75.0	-15.1672
Al 308.215	448.522	ppb	1.4249	0.3	3590.18
As 188.980	-1.5103	ppb	2.7928	184.9	-7.7654
B 249.678	20.1189	ppb	0.3871	1.9	380.322
Ba 389.178	2.0056	ppb	0.0297	1.5	-24.2725
Be 313.042	0.0185	ppb	0.0015	8.2	-251.959
Ca 370.602	1675	ppb	5.020	0.3	4592
Cd 226.502	-0.0586	ppb	0.0327	55.9	22.7936
Co 228.615	0.2901	ppb	0.4574	157.7	8.3392
Cr 267.716	0.8543	ppb	0.1297	15.2	79.6434
Cu 324.754	-0.1502	ppb	0.1125	74.9	225.131
Fe 271.441	1047.30	ppb	5.8900	0.6	1682.11
K 766.491	252.791	ppb	0.0609	0.0	11458.9
Mg 279.078	424.661	ppb	2.4793	0.6	1181.55
Mn 257.610	4.5901	ppb	0.0246	0.5	907.264
Mo 202.032	0.0651	ppb	0.6193	951.5	6.7766
Na 330.237	2729.41	ppb	68.8429	2.5	153.810
Ni 231.604	1.5015	ppb	0.4072	27.1	-1.6262
Pb 220.353	-0.0245	ppb	1.2491	5106.2	7.2330
Sb 206.834	2.9559	ppb	1.9994	67.6	-1.6986
Se 196.026	-1.4057	ppb	4.6767	332.7	1.3304
Sn 189.925	0.7529	ppb	1.8249	242.4	-4.9732
Sr 216.596	7.3833	ppb	0.1997	2.7	99.2827
Ti 334.941	5.1028	ppb	0.0879	1.7	1477.72
Tl 190.794	1.4325	ppb	1.0845	75.7	-7.3129
V 292.401	0.8822	ppb	0.0836	9.5	4.5129
Zn 206.200	5.1438	ppb	1.6414	31.9	6.5539

640-49526-m-2-a (Samp) **10/23/2014, 4:56:08 AM** **Rack 4, Tube 36**

Weight: 1 **Volume: 1** **Dilution: 1**

Label	Replicates Concentration		
Ag 328.068	0.2309	0.2559	0.3189
Al 308.215	119.192	118.662	116.948
As 188.980	4.1908	7.1870	4.3234
B 249.678	37.8241	37.8201	37.4787
Ba 389.178	1.3645	1.2573	2.2187
Be 313.042	0.0047	0.0078	0.0045
Ca 370.602	13363	13343	13381
Cd 226.502	-0.0012	0.0352	-0.0472u
Co 228.615	-0.1388u	0.4282	0.5144
Cr 267.716	0.8880	0.6663	0.6259
Cu 324.754	-0.2192u	-0.2929u	-0.3985u
Fe 271.441	146.262	143.755	147.376
K 766.491	3688.90	3679.73	3669.84
Mg 279.078	7139.33	7139.11	7126.50
Mn 257.610	8.7661	8.7982	8.8281
Mo 202.032	-0.0208u	-0.2645u	0.1933
Na 330.237	6814.95	6893.79	6806.58
Ni 231.604	1.4395	0.6176	1.3075
Pb 220.353	-1.7385u	1.4550	0.7586
Sb 206.834	2.3640	-3.5386u	1.5261
Se 196.026	5.7684	5.6847	1.2458
Sn 189.925	1.1039	-1.4780u	1.1015
Sr 216.596	79.1475	79.7031	79.2417
Ti 334.941	1.0325	1.2314	1.1956
Tl 190.794	3.4722	-0.6700u	2.0430
V 292.401	0.4196	0.5189	0.6289
Zn 206.200	3.3938	5.1954	5.1540

Label	Sol'n Conc.	Units	SD	%RSD	Int. (c/s)
Ag 328.068	0.2686	ppb	0.0453	16.9	-5.1932
Al 308.215	118.268	ppb	1.1730	1.0	1316.32
As 188.980	5.2337	ppb	1.6929	32.3	-3.2492
B 249.678	37.7076	ppb	0.1982	0.5	676.148
Ba 389.178	1.6135	ppb	0.5269	32.7	-24.1667
Be 313.042	0.0057	ppb	0.0018	32.3	-272.256
Ca 370.602	13362	ppb	18.86	0.1	36595
Cd 226.502	-0.0044	ppb	0.0413	939.1	21.7917
Co 228.615	0.2680	ppb	0.3549	132.4	7.9457
Cr 267.716	0.7267	ppb	0.1411	19.4	72.2560
Cu 324.754	-0.3036	ppb	0.0901	29.7	213.421
Fe 271.441	145.797	ppb	1.8546	1.3	248.092
K 766.491	3679.49	ppb	9.5364	0.3	163344
Mg 279.078	7134.98	ppb	7.3452	0.1	19483.2
Mn 257.610	8.7975	ppb	0.0310	0.4	1734.10
Mo 202.032	-0.0307	ppb	0.2290	747.0	6.1646
Na 330.237	6838.44	ppb	48.1188	0.7	350.538
Ni 231.604	1.1215	ppb	0.4414	39.4	-2.8836
Pb 220.353	0.1584	ppb	1.6793	1060.2	7.4702
Sb 206.834	0.1172	ppb	3.1936	2725.2	-5.8788
Se 196.026	4.2330	ppb	2.5873	61.1	3.8293
Sn 189.925	0.2425	ppb	1.4900	614.5	-5.3581
Sr 216.596	79.3641	ppb	0.2973	0.4	1001.78

Label	Sol'n Conc.	Units	SD	%RSD	Int. (c/s)
Ti 334.941	1.1532	ppb	0.1060	9.2	308.429
Tl 190.794	1.6151	ppb	2.1040	130.3	-6.9909
V 292.401	0.5224	ppb	0.1047	20.0	-4.9980
Zn 206.200	4.5811	ppb	1.0284	22.4	5.9810

Cont Calib Verif (CCV) **10/23/2014, 5:00:28 AM** **Rack 4, Tube 37**

Weight: 1 **Volume: 1** **Dilution: 1**

Label	Replicates Concentration		
Ag 328.068	487.238	487.436	488.335
Al 308.215	4656.77	4646.06	4650.50
As 188.980	450.098	466.211	447.221
B 249.678	462.484	463.413	465.377
Ba 389.178	4908.90	4915.92	4913.79
Be 313.042	483.697	483.908	484.212
Ca 370.602	4865	4862	4830
Cd 226.502	483.534	481.141	480.720
Co 228.615	488.804	487.832	486.479
Cr 267.716	4888.57	4879.18	4870.79
Cu 324.754	4897.65	4885.77	4849.05
Fe 271.441	4775.19	4767.26	4771.80
K 766.491	9595.20	9611.13	9610.69
Mg 279.078	4677.81	4664.20	4662.88
Mn 257.610	4953.99	4975.96	4933.16
Mo 202.032	483.062	482.424	481.041
Na 330.237	7011.77	7142.33	7259.55
Ni 231.604	2439.95	2432.03	2417.58
Pb 220.353	483.521	485.510	485.642
Sb 206.834	912.305	917.131	911.691
Se 196.026	4652.67	4652.83	4651.05
Sn 189.925	4844.50	4788.40	4797.01
Sr 216.596	2413.48	2404.47	2401.13
Ti 334.941	483.557	483.998	483.708
Tl 190.794	4885.56	4877.17	4864.56
V 292.401	4857.82	4862.51	4845.43
Zn 206.200	2415.96	2394.93	2397.05

Label	Sol'n Conc.	Units	SD	%RSD	Int. (c/s)	QC Value
Ag 328.068	487.669	ppb	0.5846	0.1	41637.1	97.53389
Al 308.215	4651.11	ppb	5.3817	0.1	33027.4	93.02218
As 188.980	454.510	ppb	10.2346	2.3	297.327	90.90204
B 249.678	463.758	ppb	1.4771	0.3	7795.16	92.75156
Ba 389.178	4912.87	ppb	3.5977	0.1	109935	98.25742
Be 313.042	483.939	ppb	0.2586	0.1	885486	96.78783
Ca 370.602	4852	ppb	19.27	0.4	13609	97.04570
Cd 226.502	481.798	ppb	1.5175	0.3	21002.9	96.35965
Co 228.615	487.705	ppb	1.1680	0.2	5621.17	97.54099
Cr 267.716	4879.51	ppb	8.8951	0.2	269617	97.59023
Cu 324.754	4877.49	ppb	25.3345	0.5	360082	97.54980
Fe 271.441	4771.42	ppb	3.9776	0.1	7715.23	95.42832
K 766.491	9605.67	ppb	9.0743	0.1	426018	96.05673
Mg 279.078	4668.30	ppb	8.2675	0.2	12652.2	93.36599
Mn 257.610	4954.37	ppb	21.4022	0.4	924353	99.08746
Mo 202.032	482.175	ppb	1.0333	0.2	3298.47	96.43510

Label	Sol'n Conc.	Units	SD	%RSD	Int. (c/s)	QC Value
Na 330.237	7137.88	ppb	123.954	1.7	303.732	95.17175
Ni 231.604	2429.85	ppb	11.3450	0.5	7538.54	97.19414
Pb 220.353	484.891	ppb	1.1881	0.2	780.192	96.97819
Sb 206.834	913.709	ppb	2.9796	0.3	1380.26	91.37090
Se 196.026	4652.18	ppb	0.9845	0.0	2070.53	93.04359
Sn 189.925	4809.97	ppb	30.2102	0.6	3633.87	96.19942
Sr 216.596	2406.36	ppb	6.3896	0.3	29991.7	96.25443
Ti 334.941	483.754	ppb	0.2238	0.0	144603	96.75085
Tl 190.794	4875.76	ppb	10.5700	0.2	5318.18	97.51523
V 292.401	4855.25	ppb	8.8258	0.2	123991	97.10507
Zn 206.200	2402.65	ppb	11.5812	0.5	2610.98	96.10591

Cont Calib Blank (CCB) **10/23/2014, 5:04:47 AM** **Rack 4, Tube 38**
Weight: 1 **Volume: 1** **Dilution: 1**

Label	Replicates	Concentration	
Ag 328.068	0.7173	0.3138	0.4681
Al 308.215	-4.7371u	-4.2247u	-5.2134u
As 188.980	2.0713	0.9495	-2.5231u
B 249.678	7.6057	6.0367	5.7823
Ba 389.178	1.1609	1.0784	0.5690
Be 313.042	0.0574	0.0473	0.0493
Ca 370.602	5.293	5.573	4.198
Cd 226.502	0.1756	0.1019	0.0235
Co 228.615	-0.3457u	0.2152	-0.0893u
Cr 267.716	0.4492	0.6275	0.5748
Cu 324.754	-0.0580u	0.1443	-0.1019u
Fe 271.441	0.8914	0.3330	-1.4981u
K 766.491	0.9345	1.0853	1.1629
Mg 279.078	0.4813	1.7004	0.1978
Mn 257.610	0.5656	0.6351	0.6592
Mo 202.032	0.7906	0.6402	0.5582
Na 330.237	-87.1186u	74.9822	24.8913
Ni 231.604	2.0104	1.4108	0.9585
Pb 220.353	-0.0387u	-0.4321u	0.6910
Sb 206.834	3.1385	2.4650	0.9326
Se 196.026	-2.6452u	3.4837	6.9522
Sn 189.925	2.6331	2.2661	0.3022
Sr 216.596	0.2548	0.4218	0.4489
Ti 334.941	0.2052	0.1333	0.1113
Tl 190.794	4.7513	5.6545	2.9029
V 292.401	0.9080	0.8956	0.9291
Zn 206.200	-0.0122u	1.5188	-0.0988u

Label	Sol'n Conc.	Units	SD	%RSD	Int. (c/s)	QC Value
Ag 328.068	0.4997	ppb	0.2036	40.7	17.4266	0.49974
Al 308.215	-4.7251	ppb	0.4945	10.5	469.906	-4.72510
As 188.980	0.1659	ppb	2.3953	1443.7	-6.6416	0.16592
B 249.678	6.4749	ppb	0.9875	15.3	154.859	6.47493
Ba 389.178	0.9361	ppb	0.3206	34.2	-49.3825	0.93612
Be 313.042	0.0513	ppb	0.0054	10.5	-192.278	0.05130
Ca 370.602	5.021	ppb	0.7268	14.5	31.32	5.02101
Cd 226.502	0.1004	ppb	0.0761	75.8	25.7216	0.10036
Co 228.615	-0.0732	ppb	0.2808	383.4	3.9646	-0.07323

Label	Sol'n Conc.	Units	SD	%RSD	Int. (c/s)	QC Value
Cr 267.716	0.5505	ppb	0.0916	16.6	62.2534	0.55049
Cu 324.754	-0.0052	ppb	0.1313	2513.0	235.394	-0.00522
Fe 271.441	-0.0912	ppb	1.2500	1370.6	16.0187	-0.09120
K 766.491	1.0609	ppb	0.1161	10.9	301.163	1.06087
Mg 279.078	0.7932	ppb	0.7983	100.7	25.7514	0.79318
Mn 257.610	0.6200	ppb	0.0486	7.8	161.135	0.61999
Mo 202.032	0.6630	ppb	0.1179	17.8	10.9151	0.66298
Na 330.237	4.2516	ppb	82.9980	1952.2	23.8509	4.25162
Ni 231.604	1.4599	ppb	0.5277	36.1	-1.8453	1.45991
Pb 220.353	0.0734	ppb	0.5698	776.2	7.3248	0.07341
Sb 206.834	2.1787	ppb	1.1305	51.9	-2.8842	2.17865
Se 196.026	2.5969	ppb	4.8598	187.1	3.0990	2.59687
Sn 189.925	1.7338	ppb	1.2533	72.3	-4.2319	1.73380
Sr 216.596	0.3751	ppb	0.1051	28.0	9.8012	0.37513
Ti 334.941	0.1499	ppb	0.0491	32.8	-3.8829	0.14993
Tl 190.794	4.4363	ppb	1.4026	31.6	-3.9007	4.43627
V 292.401	0.9109	ppb	0.0169	1.9	4.7470	0.91091
Zn 206.200	0.4693	ppb	0.9100	193.9	1.4956	0.46927

640-49526-m-4-a (Samp) **10/23/2014, 5:09:07 AM** **Rack 4, Tube 39**

Weight: 1 **Volume: 1** **Dilution: 1**

Label	Replicates Concentration		
Ag 328.068	0.1339	0.4720	0.1874
Al 308.215	538.642	538.184	538.132
As 188.980	1.5901	0.2169	3.9887
B 249.678	20.0897	20.1650	19.7094
Ba 389.178	1.9485	1.9874	2.4648
Be 313.042	0.0189	0.0219	0.0201
Ca 370.602	1742	1735	1746
Cd 226.502	0.0363	0.0632	-0.0104
Co 228.615	0.4032	-0.0084	0.6102
Cr 267.716	1.3476	1.3757	1.4678
Cu 324.754	-0.2745u	0.3517	-0.0074u
Fe 271.441	1133.11	1135.98	1131.08
K 766.491	263.466	262.492	262.765
Mg 279.078	439.550	442.895	439.313
Mn 257.610	4.8468	4.8679	4.9029
Mo 202.032	0.8165	0.8511	0.3296
Na 330.237	2840.55	2827.58	2746.45
Ni 231.604	1.4546	1.0779	1.1831
Pb 220.353	1.4988	1.2911	0.6460
Sb 206.834	-0.4525u	0.6302	0.2921
Se 196.026	-0.9223u	-3.7287u	7.5600
Sn 189.925	-0.6320u	0.4483	-0.4994u
Sr 216.596	7.9445	7.2510	7.6556
Ti 334.941	7.6658	8.0704	7.8570
Tl 190.794	-0.2381u	1.4686	2.5238
V 292.401	1.1731	0.8109	1.3135
Zn 206.200	9.1843	8.6223	7.8134

Label	Sol'n Conc.	Units	SD	%RSD	Int. (c/s)
Ag 328.068	0.2644	ppb	0.1817	68.7	-3.1316
Al 308.215	538.319	ppb	0.2809	0.1	4208.22

Label	Sol'n Conc.	Units	SD	%RSD	Int. (c/s)
As 188.980	1.9319	ppb	1.9090	98.8	-5.4614
B 249.678	19.9880	ppb	0.2442	1.2	377.920
Ba 389.178	2.1336	ppb	0.2875	13.5	-21.3351
Be 313.042	0.0203	ppb	0.0015	7.5	-248.746
Ca 370.602	1741	ppb	5.740	0.3	4773
Cd 226.502	0.0297	ppb	0.0373	125.5	26.9593
Co 228.615	0.3350	ppb	0.3149	94.0	8.9067
Cr 267.716	1.3970	ppb	0.0629	4.5	109.684
Cu 324.754	0.0233	ppb	0.3142	1350.4	237.985
Fe 271.441	1133.39	ppb	2.4617	0.2	1819.10
K 766.491	262.908	ppb	0.5026	0.2	11907.3
Mg 279.078	440.586	ppb	2.0034	0.5	1224.94
Mn 257.610	4.8725	ppb	0.0283	0.6	960.282
Mo 202.032	0.6657	ppb	0.2917	43.8	10.8802
Na 330.237	2804.86	ppb	51.0006	1.8	157.312
Ni 231.604	1.2385	ppb	0.1944	15.7	-2.4364
Pb 220.353	1.1453	ppb	0.4447	38.8	9.0903
Sb 206.834	0.1566	ppb	0.5539	353.7	-5.7930
Se 196.026	0.9697	ppb	5.8773	606.1	2.3868
Sn 189.925	-0.2277	ppb	0.5892	258.8	-5.7151
Sr 216.596	7.6170	ppb	0.3483	4.6	102.327
Ti 334.941	7.8644	ppb	0.2024	2.6	2303.49
Tl 190.794	1.2514	ppb	1.3937	111.4	-7.5222
V 292.401	1.0991	ppb	0.2593	23.6	10.0275
Zn 206.200	8.5400	ppb	0.6891	8.1	10.2594

640-49526-m-5-a (Samp) **10/23/2014, 5:13:27 AM** **Rack 4, Tube 40**

Weight: 1 **Volume: 1** **Dilution: 1**

Label	Replicates	Concentration	
Ag 328.068	0.0036	0.1903	0.4991
Al 308.215	-5.7088u	-4.2163u	-3.7283u
As 188.980	1.2006	0.7730	2.7261
B 249.678	1.6817	1.0761	1.1951
Ba 389.178	0.4871	0.2378	0.7215
Be 313.042	0.0115	0.0086	0.0139
Ca 370.602	15.43	9.908	16.96
Cd 226.502	0.0033	0.1963	-0.0003u
Co 228.615	0.0268	-0.1962u	-0.0488u
Cr 267.716	0.1729	0.1898	0.0898
Cu 324.754	0.6742	0.8019	0.8299
Fe 271.441	5.1245	-1.6406u	0.2037
K 766.491	3.4308	3.4986	3.2950
Mg 279.078	-0.2698u	0.4738	1.6347
Mn 257.610	0.0515	-0.0301u	-0.0170u
Mo 202.032	0.0616	0.2628	-0.0925u
Na 330.237	95.2349	8.8609	21.6849
Ni 231.604	0.5596	0.8680	1.0509
Pb 220.353	1.0875	0.5082	-2.0888u
Sb 206.834	1.3195	1.0479	-0.7236u
Se 196.026	4.9360	-1.9344u	-0.2873u
Sn 189.925	1.3939	1.5849	2.1128
Sr 216.596	0.2145	0.1783	0.0453
Ti 334.941	0.0850	0.0714	0.0535

Label	Replicates	Concentration	
Tl 190.794	2.9763	1.1756	0.6559
V 292.401	0.0861	0.2453	0.0974
Zn 206.200	6.4809	7.1325	7.6487

Label	Sol'n Conc.	Units	SD	%RSD	Int. (c/s)
Ag 328.068	0.2310	ppb	0.2502	108.3	-5.5567
Al 308.215	-4.5511	ppb	1.0319	22.7	471.013
As 188.980	1.5666	ppb	1.0267	65.5	-5.7040
B 249.678	1.3176	ppb	0.3208	24.3	68.6729
Ba 389.178	0.4821	ppb	0.2419	50.2	-59.5470
Be 313.042	0.0113	ppb	0.0027	23.5	-265.349
Ca 370.602	14.10	ppb	3.708	26.3	56.07
Cd 226.502	0.0665	ppb	0.1125	169.2	24.2628
Co 228.615	-0.0728	ppb	0.1134	155.9	3.9858
Cr 267.716	0.1508	ppb	0.0535	35.5	40.1769
Cu 324.754	0.7686	ppb	0.0830	10.8	292.479
Fe 271.441	1.2292	ppb	3.4972	284.5	18.0924
K 766.491	3.4081	ppb	0.1037	3.0	405.204
Mg 279.078	0.6129	ppb	0.9598	156.6	25.2725
Mn 257.610	0.0014	ppb	0.0438	3027.4	45.7571
Mo 202.032	0.0773	ppb	0.1782	230.5	6.9101
Na 330.237	41.9269	ppb	46.6092	111.2	25.4866
Ni 231.604	0.8261	ppb	0.2483	30.1	-3.8127
Pb 220.353	-0.1644	ppb	1.6916	1029.2	6.9486
Sb 206.834	0.5480	ppb	1.1095	202.5	-5.2614
Se 196.026	0.9048	ppb	3.5870	396.4	2.3470
Sn 189.925	1.6972	ppb	0.3724	21.9	-4.2596
Sr 216.596	0.1461	ppb	0.0891	61.0	6.9719
Ti 334.941	0.0699	ppb	0.0158	22.6	-27.7999
Tl 190.794	1.6026	ppb	1.2177	76.0	-6.9911
V 292.401	0.1429	ppb	0.0888	62.2	-14.7912
Zn 206.200	7.0874	ppb	0.5852	8.3	8.7283

640-49511-c-1-b (Samp) **10/23/2014, 5:17:46 AM** **Rack 4, Tube 41**

Weight: 1 **Volume: 1** **Dilution: 1**

Label	Replicates	Concentration	
Ag 328.068	0.6306	0.7049	0.8130
Al 308.215	104.195	103.808	103.429
As 188.980	45.3983	38.3398	34.7932
B 249.678	171.418	171.310	172.838
Ba 389.178	172.270	171.055	173.648
Be 313.042	0.0904	0.0907	0.0987
Ca 370.602	24306	24246	24291
Cd 226.502	0.1470	0.3183	0.3146
Co 228.615	13.9114	13.4993	13.9735
Cr 267.716	69.0923	68.9531	69.3284
Cu 324.754	2.8339	2.5541	2.8536
Fe 271.441	4578.94	4575.74	4600.09
K 766.491	991617o	984746o	997585o
Mg 279.078	46565.3	46490.6	46727.7
Mn 257.610	34.0727	34.0515	34.0290
Mo 202.032	6.7654	6.7642	7.1499
Na 330.237	1027136x	1029164x	1034876x

Label	Replicates Concentration		
Ni 231.604	129.120	129.421	126.311
Pb 220.353	-1.5100u	-0.1815	-0.5223u
Sb 206.834	6.1623	3.2627	-0.1811
Se 196.026	14.1249	16.4661	13.3637
Sn 189.925	0.5082	0.7817	-0.3305
Sr 216.596	180.600	180.191	180.753
Ti 334.941	18.0877	18.0998	18.3378
Tl 190.794	1.6617	-4.7040u	-3.3446u
V 292.401	149.077	148.556	149.739
Zn 206.200	9.2136	8.9830	7.3804

Label	Sol'n Conc.	Units	SD	%RSD	Int. (c/s)
Ag 328.068	0.7162b	ppb	0.0917	12.8	28.6517
Al 308.215	103.810b	ppb	0.3830	0.4	1239.95
As 188.980	39.5104b	ppb	5.3986	13.7	19.6605
B 249.678	171.855b	ppb	0.8526	0.5	2909.41
Ba 389.178	172.324b	ppb	1.2972	0.8	3855.42
Be 313.042	0.0933b	ppb	0.0048	5.1	-265.092
Ca 370.602	24281b	ppb	30.93	0.1	66442
Cd 226.502	0.2600b	ppb	0.0979	37.6	44.1516
Co 228.615	13.7947b	ppb	0.2577	1.9	164.885
Cr 267.716	69.1246b	ppb	0.1897	0.3	3873.24
Cu 324.754	2.7472b	ppb	0.1675	6.1	438.563
Fe 271.441	4584.92b	ppb	13.2287	0.3	7312.38
K 766.491	991316oxb	ppb	6424.93	0.6	43939500
Mg 279.078	46594.6b	ppb	121.236	0.3	127104
Mn 257.610	34.0511b	ppb	0.0219	0.1	6711.65
Mo 202.032	6.8932b	ppb	0.2224	3.2	53.1448
Na 330.237	1030392xb	ppb	4013.49	0.4	49297.1
Ni 231.604	128.284b	ppb	1.7153	1.3	392.356
Pb 220.353	-0.7379b	ppb	0.6900	93.5	6.3871
Sb 206.834	3.0813b	ppb	3.1756	103.1	-0.7217
Se 196.026	14.6516b	ppb	1.6169	11.0	8.5042
Sn 189.925	0.3198b	ppb	0.5796	181.2	-4.9685
Sr 216.596	180.515b	ppb	0.2906	0.2	2271.05
Ti 334.941	18.1751b	ppb	0.1410	0.8	5384.62
Tl 190.794	-2.1289b	ppb	3.3524	157.5	-11.3977
V 292.401	149.124b	ppb	0.5926	0.4	3789.49
Zn 206.200	8.5257b	ppb	0.9985	11.7	9.8712

680-106450-b-1-a (Samp) **10/23/2014, 5:22:06 AM** **Rack 4, Tube 42**

Weight: 1 **Volume: 1** **Dilution: 1**

Label	Replicates Concentration		
Ag 328.068	0.2489	0.4506	0.1230
Al 308.215	284.793	292.695	288.985
As 188.980	0.1656	0.3590	3.1033
B 249.678	25.8018	25.5195	25.7127
Ba 389.178	24.3007	24.6099	24.6589
Be 313.042	0.0163	0.0148	0.0171
Ca 370.602	5053	5061	5116
Cd 226.502	0.1750	0.4856	0.2656
Co 228.615	0.5037	0.2022	0.5722
Cr 267.716	0.9075	0.9352	0.9275

Label	Replicates Concentration		
Cu 324.754	2.1929	2.3399	2.1933
Fe 271.441	177.597	174.296	177.042
K 766.491	3023.22	3002.83	2986.99
Mg 279.078	743.974	749.684	752.319
Mn 257.610	2.1372	2.1626	2.2120
Mo 202.032	0.4258	0.1058	-0.2608u
Na 330.237	17093.1	17289.0	16987.3
Ni 231.604	1.1555	0.8748	0.9112
Pb 220.353	1.2312	2.5856	0.1850
Sb 206.834	0.6136	1.1888	1.1645
Se 196.026	9.2959	-0.4792u	5.5238
Sn 189.925	1.3541	1.7865	1.2761
Sr 216.596	82.0078	82.9739	82.0043
Ti 334.941	5.7868	5.9846	5.2414
Tl 190.794	3.1254	0.7533	-0.6666u
V 292.401	0.7515	0.8570	0.5892
Zn 206.200	14.7208	13.5157	14.8456

Label	Sol'n Conc.	Units	SD	%RSD	Int. (c/s)
Ag 328.068	0.2742	ppb	0.1653	60.3	-4.7270
Al 308.215	288.824	ppb	3.9537	1.4	2489.89
As 188.980	1.2093	ppb	1.6431	135.9	-5.9412
B 249.678	25.6780	ppb	0.1443	0.6	475.181
Ba 389.178	24.5232	ppb	0.1943	0.8	479.799
Be 313.042	0.0161	ppb	0.0012	7.3	-256.927
Ca 370.602	5077	ppb	34.53	0.7	13915
Cd 226.502	0.3087	ppb	0.1597	51.7	35.3669
Co 228.615	0.4260	ppb	0.1968	46.2	9.8571
Cr 267.716	0.9234	ppb	0.0143	1.5	83.3188
Cu 324.754	2.2420	ppb	0.0848	3.8	401.265
Fe 271.441	176.312	ppb	1.7676	1.0	296.673
K 766.491	3004.34	ppb	18.1630	0.6	133419
Mg 279.078	748.659	ppb	4.2658	0.6	2065.33
Mn 257.610	2.1706	ppb	0.0381	1.8	455.774
Mo 202.032	0.0903	ppb	0.3436	380.6	6.9899
Na 330.237	17123.1	ppb	153.107	0.9	842.110
Ni 231.604	0.9805	ppb	0.1526	15.6	-3.3197
Pb 220.353	1.3339	ppb	1.2036	90.2	9.3297
Sb 206.834	0.9890	ppb	0.3253	32.9	-4.6025
Se 196.026	4.7802	ppb	4.9298	103.1	4.0712
Sn 189.925	1.4723	ppb	0.2750	18.7	-4.4242
Sr 216.596	82.3286	ppb	0.5588	0.7	1035.56
Ti 334.941	5.6709	ppb	0.3849	6.8	1646.86
Tl 190.794	1.0707	ppb	1.9158	178.9	-7.5909
V 292.401	0.7326	ppb	0.1349	18.4	0.2818
Zn 206.200	14.3607	ppb	0.7345	5.1	16.6655

680-106450-b-2-a (Samp) **10/23/2014, 5:26:26 AM** **Rack 4, Tube 43**
Weight: 1 **Volume: 1** **Dilution: 1**

Label	Replicates Concentration		
Ag 328.068	0.1683	0.4476	0.3162
Al 308.215	147.935	147.940	146.954
As 188.980	-1.3048u	3.1656	0.9738

Label	Replicates Concentration		
B 249.678	26.0131	25.7407	25.6672
Ba 389.178	183.387	183.321	182.850
Be 313.042	0.1634	0.1627	0.1602
Ca 370.602	3079	3051	3044
Cd 226.502	0.2326	0.0228	0.1724
Co 228.615	0.5326	0.3569	0.4505
Cr 267.716	0.9845	0.9895	1.1908
Cu 324.754	0.4379	0.6096	0.7356
Fe 271.441	28.2912	25.3315	24.9347
K 766.491	2210.77	2200.75	2199.27
Mg 279.078	2445.67	2448.10	2441.55
Mn 257.610	17.5652	17.3804	17.4565
Mo 202.032	0.0063	-0.4543u	0.1098
Na 330.237	12121.0	11932.6	11965.7
Ni 231.604	3.6182	4.4339	4.4878
Pb 220.353	2.1026	-1.5044u	-1.2706u
Sb 206.834	-0.0437u	2.1132	0.9496
Se 196.026	-3.3541u	-0.7418u	4.4165
Sn 189.925	0.8470	-0.1539u	0.0944
Sr 216.596	34.3637	34.4183	33.8963
Ti 334.941	0.4685	0.5250	0.5671
Tl 190.794	2.2156	-2.0825u	-2.2523u
V 292.401	0.2841	0.4670	0.1459
Zn 206.200	9.8486	8.1434	9.0713

Label	Sol'n Conc.	Units	SD	%RSD	Int. (c/s)
Ag 328.068	0.3107	ppb	0.1398	45.0	0.1308
Al 308.215	147.610	ppb	0.5681	0.4	1517.97
As 188.980	0.9448	ppb	2.2353	236.6	-6.1186
B 249.678	25.8070	ppb	0.1822	0.7	477.685
Ba 389.178	183.186	ppb	0.2931	0.2	4034.04
Be 313.042	0.1621	ppb	0.0017	1.0	10.0319
Ca 370.602	3058	ppb	18.65	0.6	8389
Cd 226.502	0.1426	ppb	0.1080	75.8	27.6252
Co 228.615	0.4467	ppb	0.0879	19.7	9.9803
Cr 267.716	1.0549	ppb	0.1177	11.2	90.4750
Cu 324.754	0.5944	ppb	0.1494	25.1	279.625
Fe 271.441	26.1858	ppb	1.8341	7.0	57.8571
K 766.491	2203.59	ppb	6.2586	0.3	97926.6
Mg 279.078	2445.11	ppb	3.3115	0.1	6691.94
Mn 257.610	17.4674	ppb	0.0929	0.5	3320.23
Mo 202.032	-0.1127	ppb	0.3003	266.4	5.6092
Na 330.237	12006.4	ppb	100.613	0.8	597.607
Ni 231.604	4.1800	ppb	0.4872	11.7	6.6032
Pb 220.353	-0.2241	ppb	2.0184	900.5	6.8575
Sb 206.834	1.0064	ppb	1.0795	107.3	-4.5781
Se 196.026	0.1069	ppb	3.9542	3700.1	1.9965
Sn 189.925	0.2625	ppb	0.5212	198.6	-5.3413
Sr 216.596	34.2261	ppb	0.2869	0.8	433.740
Ti 334.941	0.5202	ppb	0.0495	9.5	110.275
Tl 190.794	-0.7064	ppb	2.5319	358.4	-9.5014
V 292.401	0.2990	ppb	0.1611	53.9	-10.8680
Zn 206.200	9.0211	ppb	0.8537	9.5	10.8373

680-106450-b-3-a (Samp) **10/23/2014, 5:30:46 AM** **Rack 4, Tube 44**

Weight: 1 **Volume: 1** **Dilution: 1**

Label	Replicates Concentration		
Ag 328.068	0.2280	-0.0376u	-0.1773u
Al 308.215	169.158	167.531	166.514
As 188.980	2.5927	1.0993	0.0190
B 249.678	28.1684	27.7779	28.0612
Ba 389.178	190.003	187.714	188.478
Be 313.042	0.1769	0.1748	0.1680
Ca 370.602	3202	3187	3184
Cd 226.502	0.2728	0.2927	0.4246
Co 228.615	0.1960	-0.5379u	0.8510
Cr 267.716	0.5282	0.3675	0.6798
Cu 324.754	0.7770	0.6901	0.7366
Fe 271.441	30.1731	32.2161	27.8614
K 766.491	2273.03	2270.71	2263.72
Mg 279.078	2526.71	2519.30	2516.18
Mn 257.610	3.7217	3.7197	3.7123
Mo 202.032	-0.0553u	-0.0164u	-0.2803u
Na 330.237	12275.2	12404.4	12229.8
Ni 231.604	5.5096	5.3814	4.4768
Pb 220.353	-0.3440u	-0.8784u	-0.5661u
Sb 206.834	-0.1536u	1.6362	-1.7662u
Se 196.026	-1.2432u	-5.1886u	6.2634
Sn 189.925	-2.5136u	2.3708	1.1625
Sr 216.596	35.3593	34.7097	34.9161
Ti 334.941	0.1957	0.1468	0.2026
Tl 190.794	1.0817	-0.5954u	0.7829
V 292.401	0.0818	0.4546	0.2995
Zn 206.200	7.9296	9.5277	11.6031

Label	Sol'n Conc.	Units	SD	%RSD	Int. (c/s)
Ag 328.068	0.0044	ppb	0.2059	4713.8	-26.1635
Al 308.215	167.735	ppb	1.3337	0.8	1656.44
As 188.980	1.2370	ppb	1.2924	104.5	-5.9229
B 249.678	28.0025	ppb	0.2018	0.7	514.336
Ba 389.178	188.732	ppb	1.1651	0.6	4158.30
Be 313.042	0.1732	ppb	0.0046	2.7	30.3917
Ca 370.602	3191	ppb	9.795	0.3	8752
Cd 226.502	0.3300	ppb	0.0825	25.0	35.7902
Co 228.615	0.1697	ppb	0.6948	409.4	6.7847
Cr 267.716	0.5252	ppb	0.1562	29.7	61.1423
Cu 324.754	0.7346	ppb	0.0435	5.9	289.974
Fe 271.441	30.0835	ppb	2.1788	7.2	64.0478
K 766.491	2269.15	ppb	4.8474	0.2	100832
Mg 279.078	2520.73	ppb	5.4074	0.2	6898.47
Mn 257.610	3.7179	ppb	0.0049	0.1	755.701
Mo 202.032	-0.1173	ppb	0.1425	121.5	5.5779
Na 330.237	12303.1	ppb	90.5775	0.7	611.756
Ni 231.604	5.1226	ppb	0.5629	11.0	9.5309
Pb 220.353	-0.5962	ppb	0.2685	45.0	6.2644
Sb 206.834	-0.0945	ppb	1.7019	1800.2	-6.1941
Se 196.026	-0.0561	ppb	5.8175	10362.1	1.9210
Sn 189.925	0.3399	ppb	2.5439	748.4	-5.2826
Sr 216.596	34.9950	ppb	0.3319	0.9	443.369

Label	Sol'n Conc.	Units	SD	%RSD	Int. (c/s)
Ti 334.941	0.1817	ppb	0.0304	16.7	9.1551
Tl 190.794	0.4231	ppb	0.8946	211.5	-8.2775
V 292.401	0.2786	ppb	0.1873	67.2	-11.3791
Zn 206.200	9.6868	ppb	1.8419	19.0	11.5662

680-106450-b-4-a (Samp) **10/23/2014, 5:35:05 AM** **Rack 4, Tube 45**

Weight: 1 **Volume: 1** **Dilution: 1**

Label	Replicates Concentration		
Ag 328.068	0.2359	0.2322	0.3816
Al 308.215	84.0749	86.4915	84.5474
As 188.980	4.9262	0.4252	-1.0351u
B 249.678	25.0629	25.1992	24.7966
Ba 389.178	88.5069	88.5296	88.4930
Be 313.042	0.0573	0.0530	0.0603
Ca 370.602	4312	4345	4332
Cd 226.502	0.1357	0.1954	0.1009
Co 228.615	2.0969	2.5690	1.7748
Cr 267.716	0.8248	0.7224	0.6630
Cu 324.754	0.1058	0.0974	0.4313
Fe 271.441	21.8587	16.2882	15.3024
K 766.491	2452.18	2444.58	2433.00
Mg 279.078	2714.35	2700.48	2699.46
Mn 257.610	27.1568	26.9842	26.9193
Mo 202.032	-0.4042u	-0.6435u	-0.1255u
Na 330.237	13798.6	13530.8	13741.0
Ni 231.604	2.5423	3.8085	2.7066
Pb 220.353	-0.7891u	-1.2591u	-0.6755u
Sb 206.834	4.5741	4.3873	0.3115
Se 196.026	4.3391	0.4631	3.9391
Sn 189.925	2.2825	-0.5304u	3.4775
Sr 216.596	31.9472	31.6866	31.7168
Ti 334.941	0.4721	0.4358	0.4189
Tl 190.794	2.9456	1.5351	1.9075
V 292.401	0.0382	0.3397	0.0245
Zn 206.200	7.5971	8.1517	9.4675

Label	Sol'n Conc.	Units	SD	%RSD	Int. (c/s)
Ag 328.068	0.2832	ppb	0.0852	30.1	-2.0907
Al 308.215	85.0379	ppb	1.2808	1.5	1087.38
As 188.980	1.4388	ppb	3.1072	216.0	-5.7886
B 249.678	25.0196	ppb	0.2047	0.8	464.573
Ba 389.178	88.5098	ppb	0.0185	0.0	1914.90
Be 313.042	0.0569	ppb	0.0037	6.4	-182.231
Ca 370.602	4330	ppb	16.45	0.4	11870
Cd 226.502	0.1440	ppb	0.0478	33.2	27.6428
Co 228.615	2.1469	ppb	0.3994	18.6	29.5461
Cr 267.716	0.7367	ppb	0.0819	11.1	72.9760
Cu 324.754	0.2115	ppb	0.1904	90.0	251.362
Fe 271.441	17.8164	ppb	3.5352	19.8	44.7580
K 766.491	2443.25	ppb	9.6592	0.4	108549
Mg 279.078	2704.76	ppb	8.3167	0.3	7399.95
Mn 257.610	27.0201	ppb	0.1228	0.5	5104.03
Mo 202.032	-0.3911	ppb	0.2593	66.3	3.7064

Label	Sol'n Conc.	Units	SD	%RSD	Int. (c/s)
Na 330.237	13690.1	ppb	140.957	1.0	678.144
Ni 231.604	3.0191	ppb	0.6885	22.8	2.9931
Pb 220.353	-0.9079	ppb	0.3094	34.1	5.7753
Sb 206.834	3.0910	ppb	2.4089	77.9	-1.5282
Se 196.026	2.9138	ppb	2.1317	73.2	3.2459
Sn 189.925	1.7432	ppb	2.0577	118.0	-4.2203
Sr 216.596	31.7835	ppb	0.1425	0.4	403.753
Ti 334.941	0.4423	ppb	0.0272	6.1	87.2787
Tl 190.794	2.1294	ppb	0.7310	34.3	-6.3967
V 292.401	0.1341	ppb	0.1781	132.8	-15.0439
Zn 206.200	8.4054	ppb	0.9607	11.4	10.1660

680-106450-b-4-aSD^5 (Samp) **10/23/2014, 5:39:25 AM** **Rack 4, Tube 46**

Weight: 1 **Volume: 1** **Dilution: 1**

Label	Replicates	Concentration	
Ag 328.068	0.3238	-0.0282u	0.1295
Al 308.215	14.9314	11.8034	12.4308
As 188.980	1.3343	-2.5078u	0.0004
B 249.678	5.5089	4.9623	5.3215
Ba 389.178	18.0700	17.6704	17.3892
Be 313.042	0.0158	0.0194	0.0166
Ca 370.602	903.8	884.9	874.4
Cd 226.502	-0.0756u	0.1610	0.0926
Co 228.615	0.8373	0.3598	0.4735
Cr 267.716	0.1401	0.4584	0.3770
Cu 324.754	-0.1815u	-0.3257u	-0.0892u
Fe 271.441	4.2366	10.5651	7.6805
K 766.491	522.671	512.622	507.620
Mg 279.078	561.999	546.770	543.258
Mn 257.610	5.5420	5.4565	5.4725
Mo 202.032	-0.2345u	0.0977	0.1581
Na 330.237	2718.79	2553.62	2688.61
Ni 231.604	0.5971	0.3050	1.2214
Pb 220.353	-2.7069u	0.9664	0.1233
Sb 206.834	0.7656	1.8706	-0.1681u
Se 196.026	2.7376	0.0723	-0.0226u
Sn 189.925	-2.3125u	-0.7620u	-0.1525u
Sr 216.596	6.4984	6.7569	7.0453
Ti 334.941	0.1195	0.1015	0.1406
Tl 190.794	0.8118	1.4301	0.1828
V 292.401	0.0618	0.1044	0.2068
Zn 206.200	1.3425	-0.2621u	1.1761

Label	Sol'n Conc.	Units	SD	%RSD	Int. (c/s)
Ag 328.068	0.1417	ppb	0.1763	124.4	-13.4118
Al 308.215	13.0552	ppb	1.6548	12.7	592.154
As 188.980	-0.3910	ppb	1.9507	498.9	-7.0140
B 249.678	5.2642	ppb	0.2778	5.3	134.616
Ba 389.178	17.7099	ppb	0.3421	1.9	326.899
Be 313.042	0.0173	ppb	0.0019	10.9	-254.555
Ca 370.602	887.7	ppb	14.88	1.7	2448
Cd 226.502	0.0594	ppb	0.1217	205.1	23.9608
Co 228.615	0.5569	ppb	0.2494	44.8	11.2349

Label	Sol'n Conc.	Units	SD	%RSD	Int. (c/s)
Cr 267.716	0.3251	ppb	0.1654	50.9	49.8926
Cu 324.754	-0.1988	ppb	0.1192	59.9	221.094
Fe 271.441	7.4940	ppb	3.1683	42.3	28.1458
K 766.491	514.304	ppb	7.6650	1.5	23050.2
Mg 279.078	550.676	ppb	9.9625	1.8	1525.39
Mn 257.610	5.4903	ppb	0.0455	0.8	1073.37
Mo 202.032	0.0071	ppb	0.2114	2971.0	6.4298
Na 330.237	2653.67	ppb	87.9512	3.3	150.544
Ni 231.604	0.7078	ppb	0.4681	66.1	-4.1815
Pb 220.353	-0.5391	ppb	1.9241	356.9	6.3557
Sb 206.834	0.8227	ppb	1.0206	124.1	-4.8567
Se 196.026	0.9291	ppb	1.5670	168.7	2.3590
Sn 189.925	-1.0757	ppb	1.1137	103.5	-6.3567
Sr 216.596	6.7669	ppb	0.2736	4.0	89.9995
Ti 334.941	0.1205	ppb	0.0196	16.3	-11.9102
Tl 190.794	0.8082	ppb	0.6237	77.2	-7.8528
V 292.401	0.1243	ppb	0.0745	59.9	-15.2823
Zn 206.200	0.7521	ppb	0.8823	117.3	1.8048

680-106450-b-4-aPDS (Samp) **10/23/2014, 5:43:45 AM** **Rack 4, Tube 47**

Weight: 1 **Volume: 1** **Dilution: 1**

Label	Replicates Concentration		
Ag 328.068	94.0291	93.8566	94.5035
Al 308.215	1004.05	1004.39	1002.62
As 188.980	97.5065	93.8170	93.9029
B 249.678	205.968	206.297	206.142
Ba 389.178	169.072	168.868	169.364
Be 313.042	96.9717	96.9024	96.8332
Ca 370.602	13939	13914	13959
Cd 226.502	94.0492	94.3734	93.9281
Co 228.615	98.0660	98.1977	97.6632
Cr 267.716	98.1087	98.1981	98.0043
Cu 324.754	96.7770	96.3359	97.4350
Fe 271.441	9497.54	9486.26	9464.46
K 766.491	12137.8	12116.8	12105.6
Mg 279.078	11883.6	11846.1	11832.1
Mn 257.610	1027.25	1026.53	1027.16
Mo 202.032	94.9356	95.6358	95.1415
Na 330.237	21669.7	21710.6	21664.6
Ni 231.604	96.7989	96.0470	97.1728
Pb 220.353	94.6297	95.8409	92.6646
Sb 206.834	91.4576	89.3609	86.9610
Se 196.026	94.7562	93.3741	98.2580
Sn 189.925	97.6715	94.2202	92.4212
Sr 216.596	126.902	125.811	126.353
Ti 334.941	97.1123	97.0517	96.6929
Tl 190.794	20.3060	19.7061	20.8035
V 292.401	97.0978	96.8554	96.1830
Zn 206.200	101.439	102.609	102.663

Label	Sol'n Conc.	Units	SD	%RSD	Int. (c/s)
Ag 328.068	94.1297	ppb	0.3350	0.4	8024.45
Al 308.215	1003.69	ppb	0.9402	0.1	7439.23

Label	Sol'n Conc.	Units	SD	%RSD	Int. (c/s)
As 188.980	95.0755	ppb	2.1058	2.2	56.8014
B 249.678	206.136	ppb	0.1649	0.1	3469.01
Ba 389.178	169.101	ppb	0.2492	0.1	3737.75
Be 313.042	96.9024	ppb	0.0692	0.1	177032
Ca 370.602	13937	ppb	22.20	0.2	38127
Cd 226.502	94.1169	ppb	0.2303	0.2	4152.66
Co 228.615	97.9756	ppb	0.2785	0.3	1132.30
Cr 267.716	98.1037	ppb	0.0970	0.1	5460.84
Cu 324.754	96.8493	ppb	0.5531	0.6	7388.57
Fe 271.441	9482.75	ppb	16.8165	0.2	15113.4
K 766.491	12120.1	ppb	16.3278	0.1	537467
Mg 279.078	11853.9	ppb	26.6251	0.2	32332.2
Mn 257.610	1026.98	ppb	0.3931	0.0	191736
Mo 202.032	95.2376	ppb	0.3599	0.4	657.158
Na 330.237	21681.6	ppb	25.2393	0.1	1055.56
Ni 231.604	96.6729	ppb	0.5734	0.6	294.402
Pb 220.353	94.3784	ppb	1.6030	1.7	157.545
Sb 206.834	89.2598	ppb	2.2500	2.5	124.339
Se 196.026	95.4628	ppb	2.5175	2.6	44.6796
Sn 189.925	94.7710	ppb	2.6681	2.8	66.1709
Sr 216.596	126.356	ppb	0.5457	0.4	1596.46
Ti 334.941	96.9523	ppb	0.2267	0.2	28961.0
Tl 190.794	20.2719	ppb	0.5495	2.7	12.7475
V 292.401	96.7121	ppb	0.4740	0.5	2442.81
Zn 206.200	102.237	ppb	0.6918	0.7	111.954

680-106450-b-4-b ms (Samp) **10/23/2014, 5:48:04 AM** **Rack 4, Tube 48**

Weight: 1 **Volume: 1** **Dilution: 1**

Label	Replicates Concentration		
Ag 328.068	50.2126	50.4880	49.9591
Al 308.215	4851.51	4851.96	4843.12
As 188.980	94.2318	100.479	98.6538
B 249.678	212.303	214.039	213.343
Ba 389.178	178.707	178.237	178.292
Be 313.042	50.7361	50.7155	50.6929
Ca 370.602	8860	8865	8856
Cd 226.502	49.7406	50.0213	50.1602
Co 228.615	51.9482	51.4353	51.4023
Cr 267.716	101.323	101.076	101.139
Cu 324.754	100.230	98.8983	100.827
Fe 271.441	4914.26	4920.38	4911.17
K 766.491	7171.08	7162.16	7177.46
Mg 279.078	7205.43	7208.07	7203.93
Mn 257.610	541.580	541.045	540.708
Mo 202.032	98.2403	98.1210	98.9484
Na 330.237	16753.0	16951.1	16846.0
Ni 231.604	101.002	100.007	101.144
Pb 220.353	495.548	492.814	491.769
Sb 206.834	47.2373	51.2428	50.8290
Se 196.026	98.3094	94.2102	95.7129
Sn 189.925	194.047	193.429	189.312
Sr 216.596	127.335	127.523	127.589
Ti 334.941	100.278	100.209	100.111

Label	Replicates Concentration		
Tl 190.794	42.5167	39.7651	41.0351
V 292.401	100.253	100.176	99.7921
Zn 206.200	105.169	107.136	107.803

Label	Sol'n Conc.	Units	SD	%RSD	Int. (c/s)
Ag 328.068	50.2199	ppb	0.2645	0.5	4267.48
Al 308.215	4848.87	ppb	4.9818	0.1	33888.1
As 188.980	97.7882	ppb	3.2122	3.3	58.6866
B 249.678	213.228	ppb	0.8734	0.4	3597.49
Ba 389.178	178.412	ppb	0.2571	0.1	3937.19
Be 313.042	50.7149	ppb	0.0216	0.0	92510.6
Ca 370.602	8860	ppb	4.294	0.0	24271
Cd 226.502	49.9740	ppb	0.2138	0.4	2214.50
Co 228.615	51.5953	ppb	0.3061	0.6	598.291
Cr 267.716	101.179	ppb	0.1279	0.1	5626.53
Cu 324.754	99.9848	ppb	0.9872	1.0	7618.01
Fe 271.441	4915.27	ppb	4.6879	0.1	7842.29
K 766.491	7170.23	ppb	7.6817	0.1	318069
Mg 279.078	7205.81	ppb	2.0959	0.0	19663.6
Mn 257.610	541.111	ppb	0.4394	0.1	101053
Mo 202.032	98.4366	ppb	0.4472	0.5	679.248
Na 330.237	16850.0	ppb	99.1297	0.6	825.474
Ni 231.604	100.718	ppb	0.6194	0.6	306.688
Pb 220.353	493.377	ppb	1.9514	0.4	789.687
Sb 206.834	49.7697	ppb	2.2029	4.4	66.3958
Se 196.026	96.0775	ppb	2.0738	2.2	44.8050
Sn 189.925	192.263	ppb	2.5743	1.3	139.935
Sr 216.596	127.482	ppb	0.1317	0.1	1602.74
Ti 334.941	100.200	ppb	0.0841	0.1	29923.6
Tl 190.794	41.1056	ppb	1.3771	3.4	35.6894
V 292.401	100.074	ppb	0.2467	0.2	2526.66
Zn 206.200	106.702	ppb	1.3695	1.3	117.036

Cont Calib Verif (CCV) **10/23/2014, 5:52:24 AM** **Rack 4, Tube 49**

Weight: 1 **Volume: 1** **Dilution: 1**

Label	Replicates Concentration		
Ag 328.068	484.925	489.043	486.721
Al 308.215	4671.55	4664.97	4668.97
As 188.980	461.792	461.097	455.798
B 249.678	464.855	465.519	467.905
Ba 389.178	4939.43	4926.15	4919.90
Be 313.042	486.551	483.862	483.549
Ca 370.602	4874	4850	4863
Cd 226.502	483.081	482.470	482.267
Co 228.615	488.221	488.028	486.659
Cr 267.716	4894.02	4875.65	4888.37
Cu 324.754	4904.11	4855.39	4837.57
Fe 271.441	4779.11	4766.83	4773.99
K 766.491	9709.87	9667.02	9657.37
Mg 279.078	4665.47	4661.95	4672.01
Mn 257.610	4939.09	4906.15	4965.34
Mo 202.032	484.181	483.959	484.548
Na 330.237	7204.52	6985.77	7287.62

Label	Replicates Concentration		
Ni 231.604	2429.80	2425.10	2437.73
Pb 220.353	477.825	482.497	483.572
Sb 206.834	919.156	920.246	916.544
Se 196.026	4668.03	4676.69	4661.37
Sn 189.925	4826.38	4811.55	4750.29
Sr 216.596	2413.53	2415.69	2414.68
Ti 334.941	486.071	485.501	484.344
Tl 190.794	4898.66	4885.16	4900.14
V 292.401	4862.15	4848.44	4839.39
Zn 206.200	2404.11	2399.34	2406.07

Label	Sol'n Conc.	Units	SD	%RSD	Int. (c/s)	QC Value
Ag 328.068	486.896	ppb	2.0647	0.4	41570.4	97.37928
Al 308.215	4668.50	ppb	3.3179	0.1	33148.4	93.36993
As 188.980	459.562	ppb	3.2785	0.7	300.708	91.91249
B 249.678	466.093	ppb	1.6041	0.3	7834.28	93.21864
Ba 389.178	4928.49	ppb	9.9748	0.2	110285	98.56987
Be 313.042	484.654	ppb	1.6505	0.3	886795	96.93085
Ca 370.602	4863	ppb	12.11	0.2	13637	97.25078
Cd 226.502	482.606	ppb	0.4239	0.1	21038.0	96.52116
Co 228.615	487.636	ppb	0.8517	0.2	5620.38	97.52721
Cr 267.716	4886.01	ppb	9.4117	0.2	269976	97.72025
Cu 324.754	4865.69	ppb	34.4439	0.7	359211	97.31381
Fe 271.441	4773.31	ppb	6.1648	0.1	7718.48	95.46621
K 766.491	9678.09	ppb	27.9409	0.3	429227	96.78089
Mg 279.078	4666.48	ppb	5.1057	0.1	12647.0	93.32952
Mn 257.610	4936.86	ppb	29.6569	0.6	921085	98.73715
Mo 202.032	484.229	ppb	0.2973	0.1	3312.50	96.84584
Na 330.237	7159.30	ppb	155.924	2.2	304.773	95.45735
Ni 231.604	2430.87	ppb	6.3833	0.3	7541.70	97.23489
Pb 220.353	481.298	ppb	3.0551	0.6	774.506	96.25962
Sb 206.834	918.649	ppb	1.9026	0.2	1387.61	91.86487
Se 196.026	4668.70	ppb	7.6771	0.2	2077.88	93.37398
Sn 189.925	4796.07	ppb	40.3382	0.8	3623.35	95.92142
Sr 216.596	2414.64	ppb	1.0832	0.0	30095.0	96.58543
Ti 334.941	485.305	ppb	0.8800	0.2	145067	97.06106
Tl 190.794	4894.66	ppb	8.2524	0.2	5338.80	97.89310
V 292.401	4850.00	ppb	11.4623	0.2	123856	96.99990
Zn 206.200	2403.17	ppb	3.4602	0.1	2611.51	96.12685

Cont Calib Blank (CCB) **10/23/2014, 5:56:44 AM** **Rack 4, Tube 50**

Weight: 1 **Volume: 1** **Dilution: 1**

Label	Replicates Concentration		
Ag 328.068	0.3077	0.3062	0.0916
Al 308.215	-2.9520u	-4.8171u	-4.5536u
As 188.980	1.6392	1.5155	1.0841
B 249.678	8.0920	7.0699	6.3496
Ba 389.178	0.4188	1.2394	0.9234
Be 313.042	0.0462	0.0610	0.0499
Ca 370.602	1.650	2.669	5.255
Cd 226.502	0.0787	0.0214	-0.0355u
Co 228.615	0.3719	-0.3244u	0.4674
Cr 267.716	0.4672	0.5882	0.7702

Label	Replicates Concentration		
Cu 324.754	0.3842	0.2333	0.1626
Fe 271.441	4.5187	-0.1064u	-3.3882u
K 766.491	2.7162	2.8251	3.1332
Mg 279.078	0.6075	1.6892	0.2076
Mn 257.610	0.5658	0.5991	0.5650
Mo 202.032	1.3178	0.4612	0.7319
Na 330.237	150.320	-38.4195u	-123.752u
Ni 231.604	1.3862	1.3987	0.9613
Pb 220.353	-2.0248u	1.5531	-3.0349u
Sb 206.834	4.5845	3.6745	1.8723
Se 196.026	2.1631	2.9183	2.0161
Sn 189.925	3.8755	1.7813	4.0232
Sr 216.596	0.3000	0.5082	0.1775
Ti 334.941	0.1158	0.1316	0.1502
Tl 190.794	5.4877	4.9558	4.3237
V 292.401	0.6902	0.6893	0.9118
Zn 206.200	-0.3906u	0.9827	1.3373

Label	Sol'n Conc.	Units	SD	%RSD	Int. (c/s)	QC Value
Ag 328.068	0.2352	ppb	0.1243	52.9	-5.2028	0.23519
Al 308.215	-4.1076	ppb	1.0094	24.6	474.163	-4.10758
As 188.980	1.4129	ppb	0.2914	20.6	-5.8070	1.41291
B 249.678	7.1705	ppb	0.8756	12.2	166.484	7.17050
Ba 389.178	0.8605	ppb	0.4139	48.1	-51.0743	0.86051
Be 313.042	0.0524	ppb	0.0077	14.7	-190.382	0.05236
Ca 370.602	3.191	ppb	1.858	58.2	26.30	3.19113
Cd 226.502	0.0215	ppb	0.0571	265.4	22.2927	0.02152
Co 228.615	0.1716	ppb	0.4322	251.9	6.7741	0.17162
Cr 267.716	0.6086	ppb	0.1525	25.1	65.4632	0.60855
Cu 324.754	0.2600	ppb	0.1132	43.5	254.978	0.26005
Fe 271.441	0.3413	ppb	3.9724	1163.8	16.7181	0.34134
K 766.491	2.8915	ppb	0.2163	7.5	382.304	2.89151
Mg 279.078	0.8348	ppb	0.7665	91.8	25.8654	0.83475
Mn 257.610	0.5766	ppb	0.0195	3.4	153.043	0.57662
Mo 202.032	0.8370	ppb	0.4378	52.3	12.1053	0.83700
Na 330.237	-3.9507	ppb	140.249	3550.0	23.4578	-3.95071
Ni 231.604	1.2488	ppb	0.2490	19.9	-2.5012	1.24877
Pb 220.353	-1.1689	ppb	2.4108	206.3	5.3550	-1.16886
Sb 206.834	3.3771	ppb	1.3803	40.9	-1.1345	3.37711
Se 196.026	2.3659	ppb	0.4841	20.5	2.9964	2.36586
Sn 189.925	3.2266	ppb	1.2539	38.9	-3.1023	3.22664
Sr 216.596	0.3286	ppb	0.1672	50.9	9.2335	0.32858
Ti 334.941	0.1325	ppb	0.0173	13.0	-9.0886	0.13253
Tl 190.794	4.9224	ppb	0.5827	11.8	-3.3712	4.92241
V 292.401	0.7638	ppb	0.1282	16.8	0.9413	0.76379
Zn 206.200	0.6431	ppb	0.9126	141.9	1.6853	0.64315

680-106450-b-4-c msd (Samp) **10/23/2014, 6:01:04 AM** **Rack 4, Tube 51**

Weight: 1 **Volume: 1** **Dilution: 1**

Label	Replicates Concentration		
Ag 328.068	49.7965	50.6030	50.2498
Al 308.215	4880.43	4894.92	4882.49
As 188.980	94.0392	95.7938	102.341

Label	Replicates Concentration		
B 249.678	213.621	216.246	215.487
Ba 389.178	180.310	180.284	180.487
Be 313.042	51.0410	51.3796	51.2700
Ca 370.602	8933	8963	8960
Cd 226.502	50.2791	50.8138	50.2469
Co 228.615	51.4128	52.0332	51.8364
Cr 267.716	101.757	102.611	102.498
Cu 324.754	100.266	101.199	101.436
Fe 271.441	4934.52	4976.26	4948.58
K 766.491	7695.91	7708.22	7698.76
Mg 279.078	7259.95	7290.35	7278.74
Mn 257.610	544.362	547.125	545.255
Mo 202.032	99.0906	100.010	98.6156
Na 330.237	17168.0	17330.3	17613.4
Ni 231.604	100.691	101.976	101.269
Pb 220.353	492.213	497.820	493.832
Sb 206.834	50.0078	50.8465	47.3969
Se 196.026	103.334	98.9849	100.029
Sn 189.925	196.844	197.561	194.927
Sr 216.596	126.927	128.787	128.690
Ti 334.941	100.792	101.384	100.903
Tl 190.794	39.4072	41.4502	44.1539
V 292.401	100.876	100.887	100.943
Zn 206.200	103.134	107.797	107.650

Label	Sol'n Conc.	Units	SD	%RSD	Int. (c/s)
Ag 328.068	50.2164	ppb	0.4043	0.8	4267.16
Al 308.215	4885.95	ppb	7.8389	0.2	34143.5
As 188.980	97.3912	ppb	4.3751	4.5	58.4208
B 249.678	215.118	ppb	1.3507	0.6	3628.96
Ba 389.178	180.361	ppb	0.1107	0.1	3980.94
Be 313.042	51.2302	ppb	0.1727	0.3	93453.6
Ca 370.602	8952	ppb	16.53	0.2	24522
Cd 226.502	50.4466	ppb	0.3184	0.6	2235.22
Co 228.615	51.7608	ppb	0.3171	0.6	600.194
Cr 267.716	102.289	ppb	0.4638	0.5	5687.86
Cu 324.754	100.967	ppb	0.6186	0.6	7690.48
Fe 271.441	4953.12	ppb	21.2359	0.4	7902.54
K 766.491	7700.96	ppb	6.4458	0.1	341593
Mg 279.078	7276.35	ppb	15.3393	0.2	19855.9
Mn 257.610	545.581	ppb	1.4099	0.3	101887
Mo 202.032	99.2388	ppb	0.7090	0.7	684.731
Na 330.237	17370.6	ppb	225.418	1.3	850.350
Ni 231.604	101.312	ppb	0.6437	0.6	308.536
Pb 220.353	494.622	ppb	2.8854	0.6	791.664
Sb 206.834	49.4171	ppb	1.7991	3.6	65.8824
Se 196.026	100.783	ppb	2.2703	2.3	46.8972
Sn 189.925	196.444	ppb	1.3617	0.7	143.099
Sr 216.596	128.135	ppb	1.0469	0.8	1610.96
Ti 334.941	101.026	ppb	0.3145	0.3	30170.8
Tl 190.794	41.6704	ppb	2.3810	5.7	36.3014
V 292.401	100.902	ppb	0.0362	0.0	2547.73
Zn 206.200	106.194	ppb	2.6508	2.5	116.475

680-106450-b-5-a (Samp) **10/23/2014, 6:05:23 AM** **Rack 4, Tube 52**

Weight: 1 **Volume: 1** **Dilution: 1**

Label	Replicates Concentration		
Ag 328.068	-0.0535u	-0.1253u	0.1882
Al 308.215	-3.9547u	-2.3045u	-2.2981u
As 188.980	-0.6924u	1.3209	0.1654
B 249.678	4.4238	4.1695	3.4972
Ba 389.178	0.4182	0.4075	-0.1140u
Be 313.042	0.0155	0.0104	0.0052
Ca 370.602	7.564	7.474	5.959
Cd 226.502	0.0542	0.0152	-0.0642u
Co 228.615	0.1984	0.3724	-0.2027u
Cr 267.716	1.0491	0.8122	0.7723
Cu 324.754	-0.3224u	-0.3280u	-0.4487u
Fe 271.441	18.1733	4.8212	7.0597
K 766.491	81.1189	82.7844	82.2328
Mg 279.078	18.0114	4.4627	4.5298
Mn 257.610	1.1075	0.1057	0.1165
Mo 202.032	0.6685	0.3863	0.2910
Na 330.237	192.897	119.098	63.8006
Ni 231.604	0.5957	1.0718	0.5748
Pb 220.353	1.4162	0.4412	0.5332
Sb 206.834	-0.0741u	0.0958	1.7069
Se 196.026	2.5157	1.0420	4.7711
Sn 189.925	-2.3965u	-1.2671u	-0.5615u
Sr 216.596	-0.0401u	0.2528	-0.0094u
Ti 334.941	0.1403	0.1134	0.0011
Tl 190.794	-0.0887u	-0.7615u	4.5010
V 292.401	0.4462	-0.2997u	0.3488
Zn 206.200	3.5668	2.4557	3.4870

Label	Sol'n Conc.	Units	SD	%RSD	Int. (c/s)
Ag 328.068	0.0031	ppb	0.1642	5264.2	-25.0472
Al 308.215	-2.8525	ppb	0.9546	33.5	482.714
As 188.980	0.2646	ppb	1.0103	381.8	-6.5755
B 249.678	4.0302	ppb	0.4788	11.9	113.961
Ba 389.178	0.2372	ppb	0.3042	128.2	-65.0131
Be 313.042	0.0104	ppb	0.0052	50.1	-267.212
Ca 370.602	6.999	ppb	0.9019	12.9	36.56
Cd 226.502	0.0017	ppb	0.0603	3504.2	21.4739
Co 228.615	0.1227	ppb	0.2949	240.3	6.2285
Cr 267.716	0.8779	ppb	0.1496	17.0	80.3595
Cu 324.754	-0.3664	ppb	0.0714	19.5	208.752
Fe 271.441	10.0181	ppb	7.1508	71.4	32.0934
K 766.491	82.0454	ppb	0.8484	1.0	3890.73
Mg 279.078	9.0013	ppb	7.8031	86.7	48.1423
Mn 257.610	0.4432	ppb	0.5753	129.8	128.244
Mo 202.032	0.4486	ppb	0.1963	43.8	9.4495
Na 330.237	125.265	ppb	64.7690	51.7	29.5698
Ni 231.604	0.7474	ppb	0.2811	37.6	-4.0569
Pb 220.353	0.7969	ppb	0.5383	67.6	8.4732
Sb 206.834	0.5762	ppb	0.9829	170.6	-5.2192
Se 196.026	2.7763	ppb	1.8781	67.7	3.1788
Sn 189.925	-1.4084	ppb	0.9256	65.7	-6.6093
Sr 216.596	0.0677	ppb	0.1610	237.6	5.9947

Label	Sol'n Conc.	Units	SD	%RSD	Int. (c/s)
Ti 334.941	0.0849	ppb	0.0738	86.9	-23.3063
Tl 190.794	1.2169	ppb	2.8639	235.3	-7.4137
V 292.401	0.1651	ppb	0.4054	245.6	-14.3149
Zn 206.200	3.1699	ppb	0.6197	19.6	4.4449

680-106450-b-6-a (Samp) **10/23/2014, 6:09:43 AM** **Rack 4, Tube 53**

Weight: 1 **Volume: 1** **Dilution: 1**

Label	Replicates Concentration		
Ag 328.068	0.3110	0.1139	0.0322
Al 308.215	163.956	163.371	164.948
As 188.980	-2.7305u	1.5518	1.9424
B 249.678	27.5449	26.8980	27.6579
Ba 389.178	183.996	183.379	184.039
Be 313.042	0.1700	0.1714	0.1672
Ca 370.602	3106	3101	3091
Cd 226.502	0.3110	0.3117	0.3690
Co 228.615	0.3223	0.0790	0.2222
Cr 267.716	0.5714	0.6488	0.3753
Cu 324.754	0.8803	0.5659	0.5525
Fe 271.441	49.8255	56.3922	59.6925
K 766.491	2184.48	2190.78	2186.69
Mg 279.078	2459.65	2454.72	2460.56
Mn 257.610	3.8889	3.7808	3.7966
Mo 202.032	-0.0771u	-0.1016u	-0.0447u
Na 330.237	11779.1	11924.2	11868.2
Ni 231.604	5.0355	6.5488	6.0584
Pb 220.353	0.8391	0.5935	-0.4290u
Sb 206.834	1.3964	4.6560	1.2362
Se 196.026	4.9677	-1.7706u	4.2783
Sn 189.925	0.0427	0.0177	3.8546
Sr 216.596	33.9496	33.5907	34.1329
Ti 334.941	0.2148	0.2312	0.1694
Tl 190.794	-1.4530u	1.1840	2.2371
V 292.401	0.0088	0.2427	0.5412
Zn 206.200	10.7652	9.2002	11.3064

Label	Sol'n Conc.	Units	SD	%RSD	Int. (c/s)
Ag 328.068	0.1524	ppb	0.1434	94.1	-13.4726
Al 308.215	164.092	ppb	0.7969	0.5	1631.42
As 188.980	0.2546	ppb	2.5925	1018.4	-6.5806
B 249.678	27.3670	ppb	0.4100	1.5	503.695
Ba 389.178	183.805	ppb	0.3693	0.2	4047.93
Be 313.042	0.1696	ppb	0.0021	1.3	23.6786
Ca 370.602	3099	ppb	7.886	0.3	8501
Cd 226.502	0.3306	ppb	0.0333	10.1	35.9192
Co 228.615	0.2078	ppb	0.1222	58.8	7.2252
Cr 267.716	0.5318	ppb	0.1410	26.5	61.5179
Cu 324.754	0.6662	ppb	0.1855	27.8	284.943
Fe 271.441	55.3034	ppb	5.0228	9.1	104.132
K 766.491	2187.32	ppb	3.1969	0.1	97205.3
Mg 279.078	2458.31	ppb	3.1404	0.1	6728.23
Mn 257.610	3.8221	ppb	0.0584	1.5	774.795
Mo 202.032	-0.0745	ppb	0.0286	38.4	5.8696

Label	Sol'n Conc.	Units	SD	%RSD	Int. (c/s)
Na 330.237	11857.2	ppb	73.1986	0.6	590.411
Ni 231.604	5.8809	ppb	0.7721	13.1	11.8887
Pb 220.353	0.3345	ppb	0.6726	201.1	7.7420
Sb 206.834	2.4295	ppb	1.9298	79.4	-2.5023
Se 196.026	2.4918	ppb	3.7074	148.8	3.0536
Sn 189.925	1.3050	ppb	2.2081	169.2	-4.5524
Sr 216.596	33.8911	ppb	0.2758	0.8	429.559
Ti 334.941	0.2051	ppb	0.0320	15.6	16.0735
Tl 190.794	0.6561	ppb	1.9009	289.7	-8.0278
V 292.401	0.2642	ppb	0.2669	101.0	-11.7373
Zn 206.200	10.4239	ppb	1.0938	10.5	12.3704

X (Samp) **10/23/2014, 6:14:03 AM** **Rack 4, Tube 54**

Weight: 1 **Volume: 1** **Dilution: 1**

Label	Replicates Concentration		
Ag 328.068	11.1473	10.7704	10.9963
Al 308.215	199.059	198.354	199.133
As 188.980	21.1973	20.4519	23.6379
B 249.678	100.939	101.036	101.772
Ba 389.178	10.0205	10.1484	10.6152
Be 313.042	4.2375	4.2303	4.2393
Ca 370.602	531.5	530.4	528.3
Cd 226.502	5.2755	5.1816	5.3191
Co 228.615	10.6265	10.5071	10.9643
Cr 267.716	10.6806	10.6164	10.6831
Cu 324.754	21.8002	21.1266	21.4463
Fe 271.441	51.1734	52.0347	54.3497
K 766.491	1064.36	1059.17	1069.28
Mg 279.078	508.791	505.894	507.861
Mn 257.610	11.0896	11.0341	11.0739
Mo 202.032	10.3665	10.2726	10.2498
Na 330.237	845.015	878.138	901.475
Ni 231.604	42.9387	42.2882	43.0024
Pb 220.353	11.4402	11.9971	12.4077
Sb 206.834	22.4377	22.4033	21.1287
Se 196.026	16.6171	24.3478	21.2347
Sn 189.925	54.2817	51.8525	51.9402
Sr 216.596	10.3871	10.6412	10.6558
Ti 334.941	10.6440	10.6057	10.6633
Tl 190.794	27.7714	29.5914	26.9132
V 292.401	10.6193	10.4788	10.8567
Zn 206.200	19.3591	21.7406	21.3728

Label	Sol'n Conc.	Units	SD	%RSD	Int. (c/s)
Ag 328.068	10.9713	ppb	0.1897	1.7	912.717
Al 308.215	198.849	ppb	0.4297	0.2	1872.15
As 188.980	21.7624	ppb	1.6665	7.7	7.8118
B 249.678	101.249	ppb	0.4555	0.4	1738.01
Ba 389.178	10.2613	ppb	0.3130	3.1	160.184
Be 313.042	4.2357	ppb	0.0047	0.1	7464.05
Ca 370.602	530.1	ppb	1.624	0.3	1473
Cd 226.502	5.2587	ppb	0.0703	1.3	250.373
Co 228.615	10.6993	ppb	0.2371	2.2	127.854

Label	Sol'n Conc.	Units	SD	%RSD	Int. (c/s)
Cr 267.716	10.6600	ppb	0.0378	0.4	620.808
Cu 324.754	21.4577	ppb	0.3369	1.6	1819.35
Fe 271.441	52.5193	ppb	1.6427	3.1	101.107
K 766.491	1064.27	ppb	5.0523	0.5	47427.0
Mg 279.078	507.515	ppb	1.4793	0.3	1407.49
Mn 257.610	11.0659	ppb	0.0286	0.3	2113.34
Mo 202.032	10.2963	ppb	0.0619	0.6	76.7841
Na 330.237	874.876	ppb	28.3711	3.2	64.9502
Ni 231.604	42.7431	ppb	0.3952	0.9	126.335
Pb 220.353	11.9483	ppb	0.4856	4.1	26.1412
Sb 206.834	21.9899	ppb	0.7460	3.4	26.0485
Se 196.026	20.7332	ppb	3.8896	18.8	11.1617
Sn 189.925	52.6914	ppb	1.3779	2.6	34.3250
Sr 216.596	10.5614	ppb	0.1511	1.4	135.988
Ti 334.941	10.6377	ppb	0.0293	0.3	3132.82
Tl 190.794	28.0920	ppb	1.3676	4.9	21.9109
V 292.401	10.6516	ppb	0.1910	1.8	252.321
Zn 206.200	20.8241	ppb	1.2820	6.2	23.7037

CRI (Samp) **10/23/2014, 6:18:22 AM** **Rack 4, Tube 55**

Weight: 1 **Volume: 1** **Dilution: 1**

Label	Replicates Concentration		
Ag 328.068	11.2501	11.2505	10.8456
Al 308.215	203.155	202.413	202.639
As 188.980	23.1756	23.6947	21.4804
B 249.678	101.657	101.853	101.612
Ba 389.178	11.2523	10.9221	11.2691
Be 313.042	4.2947	4.2719	4.2885
Ca 370.602	540.8	543.0	543.2
Cd 226.502	5.3325	5.2838	5.2216
Co 228.615	10.8379	11.1749	10.3993
Cr 267.716	10.8284	10.7663	10.6973
Cu 324.754	21.7337	21.5874	21.6428
Fe 271.441	51.2230	60.3964	54.6271
K 766.491	1082.97	1076.09	1078.32
Mg 279.078	512.562	510.615	509.326
Mn 257.610	12.1873	12.1815	12.2161
Mo 202.032	10.4028	9.8374	10.4643
Na 330.237	959.473	964.416	1030.72
Ni 231.604	44.2091	42.6089	42.9244
Pb 220.353	9.6377	13.1777	10.0538
Sb 206.834	22.5962	22.4537	24.0467
Se 196.026	28.4170	24.8927	20.5179
Sn 189.925	58.7516	53.5577	54.1322
Sr 216.596	10.7833	10.5781	10.6534
Ti 334.941	10.7603	10.7016	10.7806
Tl 190.794	26.9839	30.3762	27.2595
V 292.401	10.4506	10.7959	10.7618
Zn 206.200	20.9328	21.9272	22.3626

Label	Sol'n Conc.	Units	SD	%RSD	Int. (c/s)
Ag 328.068	11.1154	ppb	0.2336	2.1	925.040
Al 308.215	202.736	ppb	0.3805	0.2	1898.89

Label	Sol'n Conc.	Units	SD	%RSD	Int. (c/s)
As 188.980	22.7836	ppb	1.1580	5.1	8.4953
B 249.678	101.707	ppb	0.1279	0.1	1745.65
Ba 389.178	11.1478	ppb	0.1956	1.8	180.039
Be 313.042	4.2850	ppb	0.0118	0.3	7554.30
Ca 370.602	542.4	ppb	1.356	0.2	1506
Cd 226.502	5.2793	ppb	0.0556	1.1	251.291
Co 228.615	10.8041	ppb	0.3889	3.6	129.062
Cr 267.716	10.7640	ppb	0.0655	0.6	626.563
Cu 324.754	21.6546	ppb	0.0739	0.3	1833.88
Fe 271.441	55.4155	ppb	4.6373	8.4	105.734
K 766.491	1079.12	ppb	3.5095	0.3	48085.4
Mg 279.078	510.834	ppb	1.6291	0.3	1416.51
Mn 257.610	12.1950	ppb	0.0185	0.2	2324.03
Mo 202.032	10.2348	ppb	0.3455	3.4	76.3633
Na 330.237	984.869	ppb	39.7842	4.0	70.1798
Ni 231.604	43.2475	ppb	0.8476	2.0	127.901
Pb 220.353	10.9564	ppb	1.9349	17.7	24.5692
Sb 206.834	23.0322	ppb	0.8815	3.8	27.5768
Se 196.026	24.6092	ppb	3.9572	16.1	12.8845
Sn 189.925	55.4805	ppb	2.8474	5.1	36.4353
Sr 216.596	10.6716	ppb	0.1038	1.0	137.364
Ti 334.941	10.7475	ppb	0.0410	0.4	3165.67
Tl 190.794	28.2065	ppb	1.8840	6.7	22.0363
V 292.401	10.6694	ppb	0.1903	1.8	252.789
Zn 206.200	21.7409	ppb	0.7329	3.4	24.7048

Cont Calib Verif (CCV) **10/23/2014, 6:22:39 AM** **Rack 1, Tube 1**

Weight: 1 **Volume: 1** **Dilution: 1**

Label	Replicates Concentration		
Ag 328.068	480.560	481.444	483.335
Al 308.215	4638.50	4634.63	4635.91
As 188.980	452.100	451.389	456.689
B 249.678	458.469	460.733	461.784
Ba 389.178	4914.49	4907.05	4903.25
Be 313.042	482.245	480.819	482.002
Ca 370.602	4854	4831	4821
Cd 226.502	479.260	479.559	479.509
Co 228.615	483.778	484.561	482.555
Cr 267.716	4864.21	4865.34	4848.17
Cu 324.754	4799.54	4837.53	4842.40
Fe 271.441	4727.36	4749.03	4736.66
K 766.491	9619.41	9622.04	9608.30
Mg 279.078	4635.10	4638.10	4631.30
Mn 257.610	4898.66	4899.43	4883.60
Mo 202.032	481.878	480.282	483.691
Na 330.237	6977.07	7181.48	7081.50
Ni 231.604	2416.27	2416.49	2410.52
Pb 220.353	479.880	478.446	478.060
Sb 206.834	913.056	911.695	915.750
Se 196.026	4621.57	4636.78	4633.19
Sn 189.925	4794.21	4761.59	4769.22
Sr 216.596	2402.77	2402.57	2396.49
Ti 334.941	483.376	483.834	482.852

Label	Replicates Concentration		
Tl 190.794	4871.25	4856.84	4836.39
V 292.401	4826.65	4822.27	4815.03
Zn 206.200	2383.01	2393.04	2379.23

Label	Sol'n Conc.	Units	SD	%RSD	Int. (c/s)	QC Value
Ag 328.068	481.779	ppb	1.4178	0.3	41133.1	96.35589
Al 308.215	4636.35	ppb	1.9706	0.0	32923.8	92.72691
As 188.980	453.393	ppb	2.8767	0.6	296.579	90.67852
B 249.678	460.329	ppb	1.6942	0.4	7738.01	92.06573
Ba 389.178	4908.26	ppb	5.7193	0.1	109832	98.16528
Be 313.042	481.689	ppb	0.7629	0.2	881367	96.33772
Ca 370.602	4835	ppb	16.80	0.3	13561	96.70640
Cd 226.502	479.443	ppb	0.1603	0.0	20900.3	95.88852
Co 228.615	483.632	ppb	1.0107	0.2	5574.27	96.72631
Cr 267.716	4859.24	ppb	9.6058	0.2	268496	97.18475
Cu 324.754	4826.49	ppb	23.4675	0.5	356319	96.52982
Fe 271.441	4737.68	ppb	10.8723	0.2	7661.09	94.75369
K 766.491	9616.58	ppb	7.2923	0.1	426501	96.16583
Mg 279.078	4634.83	ppb	3.4096	0.1	12561.6	92.69668
Mn 257.610	4893.90	ppb	8.9273	0.2	913070	97.87791
Mo 202.032	481.950	ppb	1.7052	0.4	3296.95	96.39005
Na 330.237	7080.02	ppb	102.212	1.4	301.492	94.40025
Ni 231.604	2414.43	ppb	3.3879	0.1	7490.64	96.57711
Pb 220.353	478.795	ppb	0.9588	0.2	770.510	95.75902
Sb 206.834	913.500	ppb	2.0636	0.2	1379.78	91.35001
Se 196.026	4630.51	ppb	7.9513	0.2	2060.90	92.61024
Sn 189.925	4775.01	ppb	17.0648	0.4	3607.42	95.50011
Sr 216.596	2400.61	ppb	3.5713	0.1	29920.2	96.02432
Ti 334.941	483.354	ppb	0.4913	0.1	144484	96.67084
Tl 190.794	4854.83	ppb	17.5147	0.4	5295.30	97.09653
V 292.401	4821.31	ppb	5.8688	0.1	123123	96.42630
Zn 206.200	2385.10	ppb	7.1369	0.3	2591.85	95.40387

Cont Calib Blank (CCB) **10/23/2014, 6:26:54 AM** **Rack 1, Tube 2**
Weight: 1 **Volume: 1** **Dilution: 1**

Label	Replicates Concentration		
Ag 328.068	-0.0927u	0.2910	0.0754
Al 308.215	-4.7075u	-5.3055u	-4.7526u
As 188.980	3.9862	0.4905	1.3224
B 249.678	7.4293	6.5934	5.9449
Ba 389.178	0.9711	0.9447	0.8178
Be 313.042	0.0549	0.0540	0.0555
Ca 370.602	1.052	1.925	4.067
Cd 226.502	0.1529	0.0967	0.0421
Co 228.615	0.3462	0.4960	-0.0800u
Cr 267.716	0.5177	0.4793	0.5328
Cu 324.754	0.2312	0.1907	0.1881
Fe 271.441	0.0812	-1.4978u	0.2664
K 766.491	1.9488	1.7128	1.7884
Mg 279.078	1.8140	-0.0468u	-0.7590u
Mn 257.610	0.5854	0.4642	0.5672
Mo 202.032	0.8170	0.6934	0.9702
Na 330.237	-70.1805u	-5.1384u	147.986

Label	Replicates Concentration		
Ni 231.604	0.6698	1.3377	0.8979
Pb 220.353	-1.4619u	-0.0554u	1.6514
Sb 206.834	1.0781	0.5332	2.9161
Se 196.026	0.2372	0.8190	-1.6920u
Sn 189.925	4.2593	0.4621	2.2893
Sr 216.596	0.2721	-0.0212u	0.5490
Ti 334.941	0.1410	0.1354	0.1509
Tl 190.794	4.4295	5.5537	6.1901
V 292.401	0.6075	0.6474	0.9744
Zn 206.200	0.6183	0.8543	1.7448

Label	Sol'n Conc.	Units	SD	%RSD	Int. (c/s)	QC Value
Ag 328.068	0.0912	ppb	0.1924	210.9	-17.5100	0.09123
Al 308.215	-4.9219	ppb	0.3330	6.8	468.544	-4.92186
As 188.980	1.9330	ppb	1.8261	94.5	-5.4589	1.93301
B 249.678	6.6559	ppb	0.7442	11.2	157.884	6.65585
Ba 389.178	0.9112	ppb	0.0820	9.0	-49.9416	0.91117
Be 313.042	0.0548	ppb	0.0007	1.3	-185.855	0.05482
Ca 370.602	2.348	ppb	1.551	66.1	24.00	2.34759
Cd 226.502	0.0972	ppb	0.0554	57.0	25.5845	0.09722
Co 228.615	0.2541	ppb	0.2989	117.6	7.7264	0.25406
Cr 267.716	0.5099	ppb	0.0276	5.4	60.0143	0.50994
Cu 324.754	0.2033	ppb	0.0242	11.9	250.786	0.20330
Fe 271.441	-0.3834	ppb	0.9695	252.9	15.5868	-0.38338
K 766.491	1.8167	ppb	0.1205	6.6	334.664	1.81670
Mg 279.078	0.3360	ppb	1.3285	395.3	24.5057	0.33605
Mn 257.610	0.5389	ppb	0.0654	12.1	146.007	0.53892
Mo 202.032	0.8269	ppb	0.1386	16.8	12.0362	0.82689
Na 330.237	24.2224	ppb	112.008	462.4	24.7954	24.22243
Ni 231.604	0.9685	ppb	0.3395	35.1	-3.3721	0.96848
Pb 220.353	0.0447	ppb	1.5591	3486.8	7.2790	0.04471
Sb 206.834	1.5091	ppb	1.2485	82.7	-3.8651	1.50915
Se 196.026	-0.2119	ppb	1.3144	620.2	1.8508	-0.21192
Sn 189.925	2.3369	ppb	1.8991	81.3	-3.7756	2.33689
Sr 216.596	0.2666	ppb	0.2851	106.9	8.4553	0.26664
Ti 334.941	0.1424	ppb	0.0079	5.5	-6.1381	0.14240
Tl 190.794	5.3911	ppb	0.8915	16.5	-2.8591	5.39111
V 292.401	0.7431	ppb	0.2013	27.1	0.4366	0.74307
Zn 206.200	1.0725	ppb	0.5941	55.4	2.1549	1.07248

METALS BATCH WORKSHEET

Lab Name: TestAmerica Savannah Job No.: 680-106409-1

SDG No.: SALF05

Batch Number: 354765 Batch Start Date: 10/22/14 10:30 Batch Analyst: Peacock, Sean

Batch Method: 3010A Batch End Date: 10/22/14 14:56

Lab Sample ID	Client Sample ID	Method Chain	Basis	Initial pH	InitialAmount	FinalAmount	MS_Ag_LCS_SPK 00026	MS_LCS1_WK 00014	MS_LCS2_wk 00166
MB 680-354765/1		3010A, 6010C			50 mL	50 mL			
LCS 680-354765/2		3010A, 6010C			50 mL	50 mL	0.5 mL	0.5 mL	0.5 mL
680-106409-A-1	OBLM20057	3010A, 6010C	T	<2	50 mL	50 mL			
680-106409-A-2	OBLM20058	3010A, 6010C	T	<2	50 mL	50 mL			
680-106409-A-3	OBLM20059	3010A, 6010C	T	<2	50 mL	50 mL			
680-106409-A-4	OBLM20060	3010A, 6010C	T	<2	50 mL	50 mL			
680-106409-A-5	OBLM20061	3010A, 6010C	T	<2	50 mL	50 mL			
680-106409-A-5 MS	OBLM20061MS	3010A, 6010C	T	<2	50 mL	50 mL	0.5 mL	0.5 mL	0.5 mL
680-106409-A-5 MSD	OBLM20061MSD	3010A, 6010C	T	<2	50 mL	50 mL	0.5 mL	0.5 mL	0.5 mL
680-106409-A-6	OBLM20062	3010A, 6010C	T	<2	50 mL	50 mL			
680-106409-A-7	OBLM20063	3010A, 6010C	T	<2	50 mL	50 mL			

Batch Notes	
Batch Comment	ph loc= 224012
Lot # of hydrochloric acid	3787165
Lot # of Nitric Acid	3787094
Hot Block ID number	hb7
Oven, Bath or Block Temperature 1	95 Degrees C
Pipette ID	me8
ID number of the thermometer	meprep11
Digestion Tube/Cup Lot #	3702284
Uncorrected Temperature	95 Degrees C

Basis	Basis Description
T	Total/NA

The pound sign (#) in the amount added field denotes that the reagent was used undiluted. All calculations are performed using the stated concentration for this reagent.

ANALYSIS REQUEST AND CHAIN OF CUSTODY RECORD

TestAmerica Inc.
5102 LaRoche Avenue
Savannah, GA 31404
Ph: 912-354-7858
Fax:
Website:www.testamericainc.com

Serial or COC #: 17-10-14-1
Possible Hazards: Unknown
Sample Disposal: Lab Disposal

PROJECT & CLIENT INFORMATION

PROJECT REFERENCE/NAME: Open Burning (OB) Grounds Long Term Monitoring	PROJECT NO.: 748662-01400	Project State: NY
LAB PROJECT MANAGER: Linda Wolfe	P.O. NUMBER: 748662-01400	CONTRACT/Quote NO.: 748662-01400
CLIENT (SITE) PM: Scott Dillman (field contact); Todd Belanger (office contact); Cris Grill	CLIENT PHONE: (518) 817-9467 (SD); 617-449-1428 (TB); 671-449-1583 (CG)	CLIENT FAX: 617-946-9777
CLIENT NAME: Parsons	CLIENT EMAIL: Todd.Belanger@parsons.com; Cris.Grill@parsons.com	
CLIENT ADDRESS: 100 High Street, Boston, MA 02110		
Samplers Signature & Initials:		

PAGE 1 OF 1

Final Report Type (Circle at least one):
ASP2000 Category B
EDD 30 business days

TAT/ DATE DUE 21 business days
Per QAP/Quote

EXPEDITED REPORT (circle one)
FAX EMAIL POST Other
TAT/ DATE DUE

NUMBER OF COOLERS SUBMITTED PER SHIPMENT: 1

SAMPLED ON DATE	SAMPLED ON TIME	SAMPLE IDENTIFICATION	LABORATORY SAMPLE ID	SAMPLE TYPE	FIELD FILTERED	MATRIX	Method 6010C - Copper and Lead (NUMBER OF CONTAINERS SUBMITTED)	REMARKS
10/16/2014	1621	OBLM20057		G	N	GW	1	1. Run straight sample analysis (without dilution) for every sample. 2. RLs for copper and lead should be less than 25 ug/L and 20 ug/L for copper and lead, respectively.
10/16/2014	1255	OBLM20058		G	N	GW	1	
10/16/2014	1325	OBLM20059		G	N	GW	1	
10/15/2014	1523	OBLM20060		G	N	GW	1	
10/15/2014	1240	OBLM20061		G	N	GW	1	
10/15/2014	1240	OBLM20061MS		G	N	GW	1	
10/15/2014	1240	OBLM20061MSD		G	N	GW	1	
10/15/2014	1255	OBLM20062		G	N	GW	1	
10/16/2014	1007	OBLM20063		G	N	GW	1	

680-106409 Chain of Custody

Preservative
1 HNO_3
8 Ice

RELINQUISHED BY: (SIGNATURE)	DATE	TIME	RELINQUISHED BY: (SIGNATURE)	DATE	TIME	RELINQUISHED BY: (SIGNATURE)	DATE	TIME
Todd B Belanger	10/17/14	10:00						
RECEIVED BY: (SIGNATURE)	DATE	TIME	RECEIVED BY: (SIGNATURE)	DATE	TIME	RECEIVED BY: (SIGNATURE)	DATE	TIME

LABORATORY USE ONLY

RECEIVED FOR LABORATORY BY: (SIGNATURE)	DATE	TIME	CUSTODY INTACT YES / NO	CUSTODY SEAL NO.	LABORATORY REMARKS:
A Wolf	10/18/14	9:50	YES		680-106409 3.6°

Page 338 of 338

10/30/2014

Original - Return to Laboratory with Sample(s)

APPENDIX D

DATA VALIDATION

PROJECT NAME/NO. OB Grounds LTM Round 9
SDG: 680-106409-1 (SALF05)
FRACTION: Metals (copper and lead)
LAB: Test America - Savannah
MEDIA: Groundwater

CRITERIA	Did Analyses Meet all criteria as specified in the SOPS?	If no, specify analysis IDs which do not meet criteria	Comments/Qualifying Actions	Qualifiers Added?
Data Completeness, Holding Times & Preservation	Yes		The cooler temperature was 3.6°C upon receipt by the laboratory. All samples were received in good condition based on the laboratory login report. Sample pH was below 2. Holding time met criteria.	No
Calibration	Yes		Calibrations available, taken every ten samples, and within recovery limits (90-110%) for metals. Initial calibration R2 >0.99.	No
Blanks (method blank, prep blank)	Yes		ICB, CCBs, and preparation blank did not contain lead or copper. No rinsate blank was collected for this SDG.	No
Interference Check Sample	Yes		Met requirements (80-120%) for Copper and Lead.	No
CRQL Standard	Yes		CRQL Check Standards performed and within QC limit of 70-130%R.	No
Laboratory Control Sample	Yes		LCS results within limits (i.e., 80-120%) for copper and lead.	No
Duplicates	Yes		Laboratory duplicate analysis was not conducted for this SDG. A field duplicate pair (OBLM20061 and OBLM20062) was collected for this SDG. Copper and lead were not detected.	No
Spike Sample Analysis	YES		Spike analysis was conducted for OBLM20061 and the spike results were within 75%-125% limits.	No
ICP Serial Dilution	YES		ICP serial dilution was conducted for OBLM20061. QC results were within criteria.	No
Detection Limits	YES		IDL's available used as reporting limits. IDLs of copper and lead are less than CRDLs. No action was taken.	No
ICP Linear Range	YES		All results within the ICP linear range.	No

APPENDIX E

REEDER CREEK INSPECTION PHOTOS (OCTOBER 2014)

Appendix E
Reeder Creek Inspection
OB Grounds LTM 2014 Annual Report
Seneca Army Depot Activity

Photo #01 – Looking northwest (downstream) beyond the bounds of the Reeder Creek inspection. Creek embankments are vegetated and organics (leaves) are visible floating on the water's surface.

Appendix E
Reeder Creek Inspection
OB Grounds LTM 2014 Annual Report
Seneca Army Depot Activity

Photo #02 – Looking southeast (upstream). Vegetated embankments (east and west) on each side of Reeder Creek. Water levels are lower than previous inspections, fractured shale pieces exposed in foreground of photo.

Appendix E
Reeder Creek Inspection
OB Grounds LTM 2014 Annual Report
Seneca Army Depot Activity

Photo #03 – Looking down at the creek bottom below the water surface of Reeder Creek. Water level at approximately 3” deep at this section of the creek. Creek bottom consists of decomposing organics and brown slime similar to that observed during past inspections.

Appendix E
Reeder Creek Inspection
OB Grounds LTM 2014 Annual Report
Seneca Army Depot Activity

Photo #04 – Looking southeast (upstream) at Reeder Creek. Fallen leaves and other organics are grouping together, decomposing and settling to the creek bottom at this slow moving section of the creek.

Appendix E
Reeder Creek Inspection
OB Grounds LTM 2014 Annual Report
Seneca Army Depot Activity

Photo #05 – Looking west at the embankment on the OB Grounds side of Reeder Creek. The embankment is steeply sloped with vegetation and apparent deer tracks leading down to the water's edge.

Appendix E
Reeder Creek Inspection
OB Grounds LTM 2014 Annual Report
Seneca Army Depot Activity

Photo #06 – Looking down at the creek bottom whose surface is composed of brown, slimy organic material as observed during previous Reeder Creek inspections.

Appendix E
Reeder Creek Inspection
OB Grounds LTM 2014 Annual Report
Seneca Army Depot Activity

Photo #07 – Looking northwest (downstream) at Reeder Creek. Both embankments (east and west) are well vegetated. Bottom of creek surface covered in fractured shale pieces on top of bedrock.

Appendix E
Reeder Creek Inspection
OB Grounds LTM 2014 Annual Report
Seneca Army Depot Activity

Photo #08 - Looking southeast (upstream) at beaver dams observed during the 2013 inspection. A dam still exists on each side of the high ground in the middle of the creek and water continues to trickle through both.

Appendix E
Reeder Creek Inspection
OB Grounds LTM 2014 Annual Report
Seneca Army Depot Activity

Photo #09 – Looking southeast (upstream) at the east beaver dam. Water slowly travels through the dam exposing the fractured shale pieces in the foreground of the photo.

Appendix E
Reeder Creek Inspection
OB Grounds LTM 2014 Annual Report
Seneca Army Depot Activity

Photo #10 – Looking southeast (upstream) at the west beaver dam. Backed up water upstream of the beaver dam is visible in photo #11.

Appendix E
Reeder Creek Inspection
OB Grounds LTM 2014 Annual Report
Seneca Army Depot Activity

Photo #11 – Photo taken standing between beaver dams, looking southeast (upstream). Water is backed up behind the beaver dams and organics are pooling up in the slow moving water.

Photo #12 – Looking northwest (downstream) at the backed up water upstream of the beaver dams. Water levels in this area were at approximately 17 inches.

Appendix E
Reeder Creek Inspection
OB Grounds LTM 2014 Annual Report
Seneca Army Depot Activity

Photo #13 – Looking southeast (upstream) at Reeder Creek. Exposed fractured shale observed on the west side of the creek in the background of the photo. Each creek embankment is covered in dense vegetation.

Appendix E
Reeder Creek Inspection
OB Grounds LTM 2014 Annual Report
Seneca Army Depot Activity

Photo #14 – Looking southeast (upstream) at Reeder Creek. Each creek embankment is covered in dense vegetation.

Appendix E
Reeder Creek Inspection
OB Grounds LTM 2014 Annual Report
Seneca Army Depot Activity

Photo #15 – Looking at the west creek embankment (OB grounds side) of Reeder Creek. Local erosion is present; however, no evidence present of overland flow occurring or excessive deposition of sediment into the creek.

Appendix E
Reeder Creek Inspection
OB Grounds LTM 2014 Annual Report
Seneca Army Depot Activity

Photo #16 – Looking at the eastern creek embankment (opposite of OB grounds). Fractured shale visible on creek bottom.

Appendix E
Reeder Creek Inspection
OB Grounds LTM 2014 Annual Report
Seneca Army Depot Activity

Photo #17 – Looking northwest (downstream) in Reeder Creek. Each side of the creek is well vegetated. Fractured shale and brown slime observed along the creek bottom.

Appendix E
Reeder Creek Inspection
OB Grounds LTM 2014 Annual Report
Seneca Army Depot Activity

Photo #18 – Looking southeast (upstream) in Reeder Creek. Each side of the creek is well vegetated. Fractured shale and brown slime observed along the creek bottom. Decaying organics observed below water's surface and in the background of the photo.

Photo #19 – Looking down at the decaying organics grouping together within Reeder Creek.

Photo #20 – Looking west at creek embankment on OB grounds side of Reeder Creek. Embankment is well vegetated with apparent deer tracks leading down to the water's edge.

Appendix E
Reeder Creek Inspection
OB Grounds LTM 2014 Annual Report
Seneca Army Depot Activity

Photo #21 - Looking southeast (upstream) at Reeder Creek. Each embankment is steep and well vegetated. Creek bottom covered in fractured shale pieces coated in brown slime.

Appendix E
Reeder Creek Inspection
OB Grounds LTM 2014 Annual Report
Seneca Army Depot Activity

Photo #22 – Looking southwest at the creek embankment on the same side as the OB grounds. Creek embankment is very well vegetated and no evidence of overland soil transport exists.

Appendix E
Reeder Creek Inspection
OB Grounds LTM 2014 Annual Report
Seneca Army Depot Activity

Photo #23 – Looking southeast (upstream) at Reeder Creek. Fallen tree is traversing Reeder Creek. Creek bottom made up of fractured shale and decaying organics.

Appendix E
Reeder Creek Inspection
OB Grounds LTM 2014 Annual Report
Seneca Army Depot Activity

Photo #24 – Looking northwest (downstream) at Reeder Creek. Each creek embankment is densely vegetated.

Appendix E
Reeder Creek Inspection
OB Grounds LTM 2014 Annual Report
Seneca Army Depot Activity

Photo #25 – Looking east at the creek embankment on the opposite side of the OB grounds. Steep slope with animal trails leading down to the water's edge.

Appendix E
Reeder Creek Inspection
OB Grounds LTM 2014 Annual Report
Seneca Army Depot Activity

Photo #26 – Looking west at the creek embankment on OB grounds side of Reeder Creek. Vegetation and organics visible along the creek bottom.

Appendix E
Reeder Creek Inspection
OB Grounds LTM 2014 Annual Report
Seneca Army Depot Activity

Photo #27 – Looking down at organics along the creek bottom of Reeder Creek.

Appendix E
Reeder Creek Inspection
OB Grounds LTM 2014 Annual Report
Seneca Army Depot Activity

Photo #28 – Looking southeast (upstream) at Reeder Creek. Exposed fractured shale pieces visible in center and background of photo. Each embankment is densely vegetated.

Appendix E
Reeder Creek Inspection
OB Grounds LTM 2014 Annual Report
Seneca Army Depot Activity

Photo #29 – Looking northwest (downstream) at Reeder Creek. Each embankment is densely vegetated.

Appendix E
Reeder Creek Inspection
OB Grounds LTM 2014 Annual Report
Seneca Army Depot Activity

Photo #30 – Looking southeast (upstream) at Reeder Creek. Exposed fractured shale pieces along creek bed.

Appendix E
Reeder Creek Inspection
OB Grounds LTM 2014 Annual Report
Seneca Army Depot Activity

Photo #31 – Looking southeast (upstream) at Reeder Creek. Large amount of decaying organics observed in this portion of the creek.

Photo #32 – Looking northwest (downstream) at Reeder Creek. Creek bottom covered in fractured shale, brown slime, and decaying organics.

Appendix E
Reeder Creek Inspection
OB Grounds LTM 2014 Annual Report
Seneca Army Depot Activity

Photo #33 – Looking southeast (upstream) at Reeder Creek. Large amount of decaying organics observed in this section of the creek. Each creek embankment is well vegetated.

Appendix E
Reeder Creek Inspection
OB Grounds LTM 2014 Annual Report
Seneca Army Depot Activity

Photo #34 – Looking southwest at the creek embankment on the OB grounds side of Reeder Creek. No evidence of overland flow is present. Fractured shale and organics evident at the bottom of the creek.

Appendix E
Reeder Creek Inspection
OB Grounds LTM 2014 Annual Report
Seneca Army Depot Activity

Photo #35 – Looking southeast (upstream) at Reeder Creek. Exposed fractured shale in the foreground and background of the photo. Decaying organics and brown slime also visible.

Appendix E
Reeder Creek Inspection
OB Grounds LTM 2014 Annual Report
Seneca Army Depot Activity

Photo #36 – Looking northwest (downstream) at Reeder Creek. Exposed fractured shale in the foreground and background of the photo. Decaying organics and brown slime also visible.

Photo #37 – Looking northwest (downstream) at the piled up organics & fractured shale along the creek bottom.

Appendix E
Reeder Creek Inspection
OB Grounds LTM 2014 Annual Report
Seneca Army Depot Activity

Photo #38 – Looking southeast (upstream) at Reeder Creek. Fractured shale pieces along creek bottom are visible.

Photo #39 – Looking down at decomposing organics along the creek bottom of Reeder Creek.

Appendix E
Reeder Creek Inspection
OB Grounds LTM 2014 Annual Report
Seneca Army Depot Activity

Photo #40 - Looking southeast (upstream) at Reeder Creek under a canopy of trees. Leaf litter covering Reeder Creek and the ground surface adjacent to the creek.

Appendix E
Reeder Creek Inspection
OB Grounds LTM 2014 Annual Report
Seneca Army Depot Activity

Photo #41 – Looking northwest (downstream) at Reeder Creek. The creek bottom is covered in pieces of fractured shale. The background of the photo shows the fallen leaves in the creek under the tree canopy.

Photo #42 – Looking southeast (upstream) at shallow, fast moving water in Reeder Creek. Decaying organics and brown slime evident in creek.

Appendix E
Reeder Creek Inspection
OB Grounds LTM 2014 Annual Report
Seneca Army Depot Activity

Photo #43 – Looking south (upstream) at Reeder Creek. Pieces of fractured shale evident along the creek bottom.

Appendix E
Reeder Creek Inspection
OB Grounds LTM 2014 Annual Report
Seneca Army Depot Activity

Photo #44 – Looking northwest (downstream) at Reeder Creek. Both creek embankments are steep, but densely vegetated.

Photo #45 – Looking southwest at the culvert on the OB grounds side of creek. No evidence of washout leading from culvert down into the creek.

Appendix E
Reeder Creek Inspection
OB Grounds LTM 2014 Annual Report
Seneca Army Depot Activity

Photo #46 – Looking southeast (upstream) at Reeder Creek. Both embankments are steep and densely vegetated. Creek bottom covered in pieces of fractured shale and brown slime.

Appendix E
Reeder Creek Inspection
OB Grounds LTM 2014 Annual Report
Seneca Army Depot Activity

Photo #47 – Looking northwest (downstream) at Reeder Creek. Each embankment is well vegetated. Decaying organics visible on the water's surface.

Appendix E
Reeder Creek Inspection
OB Grounds LTM 2014 Annual Report
Seneca Army Depot Activity

Photo #48 – Looking southeast (upstream) at Reeder Creek. Each embankment is well vegetated. Decaying organics visible on the water's surface. Creek bottom covered in pieces of fractured shale and decaying organics.

Appendix E
Reeder Creek Inspection
OB Grounds LTM 2014 Annual Report
Seneca Army Depot Activity

Photo #49 – Looking southwest at the creek embankment on OB grounds side of Reeder Creek. A game trail is visible leading down to the creek bottom. No evidence for overland flow transporting sediment from OB grounds into Reeder Creek was observed.

Appendix E
Reeder Creek Inspection
OB Grounds LTM 2014 Annual Report
Seneca Army Depot Activity

Photo #50 – Looking southeast (upstream) at Reeder Creek. Exposed pieces of fractured shale pieces and decaying organics in the center of the photo.

Photo #51 – Looking northwest (downstream) at Reeder Creek. Each creek embankment is well vegetated. Decaying organics visible throughout this portion of the creek.

Photo #52 – Looking southeast (upstream). Each side of the creek is well vegetated.

Appendix E
Reeder Creek Inspection
OB Grounds LTM 2014 Annual Report
Seneca Army Depot Activity

Photo #53 – Looking south (upstream) towards the end of the Reeder Creek inspection limits. Each of the creek embankments are well vegetated. Decaying organics observed in the center of the photo.

APPENDIX F

STATISTICAL ANALYSIS OF LTM RESULTS

Appendix F
ProUCL 5.0 Data Analysis
Well MW23-4
Raw Data Report

	A	B	C	D	E	F	G	H	I	J	K	L	M
1				**General Statistics on Uncensored Data**									
2			Date/Time of Computation	2/5/2015 8:15:55 AM									
3			**User Selected Options**										
4			From File	MW23-4_ProUCL_2015-02_ready_data.xls									
5			Full Precision	OFF									
6													
7	**From File: MW23-4_ProUCL_2015-02_ready_data.xls**												
8													
9	**General Statistics for Censored Datasets (with NDs) using Kaplan Meier Method**												
10													
11	**Variable**		**NumObs**	**# Missing**	**Num Ds**	**NumNDs**	**% NDs**	**Min ND**	**Max ND**	**KM Mean**	**KM Var**	**KM SD**	**KM CV**
12	Lead		9	0	2	7	77.78%	1.07	5	2.276	1.811	1.346	0.591
13													
14	**General Statistics for Raw Dataset using Detected Data Only**												
15													
16	**Variable**		**NumObs**	**# Missing**	**Minimum**	**Maximum**	**Mean**	**Median**	**Var**	**SD**	**MAD/0.675**	**Skewness**	**CV**
17	Lead		2	0	2.7	5.4	4.05	4.05	3.645	1.909	2.001	N/A	0.471
18													
19	**Percentiles using all Detects (Ds) and Non-Detects (NDs)**												
20													
21	**Variable**		**NumObs**	**# Missing**	**10%ile**	**20%ile**	**25%ile(Q1)**	**50%ile(Q2)**	**75%ile(Q3)**	**80%ile**	**90%ile**	**95%ile**	**99%ile**
22	Lead		9	0	2.374	3.48	4	4	5	5	5.08	5.24	5.368

Q-Q Plot for Lead
Reported values used for nondetects

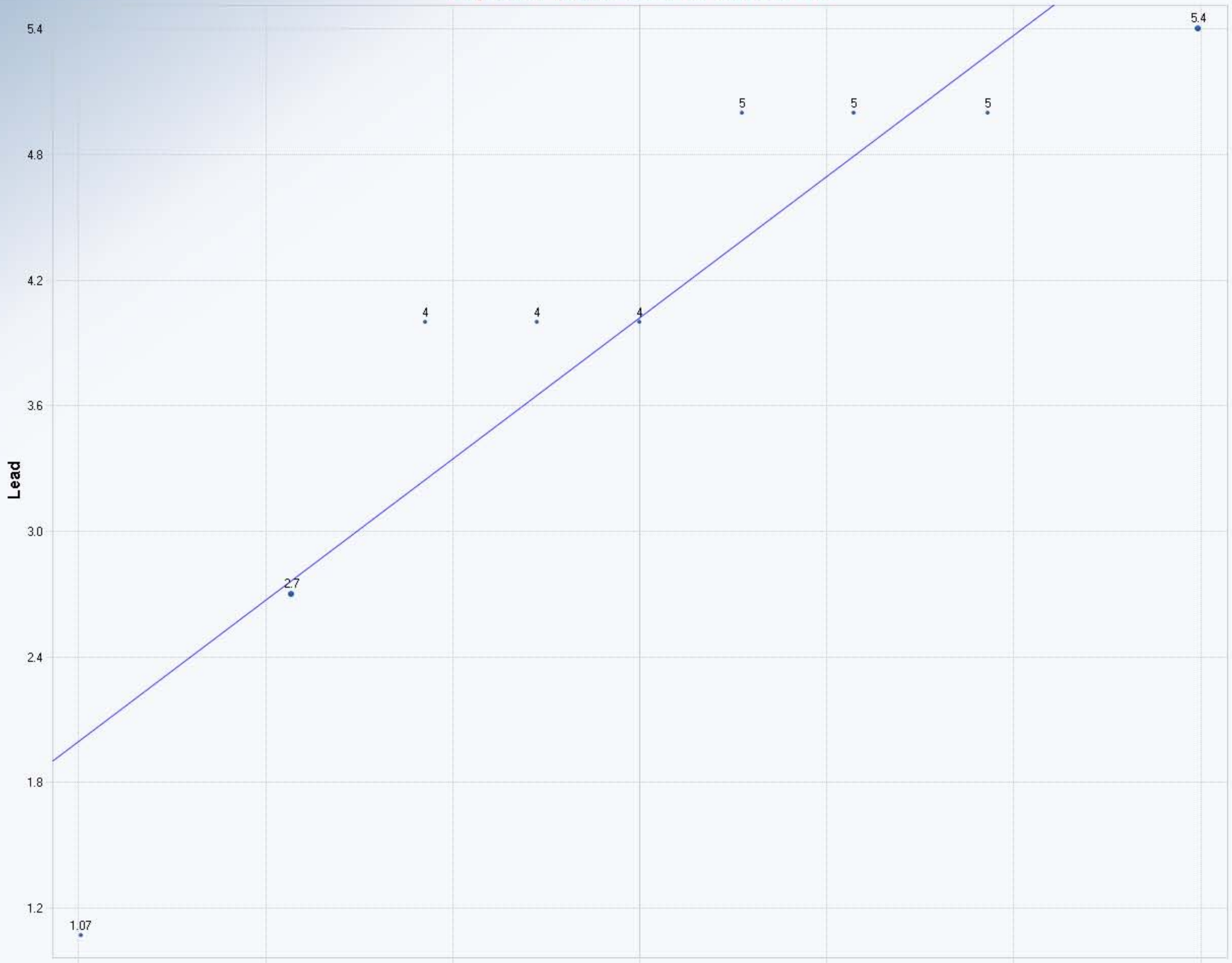

Lead

Total Number of Data = 9
Number of Non-Detects = 7
Number of Detects = 2
Detected Mean = 4.05
Detected Sd = 1.909
Slope (displayed data) = 1.35
Intercept (displayed data)= 4.019
Correlation, R = 0.916

Best Fit Line

Appendix F
ProUCL 5.0 Data Analysis
Well MW23-4
Data Distribution Report

1	**UCL Statistics for Data Sets with Non-Detects**											
2												
3			User Selected Options									
4			Date/Time of Computation	2/5/2015 8:18:02 AM								
5			From File	MW23-4_ProUCL_2015-02_ready_data.xls								
6			Full Precision	OFF								
7			Confidence Coefficient	95%								
8			Number of Bootstrap Operations	2000								
9												
10	**Lead**											
11												
12	**General Statistics**											
13				Total Number of Observations	9			Number of Distinct Observations	5			
14				Number of Detects	2			Number of Non-Detects	7			
15				Number of Distinct Detects	2			Number of Distinct Non-Detects	3			
16				Minimum Detect	2.7			Minimum Non-Detect	1.07			
17				Maximum Detect	5.4			Maximum Non-Detect	5			
18				Variance Detects	3.645			Percent Non-Detects	77.78%			
19				Mean Detects	4.05			SD Detects	1.909			
20				Median Detects	4.05			CV Detects	0.471			
21				Skewness Detects	N/A			Kurtosis Detects	N/A			
22				Mean of Logged Detects	1.34			SD of Logged Detects	0.49			
23												
24	**Warning: Data set has only 2 Detected Values.**											
25	**This is not enough to compute meaningful or reliable statistics and estimates.**											
26												
27												
28	**Note: Sample size is small (e.g., <10), if data are collected using ISM approach, you should use**											
29	**guidance provided in ITRC Tech Reg Guide on ISM (ITRC, 2012) to compute statistics of interest.**											
30	**For example, you may want to use Chebyshev UCL to estimate EPC (ITRC, 2012).**											
31	**Chebyshev UCL can be computed using the Nonparametric and All UCL Options of ProUCL 5.0**											
32												
33	**Normal GOF Test on Detects Only**											
34	**Not Enough Data to Perform GOF Test**											
35												
36	**Kaplan-Meier (KM) Statistics using Normal Critical Values and other Nonparametric UCLs**											
37				Mean	2.276			Standard Error of Mean	0.892			
38				SD	1.346			95% KM (BCA) UCL	N/A			
39				95% KM (t) UCL	3.935			95% KM (Percentile Bootstrap) UCL	N/A			
40				95% KM (z) UCL	3.743			95% KM Bootstrap t UCL	N/A			
41				90% KM Chebyshev UCL	4.952			95% KM Chebyshev UCL	6.164			
42				97.5% KM Chebyshev UCL	7.847			99% KM Chebyshev UCL	11.15			
43												
44	**Gamma GOF Tests on Detected Observations Only**											
45	**Not Enough Data to Perform GOF Test**											

Appendix F
ProUCL 5.0 Data Analysis
Well MW23-4
Data Distribution Report

	A	B	C	D	E	F	G	H	I	J	K	L
46												
47	**Gamma Statistics on Detected Data Only**											
48					k hat (MLE)	8.653			k star (bias corrected MLE)			N/A
49					Theta hat (MLE)	0.468			Theta star (bias corrected MLE)			N/A
50					nu hat (MLE)	34.61			nu star (bias corrected)			N/A
51					MLE Mean (bias corrected)	N/A			MLE Sd (bias corrected)			N/A
52												
53	**Gamma Kaplan-Meier (KM) Statistics**											
54					k hat (KM)	2.86			nu hat (KM)			51.48
55									Adjusted Level of Significance (β)			0.0231
56					Approximate Chi Square Value (51.48, α)	36			Adjusted Chi Square Value (51.48, β)			33.29
57					95% Gamma Approximate KM-UCL (use when n>=50)	3.254			95% Gamma Adjusted KM-UCL (use when n<50)			3.519
58												
59	**Lognormal GOF Test on Detected Observations Only**											
60	**Not Enough Data to Perform GOF Test**											
61												
62	**Lognormal ROS Statistics Using Imputed Non-Detects**											
63					Mean in Original Scale	2.368			Mean in Log Scale			0.757
64					SD in Original Scale	1.284			SD in Log Scale			0.466
65					95% t UCL (assumes normality of ROS data)	3.164			95% Percentile Bootstrap UCL			3.121
66					95% BCA Bootstrap UCL	3.294			95% Bootstrap t UCL			3.69
67					95% H-UCL (Log ROS)	3.412						
68												
69	**DL/2 Statistics**											
70	**DL/2 Normal**						**DL/2 Log-Transformed**					
71					Mean in Original Scale	2.459			Mean in Log Scale			0.765
72					SD in Original Scale	1.277			SD in Log Scale			0.604
73					95% t UCL (Assumes normality)	3.251			95% H-Stat UCL			4.348
74	**DL/2 is not a recommended method, provided for comparisons and historical reasons**											
75												
76	**Nonparametric Distribution Free UCL Statistics**											
77	**Data do not follow a Discernible Distribution at 5% Significance Level**											
78												
79	**Suggested UCL to Use**											
80					95% KM (t) UCL	3.935			95% KM (% Bootstrap) UCL			N/A
81	**Warning: One or more Recommended UCL(s) not available!**											
82												
83	Note: Suggestions regarding the selection of a 95% UCL are provided to help the user to select the most appropriate 95% UCL.											
84	Recommendations are based upon data size, data distribution, and skewness.											
85	These recommendations are based upon the results of the simulation studies summarized in Singh, Maichle, and Lee (2006).											
86	However, simulations results will not cover all Real World data sets; for additional insight the user may want to consult a statistician.											
87												

Appendix F
ProUCL 5.0 Data Analysis
Well MW23-5
Raw Data Report

	A	B	C	D	E	F	G	H	I	J	K	L	M
1				**General Statistics on Uncensored Data**									
2			Date/Time of Computation	2/5/2015 8:19:06 AM									
3			**User Selected Options**										
4			From File	MW23-5_ProUCL_2015-02_ready_data.xls									
5			Full Precision	OFF									
6													
7	**From File: MW23-5_ProUCL_2015-02_ready_data.xls**												
8													
9	**General Statistics for Censored Datasets (with NDs) using Kaplan Meier Method**												
10													
11	**Variable**		**NumObs**	**# Missing**	**Num Ds**	**NumNDs**	**% NDs**	**Min ND**	**Max ND**	**KM Mean**	**KM Var**	**KM SD**	**KM CV**
12	Lead		9	0	2	7	77.78%	4	5	1.75	0.423	0.65	0.371
13													
14	**General Statistics for Raw Dataset using Detected Data Only**												
15													
16	**Variable**		**NumObs**	**# Missing**	**Minimum**	**Maximum**	**Mean**	**Median**	**Var**	**SD**	**MAD/0.675**	**Skewness**	**CV**
17	Lead		2	0	1.1	2.4	1.75	1.75	0.845	0.919	0.964	N/A	0.525
18													
19	**Percentiles using all Detects (Ds) and Non-Detects (NDs)**												
20													
21	**Variable**		**NumObs**	**# Missing**	**10%ile**	**20%ile**	**25%ile(Q1)**	**50%ile(Q2)**	**75%ile(Q3)**	**80%ile**	**90%ile**	**95%ile**	**99%ile**
22	Lead		9	0	2.14	3.36	4	4	5	5	5	5	5

Q-Q Plot for Lead
Reported values used for nondetects

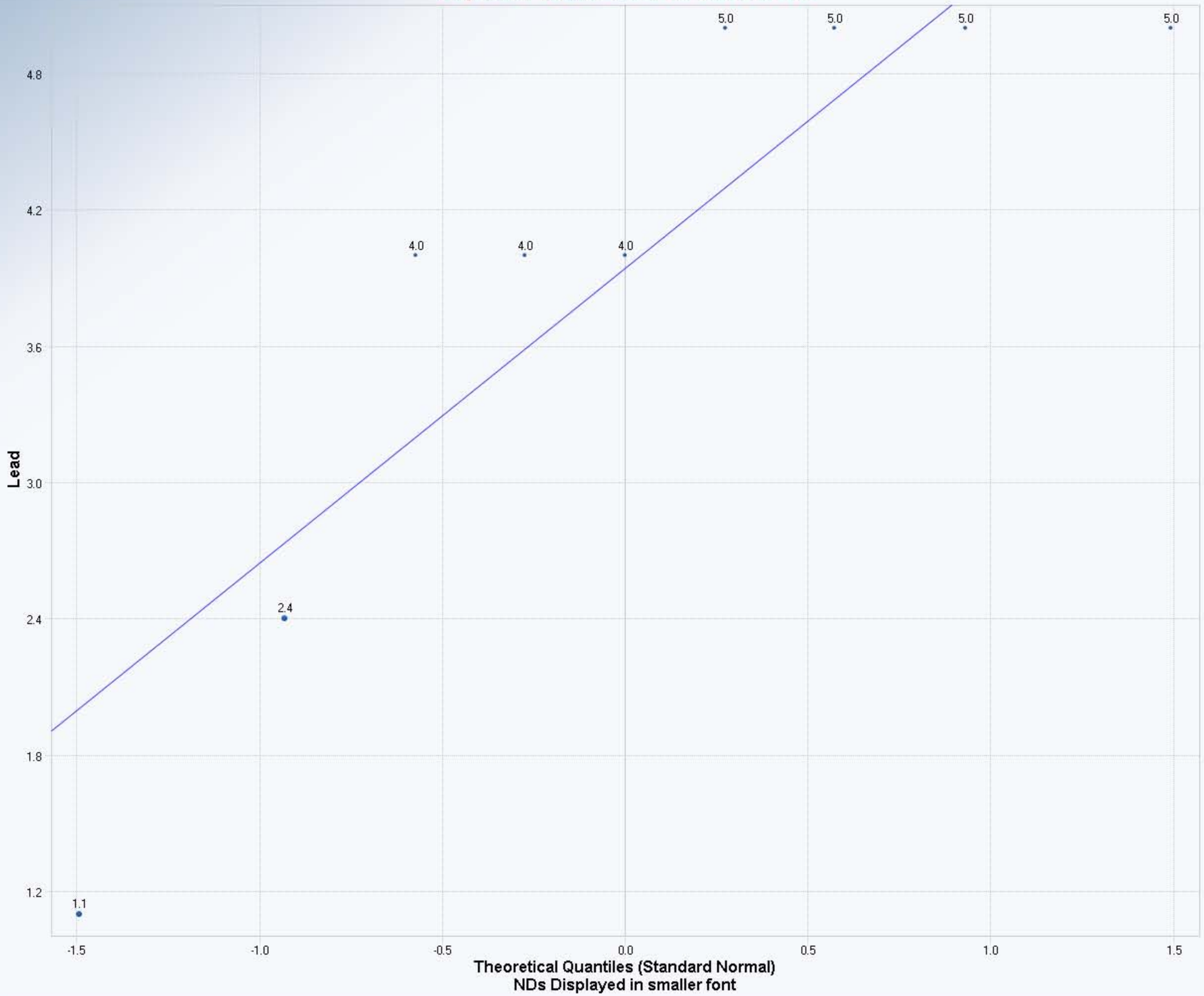

Lead

Total Number of Data = 9
Number of Non-Detects = 7
Number of Detects = 2
Detected Mean = 1.75
Detected Sd = 0.919
Slope (displayed data) = 1.298
Intercept (displayed data)= 3.944
Correlation, R = 0.889

Best Fit Line

Appendix F
ProUCL 5.0 Data Analysis
Well MW23-5
Data Distribution Report

1	**UCL Statistics for Data Sets with Non-Detects**											
2												
3			User Selected Options									
4			Date/Time of Computation	2/5/2015 8:20:24 AM								
5			From File	MW23-5_ProUCL_2015-02_ready_data.xls								
6			Full Precision	OFF								
7			Confidence Coefficient	95%								
8			Number of Bootstrap Operations	2000								
9												
10	**Lead**											
11												
12	**General Statistics**											
13			Total Number of Observations	9			Number of Distinct Observations	4				
14			Number of Detects	2			Number of Non-Detects	7				
15			Number of Distinct Detects	2			Number of Distinct Non-Detects	2				
16			Minimum Detect	1.1			Minimum Non-Detect	4				
17			Maximum Detect	2.4			Maximum Non-Detect	5				
18			Variance Detects	0.845			Percent Non-Detects	77.78%				
19			Mean Detects	1.75			SD Detects	0.919				
20			Median Detects	1.75			CV Detects	0.525				
21			Skewness Detects	N/A			Kurtosis Detects	N/A				
22			Mean of Logged Detects	0.485			SD of Logged Detects	0.552				
23												
24	**Warning: Data set has only 2 Detected Values.**											
25	**This is not enough to compute meaningful or reliable statistics and estimates.**											
26												
27												
28	**Note: Sample size is small (e.g., <10), if data are collected using ISM approach, you should use**											
29	**guidance provided in ITRC Tech Reg Guide on ISM (ITRC, 2012) to compute statistics of interest.**											
30	**For example, you may want to use Chebyshev UCL to estimate EPC (ITRC, 2012).**											
31	**Chebyshev UCL can be computed using the Nonparametric and All UCL Options of ProUCL 5.0**											
32												
33	**Normal GOF Test on Detects Only**											
34	**Not Enough Data to Perform GOF Test**											
35												
36	**Kaplan-Meier (KM) Statistics using Normal Critical Values and other Nonparametric UCLs**											
37			Mean	1.75			Standard Error of Mean	0.65				
38			SD	0.65			95% KM (BCA) UCL	N/A				
39			95% KM (t) UCL	2.959			95% KM (Percentile Bootstrap) UCL	N/A				
40			95% KM (z) UCL	2.819			95% KM Bootstrap t UCL	N/A				
41			90% KM Chebyshev UCL	3.7			95% KM Chebyshev UCL	4.583				
42			97.5% KM Chebyshev UCL	5.809			99% KM Chebyshev UCL	8.217				
43												
44	**Gamma GOF Tests on Detected Observations Only**											
45	**Not Enough Data to Perform GOF Test**											

Appendix F
ProUCL 5.0 Data Analysis
Well MW23-5
Data Distribution Report

46												
47	**Gamma Statistics on Detected Data Only**											
48					k hat (MLE)	6.899			k star (bias corrected MLE)			N/A
49					Theta hat (MLE)	0.254			Theta star (bias corrected MLE)			N/A
50					nu hat (MLE)	27.59			nu star (bias corrected)			N/A
51					MLE Mean (bias corrected)	N/A			MLE Sd (bias corrected)			N/A
52												
53	**Gamma Kaplan-Meier (KM) Statistics**											
54					k hat (KM)	7.249			nu hat (KM)			130.5
55									Adjusted Level of Significance (β)			0.0231
56					Approximate Chi Square Value (130.47, α)	105.1			Adjusted Chi Square Value (130.47, β)			100.3
57					95% Gamma Approximate KM-UCL (use when n>=50)	2.173			95% Gamma Adjusted KM-UCL (use when n<50)			2.277
58												
59	**Lognormal GOF Test on Detected Observations Only**											
60	**Not Enough Data to Perform GOF Test**											
61												
62	**Lognormal ROS Statistics Using Imputed Non-Detects**											
63					Mean in Original Scale	1.842			Mean in Log Scale			0.485
64					SD in Original Scale	0.959			SD in Log Scale			0.538
65					95% t UCL (assumes normality of ROS data)	2.436			95% Percentile Bootstrap UCL			2.343
66					95% BCA Bootstrap UCL	2.399			95% Bootstrap t UCL			2.578
67					95% H-UCL (Log ROS)	2.906						
68												
69	**DL/2 Statistics**											
70	**DL/2 Normal**						**DL/2 Log-Transformed**					
71					Mean in Original Scale	2.167			Mean in Log Scale			0.746
72					SD in Original Scale	0.464			SD in Log Scale			0.266
73					95% t UCL (Assumes normality)	2.454			95% H-Stat UCL			2.63
74	**DL/2 is not a recommended method, provided for comparisons and historical reasons**											
75												
76	**Nonparametric Distribution Free UCL Statistics**											
77	**Data do not follow a Discernible Distribution at 5% Significance Level**											
78												
79	**Suggested UCL to Use**											
80					95% KM (t) UCL	2.959			95% KM (% Bootstrap) UCL			N/A
81	**Warning: One or more Recommended UCL(s) not available!**											
82	**Warning: Recommended UCL exceeds the maximum observation**											
83												
84	Note: Suggestions regarding the selection of a 95% UCL are provided to help the user to select the most appropriate 95% UCL.											
85	Recommendations are based upon data size, data distribution, and skewness.											
86	These recommendations are based upon the results of the simulation studies summarized in Singh, Maichle, and Lee (2006).											
87	However, simulations results will not cover all Real World data sets; for additional insight the user may want to consult a statistician.											
88												

Appendix F
ProUCL 5.0 Data Analysis
Well MW23-6
Raw Data Report

	A	B	C	D	E	F	G	H	I	J	K	L	M
1				**General Statistics on Uncensored Data**									
2			Date/Time of Computation	2/5/2015 8:21:20 AM									
3			**User Selected Options**										
4			From File	MW23-6_ProUCL_2015-02_ready_data.xls									
5			Full Precision	OFF									
6													
7	**From File: MW23-6_ProUCL_2015-02_ready_data.xls**												
8													
9	**General Statistics for Censored Datasets (with NDs) using Kaplan Meier Method**												
10													
11	**Variable**		**NumObs**	**# Missing**	**Num Ds**	**NumNDs**	**% NDs**	**Min ND**	**Max ND**	**KM Mean**	**KM Var**	**KM SD**	**KM CV**
12	Lead		9	0	2	7	77.78%	4	5	2.55	1.103	1.05	0.412
13													
14	**General Statistics for Raw Dataset using Detected Data Only**												
15													
16	**Variable**		**NumObs**	**# Missing**	**Minimum**	**Maximum**	**Mean**	**Median**	**Var**	**SD**	**MAD/0.675**	**Skewness**	**CV**
17	Lead		2	0	1.5	3.6	2.55	2.55	2.205	1.485	1.557	N/A	0.582
18													
19	**Percentiles using all Detects (Ds) and Non-Detects (NDs)**												
20													
21	**Variable**		**NumObs**	**# Missing**	**10%ile**	**20%ile**	**25%ile(Q1)**	**50%ile(Q2)**	**75%ile(Q3)**	**80%ile**	**90%ile**	**95%ile**	**99%ile**
22	Lead		9	0	3.18	3.84	4	4	5	5	5	5	5

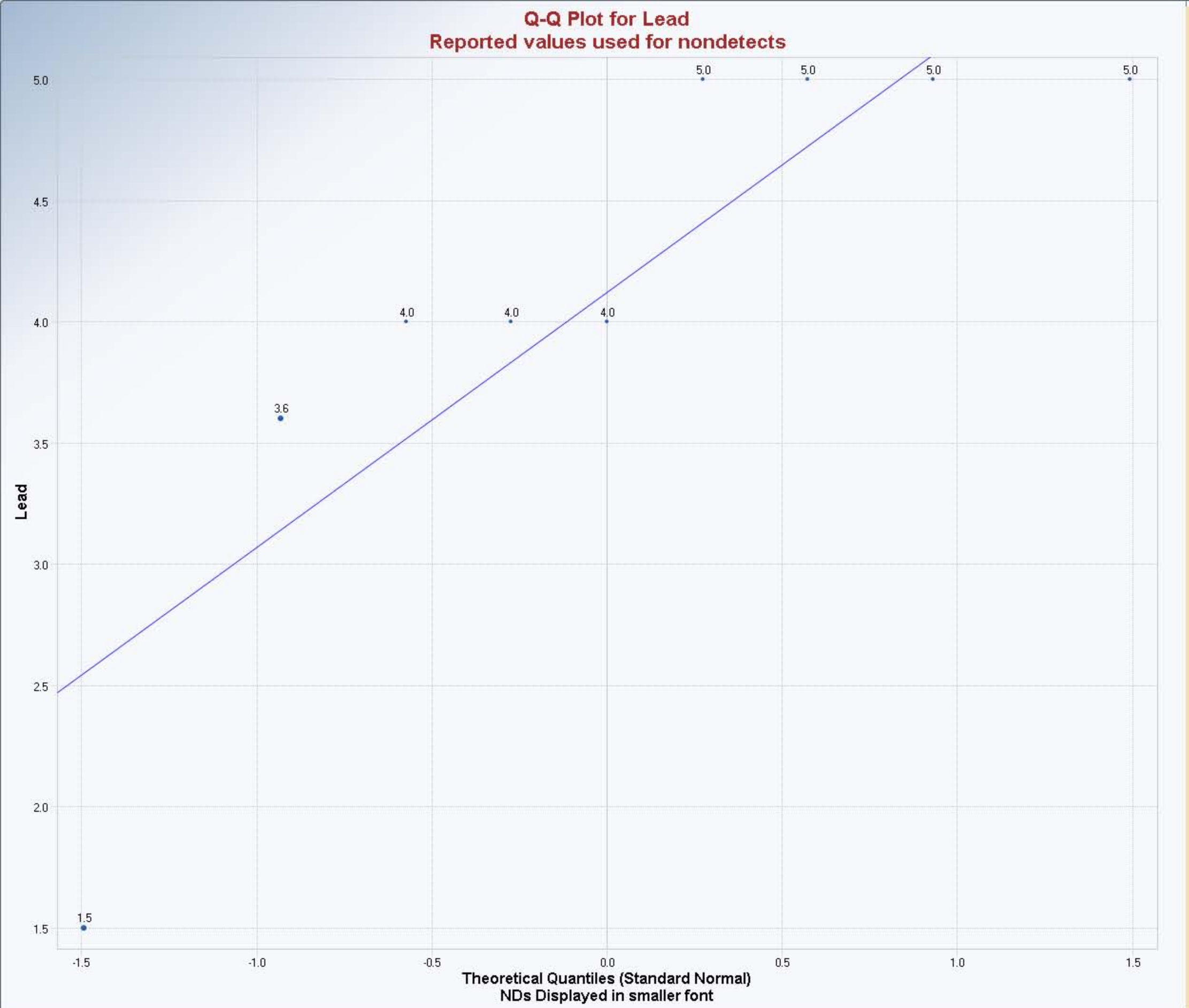
Q-Q Plot for Lead
Reported values used for nondetects
Lead
Total Number of Data = 9
Number of Non-Detects = 7
Number of Detects = 2
Detected Mean = 2.55
Detected Sd = 1.485
Slope (displayed data) = 1.053
Intercept (displayed data)= 4.122
Correlation, R = 0.87
Best Fit Line
Lead
5.0
4.5
4.0
3.5
3.0
2.5
2.0
1.5
5.0
5.0
5.0
5.0
4.0
4.0
4.0
3.6
1.5
-1.5
-1.0
-0.5
0.0
0.5
1.0
1.5
Theoretical Quantiles (Standard Normal)
NDs Displayed in smaller font

Appendix F
ProUCL 5.0 Data Analysis
Well MW23-6
Data Distribution Report

1	**UCL Statistics for Data Sets with Non-Detects**											
2												
3			User Selected Options									
4			Date/Time of Computation	2/5/2015 8:22:31 AM								
5			From File	MW23-6_ProUCL_2015-02_ready_data.xls								
6			Full Precision	OFF								
7			Confidence Coefficient	95%								
8			Number of Bootstrap Operations	2000								
9												
10	**Lead**											
11												
12	**General Statistics**											
13			Total Number of Observations	9			Number of Distinct Observations	4				
14			Number of Detects	2			Number of Non-Detects	7				
15			Number of Distinct Detects	2			Number of Distinct Non-Detects	2				
16			Minimum Detect	1.5			Minimum Non-Detect	4				
17			Maximum Detect	3.6			Maximum Non-Detect	5				
18			Variance Detects	2.205			Percent Non-Detects	77.78%				
19			Mean Detects	2.55			SD Detects	1.485				
20			Median Detects	2.55			CV Detects	0.582				
21			Skewness Detects	N/A			Kurtosis Detects	N/A				
22			Mean of Logged Detects	0.843			SD of Logged Detects	0.619				
23												
24	**Warning: Data set has only 2 Detected Values.**											
25	**This is not enough to compute meaningful or reliable statistics and estimates.**											
26												
27												
28	**Note: Sample size is small (e.g., <10), if data are collected using ISM approach, you should use**											
29	**guidance provided in ITRC Tech Reg Guide on ISM (ITRC, 2012) to compute statistics of interest.**											
30	**For example, you may want to use Chebyshev UCL to estimate EPC (ITRC, 2012).**											
31	**Chebyshev UCL can be computed using the Nonparametric and All UCL Options of ProUCL 5.0**											
32												
33	**Normal GOF Test on Detects Only**											
34	**Not Enough Data to Perform GOF Test**											
35												
36	**Kaplan-Meier (KM) Statistics using Normal Critical Values and other Nonparametric UCLs**											
37			Mean	2.55			Standard Error of Mean	1.05				
38			SD	1.05			95% KM (BCA) UCL	N/A				
39			95% KM (t) UCL	4.503			95% KM (Percentile Bootstrap) UCL	N/A				
40			95% KM (z) UCL	4.277			95% KM Bootstrap t UCL	N/A				
41			90% KM Chebyshev UCL	5.7			95% KM Chebyshev UCL	7.127				
42			97.5% KM Chebyshev UCL	9.107			99% KM Chebyshev UCL	13				
43												
44	**Gamma GOF Tests on Detected Observations Only**											
45	**Not Enough Data to Perform GOF Test**											

	A	B	C	D	E	F	G	H	I	J	K	L
46												
47	**Gamma Statistics on Detected Data Only**											
48					k hat (MLE)	5.544			k star (bias corrected MLE)			N/A
49					Theta hat (MLE)	0.46			Theta star (bias corrected MLE)			N/A
50					nu hat (MLE)	22.18			nu star (bias corrected)			N/A
51					MLE Mean (bias corrected)	N/A			MLE Sd (bias corrected)			N/A
52												
53	**Gamma Kaplan-Meier (KM) Statistics**											
54					k hat (KM)	5.898			nu hat (KM)			106.2
55									Adjusted Level of Significance (β)			0.0231
56					Approximate Chi Square Value (106.16, α)	83.39			Adjusted Chi Square Value (106.16, β)			79.14
57					95% Gamma Approximate KM-UCL (use when n>=50)	3.247			95% Gamma Adjusted KM-UCL (use when n<50)			3.421
58												
59	**Lognormal GOF Test on Detected Observations Only**											
60	**Not Enough Data to Perform GOF Test**											
61												
62	**Lognormal ROS Statistics Using Imputed Non-Detects**											
63					Mean in Original Scale	2.718			Mean in Log Scale			0.843
64					SD in Original Scale	1.576			SD in Log Scale			0.604
65					95% t UCL (assumes normality of ROS data)	3.695			95% Percentile Bootstrap UCL			3.532
66					95% BCA Bootstrap UCL	3.629			95% Bootstrap t UCL			3.944
67					95% H-UCL (Log ROS)	4.703						
68												
69	**DL/2 Statistics**											
70	**DL/2 Normal**						**DL/2 Log-Transformed**					
71					Mean in Original Scale	2.344			Mean in Log Scale			0.826
72					SD in Original Scale	0.585			SD in Log Scale			0.242
73					95% t UCL (Assumes normality)	2.707			95% H-Stat UCL			2.779
74	**DL/2 is not a recommended method, provided for comparisons and historical reasons**											
75												
76	**Nonparametric Distribution Free UCL Statistics**											
77	**Data do not follow a Discernible Distribution at 5% Significance Level**											
78												
79	**Suggested UCL to Use**											
80					95% KM (t) UCL	4.503			95% KM (% Bootstrap) UCL			N/A
81	**Warning: One or more Recommended UCL(s) not available!**											
82	**Warning: Recommended UCL exceeds the maximum observation**											
83												
84	Note: Suggestions regarding the selection of a 95% UCL are provided to help the user to select the most appropriate 95% UCL.											
85	Recommendations are based upon data size, data distribution, and skewness.											
86	These recommendations are based upon the results of the simulation studies summarized in Singh, Maichle, and Lee (2006).											
87	However, simulations results will not cover all Real World data sets; for additional insight the user may want to consult a statistician.											
88												

APPENDIX G

CAP INSPECTION PHOTO LOG (OCTOBER 2014)

Appendix G
Cap Inspection
OB Grounds LTM 2014 Annual Report
Seneca Army Depot Activity

Photo #01 – Grid B3. No erosion or disturbances observed. Well vegetated. View to the northwest.

Appendix G
Cap Inspection
OB Grounds LTM 2014 Annual Report
Seneca Army Depot Activity

Photo #02 – Grid C3. No erosion or disturbances observed. Well vegetated. View to the west.

Appendix G
Cap Inspection
OB Grounds LTM 2014 Annual Report
Seneca Army Depot Activity

Photo #03a – Grid C7. No erosion observed. Well vegetated. Several tire ruts ranging from 3-10 feet long and 2-6 inches deep. View to the south.

Appendix G
Cap Inspection
OB Grounds LTM 2014 Annual Report
Seneca Army Depot Activity

Photo #03b – Grid C7. Tire ruts were filled with a thin layer of crushed shale. The crushed shale was smoothed and graded without disturbing the underlying soil cap. View to the north.

Appendix G
Cap Inspection
OB Grounds LTM 2014 Annual Report
Seneca Army Depot Activity

Photo #04 – Grid D7. No erosion or disturbances observed. Not as well vegetated as surrounding grids. View to the west.

Appendix G
Cap Inspection
OB Grounds LTM 2014 Annual Report
Seneca Army Depot Activity

Photo #05 – Grid I8. No erosion or disturbances observed. Well vegetated. Drainage ditch operating as intended. View to the west.

Appendix G
Cap Inspection
OB Grounds LTM 2014 Annual Report
Seneca Army Depot Activity

Photo #06 – Grid J5. No erosion or disturbances observed. Well vegetated. View to the north.

Appendix G
Cap Inspection
OB Grounds LTM 2014 Annual Report
Seneca Army Depot Activity

Photo #07 – Grid L8. No erosion or disturbances observed. Drainage ditch operating as intended. Well vegetated. Standing water across the road. View to the southwest.

Appendix G
Cap Inspection
OB Grounds LTM 2014 Annual Report
Seneca Army Depot Activity

Photo #08 – Grid P10. No erosion or disturbances observed. Well vegetated. View to the north.

Appendix G
Cap Inspection
OB Grounds LTM 2014 Annual Report
Seneca Army Depot Activity

Photo #09 – Grid Q8. No erosion or disturbances observed. Well vegetated. View to the south.

Appendix G
Cap Inspection
OB Grounds LTM 2014 Annual Report
Seneca Army Depot Activity

Photo #10 – Grid S8. No erosion observed in the cap areas. Ponding and shallow tire ruts are outside the area covered by the cap. Vegetated area in bottom right corner and right side of photo are limits of cap. View to the southwest.

APPENDIX H

RESPONSE TO COMMENTS

From:	Sweet, Melissa L (DEC)
To:	Absolom, Stephen M CIV (US); Badik, Beth
Cc:	Sergott, Mark S (HEALTH); Julio Vazquez (vazquez.julio@epamail.epa.gov)
Subject:	Open Burning Grounds 2014 LTM Report
Date:	Monday, April 06, 2015 10:21:36 AM

The New York State Department of Environmental Conservation has reviewed the Draft 2014 Annual Long-Term Monitoring Report for the Open Burning Grounds at the Seneca Army Dept. Following review of this document we are agreeable to the proposition of terminating long term monitoring of the groundwater based on results that are in compliance with the Record of Decision. If you should have any questions please contact me at (518)402-9614 or melissa.sweet@dec.ny.gov.

Thank You,
Melissa Sweet

Melissa L. Sweet
Environmental Engineer

NYSDEC
Division of Environmental Remediation
625 Broadway, Albany, NY 12233-7015
(518) 402-9614
Melissa.Sweet@dec.ny.gov

Army's Response to Comments from the United States Environmental Protection Agency

Subject: Draft 2014 Long-Term Monitoring Annual Report
Open Burning (OB) Grounds
Seneca Army Depot Activity
Romulus, New York

Comments Dated: June 1, 2015

Date of Comment Response: August 12, 2015

Army's General Comment

Comment 1: As agreed upon by the NYSDEC on April 06, 2015 and stated in Section 6.0 of the Annual Report, it is the Army's intention to end LTM of the groundwater at the OB Grounds. The results from nine rounds of groundwater sampling indicate that the groundwater has not been impacted by copper and lead or other COCs. The OB Grounds wells will be left in place until the OD Grounds project is complete. If necessary, as part of the OD Grounds remedy, the OB Grounds wells may be sampled again in the future. The Army welcomes any response to this decision.

Army's Response to Comments

GENERAL COMMENTS

Comment 1: The LTM Report indicates that the groundwater samples were analyzed at TestAmerica in Savannah, Georgia in 2014. A different laboratory, Katahdin Analytical Services in Scarborough, Maine, was used for the 2011 sampling event. In addition, previous monitoring events used Columbia Analytical Services in Rochester, New York. The LTM Report does not discuss the use of various laboratories and it is unclear if using various, separate laboratories could affect the comparability of the results. In addition, the LTM Report does not state whether the current laboratory will achieve and satisfy the analytical requirements and procedures set forth in the site-wide Quality Assurance Project Plan (QAPP) included in the Sampling and Analysis Plan (SAP), dated 2005. To ensure the highest quality data is obtained for decision making and that the administrative record accurately documents these data, revise the LTM Report to address this issue.

Response 1: The use of various laboratories does not impact the comparability of the results. Each laboratory contracted for the groundwater samples analysis was verified to have current DOD Environmental Laboratory Accreditation Program (DOD ELAP) accreditation for EPA method SW846 6010C and were required to meet the laboratory requirements set forth in the Seneca Army Depot Activity Final Sampling and Analysis Plan which includes the Quality Assurance Project Plan (QAPP). The purpose of accreditation for protocols is to avoid the concern over variations between laboratories. Further, the Government cannot insure the same laboratory under each contract because of the contracting regulations that govern procurement activity. All three laboratories, Columbia, Katahdin, and TestAmerica met the DoD and QAPP requirements at the time of laboratory analysis. In regard to the comparability of the results, groundwater sampling results have remained consistent over the past three rounds with the different laboratories. Additional text in Section 3.0 of the LTM report was added as follows:

> The selected laboratory has the capability to conform to the project QAPP and has a current DoD Environmental Laboratory Accreditation Program (DoD ELAP) certification in which the laboratory demonstrated its competency and document conformance to the current DoD Quality Systems Manual for Environmental Laboratories (DoD QSM).

Comment 2: Section 4.1, October 2014, discusses vegetation at Grid Cell A7, but this grid cell is not included in Table 4 (Soil Cover Inspection Log) or on the field form in Appendix A (Open Burning Grounds Long-Term Monitoring Round 9 Field Forms; form titled "OB Grounds Task Order #15 Round 9 Inspection"). It is also noted that this grid location does not contain a portion of the 9-inch soil cover as shown on Figure 11 (Open Burning Grounds Soil Cover Areas and Well Locations). Revise the LTM Report to clarify the location of the vegetation discussed for Grid Cell A7 in Section 4.1, and ensure that documentation of the soil cover inspection is consistently presented in Section 4.1, Table 4, and Appendix A.

Response 2: Grids without erosion or signs of disturbance to the 9-inch cover were not identified in Table 4. The inclusion of Grid A7 was a typographical mistake and was corrected to Grid A5 which is included on the field form, but is excluded from Table 4 because of a lack of disturbance to the cap.

Comment 3: The field form in Appendix A, Open Burning Grounds Long-Term Monitoring Round 9 Field Forms, titled "OB Grounds Task Order #15 Round 9 Inspection" references photographs of the 9-inch soil cap and other site features, but these photographs are not included in the LTM Report. These photographs would be useful for tracking the vegetation and erosional features identified during the soil cover inspection. Revise the LTM Report to include the referenced photographs of the 9-inch soil cap and other site features.

Response 3: Field photographs from the cap inspection were added and may be found in Appendix G.

SPECIFIC COMMENTS

Comment 1: Section 4.1, October 2014, Page 4-1: The surface conditions were indicated to be wet with pools of standing water visible in certain areas, but the text does not discuss if corrective action is necessary to address these areas where pools had formed. For example, Table 4 (Soil cover Inspection Log) indicates pools of standing water were noted during the previous inspection (Round 8 – December 2008), and it is unclear if local depressions have formed in the soil cover that may require corrective action. Further, the sizes and depths of these pools are not specified, and it is unclear if the soil cover beneath the pools was able to be inspected. Revise this section to discuss the areas where pools of standing water were noted, including the sizes and depths of these pools, and discuss if corrective action is necessary to address these areas.

Response 1: Local depressions have not formed in the protective cap. The pools of water are limited in size and depth and occur for a short period as a result of a local higher than normal water table due to an extended period of precipitation.

Comment 2: Section 4.1, October 2014, Page 4-1: The text states that the erosion area noted within Grid I8 has not grown in size and depth, but the current size and depth of the erosional feature is not specified. In addition, the LTM Report does not clarify how it was confirmed that the size and depth have

not increased (e.g., through measurement, comparison of photos). Revise the LTM Report to specify the size and depth of the erosion noted at Grid Cell I8, and to discuss how it was confirmed that the erosion has not grown to support the conclusion that no corrective action is warranted at this time.

Response 2: As denoted in the text, minor erosion was observed along the edge of Grid Cell I8 during the 2014 inspection event. There is no indication from the inspectors' notes or in discussions with the inspector that excessive erosion has taken place over time in this area. This is further substantiated by the fact that the soil cover inspector was consistent for LTM Rounds 5 through 9 and based on their Site knowledge and comparison between field notes, it was determined that the erosion area has not grown in size or depth, and no corrective action was warranted.

Comment 3: Figure 3, Historic Groundwater Contours and October 2014 Groundwater Elevations: This figure presents the Round 9 groundwater elevation data for the six monitoring wells overlain by the historical 1993 potentiometric surface. It is unclear why a potentiometric surface map was not prepared for the most recent sampling event. To aid in the evaluation of the overall adequacy of the well network in monitoring the effectiveness of the soil remedial action in preventing future impacts and to more clearly document current site conditions, revise the LTM Report to include a current potentiometric map for the OB Grounds groundwater.

Response 3: The 1993 potentiometric overlay is based on a more extensive set of historical monitoring wells, while the current groundwater monitoring network provides coverage from six monitoring well locations. Groundwater flow patterns are best interpreted from these two data sets in tandem, rather than independently. As seen by the October 2014 groundwater elevations, the groundwater flow direction is similar to the historic contours. Therefore, Figure 3 showing the October 2014 groundwater elevation data overlain by the historical 1993 potentiometric surface demonstrates the overall adequacy of the well network in monitoring the effectiveness of the soil remedial action in preventing future impacts.