

May 3, 2013

Mr. John Nohrstedt
U.S. Army Corps of Engineers
Engineering and Support Center, Huntsville
Attn: CEHNC-ED-CS-P
4820 University Square
Huntsville, AL 35816-1822

SUBJECT: Final 2011 Long-Term Monitoring Annual Report for the Open Burning (OB) Grounds, Seneca Army Depot Activity, Romulus, NY; Contract W912DY-08-D-0003, Task Order 0008

Dear Mr. Nohrstedt:

Parsons Government Services, Inc. (Parsons) is pleased to submit the Final 2011 Long-Term Monitoring Annual Report for the Open Burning (OB) Grounds at Seneca Army Depot Activity (SEDA) in Romulus, New York. This work was performed in accordance with the Scope of Work for Task Order 0008 under Contract No. W912DY-08-D-0003. This report provides a review of long-term monitoring completed during 2011 and provides recommendations for future long-term monitoring at the Open Burning Grounds. Responses to Comments on the Draft 2011 Long-Term Monitoring Annual Report that were received from the EPA in January 2013 are included, and the document was revised accordingly.

Parsons appreciates the opportunity to provide you with the Annual Report for this work. Should you have any questions, please do not hesitate to call me at (617) 449-1405 to discuss them.

Sincerely,



Todd Heino, P.E.
Program Manager

Enclosures

cc: S. Absolom, SEDA
R. Battaglia, USACE, NY District
K. Hoddinott, USACHPPM

May 3, 2013

Mr. Julio Vazquez
USEPA Region II
Superfund Federal Facilities Section
290 Broadway, 18th Floor
New York, NY 10007-1866

Mr. Chek Beng Ng
New York State Department of Environmental Conservation (NYSDEC)
Division of Environmental Remediation
Remedial Bureau A, Section C
625 Broadway
Albany, NY 12233-7015

Mr. Mark Sergott
Bureau of Environmental Exposure Investigation, Room 300
New York State Department of Health
547 River Street, Flanigan Square
Troy, NY 12180

SUBJECT: Final 2011 Long-Term Monitoring Annual Report for the Open Burning (OB) Grounds, Seneca Army Depot Activity, Romulus, NY; EPA Site ID# NY0213820830 and NY Site ID# 8-50-006

Dear Mr. Vazquez / Mr. Ng / Mr. Sergott:

Parsons Government Services, Inc. (Parsons) is pleased to submit the Final 2011 Long-Term Monitoring Annual Report for the Open Burning (OB) Grounds at Seneca Army Depot Activity (SEDA) in Romulus, New York (EPA Site ID# NY0213820830 and NY Site ID# 8-50-006). This report provides a review of long-term monitoring completed during 2011 and provides recommendations for future long-term monitoring at the Open Burning Grounds.

Responses to Comments on the Draft 2011 Long-Term Monitoring Annual Report that were received from the EPA in January 2013 are included, and the document was revised accordingly.

Parsons appreciates the opportunity to provide you with the Annual Report. Should you have any questions, please do not hesitate to call me at (617) 449-1405 to discuss them.

Sincerely,



Todd Heino, P.E.
Program Manager

Enclosures

cc: J. Nohrstedt, USACE, Huntsville
K. Hoddinott, USACHPPM
M. Powers, TechLaw
S. Absolom, SEDA
R. Battaglia, USACE, NY



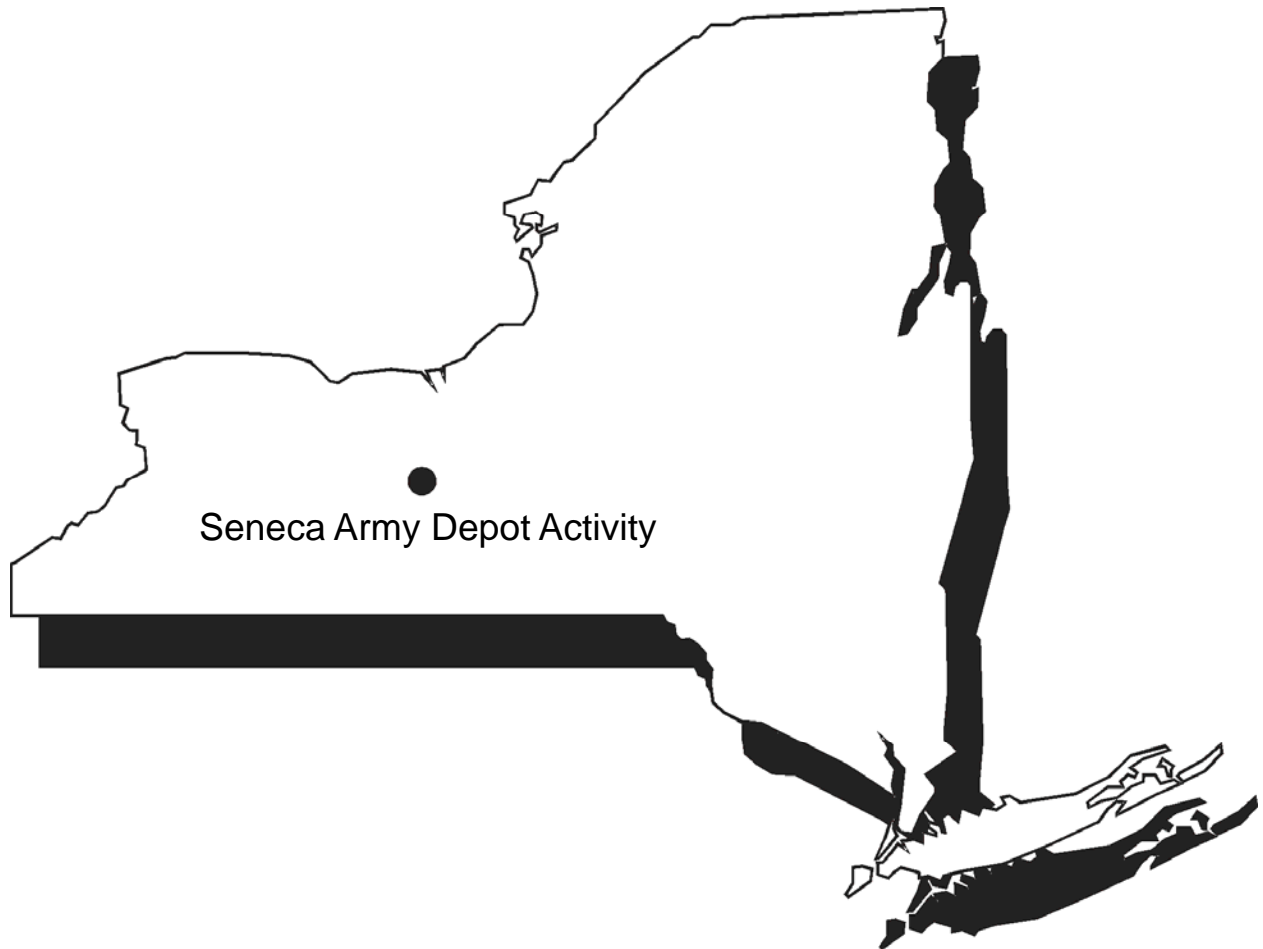


US Army, Engineering & Support Center
Huntsville, AL

00487



Seneca Army Depot Activity
Romulus, NY



FINAL
LONG-TERM MONITORING ANNUAL REPORT 2011
OPEN BURNING GROUNDS
SENECA ARMY DEPOT ACTIVITY

Contract No. W912DY-08-D-0003
Task Order No. 0008
EPA Site ID# NY0213820830
NY Site ID# 8-50-006

PARSONS

MAY 2013

FINAL

2011 LONG-TERM MONITORING ANNUAL REPORT

**FOR THE OPEN BURNING GROUNDS
SENECA ARMY DEPOT ACTIVITY, ROMULUS, NEW YORK**

Prepared for:

**U.S. ARMY, CORPS OF ENGINEERS, ENGINEERING AND SUPPORT CENTER,
HUNTSVILLE, ALABAMA**

and

**SENECA ARMY DEPOT ACTIVITY
ROMULUS, NEW YORK**

Prepared by:

PARSONS
100 High Street
Boston, MA 02110

Contract Number W912DY-08-D-0003

Task Order No. 0008

EPA Site ID# NY0213820830

NY Site ID# 8-50-006

May 2013

TABLE OF CONTENTS

Table of Contents	i
List of Tables	ii
List of Figures	ii
List of Appendices	iii
1.0 INTRODUCTION	1-1
1.1 Long-Term Monitoring Activities	1-1
2.0 SITE BACKGROUND	2-1
2.1 Site Description.....	2-1
2.2 Site Geology and Hydrology	2-1
2.3 Summary of the Remedial Action.....	2-2
3.0 LONG-TERM GROUNDWATER MONITORING	3-1
3.1 Groundwater Elevations	3-2
3.2 Analytical Data	3-3
4.0 SOIL COVER INSPECTION.....	4-1
4.1 August 2010.....	4-1
4.2 October 2011.....	4-1
5.0 REEDER CREEK INSPECTION.....	5-1
5.1 April 2009	5-1
5.2 August 2010.....	5-1
5.3 October 2011.....	5-2
5.4 Inspection Observations.....	5-3
6.0 LONG-TERM MONITORING CONCLUSIONS AND RECOMMENDATIONS	6-1
7.0 REFERENCES	7-1

LIST OF TABLES

Table 1	Site-Specific Cleanup Goals for Groundwater
Table 2	Groundwater Elevation Data
Table 3	Summary of COCs in Groundwater
Table 4	Soil Cover Inspection Log

LIST OF FIGURES

Figure 1	SEDA Site Map and AOC Location
Figure 2	Open Burning Grounds Site Map
Figure 3	Historic Groundwater Contours with October 2011 Elevations
Figure 4	Groundwater Elevation Profile
Figure 5	Concentrations of Lead and Copper at MW23-1
Figure 6	Concentrations of Lead and Copper at MW23-2
Figure 7	Concentrations of Lead and Copper at MW23-3
Figure 8	Concentrations of Lead and Copper at MW23-4
Figure 9	Concentrations of Lead and Copper at MW23-5
Figure 10	Concentrations of Lead and Copper at MW23-6
Figure 11	Open Burning Grounds Soil Cover Areas and Well Locations
Figure 12	Reeder Creek Inspection Photo Locations (October 2011)

LIST OF APPENDICES

- A Open Burning Grounds Round 6 Field Forms
- B Field Log of October 2011 Reeder Creek Inspection
- C Reeder Creek Inspection Photos (October 2011)
- D Laboratory Report
- E Data Validation

1.0 INTRODUCTION

This Annual Report has been prepared by Parsons Government Services, Inc. on behalf of the United States Army Corps of Engineers, Engineering and Support Center – Huntsville (USAESCH) and the Seneca Army Depot Activity (SEDA or the Depot) to provide a review of the long-term monitoring (LTM) activities conducted during 2011 for the Open Burning (OB) Grounds (the Site) located at SEDA in Seneca County, New York; and to provide recommendations for future LTM at the Site.

The Record of Decision (ROD) for the OB Grounds, was signed in 1999, and presented the selected remedy for addressing potential exposure to elevated levels of metals, specifically lead and copper, in the Site soils and the sediments of the adjacent Reeder Creek (Parsons, 1999). The remedy specified in the ROD is described in **Section 2.3**.

Presently, quantitative monitoring of sediment quality (i.e., submitting samples for copper and lead analysis as identified in the approved remedy for the Site in the ROD) is not included as part of the LTM activities, and is discussed in further detail in **Section 1.2**. In accordance with the approved remedy as presented in the ROD, the current LTM activities at the Site include the following three components:

- The annual collection and analysis of groundwater samples for analysis of lead and copper concentrations;
- The inspection of the vegetated, compacted soil cover that has been constructed over interred lead-contaminated soil as part of the Site remedial actions in order to assess if erosion or breaching of the protective cover has occurred, which could result in the potential migration of contaminated soil; and
- The inspection of Reeder Creek where the Creek abuts the OB Grounds to evaluate the potential for inward migration and redeposition of soil from the OB Grounds.

This report presents and summarizes the results of the most recent annual LTM event and provides recommendations for future long-term monitoring at the OB Grounds.

1.1 Long-Term Monitoring Activities

The OB Grounds LTM activities are being performed in accordance with the “Long-Term Monitoring Plan for the Open Burning Grounds, Final” (LTM Plan) (Parsons, 2007). Long-term monitoring activities include the collection of groundwater quality data to monitor the effectiveness of the implemented remedy at the Site for preventing future impacts to groundwater at the OB Grounds and to sediments in Reeder Creek. Additionally, monitoring of the vegetated compacted soil cover placed over the buried soils at the OB Grounds is required to assure the long-term integrity of the soil cover, including the potential mobilization and migration of lead-contaminated soil buried beneath the cover; and to prevent

direct contact with, and incidental ingestion of, soils containing lead at concentrations up to 500 mg/kg by terrestrial wildlife at the Site.

Part of the OB Grounds LTM program includes a qualitative assessment (i.e., visual inspection) of the Creek for evidence of migration of material via surface water flow or groundwater transport of contaminants into the remediated section of Reeder Creek adjacent to and downgradient of the OB Grounds. The visual inspection consists of walking the Creek bed (or embankment) to look for evidence of soil erosion or sloughing from the Creek embankment adjacent to the OB Grounds and/or the accumulation of sediment along the stream bed. Additionally, groundwater transport of contaminants is monitored by the annual groundwater sampling of the OB Grounds wells. Presently, quantitative monitoring of sediment quality (i.e., submitting samples for copper and lead analysis as identified in the approved remedy for the Site in the ROD) is not included as part of the LTM activities; the U.S. Army Corps of Engineers (Army), the U.S. Environmental Protection Agency (EPA), and the New York State Department of Environmental Conservation (NYSDEC) agreed that until data indicated that either groundwater transport of contaminants or soil transport from the OB Grounds was occurring, sampling and analysis of Creek sediments would not be required.

When the Army began LTM at the OB Grounds site, it was scheduled to occur on a quarterly basis. The first round (Round 1) of post-remedial action LTM was conducted between November 21, 2007 and November 28, 2007. The OB Grounds cover was first inspected on January 11, 2008. The results of the first LTM event were presented in a technical memo submitted on January 25, 2008. The second round (Round 2) of LTM sampling and cover inspections was completed between February 25, 2008 and February 26, 2008. The results of the second LTM event were presented in a technical memo submitted on May 19, 2008. The third round (Round 3) of LTM sampling and cover inspections was completed between May 20, 2008 and May 21, 2008. The results of the third monitoring event were presented in a technical memo submitted on September 16, 2008. The fourth round (Round 4) of groundwater sampling and cover inspections was completed between August 25, 2008 and August 26, 2008. The results of the fourth monitoring event were presented in a technical memo submitted on November 13, 2008. A fifth round (Round 5) of groundwater sampling and cover inspections, including an inspection of Reeder Creek, was completed between August 2, 2010 through August 5, 2010. The results of the fifth monitoring event were presented in the Draft Final 2010 Long-term Monitoring Annual Report for the Open Burning grounds, Seneca Army Depot Activity, Romulus, New York prepared by Parsons (March 2011).

The results of the first four LTM events were combined and summarized in the OB Grounds LTM Annual Report and Year One Review; this document, initially submitted as a draft in December 2008, recommended changing the frequency of monitoring from quarterly to annually. In February 2009, the Army received preliminary comments from the EPA that indicated monitoring of Reeder Creek was required per terms of the OB Grounds ROD, and questioned why the results of such inspections had not been reported. The EPA also indicated that they did not concur with the Army's recommended change in monitoring frequency, and requesting that monitoring be conducted twice a year, once in the spring and

again in the fall. The New York State Department of Environmental Conservation provided additional comments on the draft report in March 2009, indicating that they also believed that inspection of Reeder Creek was required but that they had no objection to the decrease in monitoring frequency from quarterly to annual.

The Army authorized the performance of an inspection of Reeder Creek as a result of these comments, but this work was delayed until April 2009 when safe access could be gained into the portion of Reeder Creek that is adjacent to the OB Grounds. The observations and conclusions of this inspection were then appended to subsequent versions of the OB Grounds Report (i.e., draft final, final). However, resolution of the approved monitoring frequency was not finalized until February 2010, once the final OB Grounds Report was approved by the EPA and NYSDEC and all parties agreed to an annual monitoring event frequency. Long term monitoring of the OB Grounds was also disrupted due to the expiration of the Army's ordering period under the contracting vehicle used to perform the original work. Due to the uncertainty associated with the requirements and frequency of the monitoring, the Army could not provide necessary funding and contract authorizations until an agreement was reached amongst all parties. The new contract vehicle and funding were awarded for the continuation of the work in May 2010. The fifth LTM round for the OB Grounds was performed between August 2 and August 5, 2010, and the sixth round was performed between October 3 and October 6, 2011. This Annual Report presents the results of this sixth monitoring event, or Round 6, completed in October 2011.

2.0 SITE BACKGROUND

2.1 Site Description

The Depot is a 10,587-acre former military facility located in Seneca County in the towns of Varick and Romulus, New York (**Figure 1**), and was owned by the United States Government and operated by the Department of the Army between 1941 and 2000. In 2000, the Army closed the Depot and assumed a care-takers role over the property, pending the closeout of its continuing environmental obligations and the leasing or transfer of property to other public or private parties for beneficial reuse purposes. Since 2000, more than 8,250 acres of land have been transferred to other parties.

The Depot is located between Seneca Lake and Cayuga Lake and is bordered by sparsely populated farmland and New York State Highway 96 to the east, by New York State Highway 96A to the west, and by sparsely populated farmland to the north and south. The OB Grounds is located in the northwestern portion of the Depot, as shown in **Figure 1**, where the planned future use of the land is currently designated for conservation purposes. As situated, the OB Grounds sit a minimum of 1,780 feet away from the nearest Depot boundary, which is located to the west of the area of concern (AOC). The OB Grounds site sits on gently sloping terrain (**Figure 2**), and is bounded on the east by Reeder Creek, a perennial creek that is generally less than 1 foot deep and which eventually flows into Seneca Lake as shown on **Figures 2 and 3**. The quality of surface water in Reeder Creek has been designated by the State of New York as a Class C water body (best usage of fresh water is fishing; the waters shall be suitable for fish propagation and survival). Seneca Lake is located approximately 10,000 feet west of the OB Grounds site and is used as a source of drinking water for numerous surrounding communities and the Depot.

The OB Grounds is vegetated with grass and brush and there are no permanent structures within the area other than small concrete bunkers and a metal garage structure. The former Open Detonation Area (SEAD-45) is located immediately north of the OB Grounds, and the former Explosive Ordnance Disposal Area (SEAD-57) is located approximately 4,000 to 5,000 feet south of the former OB Grounds. A Site plan of the former OB Grounds prior to the removal of contaminated soil is provided as **Figure 3**. The OB Grounds was historically used for surface burning of explosive trash and propellants.

2.2 Site Geology and Hydrology

The stratigraphy of the OB Grounds generally consists of between 2 and 10 feet of glacial till underlain by a zone of weathered bedrock (shale). The depth to groundwater in the till/weathered shale aquifer varies seasonally between approximately 2 and 7 feet below the ground surface. Infiltration of precipitation is the sole source of groundwater for the overburden aquifer and the direction of the groundwater flow in the till/weathered shale aquifer at the OB Grounds is generally to the east towards Reeder Creek as shown in **Figure 3**.

Historic groundwater elevation monitoring in wells located at the OB Grounds prior to the remedial action indicated the presence of a groundwater divide near the western edge of the Site. The approximate location of the apparent groundwater divide found in April 1993 is highlighted on **Figure 3** and represents a high point of the upgradient groundwater flow regime. The divide diverts a portion of the groundwater to the west, away from Reeder Creek, which lies to the east of the divide. Historic sampling results from wells located west of the identified divide suggest that the quality of groundwater has not been impacted by soils at the OB Grounds.

Pre-remedial action surface water drainage from the OB Grounds was primarily to the east-northeast via a series of man-made drainage ditches, culverts, and spillways to Reeder Creek. During the remedial action, many of the drainage ditches and culverts were destroyed or filled, altering the surface flow patterns. Additionally, the historic surface water spillways connecting the OB Grounds and Reeder Creek were plugged during the remedial action to prevent surface overflow to the creek.

Little of the current storm event runoff impacting the former OB Grounds reaches the creek via overland flow because it is captured in one of the numerous, localized topographic lows that are scattered throughout the AOC. The topographic lows result from the soil removal and interment remedial action performed at the AOC. The captured storm water subsequently infiltrates into the soil or evaporates.

2.3 Summary of the Remedial Action

The remedy specified in the ROD for the OB Grounds included:

- Removal of the berms surrounding the historic burn pads;
- Removal of at least 1 foot of all soils;
- Placement of a 9-inch vegetative cover over any soils with lead concentrations greater than 60 mg/kg, but less than or equal to 500 mg/kg;
- Excavation of sediments in Reeder Creek with elevated levels of copper or lead; and
- Implementation of a monitoring program for groundwater, sediment, and the capped areas.

The first four of these required remedial actions were conducted between June 1999 and May 2004 by Weston Solutions Inc. The long-term monitoring component of the remedy is currently being implemented by Parsons, with groundwater monitoring at the Site commencing in November 2007, and inspections of the cover commencing in January 2008.

The overall objectives of the OB Grounds LTM program is to monitor the effectiveness of the remedial action completed at the Site with respect to preventing future groundwater quality deterioration and the erosion or breaching of the vegetated soil cover. The purpose of the soil cover is to (1) prevent incidental contact and ingestion of contaminated soil left in place at the Site, and (2) prevent the potential

mobilization and migration of lead-contaminated soil interred beneath the cover. In addition to assessing the quality of Site groundwater and the integrity of the cover, the results of the periodic monitoring will be used to assess the need for the design and implementation of any sediment monitoring program that may subsequently be needed to assess potential Site impacts to the sediment quality found in Reeder Creek per the requirements set forth in the ROD.

3.0 LONG-TERM GROUNDWATER MONITORING

The four initial rounds of groundwater monitoring conducted at the OB Grounds from November 2007 to August 2008 were reported in the Final OB Grounds Long-Term Monitoring Annual Report and One Year Review (Parsons, 2009). The results for Round 5, which was conducted in August 2010, was reported in the Draft Final 2010 Long-Term Monitoring Annual Report for the Open Burning Grounds, Seneca Army Depot Activity, Romulus, New York (Parsons, March 2011). Round 6 was completed between October 3 and October 6, 2011. Six monitoring wells (MW23-1, MW23-2, MW23-3, MW23-4, MW23-5, and MW23-6), which were installed in 2007 to replace the historic monitoring well network that existed at the Site prior to the remedial action, were gauged and sampled as part of these monitoring events.

Monitoring dates are summarized as follows:

- Round 1 was completed between November 21, 2007 and November 28, 2007;
- Round 2 was completed between February 25, 2008 and February 26, 2008;
- Round 3 was completed between May 20, 2008 and May 21, 2008;
- Round 4 completed between August 25, 2008 and August 26, 2008;
- Round 5 was completed between August 2, 2010 and August 3, 2010; and
- Round 6 was completed on between October 3 and 6, 2011.

The results of this most recent round are presented in this Report.

For each sampling round conducted at the OB Grounds, groundwater samples were collected using low-flow sampling techniques. Sampling procedures, sample handling and custody, holding times, and collection of field parameters were conducted in accordance with the Final Sampling and Analysis Plan for Seneca Army Depot Activity(SAP)" (Parsons, 2005).

Groundwater samples and groundwater elevation measurements were collected from the six wells located at the OB Grounds during each of the six monitoring events. Groundwater samples for the recent event were collected and submitted to Katahdin Analytical Services (Katahdin) in Scarborough, Maine for the analysis of total copper and total lead by USEPA SW846 Method 6010C. Note that previous rounds were submitted to Columbia Analytical Services (CAS) in Rochester, New York for the analysis of total copper and total lead by USEPA SW846 Method 6010B, however CAS' laboratory accreditation under the DOD Environmental Laboratory Accreditation Program (DoD ELAP) required by this project had lapsed. Katahdin holds the required certifications and meets the DoD ELAP requirements for EPA method SW846 6010C as well as the laboratory requirements set forth in the Seneca Army Depot Activity Final

Sampling and Analysis Plan and Quality Assurance Project Plan (QAPP). Analytical results reported for copper and lead were compared to Site-specific action levels as defined in **Table 1**.

Groundwater quality parameters listed below were measured and recorded prior to sample collection and the groundwater samples were collected once parameters had stabilized within 10 percent:

- pH
- Dissolved oxygen (DO)
- Temperature
- Oxidation/reduction Potential (ORP)
- Conductivity
- Turbidity

The pH, ORP, conductivity, and temperature of the groundwater were measured with a Horiba U-22 water quality meter, turbidity was measured with a LaMotte 2020 Turbidity Meter, and DO content was measured with an YSI 85 Dissolved Oxygen Meter. Field parameters were measured approximately every five minutes to assess when the well was adequately purged and the groundwater conditions had stabilized prior to sample collection, and to assess macro-groundwater quality.

3.1 Groundwater Elevations

Groundwater levels were recorded on November 20, 2007 (Round 1), February 25, 2008 (Round 2), May 20, 2008 (Round 3), August 25, 2008 (Round 4), August 2, 2010 (Round 5), and October 3, 2011 (Round 6). **Table 2** presents groundwater elevation data collected during the six monitoring events. **Appendix A** provides the field form documenting groundwater elevations measured prior to the collection of groundwater samples during the Round 6 monitoring activities.

Although the existing Site groundwater monitoring network does not provide coverage as comprehensive as the pre-remedial action well network, present groundwater flow patterns across the Site can be interpreted via evaluation of the current groundwater elevation data and the historic pre-remedial action groundwater data. **Figure 3** presents groundwater elevation data from the Round 6 (October 2011) monitoring event on a map depicting historic groundwater contours developed from groundwater elevation data collected in April 1993. The groundwater data collected during the most recent monitoring round performed on the Site indicate a general east to northeast groundwater flow direction across the Site. There may be a portion of the Site near the southwest corner where groundwater flow direction is not well defined based on the limited data available at MW23-4 and MW23-5, where the elevations observed at MW23-5 are higher than those recorded at MW23-4 during all six monitoring events (see **Table 2**). A groundwater divide, as indicated by the evaluation of the groundwater contours generated from the April 1993 data, cannot be confirmed in the west-southwest portion of the Site from the limited data available from the current groundwater monitoring well network. Along the eastern boundary of the OB Grounds, in proximity to Reeder Creek, the groundwater elevations measured at MW23-2 in the center of the boundary continue to appear higher than those measured at MW23-1 and MW23-3. The data suggest some flow variations to the south and the north, in a direction opposite to the predominant east to northeasterly groundwater flow direction.

Further, evaluation of the October 2011 groundwater elevation data in addition to evaluation of historic Site groundwater elevation data indicates that all of the highest groundwater elevations were recorded during the Round 2 (February 2008) monitoring event, with the lowest groundwater elevations in five of the six wells (excluding MW23-4) observed during the Round 4 (August 2008) event. The lowest groundwater elevation was measured at MW23-4 during the Round 1 (November 2007) event.

3.2 Analytical Data

The analytical results from groundwater samples collected during monitoring Rounds 1 through 6 are presented in **Table 3**, and are compared to the groundwater cleanup goals listed in **Table 1**. **Figures 5** through **10** present a summary of the groundwater sampling results for monitoring wells MW23-1 through MW23-6, respectively, for the six monitoring events conducted following the completion of the remedial action.

Field forms documenting the collection of groundwater during Round 6 at the Site are provided in **Appendix A**. Lead was detected in six of the groundwater samples collected during monitoring Rounds 2, 5, and 6 as summarized below.

MW23-4:

- 5.4 µg/L (Round 2)
- 2.7 J µg/L (Round 5)

MW23-5:

- 2.4 J µg/L (Round 5) (associated duplicate sample was non-detect)
- 1.1 µg/L (Round 6)

MW23-6:

- 3.6 J µg/L (Round 5)
- 1.35 J µg/L – average of the sample and its associated duplicate (Round 6)

Lead concentrations detected in groundwater were all below the EPA maximum contaminant limit (MCL) action level of 15 µg/L. Copper was not detected above the applicable NYSDEC Class GA Groundwater Standard of 200 µg/L in any of the samples collected during the six post-remedial action sampling rounds performed from November 2007 through October 2011. In Round 6, due to copper detections in the preparation blank, copper results greater than the Method Detection Limit (MDL) of 0.63 µg/L but less than the Contract Required Quantification Limit (CRQL) of 25 µg/L were qualified with a “U” and the results raised to the CRQL value. **Figures 5** through **10** present a summary of the groundwater sampling results for monitoring wells MW23-1 through MW23-6 from the six monitoring events conducted following the completion of the remedial action.

The LTM data support that groundwater at the Site has not been impacted by residual levels of copper that remain in the soils at the Site. All detections of lead were at a level similar to or below the detection

limit of 5 µg/L. Groundwater pH levels measured in the two impacted wells during the Round 6 event were weakly basic, ranging from 7.04 to 7.08 (MW23-5), and from 7.23 to 7.36 (MW23-6). Evaluation of the current water quality parameters measured at Site wells during current and previous LTM activities indicate generally mildly alkaline conditions, which suggest that lead should not be readily mobile in groundwater under current Site conditions.

4.0 SOIL COVER INSPECTION

The cover inspection consisted of documenting observations of the twenty-five (25) 125-foot by 125-foot grids, where soils with residual lead concentrations between 60 mg/kg and 500 mg/kg were interred under a 9 inch-thick soil cover. The locations of the grids are shown on **Figure 11**, which is based on a figure provided by Weston Solutions in the “Completion Report for the Open Burning Grounds Soil and Sediment Remediation” (Weston Solutions, 2005) and a recent aerial image of the OB Grounds obtained from Bing.com. A cover inspection log for all six monitoring events is presented in **Table 4**. Inspection forms documenting the Round 6 soil cover inspection at the Site are provided in **Appendix A**. Observations made during the cover inspection completed on October 6, 2011 as well as a summary of the observations made during the August 2010 cover inspection are provided below.

4.1 August 2010

No significant animal burrowing activity was observed in any of the capped areas. Minor erosion was observed in Grid Cell J8, adjacent to the location where a buried pipe, which allows surface water run-off to flow from the western portion of the Site towards Reeder Creek, runs beneath a Site road.

Evidence of erosion was noted in Grid Cell L7 where a portion of the access road that leads past former Burn Pad B and Burn Pad C was apparently overtopped by water that has cut an erosion channel through the road, thus allowing runoff to spill into the area of the former Burn Pad C. This erosion channel is located outside of the boundaries of the soil cover, and thus the Army does not presently intend to make repairs to this area.

The drainage cut (defined by Burn Pad G to Burn Pad C, across Grid Cells I4, J4/J5, K5, and L6) that was constructed as part of the remedial action to promote drainage of the accumulated water was included in the August 2010 soil cover inspection. No obvious signs of erosion were noted along the length of the drainage cut. The underlying soil showed signs of cracking at numerous locations suggesting that the area may have been dry for an extended period of time.

Soil erosion was observed on the east side of the paved access road leading into the OB Grounds (southeastern corner of Grid Cell S10). This location is not associated with any of the lead-contaminated soil that has been interred at the Site under the 9-inch soil cover. The noted erosion undermined the paved surface along the eastern side of the road to a point where future vehicular access into the OB Grounds was being threatened. The Army retained a contractor to reconstruct the culvert and the roadway in September 2010, and accepted the work as completed. This location will be reassessed during the next soil cover inspection.

4.2 October 2011

No animal burrowing activity was observed in any of the capped areas. During the October 6, 2011 soil cover inspection, surface conditions were wet, with standing water visible in numerous locations. Minor

erosion (approximately 3 to 4 inches deep) was observed along the sloped edges of Grid Cell I8 adjacent to the drainage ditch (between Grid Cells J8 and J9) as a result of surface water run-off from the western portion of the Site towards Reeder Creek in the following approximate dimensions: 70 ft long by 10 ft wide along the eastern edge; 100 ft long by 10 ft wide along the northern edge; 100 ft long by 20 ft wide along the western edge; and 20 ft long by 9 ft wide along the southern edge. The erosion appeared to a result of surface water run-off. These areas were also observed to have lower vegetation density than the rest of the Grid Cell I8. The condition of this location will be reassessed during the next inspection event to determine if corrective measures are needed.

Sparse vegetation relative to the surrounding areas was also observed in an approximately 70 ft by 70 ft area in Grid Cell D7. No signs of erosion were observed. The condition of this location will be reassessed during the next inspection event to determine if any erosion has occurred and if corrective measures are needed.

An area of minor erosion approximately 20-ft long was observed in Grid Cell K6, starting at the Grid Cell intersections of J6/K6 where the access roads crosses the grid lines, and heading northeast from the road edge. Although Grid Cell K6 is outside the area where lead-contaminated soil is interred beneath clean soil, it is located adjacent to Grid Cell J6, which has interred lead-contaminated soil. The condition of this location will be reassessed during the next inspection event to determine if corrective measures are needed.

The previously observed erosion in Grid Cell L7 remained unchanged in the area where a portion of the access road leading past former Burn Pad B and Burn Pad C was apparently overtopped by water, which was cutting a drainage pathway through the road and allowing runoff to spill into the area of the former Burn Pad C. This surface water pathway is outside of the area of the soil cover, and thus the Army currently does not intend to make repairs. This Site will be reassessed during future inspections to determine if conditions appear to be worsening, and to evaluate if corrective measures may need to be implemented.

The drainage cut constructed along the southern side of the former OB Grounds as part of the remedial action to promote drainage of the accumulated water in the area located between the former Site of the former Burn Pad G, the southern access road, and the southern bound of the OB Grounds Site in Grid Cells I4 and I5 was included in the soil cover inspection. No obvious signs of erosion were noted along the length of the drainage cut, and the drainage cut was surrounded by and covered with vegetation.

Grid Cell S10 was reassessed for erosion of soil as observed on the east side of the paved access road leading into the OB Grounds during the August 2010 inspection activities. As discussed above, the Army corrected the issue in September 2010, including removal of the ditch checks on the upgradient, OB Grounds side of the culvert. This location is not associated with any of the lead-contaminated soil that has been interred at the Site under the 9-inch soil cover. During the October 2011 inspection Grid Cell S10 was reassessed, and no erosion was noted. This location will be reassessed during the 2012 soil cover inspection activities.

5.0 REEDER CREEK INSPECTION

Accessible portions of Reeder Creek adjacent to the OB Grounds were inspected on October 3, 2011. The inspection was conducted by walking along the creek bed and making observations of the creek bottom and the creek embankments. Access to all portions of the creek was possible due to low water levels within the creek, which may be attributed to the removal of the beaver dam east of monitoring well MW23-2.

5.1 April 2009

The Army performed a visual inspection of the Reeder Creek streambed in April of 2009 at locations adjacent to the OB Grounds. The April 2009 inspection indicated that surface water flow within Reeder Creek had continued to scour the bedrock surface, and had limited and for the most part precluded the redeposition of sediment adjacent to the OB Grounds. Soil sloughing from upland surfaces bordering both edges of the creek was observed at many locations along the creek bed; however, this was noted only in areas where the creek's course broadened and where the wetted watercourse represented a portion of the entire creek bed's width. There was no evidence that the sloughed soil migrated into or was deposited in the main flow channel of Reeder Creek.

Examination of the spillways that allowed surface water from the OB Grounds to flow into Reeder Creek prior to spillway closure as part of the overall OB Grounds remedial action indicated that there was no visible evidence that overland surface water flow had transported soils from the OB Grounds into Reeder Creek. The spillways, which are generally naturally-occurring, in situ shale, were free of any accumulation of excessive debris and soil. It was also observed that the mechanisms that were placed at the OB Grounds to prevent surface water flow from entering the spillways were still present and functional.

5.2 August 2010

A visual inspection of the Reeder Creek streambed was conducted on August 5, 2010 at locations adjacent, downgradient, and upgradient to the OB Grounds. Locations downgradient and adjacent to the OB Grounds consisted of exposed bedrock streambeds with no observable sediment. However, a thin, brown slime-like material measuring only a few millimeters thick was observed in various segments of the creek in areas (depth >6 inches). These locations were typically associated with downstream bedrock outcrops which allow the creek water to pool until the water level exceeds the height of the outcrop and then flows over the top of the outcrop. The brown slime-like material was not observed beyond the outcrop overflow points.

No evidence was observed of material collapsing into the creek, with the exception an area beneath the eastern edge of the OB/OD Grounds access road (Grid Cell S10). Erosion in Grid Cell S10 was due to the undermining of the paved access road: this material's source was from the subgrade to the paved access road and was not from the OB Grounds soil cover. The issue was addressed in September 2010 as discussed in Section 4.1 of this report.

5.3 October 2011

A visual inspection of the Reeder Creek streambed was conducted on October 6, 2011 at locations adjacent, downgradient, and upgradient to the OB Grounds. Per the requirements set forth in the Site-Specific Health and Safety Plan, personal protective equipment and any additional health and safety equipment was used as appropriate.

Conditions at locations downgradient and adjacent to the OB Grounds were generally observed to be exposed bedrock streambed covered with thin, brown slime-like material similar to what was observed during previous annual inspections, with isolated pockets of sediment. Based on field observations the source of the sediment is believed to be from decomposition of leaves that have accumulated within the creek in addition to tree branches that were part of the former beaver dam. The portion of the Reeder Creek streambed from the OD Grounds to upgradient of OB Grounds was accessible due to low water levels in the creek, with occasional exposed areas of the creek bed readily observable.

Field notes from the October 6, 2011 Reeder Creek inspection are provided in **Appendix B**. Photos of Reeder Creek were taken to document the exposed bedrock streambed and the current condition of the creek's banks. Photo locations are shown on **Figure 14**, and Photo #01 through Photo #23 are provided in **Appendix C**.

The inspection started at the downgradient section of Reeder Creek within the adjacent OD Grounds and proceeded upstream inspecting the embankments and creek bottom. Sediment was observed downgradient of the OB Grounds in areas that were outside the prior creek bed excavation areas. The thin brown slime-like material measuring only a few millimeters thick was previously observed in limited locations of the creek (deeper than 6 inches), but was observed in nearly all sections of the bedrock streambed during the October 2011 inspection (**Photos # 5, 8, 10, 18, and 21**). The only areas where the thin, brown, slime-like material was absent were areas of fast-moving water over bedrock outcrops (**Photos #9 and 19**). Representative photographs of the general creek conditions and occurrence of sediment in the creek were taken. Descriptions of the photos and corresponding photo numbers are as follows:

- a bedrock outcrop allows for pooling until the outcrop is overtopped (**Photos 6 and 7**);
- washout of existing creek embankment material (**Photos 12 and 13**);
- accumulation of leaves due to thick vegetation (**Photo 15**); and
- collection of tree branches upgradient of the former beaver dam (**Photo 22**).

Decomposition appears to be the source of the sediment versus soil transport. Mats of dead leaves were observed covering the creek bottom in several locations; these were typically stretches of the creek surround by thick vegetation. The sediment released bubbles when a walking stick was inserted into the sediment matrix, and no residue was typically found on the tip of the walking stick. The other decomposition source was localized upgradient of the former beaver dam. Leaves and tree branches of

various size littered the bottom of the creek bed in the area between monitoring wells MW23-1 and MW23-2. Once again, bubbles were released from the sediment matrix when poked, however residual material was present on the tip of the walking stick. Sediment was also observed in sections of the creek where pooling was allowed due to a bedrock outcrop; in these cases the sediment source is suspected to be upstream decomposition that settles out of water column in these pooled sections.

The banks of Reeder Creek were inspected for evidence of material collapsing into the creek. The northeast bank of Reeder Creek (non OB Grounds side) generally exhibited similar conditions as the southwest bank, although several locations where deer trails descend the creek bank had visible signs of sidewall material collapse, migration, and accumulation down in the creek bed. These locations appeared to be solely related to deer activity and not from surface water run-off.

Examination of the spillways where surface water from the OB Grounds to Reeder Creek found that no visible evidence that overland surface water flow had transported soils from the OB Grounds into Reeder Creek. The spillways were free of any accumulation of excessive debris and soil. Field observations also noted that the mechanisms that were placed at the OB Grounds to prevent surface water flow from entering the spillways were still evident and working except at the culvert between monitoring MW23-1 and MW23-2 (Grid Cell S10) where erosion of the subgrade had required repair in September 2010.

5.4 Inspection Observations

As reported above, the groundwater data collected during historic sampling events as well as during the six rounds of the Long-Term Monitoring Program show no evidence of a release of copper or lead from the OB Grounds. The prior soil cover inspections did reveal that occasional animal burrows and shallow erosion depressions were present in the cover at the contaminated soil burial areas, but none of the past noted burrow holes or depressions were sufficiently sized to allow buried soils to escape their containment. All of the noted holes and depressions were repaired in August 2008 as part of the Army's continuing maintenance activities. Other than the discussed location where material to the east of the access roadway had eroded and collapsed into the Reeder Creek (repaired September 3, 2010), there are no visible signs that OB Grounds site soils are being released via overland flow to Reeder Creek. Soil from the location that had collapsed is not located near lead contaminated soil that was interred beneath the soil cover that was constructed during the remedial action, and there is no indication that soils from the west side of the access road have collapsed into the creek. As such, the Army does not see any evidence to suggest that a release of lead or copper above background levels is occurring from the OB Grounds site. The recent detections of lead in three wells (MW23-4, MW23-5, and MW23-6) below the action level were located on the western edge of the OB Grounds (MW23-4 and MW23-5) and south of the OB Grounds (MW23-6). The absence of detectable concentrations of lead and copper in the three wells (MW23-1, MW23-2, and MW23-3) immediately adjacent to Reeder Creek supports the observation that Reeder Creek has not been impacted by lead or copper.

Based on these data and this information, the Army has not conducted sediment sampling and analysis of Reeder Creek as part of the long-term monitoring at the OB Grounds. The Army will conduct another visual inspection of the creek bed and spillways connecting the OB Grounds to Reeder Creek during the next scheduled annual monitoring event, and if evidence of overland transport of soil or groundwater migration of contaminants from the OB Grounds to Reeder Creek is identified, a plan will be prepared and submitted for approval which will identify a sediment monitoring program that will be conducted.

6.0 LONG-TERM MONITORING CONCLUSIONS AND RECOMMENDATIONS

The following conclusions can be made based on the results of the sixth round of LTM at the OB Grounds:

- Residual lead and copper concentrations remaining in the soils have not impacted groundwater at, or in the immediate vicinity of, the Site above the applicable action levels.
- The integrity of the vegetated soil cover overlying interred contaminated soils at the Site was intact and there was no evidence that terrestrial wildlife are exposed or will be exposed to the lead-contaminated soils interred below the 9-inch soil cover.
- The washout area noted during in Grid Cell L7 in (identified as L8 in 2008 Report) during the February and May 2008 inspections and in the August 2010 inspection was observed again during the 2011 soil cover inspection. As discussed in Section 4.2 the washout area is outside of the areas where contaminated soils were interred beneath clean soil; this area therefore will not be repaired by the Army at this time. If subsequent inspections suggest that this area is becoming larger, the Army will evaluate the need for a permanent repair.
- An approximately 21-ft long area of minor erosion was observed in Grid Cell K6, outside of the area where lead-contaminated soil is interred beneath clean soil. Grid Cell K6 is located adjacent to Grid Cell J6, which is part of the soil cover, and therefore the condition of this location will be reassessed during the next inspection event to determine if corrective measures are needed.
- The Army will continue to monitor soil cover erosion, and will note any instance of cover erosion or exposed native or interred soil.
- Based on evaluation of the groundwater data and the results of the cover inspection, there is no evidence to suggest that the OB Grounds may be contributing to the degradation of sediment quality in Reeder Creek.
- The Army will continue to inspect Reeder Creek for evidence of sediment deposition and if it is observed, a sediment sampling and analysis program plan will be prepared, submitted for approval, and implemented for Reeder Creek at locations adjacent to the OB Grounds.

Based on the result of the LTM events conducted at the OB Grounds, the Army recommends continuing the monitoring frequency of once per year. As presented and summarized above, available monitoring data shows no evidence of lead or copper in the groundwater above the cleanup goals subsequent to the completion of the remedial action for the Site. These findings are consistent with the groundwater analytical results obtained during the remedial investigation stage (1990s) of work at the Site, indicating that there is no evidence of groundwater quality deterioration over approximately 15 years. Further, the annual inspections of the soil cover have shown minimal evidence of erosion or animal breaching of the

protective soil cover. Additionally, the examination of spillways connecting the OB Grounds to Reeder Creek indicate that measures performed to eliminate overland surface water flow the OB Grounds to Reeder Creek continue to exist and have been effective, as there is no indication that soil or debris from the OB Grounds is located in the spillways downgradient of the control measures. Finally, the inspections of Reeder Creek indicate that the bedrock that underlies the watercourse adjacent to the OB Grounds continues to be scoured by the perennial flow within the creek. There is no current indication that sediment is being redeposited at locations from which it was previously excavated. Therefore, due to the absence of any evidence that suggests contaminants of concern have been mobilized from the OB Grounds either via the groundwater or overland flow of storm-event waters, and due to the continued scouring of the creek bed by the perennial flow of water, there is no reason to develop or implement a sediment monitoring plan for Reeder Creek at this time.

The next LTM monitoring event, including groundwater sampling, soil cover inspection, and inspection of Reeder Creek, is scheduled to occur in 2012. Results of the 2012 monitoring efforts at the OB Grounds will be evaluated, and recommendations regarding changes to the frequency or extent of monitoring will be made at that time. Subsequent rounds of LTM for the OB Grounds are expected to continue annually thereafter, unless altered by mutual agreement of all parties.

7.0 REFERENCES

- Parsons, 1994. Final Remedial Investigation Report at the Open Burning (OB) Grounds, Seneca Army Depot Activity (3 Volumes).
- Parsons, 1999. Final Record of Decision, Open Burning (OB) Grounds, Seneca Army Depot Activity.
- Parsons, 2007. Final Long-term Monitoring Plan for the Open Burning (OB) Grounds.
- Parsons, 2009. Final OB Grounds Long-Term Monitoring Annual Report and One Year Review.
- Weston Solutions, 2005. Completion Report, Soil and Sediment Remediation Open Burning Grounds, Seneca Army Depot, Romulus, New York.

TABLES

Table 1	Site-Specific Cleanup Goals for Groundwater
Table 2	Groundwater Elevation Data
Table 3	Summary of COCs in Groundwater
Table 4	Soil Cover Inspection Log

Table 1
 Site-Specific Cleanup Goals for Groundwater
 OB Grounds LTM 2011 Annual Report
 Seneca Army Depot Activity

ANALYTES	Contract Required Quantitation Limits Water (µg/L)	Action Level Water (µg/L)
Copper	20	200
Lead	5	15

Notes:

1. Copper action level is from NYSDEC Class GA Groundwater Standard (TOGS 1.1.1, June 1998 through addendum June 2004).
2. Lead action level is from USEPA Maximum Contaminant Limit (MCL);
www.epa.gov/safewater/mcl.html#inorganic.html
3. Referenced from Table 5-1 in "Final Long-Term Monitoring Plan for the Open Burn (OB) Grounds", (Parsons, January 2007)

Table 2
Groundwater Elevation Data
OB Grounds LTM 2011 Annual Report
Seneca Army Depot Activity

Monitoring Well	Top of Riser Elevation (ft)	Round 1 - November 2007			Round 2 - February 2008			Round 3 - May 2008			Round 4 - August 2008		
		Date	Depth to Groundwater (ft)	Water Level Elevation (ft)	Date	Depth to Groundwater (ft)	Water Level Elevation (ft)	Date	Depth to Groundwater (ft)	Water Level Elevation (ft)	Date	Depth to Groundwater (ft)	Water Level Elevation (ft)
MW23-1	622.64	11/20/2007	12	610.635	02/25/2008	11.46	611.175	05/20/2008	11.63	611.005	08/25/2008	12.10	610.54
MW23-2	622.28	11/20/2007	9.6	612.68	02/25/2008	8.78	613.5	05/20/2008	9.17	613.11	08/25/2008	9.84	612.44
MW23-3	619.18	11/20/2007	10.8	608.381	02/25/2008	9.24	609.941	05/20/2008	9.68	609.501	08/25/2008	10.59	608.59
MW23-4	637.11	11/20/2007	8.6	628.507	02/25/2008	3.2	633.907	05/20/2008	4.14	632.967	08/25/2008	7.82	629.29
MW23-5	639.47	11/20/2007	7	632.472	02/25/2008	2.85	636.622	05/20/2008	5.19	634.282	08/25/2008	8.33	631.14
MW23-6	632.59	11/20/2007	8.35	624.244	02/25/2008	3.78	628.814	05/20/2008	5.54	627.054	08/25/2008	10.08	622.51

Monitoring Well	Top of Riser Elevation (ft)	Round 5 - August 2010			Round 6 - October 2011			Historical Data			
		Date	Depth to Groundwater (ft)	Water Level Elevation (ft)	Date	Depth to Groundwater (ft)	Water Level Elevation (ft)	Groundwater Elevation (ft)			Well Depth (ft)
								Maximum	Minimum	Range	
MW23-1	622.64	08/02/2010	12.06	610.58	10/03/2011	11.57	611.07	611.18	610.54	0.64	15.50
MW23-2	622.28	08/02/2010	9.4	612.88	10/03/2011	6.84	615.44	615.44	612.44	3.00	15.50
MW23-3	619.18	08/02/2010	9.97	609.21	10/03/2011	9.31	609.87	609.94	608.38	1.56	15.50
MW23-4	637.11	08/02/2010	5.81	631.30	10/03/2011	4.47	632.64	633.91	628.51	5.40	17.50
MW23-5	639.47	08/02/2010	7.51	631.96	10/03/2011	5.22	634.25	636.62	631.14	5.48	17.50
MW23-6	632.59	08/02/2010	8.79	623.80	10/03/2011	9.48	623.11	628.81	622.51	6.30	17.60

Table 3
 Summary of COCs detected in Groundwater
 OB Grounds LTM 2011 Annual Report
 Seneca Army Depot Activity

Parameter	Unit	Maximum Value	Frequency of Detection	Action Level Source	Action Level	Number of Exceedances	Number of Times Detected	Number of Samples Analyzed	OB Grounds MW23-1 GW OBLM20001 11/21/2007 SA LTM 1		OB Grounds MW23-1 GW OBLM20008 2/26/2008 SA LTM 2		OB Grounds MW23-1 GW OBLM20009 2/26/2008 DU LTM 2		OB Grounds MW23-1 GW OBLM20015 5/21/2008 SA LTM 3		OB Grounds MW23-1 GW OBLM20022 8/26/2008 SA LTM 4		OB Grounds MW23-1 GW OBLM20029 8/3/2010 SA LTM 5	
									Value	Qual	Value	Qual	Value	Qual	Value	Qual	Value	Qual	Value	Qual
Copper	UG/L	0	0%	GA	200	0	0	42	20	U	20	U	20	U	20	U	20	U	20	U
Lead	UG/L	5.4	17%	MCL	15	0	7	42	5	U	5	U	5	U	5	U	5	U	5	U
Turbidity	NTU	750	NA	NA	NA	NA	NA	NA	0		2.09		2.09		0.42		0.9		1.3	

Notes:

1. Copper action level is from NYSDEC Class GA Groundwater Standard (TOGS 1.1.1, June 1998).
 2. Lead action level is from US EPA Maximum Contaminant Limit (MCL),
 Source <http://www.epa.gov/safewater/mcl.html#inorganic.html>
 3. Round 6 samples were analyzed by SW846-6010C. Rounds 1 through 5 were analyzed using SW846-6010B.
- Qual = Qualifier
 U = compound was not detected
 J = the reported value is an estimated concentration
 NA = Not Applicable

Table 3
 Summary of COCs detected in Groundwater
 OB Grounds LTM 2011 Annual Report
 Seneca Army Depot Activity

Parameter	Unit	Maximum Value	Frequency of Detection	Action Level Source	Action Level	Number of Exceedances	Number of Times Detected	Number of Samples Analyzed	OB Grounds MW23-1		OB Grounds MW23-2		OB Grounds MW23-2		OB Grounds MW23-2		OB Grounds MW23-2		OB Grounds MW23-2			
									Value	Qual	Value	Qual	Value	Qual	Value	Qual	Value	Qual	Value	Qual		
Copper	UG/L	0	0%	GA	200	0	0	42	25	U	20	U	20	U	20	U	20	U	20	U	20	U
Lead	UG/L	5.4	17%	MCL	15	0	7	42	5	U	5	U	5	U	5	U	5	U	5	U	5	U
Turbidity	NTU	750	NA	NA	NA	NA	NA	NA	1		0		2.37		0.15		0.15		0.15		0.85	

Notes:
 1. Copper action level is from NYSDEC Class GA Groundwater Standard (TOGS 1.1.1, June 1998).
 2. Lead action level is from US EPA Maximum Contaminant Limit (MCL),
 Source <http://www.epa.gov/safewater/mcl.html#inorganic.html>
 3. Round 6 samples were analyzed by SW846-6010C. Rounds 1 through 5 were analyzed using SW846-6010B.
 Qual = Qualifier
 U = compound was not detected
 J = the reported value is an estimated concentration
 NA = Not Applicable

Table 3
 Summary of COCs detected in Groundwater
 OB Grounds LTM 2011 Annual Report
 Seneca Army Depot Activity

Parameter	Unit	Maximum Value	Frequency of Detection	Action Level Source	Action Level	Number of Exceedances	Number of Times Detected	Number of Samples Analyzed	OB Grounds MW23-2		OB Grounds MW23-3		OB Grounds MW23-3		OB Grounds MW23-3		OB Grounds MW23-3			
									Value	Qual	Value	Qual	Value	Qual	Value	Qual	Value	Qual		
Copper	UG/L	0	0%	GA	200	0	0	42	20	U	25	U	20	U	20	U	20	U	20	U
Lead	UG/L	5.4	17%	MCL	15	0	7	42	5	U	5	U	5	U	5	U	5	U	5	U
Turbidity	NTU	750	NA	NA	NA	NA	NA	NA	3.4		1.3		0		0		9.91		2	

Notes:
 1. Copper action level is from NYSDEC Class GA Groundwater Standard (TOGS 1.1.1, June 1998).
 2. Lead action level is from US EPA Maximum Contaminant Limit (MCL),
 Source <http://www.epa.gov/safewater/mcl.html#inorganic.html>
 3. Round 6 samples were analyzed by SW846-6010C. Rounds 1 through 5 were analyzed using SW846-6010B.
 Qual = Qualifier
 U = compound was not detected
 J = the reported value is an estimated concentration
 NA = Not Applicable

Table 3
 Summary of COCs detected in Groundwater
 OB Grounds LTM 2011 Annual Report
 Seneca Army Depot Activity

Parameter	Unit	Maximum Value	Frequency of Detection	Action Level Source	Action Level	Number of Exceedances	Number of Times Detected	Number of Samples Analyzed	OB Grounds MW23-3 GW OBLM20024 8/26/2008 SA LTM 4		OB Grounds MW23-3 GW OBLM20031 8/2/2010 SA LTM 5		OB Grounds MW23-3 GW OBLM20038 10/4/2011 SA LTM 6		OB Grounds MW23-4 GW OBLM20005 11/21/2007 SA LTM 1		OB Grounds MW23-4 GW OBLM20012 3/3/2008 SA LTM 2		OB Grounds MW23-4 GW OBLM20019 5/21/2008 SA LTM 3	
									Value	Qual	Value	Qual	Value	Qual	Value	Qual	Value	Qual	Value	Qual
Copper	UG/L	0	0%	GA	200	0	0	42	20	U	20	U	25	U	20	U	20	U	20	U
Lead	UG/L	5.4	17%	MCL	15	0	7	42	5	U	5	U	5	U	5	U	5.4		5	U
Turbidity	NTU	750	NA	NA	NA	NA	NA	NA	7.9		1.5		1.1		2		41.1		6.3	

Notes:
 1. Copper action level is from NYSDEC Class GA Groundwater Standard (TOGS 1.1.1, June 1998).
 2. Lead action level is from US EPA Maximum Contaminant Limit (MCL),
 Source <http://www.epa.gov/safewater/mcl.html#inorganic.html>
 3. Round 6 samples were analyzed by SW846-6010C. Rounds 1 through 5 were analyzed using SW846-6010B.
 Qual = Qualifier
 U = compound was not detected
 J = the reported value is an estimated concentration
 NA = Not Applicable

Table 3
 Summary of COCs detected in Groundwater
 OB Grounds LTM 2011 Annual Report
 Seneca Army Depot Activity

Parameter	Unit	Maximum Value	Frequency of Detection	Action Level Source	Action Level	Number of Exceedances	Number of Times Detected	Number of Samples Analyzed	OB Grounds MW23-4 GW OBLM20025 8/25/2008 SA LTM 4		OB Grounds MW23-4 GW OBLM20026 8/25/2008 DU LTM 4		OB Grounds MW23-4 GW OBLM20032 8/2/2010 SA LTM 5		OB Grounds MW23-4 GW OBLM20039 10/5/2011 SA LTM 6		OB Grounds MW23-5 GW OBLM20006 11/21/2007 SA LTM 1		OB Grounds MW23-5 GW OBLM20013 2/26/2008 SA LTM 2	
									Value	Qual	Value	Qual	Value	Qual	Value	Qual	Value	Qual	Value	Qual
Copper	UG/L	0	0%	GA	200	0	0	42	20	U	20	U	20	U	25	U	20	U	20	U
Lead	UG/L	5.4	17%	MCL	15	0	7	42	5	U	5	U	2.7	J	5	U	5	U	5	U
Turbidity	NTU	750	NA	NA	NA	NA	NA	NA	5.27		5.27		1.6		1.7		0		6.72	

Notes:
 1. Copper action level is from NYSDEC Class GA Groundwater Standard (TOGS 1.1.1, June 1998).
 2. Lead action level is from US EPA Maximum Contaminant Limit (MCL),
 Source <http://www.epa.gov/safewater/mcl.html#inorganic.html>
 3. Round 6 samples were analyzed by SW846-6010C. Rounds 1 through 5 were analyzed using SW846-6010B.
 Qual = Qualifier
 U = compound was not detected
 J = the reported value is an estimated concentration
 NA = Not Applicable

Table 3
 Summary of COCs detected in Groundwater
 OB Grounds LTM 2011 Annual Report
 Seneca Army Depot Activity

Parameter	Unit	Maximum Value	Frequency of Detection	Action Level Source	Action Level	Number of Exceedances	Number of Times Detected	Number of Samples Analyzed	OB Grounds MW23-5 GW OBLM20020 5/21/2008 SA LTM 3		OB Grounds MW23-5 GW OBLM20027 8/25/2008 SA LTM 4		OB Grounds MW23-5 GW OBLM20033 8/2/2010 SA LTM 5		OB Grounds MW23-5 GW OBLM20034 8/2/2010 DU LTM 5		OB Grounds MW23-5 GW OBLM20040 10/4/2011 SA LTM 6		OB Grounds MW23-6 GW OBLM20007 11/28/2007 SA LTM 1	
									Value	Qual	Value	Qual	Value	Qual	Value	Qual	Value	Qual	Value	Qual
Copper	UG/L	0	0%	GA	200	0	0	42	20	U	20	U	20	U	20	U	25	U	20	U
Lead	UG/L	5.4	17%	MCL	15	0	7	42	5	U	5	U	5	U	2.4	J	1.1	J	5	U
Turbidity	NTU	750	NA	NA	NA	NA	NA	NA	4.5		2.13		1		1		1.3		8	

Notes:

1. Copper action level is from NYSDEC Class GA Groundwater Standard (TOGS 1.1.1, June 1998).
 2. Lead action level is from US EPA Maximum Contaminant Limit (MCL),
 Source <http://www.epa.gov/safewater/mcl.html#inorganic.html>
 3. Round 6 samples were analyzed by SW846-6010C. Rounds 1 through 5 were analyzed using SW846-6010B.
- Qual = Qualifier
 U = compound was not detected
 J = the reported value is an estimated concentration
 NA = Not Applicable

Table 3
 Summary of COCs detected in Groundwater
 OB Grounds LTM 2011 Annual Report
 Seneca Army Depot Activity

Parameter	Unit	Maximum Value	Frequency of Detection	Action Level Source	Action Level	Number of Exceedances	Number of Times Detected	Number of Samples Analyzed	OB Grounds MW23-6 GW OBLM20014 2/26/2008 SA LTM 2		OB Grounds MW23-6 GW OBLM20021 5/20/2008 SA LTM 3		OB Grounds MW23-6 GW OBLM20028 8/26/2008 SA LTM 4		OB Grounds MW23-6 GW OBLM20035 8/3/2010 SA LTM 5		OB Grounds MW23-6 GW OBLM20041 10/5/2011 SA LTM 6		OB Grounds MW23-6 GW OBLM20042 10/5/2011 DU LTM 6	
									Value	Qual	Value	Qual	Value	Qual	Value	Qual	Value	Qual	Value	Qual
Copper	UG/L	0	0%	GA	200	0	0	42	20	U	20	U	20	U	20	U	25	U	25	U
Lead	UG/L	5.4	17%	MCL	15	0	7	42	5	U	5	U	5	U	3.6	J	1.2	J	1.5	J
Turbidity	NTU	750	NA	NA	NA	NA	NA	NA	2.84		8.2		48		10		2.1		2.1	

Notes:
 1. Copper action level is from NYSDEC Class GA Groundwater Standard (TOGS 1.1.1, June 1998).
 2. Lead action level is from US EPA Maximum Contaminant Limit (MCL),
 Source <http://www.epa.gov/safewater/mcl.html#inorganic.html>
 3. Round 6 samples were analyzed by SW846-6010C. Rounds 1 through 5 were analyzed using SW846-6010B.
 Qual = Qualifier
 U = compound was not detected
 J = the reported value is an estimated concentration
 NA = Not Applicable

Table 4
Soil Cap Inspection Log
OB Grounds LTM 2011 Annual Report
Seneca Army Depot Activity

Grid #	Round 1 - January 2008	Round 2 - February 2008	Round 3 - May 2008	Round 4 - August 2008
S8	Several 1" to 2" size mice holes were observed	No change	No change	No change
S8	Several 1" to 2" size mice holes were observed on the ground surface.	No change	No change	No change
R8	Several 1" to 2" size mice holes were observed on the ground surface.	No change	No change	A mouse hole approximately 6" wide and approximately 6" deep was observed. Hole was repaired August 2008.
Q8	2" mice hole was observed on the ground surface.	No change	No change	No change
Q8	A cluster of 1" to 2" size mice holes was observed.	No change	No change	No change
P10	A cluster of 1" to 2" size mice holes was observed.	No change	No change	No change
L9	Two mice holes approximately 6" deep	No change	No change	No change
L9	A mouse hole approximately 6" deep was observed	No change	No change	No change
L9	A mouse hole approximately 6" deep and 6" diameter was observed	No change	No change	No change
L8	Minor erosion along the edge of the soil cap from surface water flow. <i>This location should be called L7.</i>	Surface water runoff path forming. Repaired drainage path May 2008. <i>This location should be called L7.</i>	Repaired drainage path May 2008. <i>This location should be called L7.</i>	No change
I8	A mouse hole about 2" to 3" in size was observed	Vegetation spotty, large amounts of surface soil exposed. Reseeded May 2008.	Reseeded May 2008.	No change
I8	Minor erosion of the soil cap.	Surface water runoff path forming. Repaired drainage path May 2008.	Repaired drainage path May 2008.	No change
I6	A cluster of 1" to 2" size mice holes was observed.	No change	No change	No change
J6	2" mice holes were observed on the ground surface.	Short surface water drainage path; native soil not visible. Repaired drainage path May 2008.	Repaired drainage path May 2008.	No change
H9	Two mice 2" size holes was observed.	No change	No change	No change
D7	Two mice 2" size holes was observed.	No change	No change	No change
B3	A mouse hole approximately 6" wide and approximately 6" deep was observed	No change	No change	No change

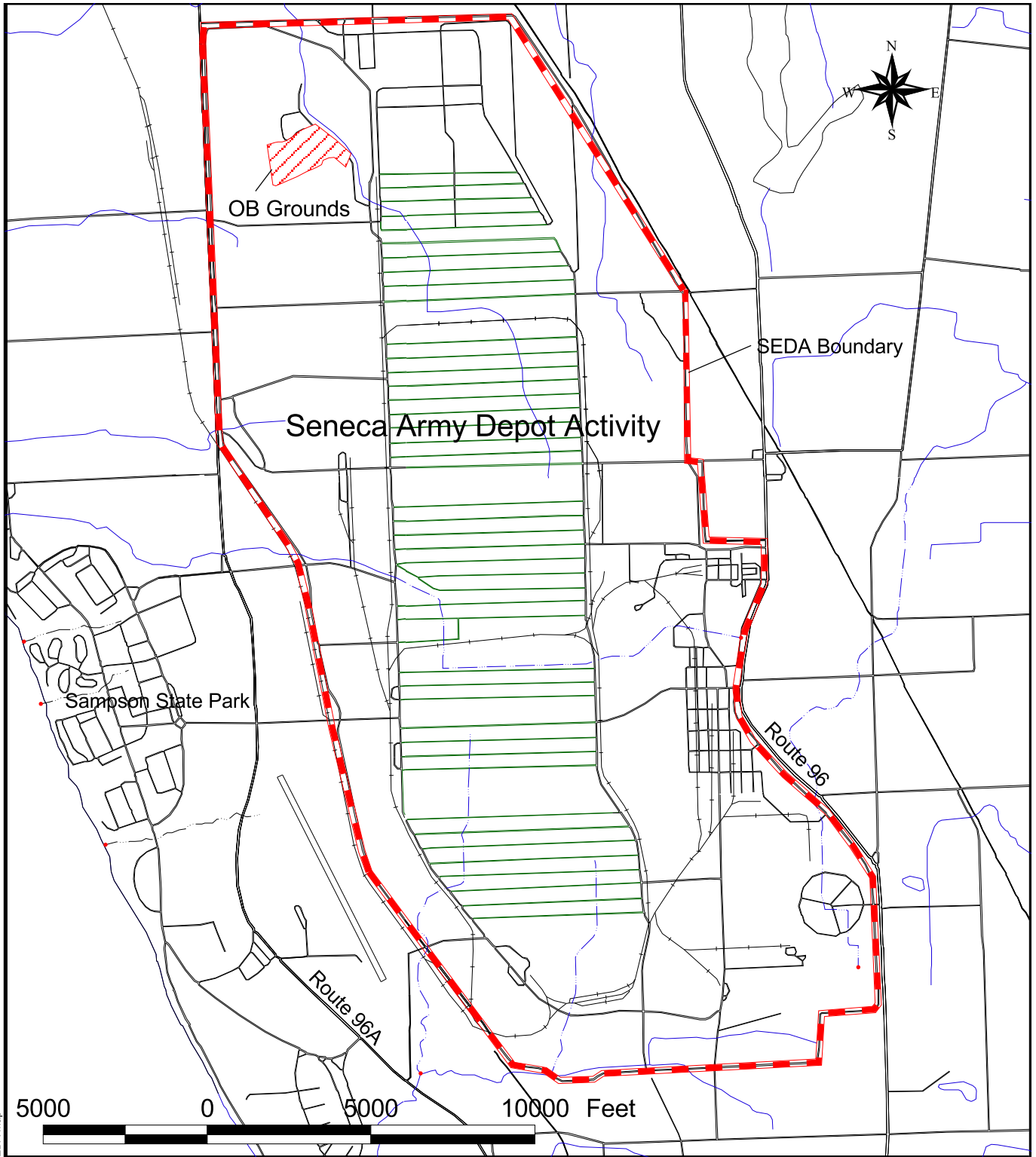
Grid #	Round 5 - August 2010	Round 6 - October 2011
S8	No animal holes were observed.	No animal holes were observed.
S8	No animal holes were observed.	No animal holes were observed.
R8	No animal holes were observed.	No animal holes were observed.
Q8	No animal holes were observed.	No animal holes were observed.
Q8	No animal holes were observed.	No animal holes were observed.
P10	No animal holes were observed.	No animal holes were observed.
L9	No animal holes were observed.	No animal holes were observed.
L9	No animal holes were observed.	No animal holes were observed.
L9	No animal holes were observed.	No animal holes were observed.
L8	Erosion of road area due to surface water flow. <i>This location should be called L7.</i>	No animal holes were observed.
J8	Erosion along road edge due to surface water flow off of road surface.	No animal holes were observed.
J8	Erosion around a culvert outlet due to surface water flow off of road surface.	No animal holes were observed.
I8	No animal holes were observed.	Surface soil erosion previously observed along ditchline from surface water runoff, erosion 3-4 inches deep or less.
I6	No animal holes were observed.	No animal holes were observed.
J6	No animal holes were observed.	No animal holes were observed.
H9	No animal holes were observed.	No animal holes were observed.
D7	No animal holes were observed.	No animal holes were observed. Patch of sparse vegetation 70' by 70'.
B3	No animal holes were observed.	No animal holes were observed.

Notes:


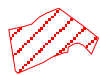
1. All grids capped areas were inspected. Grids with no signs of erosion or other disturbances to the cover are not included in this log.
2. The Army repaired the washout areas noted above, and reseeded areas with sparse vegetation on or before May 22, 2008.

FIGURES

- Figure 1 SEDA Site Map and AOC Location
- Figure 2 Open Burning Grounds Site Map
- Figure 3 Historic Groundwater Contours with October 2011 Elevations
- Figure 4 Groundwater Elevation Profile
- Figure 5 Concentrations of Lead and Copper at MW23-1
- Figure 6 Concentrations of Lead and Copper at MW23-2
- Figure 7 Concentrations of Lead and Copper at MW23-3
- Figure 8 Concentrations of Lead and Copper at MW23-4
- Figure 9 Concentrations of Lead and Copper at MW23-5
- Figure 10 Concentrations of Lead and Copper at MW23-6
- Figure 11 Open Burning Grounds Soil Cover Areas and Well Locations
- Figure 12 Reeder Creek Inspection Photo Locations (October 2011)



O:\Seneca\Depot Survey\site_location_in_seda.apr\Fig OB SEDA Map

-  Approximate Boundary of SEDA Site
-  Approximate Boundary and extent of OB Grounds

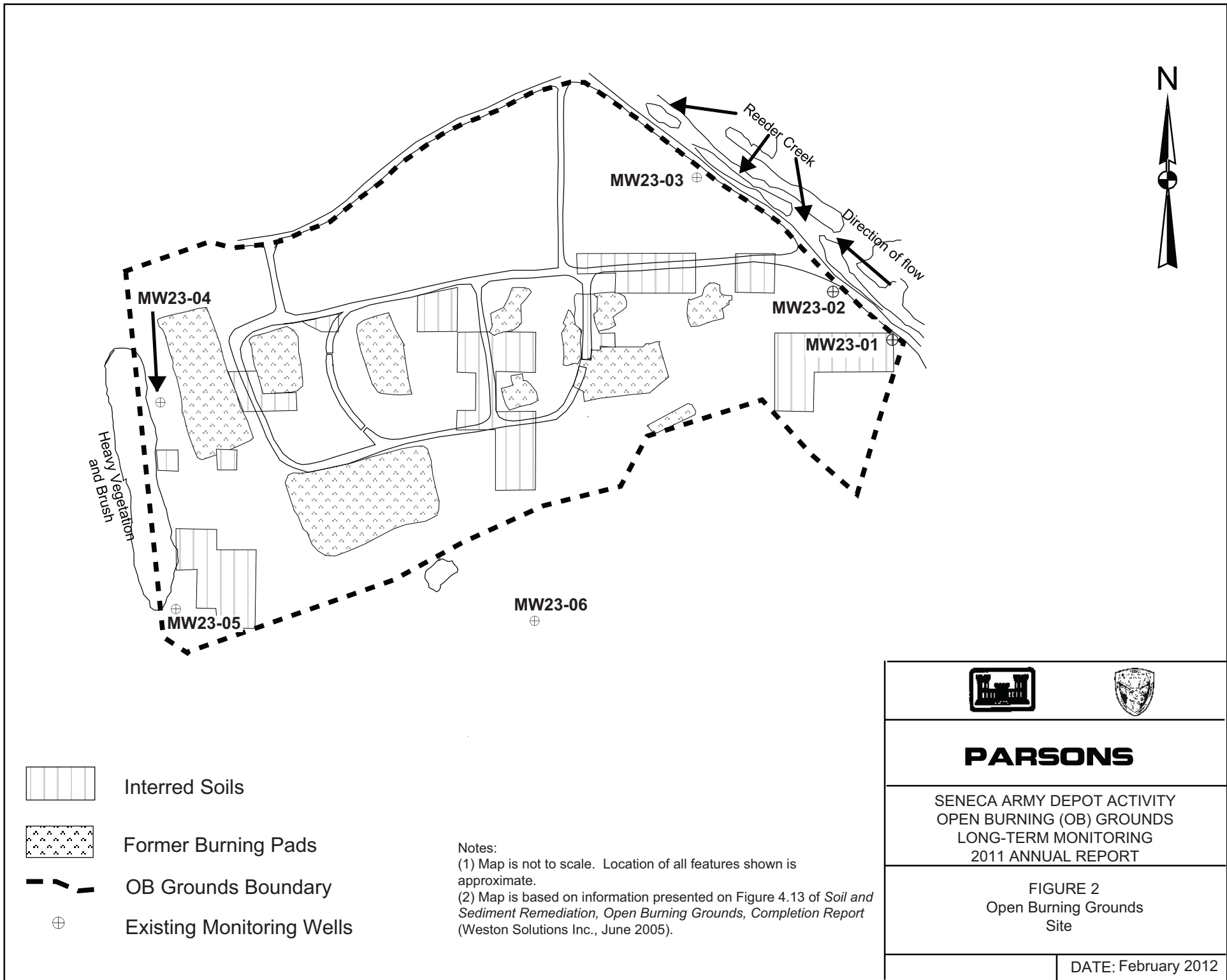


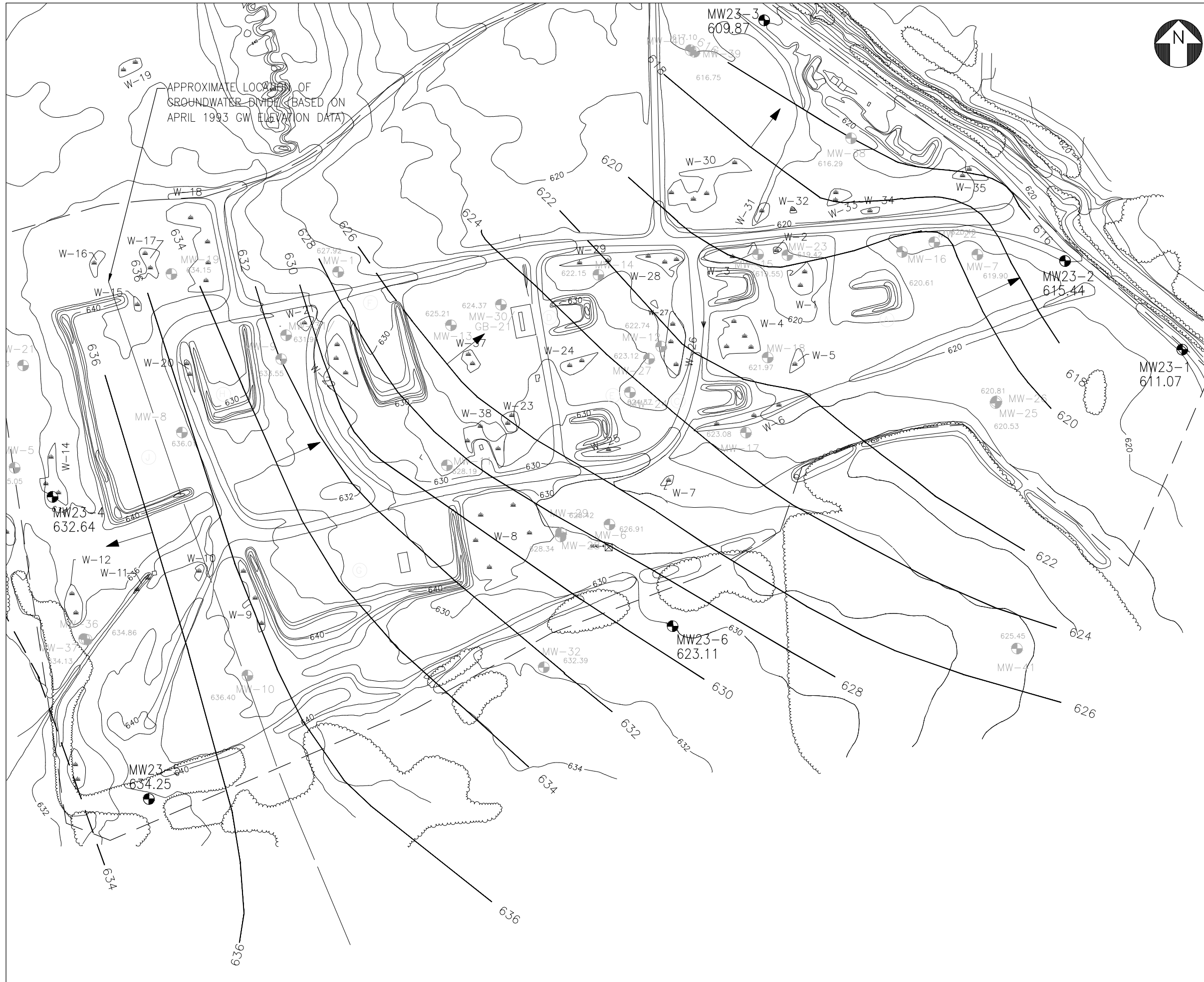
CLIENT / PROJECT TITLE
SENECA ARMY DEPOT
 OPEN BURNING (OB) GROUNDS
 LTM 2011 ANNUAL REPORT

DEPT.
 ENVIRONMENTAL REMEDIATION

Figure 1
 SEDA Site Map and AOC Location










DATE
 FEBRUARY 2012

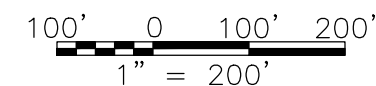




APPROXIMATE LOCATION OF GROUNDWATER DIVIDE (BASED ON APRIL 1993 GW ELEVATION DATA)



- LEGEND:
-  BURNING PAD DESIGNATION
 -  PAD OR GRID BORING
 -  TOPOGRAPHICAL CONTOURS
 -  W-1 WETLAND & DESIGNATION
 -  611.01 CURRENT MONITORING WELL LOCATION WITH OCTOBER 2011 LTM DATA
 -  611.01 HISTORICAL MONITORING WELLS WITH APRIL 1993 DATA
 -  618 HISTORIC GROUNDWATER ELEVATION CONTOUR (APRIL 1993) MSL DATUM
 -  GENERAL GROUNDWATER FLOW DIRECTION
 -  APPROXIMATE BOUNDARY AND EXTENT OF OB GROUNDS



PARSONS
PARSONS ENGINEERING SCIENCE, INC.

CLIENT/PROJECT TITLE
SENECA ARMY DEPOT ACTIVITY
 OPEN BURNING (OB) GROUNDS
 LONG-TERM MONITORING 2011 ANNUAL REPORT

DEPT. ENVIRONMENTAL ENGINEERING Dwg. No. 747547

FIGURE 3
 HISTORIC GROUNDWATER CONTOURS AND
 OCTOBER 2011 GROUNDWATER ELEVATIONS

SCALE 1" = 200' DATE MARCH 2012 REV A

Figure 4
 OB Grounds Groundwater Elevation
 OB Grounds LTM 2011 Annual Report
 Seneca Army Depot Activity

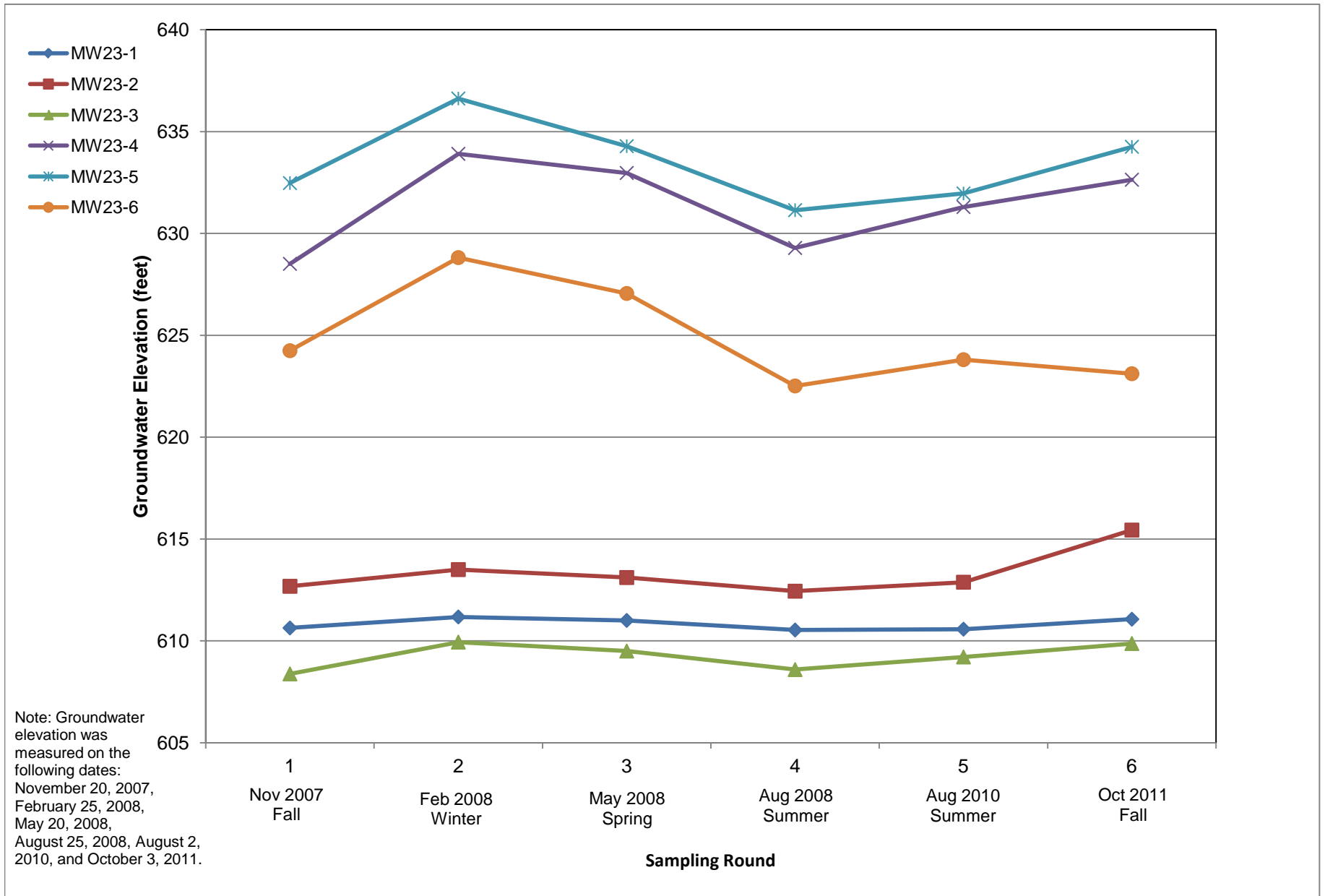
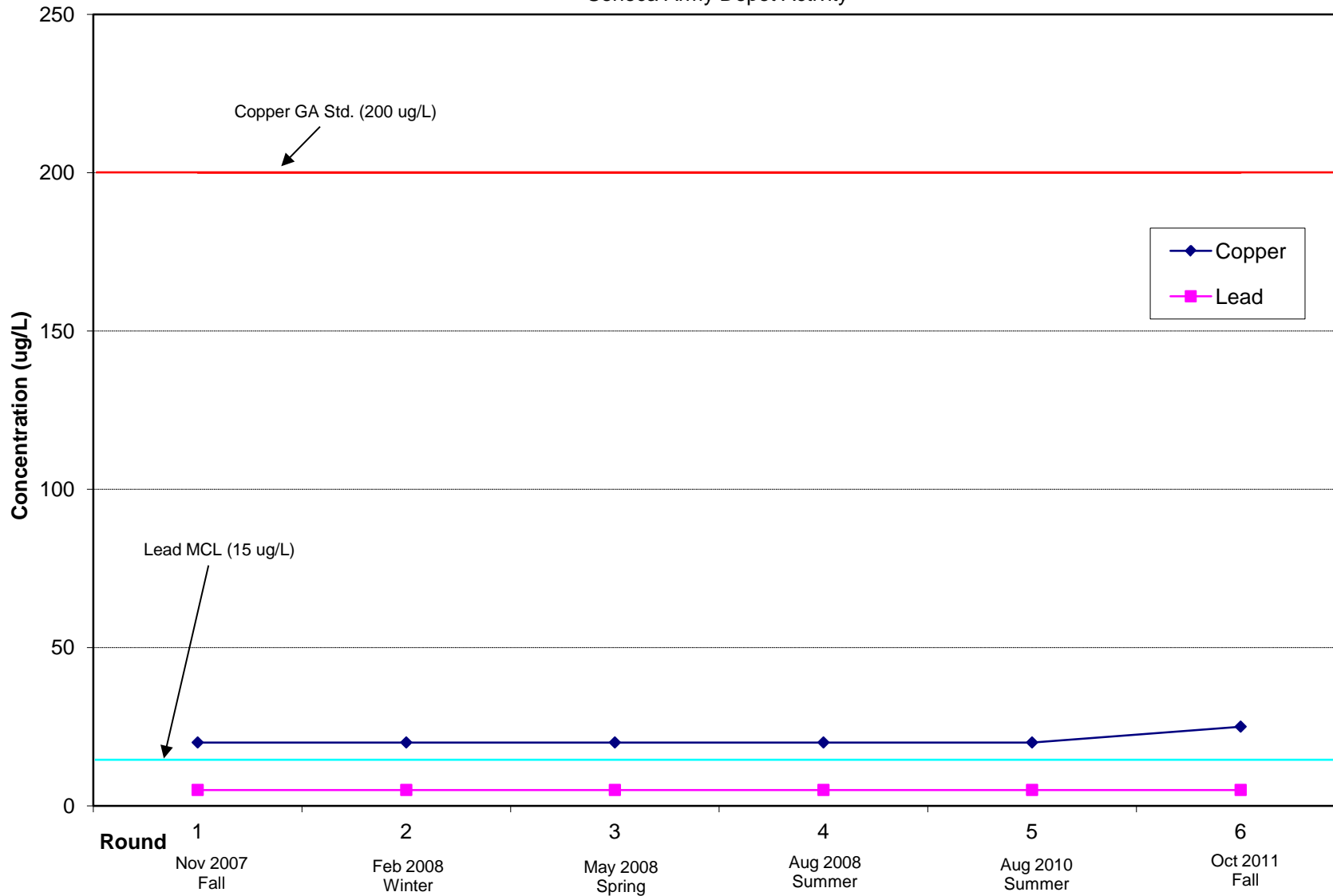
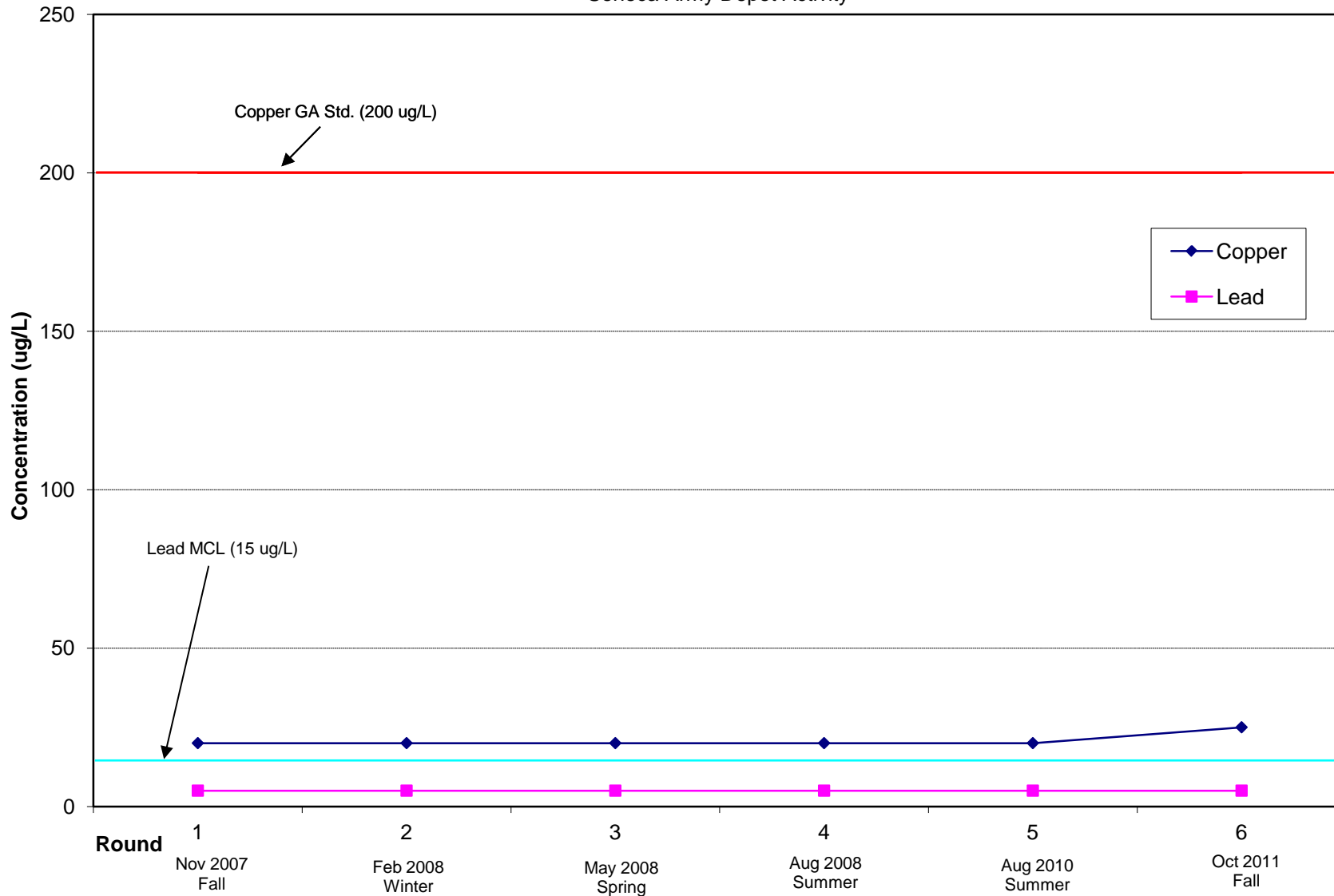


Figure 5
 Concentrations of Lead and Copper at MW23-1
 OB Grounds LTM 2011 Annual Report
 Seneca Army Depot Activity



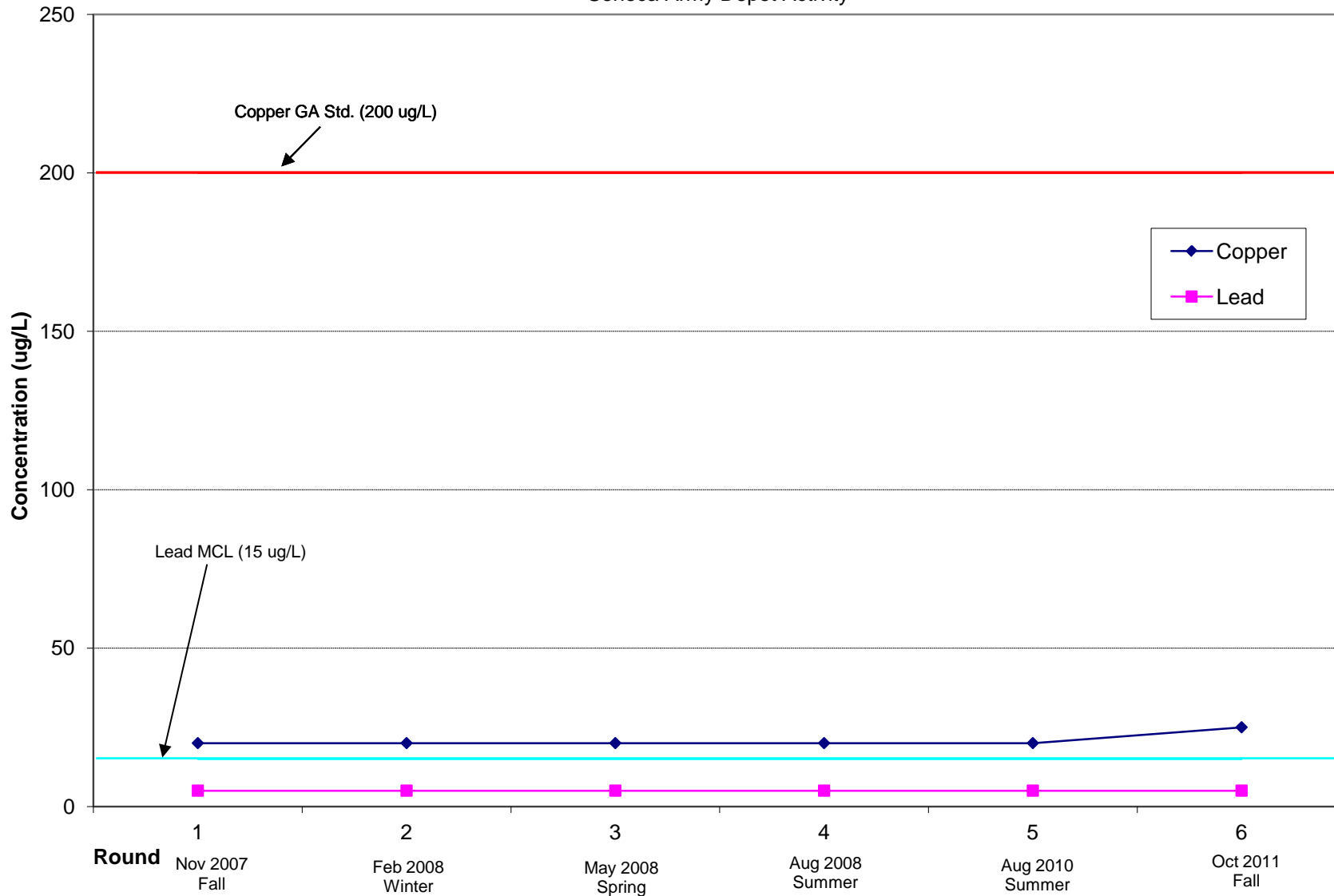
Note: Groundwater samples were collected on the following dates: November 21, 2007, February 25, 2008, May 21, 2008, August 26, 2008, August 2, 2010, and October 3, 2011. Groundwater sampling was performed quarterly through August 2, 2010, and annually thereafter. All copper and lead concentrations in groundwater were below detection limits.

Figure 6
 Concentrations of Lead and Copper at MW23-2
 OB Grounds LTM 2011 Annual Report
 Seneca Army Depot Activity



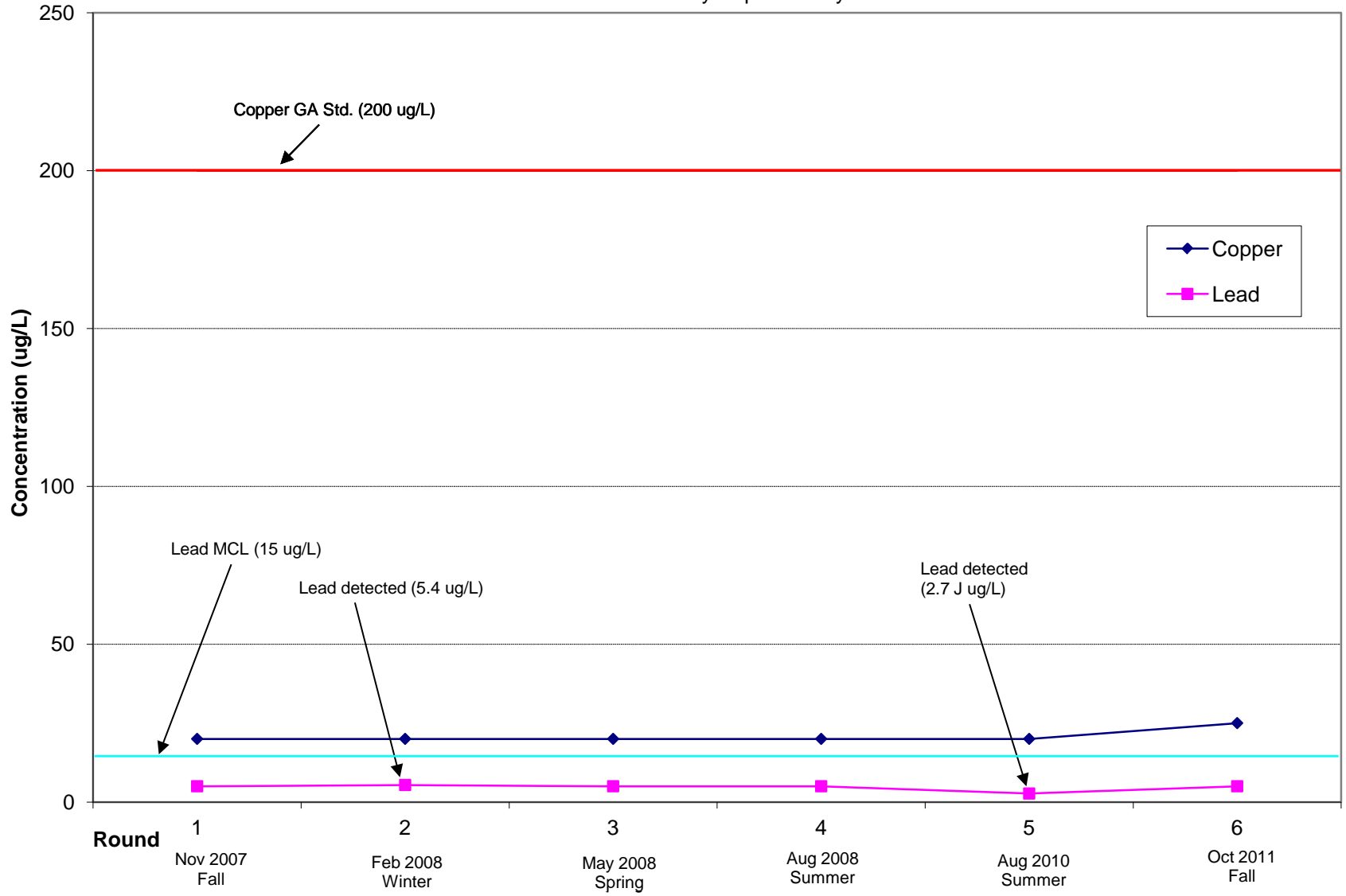
Note: Groundwater samples were collected on the following dates: November 21, 2007, February 25, 2008, May 21, 2008, August 26, 2008, August 2, 2010, and October 3, 2011. Groundwater sampling was performed quarterly through August 2, 2010, and annually thereafter. All copper and lead concentrations in groundwater were below detection limits.

Figure 7
 Concentrations of Lead and Copper at MW23-3
 OB Grounds LTM 2011 Annual Report
 Seneca Army Depot Activity



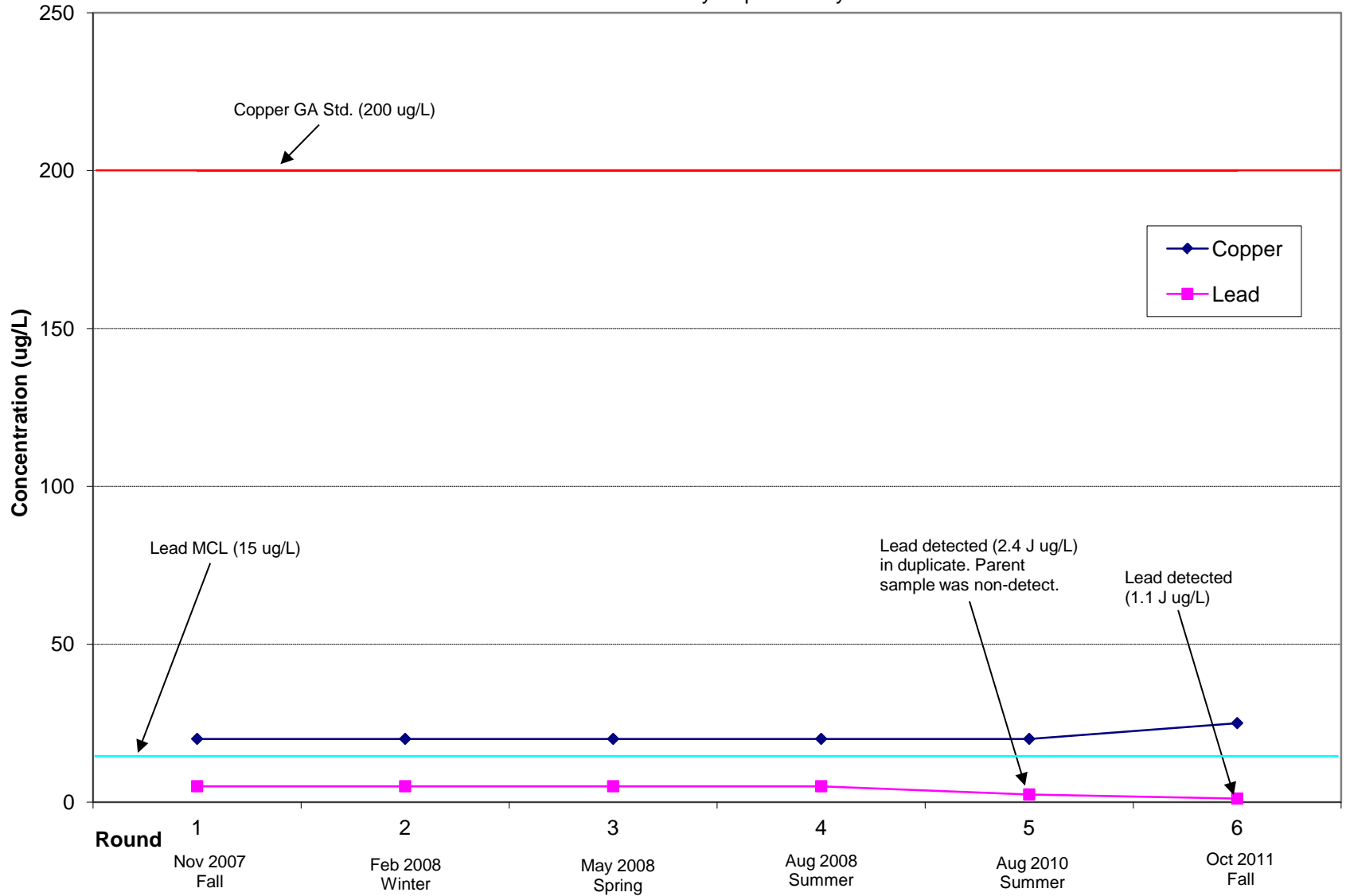
Note: Groundwater samples were collected on the following dates: November 21, 2007, February 25, 2008, May 21, 2008, August 26, 2008, August 2, 2010, and October 3, 2011. Groundwater sampling was performed quarterly through August 2, 2010, and annually thereafter. All copper and lead concentrations in groundwater were below detection limits.

Figure 8
 Concentrations of Lead and Copper at MW23-4
 OB Grounds LTM 2011 Annual Report
 Seneca Army Depot Activity



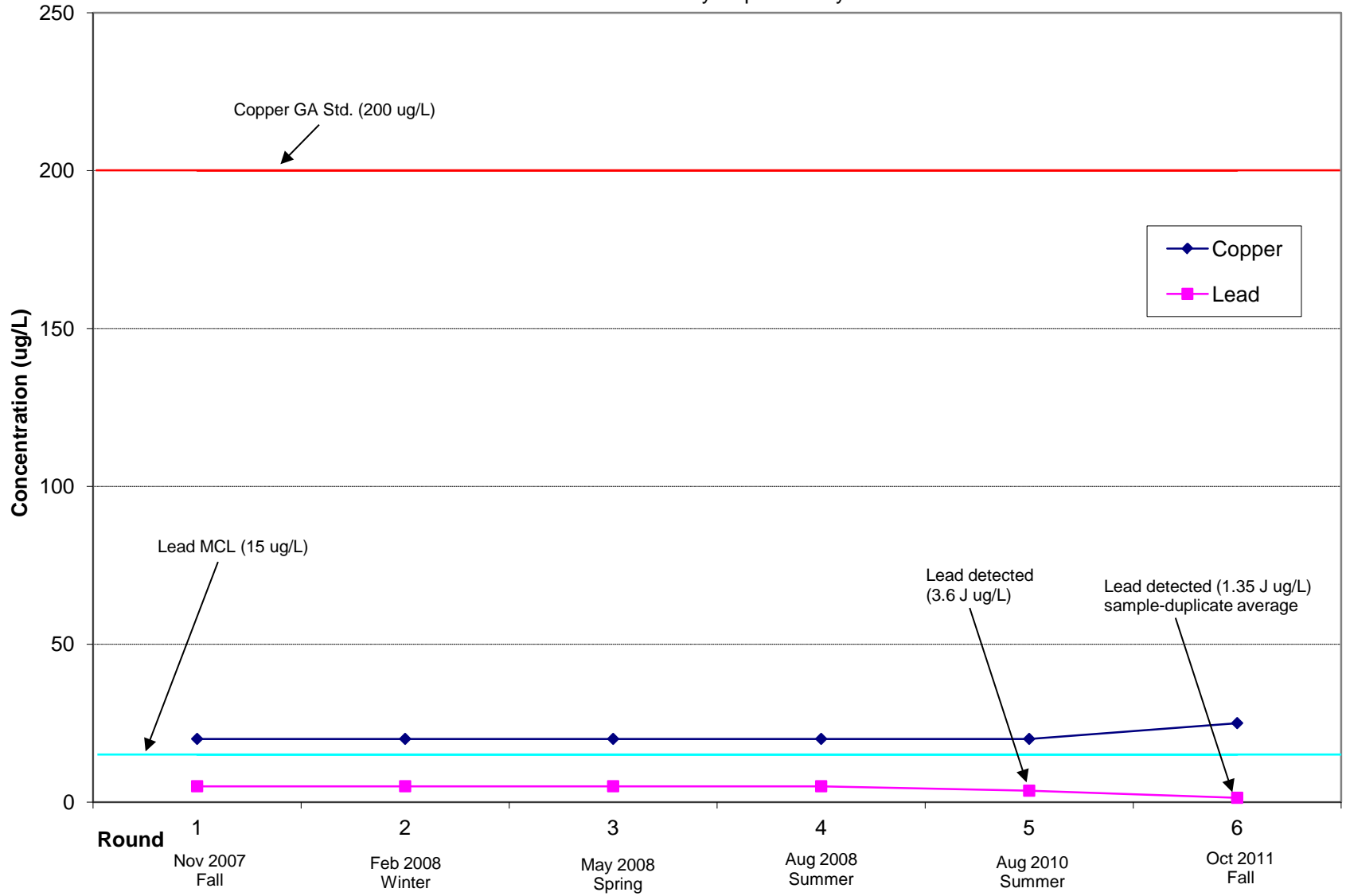
Note: Groundwater samples were collected on the following dates: November 21, 2007, February 25, 2008, May 21, 2008, August 26, 2008, August 2, 2010, and October 3, 2011. Groundwater sampling was performed quarterly through August 2, 2010, and annually thereafter. All copper and lead concentrations in groundwater were below detection limits except where otherwise noted.

Figure 9
 Concentrations of Lead and Copper at MW23-5
 OB Grounds LTM 2011 Annual Report
 Seneca Army Depot Activity



Note: Groundwater samples were collected on the following dates: November 21, 2007, February 25, 2008, May 21, 2008, August 26, 2008, August 2, 2010, and October 3, 2011. Groundwater sampling was performed quarterly through August 2, 2010, and annually thereafter. All copper and lead concentrations in groundwater were below detection limits except where otherwise noted.




Figure 10
 Concentrations of Lead and Copper at MW23-6
 OB Grounds LTM 2011 Annual Report
 Seneca Army Depot Activity





Note: Groundwater samples were collected on the following dates: November 21, 2007, February 25, 2008, May 21, 2008, August 26, 2008, August 2, 2010, and October 3, 2011. Groundwater sampling was performed quarterly through August 2, 2010, and annually thereafter. All copper and lead concentrations in groundwater were below detection limits except where otherwise noted.

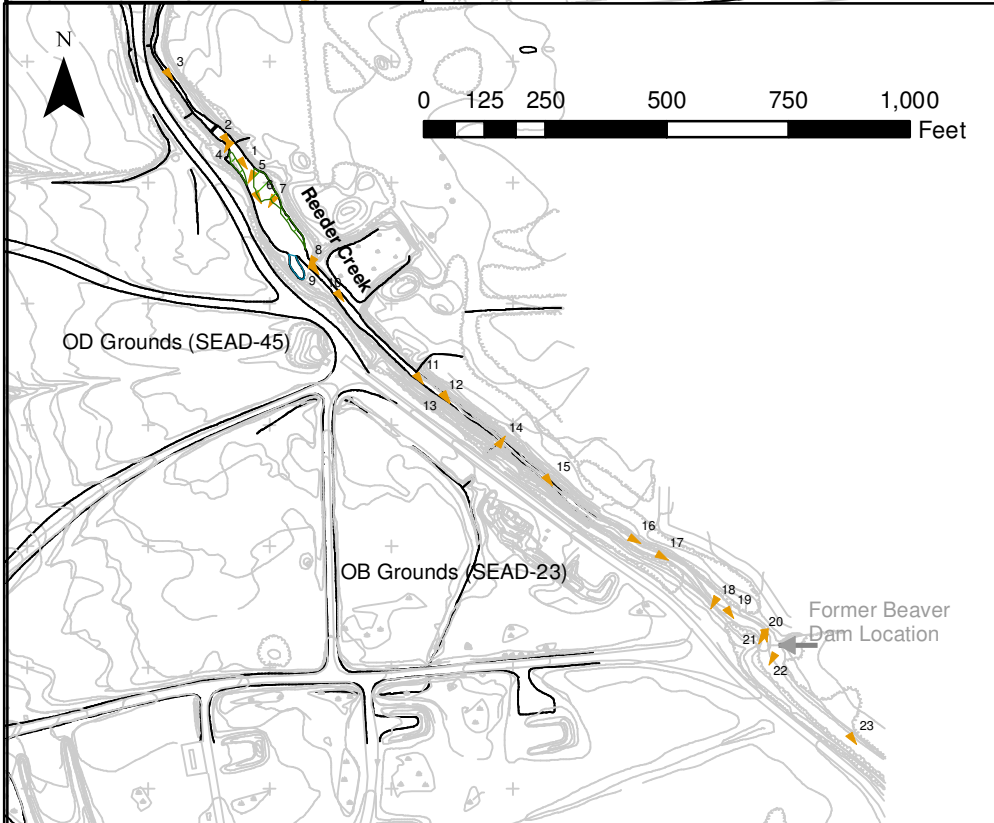
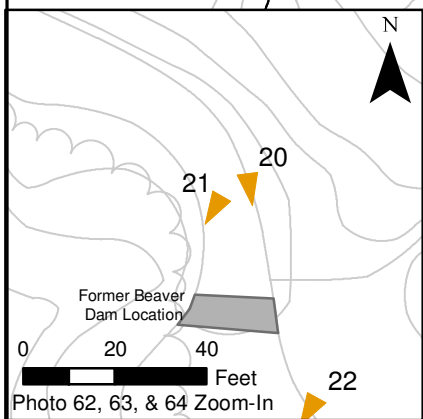
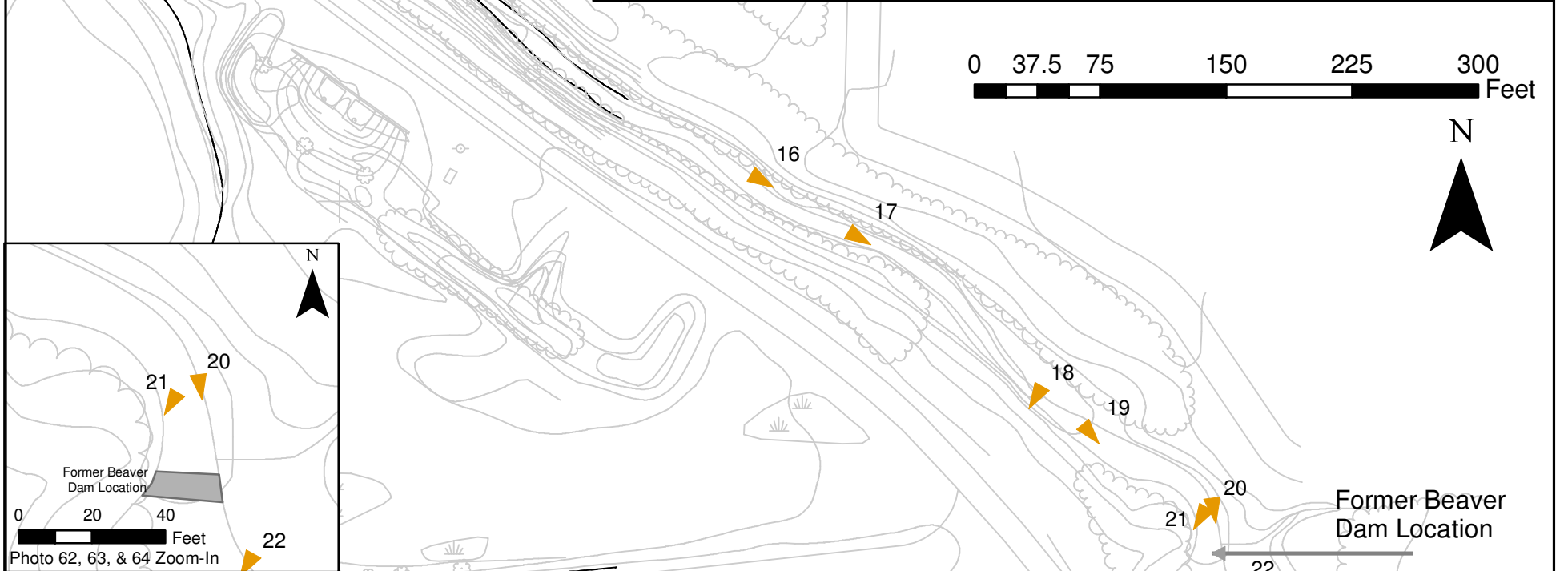


LEGEND



-  WELLS INSTALLED AUGUST 2004
-  AREA OF 9-INCH SOIL COVER
-  APPROXIMATE BOUNDARY AND EXTENT OF OB GROUNDS

- NOTES:**
1. THE SOIL COVER AND GRID LOCATIONS WERE PROVIDED BY WESTON SOLUTIONS, INC. (JUNE 2005)
 2. THE FIGURE IS NOT TO SCALE. THE AERIAL IMAGE IMPORTED FROM WWW.BING.COM IS ASKEW AND DOES NOT PERFECTLY ALIGN WITH THE BASEMAP.

	PARSONS	
<small>CLIENT/PROJECT TITLE</small>		
SENECA ARMY DEPOT OPEN BURNING GROUNDS LONG-TERM MONITORING 2011 ANNUAL REPORT		
<small>DEPT.</small>	<small>Dwg. No.</small>	
ENVIRONMENTAL ENGINEERING	747547-01100	
FIGURE 11		
OPEN BURNING GROUNDS SOIL COVER AREAS AND WELL LOCATIONS		
<small>SCALE</small>	<small>DATE</small>	<small>REV</small>
N.T.S.	MARCH 2012	-



- Legend**
- 1 ▲ Photo Location with directional arrow and Photo #
 - MW23-1 ● Monitoring Well
 - ▭ OB Grounds Boundary
 - ▭ Stagnant Pooling Area
 - ▭ Vegetation Embankment

 	
PARSONS SENECA ARMY DEPOT ACTIVITY Open Burning Grounds LTM 2011 Annual Report	
Figure 12 Reeder Creek Inspection Photo Locations (October 6, 2011)	
March 2012	Ver 2.0
BEJ	

APPENDICES

- A Open Burning Grounds Round 6 Field Forms
- B Field Log of October 2011 Reeder Creek Inspection
- C Reeder Creek Inspection Photos (October 2011)
- D Laboratory Report
- E Data Validation

APPENDIX A

OPEN BURNING GROUNDS ROUND 6 FIELD FORMS

GROUNDWATER ELEVATION REPORT

PARSONS			CLIENT:				DATE: 10/3/11	
PROJECT: 03 Grounds LTM Round 6						PROJECT NO.:		
LOCATION: 03 Grounds						INSPECTOR: BBOZ ME		
MONITORING EQUIPMENT:				WATER LEVEL INDICATOR:			COMMENTS:	
INSTRUMENT	DETECTOR	BGD	TIME	REMARKS	INSTRUMENT	CORRECTION FACTOR	Temp ~55°F overcast	
				Add 0.27' for well top				
WELL	TIME	DEPTH TO		CORRECTED WATER LEVEL	MEASURED POW	INSTALLED POW	PRODUCT SPEC GRAV	WELL STATUS / COMMENTS <small>(Leak?, Well #?, Surface Disturbance?, Riser marked?, Condition of riser, concrete, protective casing, etc.)</small>
		WATER	Well Depth PROJECT					
MW23-1	1357	11.57	15.06	15.06				
23-2	1400	6.84	14.90					
23-3	1403	9.31	14.72					
23-4	1412	4.47	17.62					
23-5	1418	5.22	17.42					missing well cap
23-6	1426	9.48	17.38					

(ALL DEPTH MEASUREMENTS FROM MARKED LOCATION ON RISER)

OB GW SAMPLING RECORD

SAMPLING RECORD - GROUNDWATER									
SENEGA ARMY DEPOT ACTIVITY				PARSONS				WELL #: MWZ3-1	
PROJECT: OB Grounds LTM Groundwater Sampling - Round 6						DATE: 10/5/11		INSPECTORS: BBO & ME	
LOCATION: ROMULUS, NY						PUMP #: Parsons Peristaltic		SAMPLE ID #: OBLM20036	
WEATHER / FIELD CONDITIONS CHECKLIST (RECORD MAJOR CHANGES)							MONITORING		
TIME (24 HR)	TEMP (APPRX)	WEATHER (APPRX)	REL. HUMIDITY (GEN)	WIND VELOCITY (APPRX)	(FROM) DIRECTION (0 - 360)	GROUND / SITE SURFACE CONDITIONS	INSTRUMENT	DETECTOR	
21405	54	Sunny Partly cloudy		10-25	W-7E	Let	OVM-580	PID	
WELL VOLUME CALCULATION FACTORS DIAMETER (INCHES): 0.25 1 2 3 4 6 GALLONS/FOOT: 0.0026 0.041 0.163 0.367 0.654 1.47 LITERS/FOOT: 0.010 0.151 0.617 1.389 2.475 5.564						ONE WELL VOLUME (GAL) = [(POW - STABILIZED WATER LEVEL) X WELL DIAMETER FACTOR (GAL/FT)]			
HISTORIC DATA		DEPTH TO POINT OF WELL (TOC)	DEPTH TO TOP OF SCREEN (TOC)	SCREEN LENGTH (FT)	WELL DEVELOPMENT TURBIDITY	WELL DEVELOPMENT pH	WELL DEVELOPMENT SPEC COND		
		15.06 + 0.27			-	-	-		
DATA COLLECTED AT WELL SITE		PID READING (OPENING WELL)	DEPTH TO STATIC WATER LEVEL (TOC)	DEPTH TO STABILIZED WATER LEVEL (TOC)	DEPTH TO PUMP INTAKE (TOC)	PUMPING START TIME			
		--	11.77	12.0		14/12			
RADIATION SCREENING DATA		PUMP PRIOR TO SAMPLING (cps)			PUMP AFTER SAMPLING (cps)				
		-			-				
MONITORING DATA COLLECTED DURING PURGING OPERATIONS									
TIME (min)	WATER LEVEL	PUMPING RATE (ml/min)	CUMULATIVE VOL (GALLONS)	DISSOLVED OXYGEN (mg/L)	TEMP (C)	SPEC. COND (umhos)	pH	ORP (mV)	TURBIDITY (NTU)
1407	11.75	Pump & YSI Probe							
1412		Pump started							
1417	12.92	140		1.33	15.2	0.850	6.88	101	1.0
1422	11.94	152		1.40	15.3	0.852	6.81	105	5.5
1427	11.97	150		0.97	15.4	0.854	6.73	107	1.3
1432	11.98	170	~0.5 gal	0.81	15.4	0.852	6.71	93	5.3
1437	11.98	144		1.05	15.4	0.851	6.69	61	2.2
1449	11.99	162	~2.25 gal	0.69	15.3	0.857	6.71	36	1.5
1454	11.99	150		0.47	15.3	0.861	6.74	26	1.3
1504	12.0	160		0.45	15.3	0.860	6.76	22	1.2
1509	12.0	152		0.40	15.3	0.857	6.74	21	1.2
1514	12.0	156		0.32	15.3	0.857	6.76	17	1.0
1524		Sample							
1529		Started Pump & collection of post sample Geoparameters							
1534	12.00	~2.75		0.19	15.3	0.852	6.73	18	1.1
Horibatt # 1529									
YSI 95 DO meter # 3210									
Lamotte Turbidometer # 3168									
Parsons Peristaltic Pump									

OB GW SAMPLING RECORD

SAMPLING ORDER		PRESERVATIVES		BOTTLES		SAMPLE NUMBER	TIME	CHECKED BY/ DATE
				COUNT	VOLUME			
1	METALS 6010C	4 deg C	HNO3	1	500 mL	OSLM 200 36	1524	MEE 10/6/11
2								
3								
4								
5								
6								
7								
COMMENTS: (QA/QC?)								
<p>OSLM 200 36</p> <p>1524</p> <p>MEE 10/6/11</p>								
IDW INFORMATION:								
<p>OSLM 200 36</p> <p>1524</p> <p>MEE 10/6/11</p>								

OB GW SAMPLING RECORD

SAMPLING RECORD - GROUNDWATER									
SENECA ARMY DEPOT ACTIVITY					PARSONS			WELL #: <u>MW23-2</u>	
PROJECT: <u>OB Grounds LTM Groundwater Sampling - Round 6</u>					DATE: <u>10/5/11</u>		INSPECTORS: <u>DBO & AE</u>		
LOCATION: <u>ROMULUS, NY</u>					PUMP #: <u>Darson Peristaltic</u>		SAMPLE ID #: <u>OBLM20037</u>		
WEATHER / FIELD CONDITIONS CHECKLIST (RECORD MAJOR CHANGES)							MONITORING		
TIME (24 HR)	TEMP (APPRX)	WEATHER (APPRX)	REL. HUMIDITY (GEN)	WIND VELOCITY (APPRX)	WIND DIRECTION (0-360)	GROUND / SITE SURFACE CONDITIONS	INSTRUMENT	DETECTOR	
<u>1227</u>	<u>50's</u>	<u>Sun</u>		<u>10-25</u>	<u>W-7E</u>	<u>Uet</u>	<u>OVM-580</u>	<u>PID</u>	
WELL VOLUME CALCULATION FACTORS					ONE WELL VOLUME (GAL) = [(POW - STABILIZED WATER LEVEL) X WELL DIAMETER FACTOR (GAL/FT)]				
DIAMETER (INCHES):		0.25	1	2	3	4	6		
GALLONS / FOOT:		0.0026	0.041	0.165	0.367	0.654	1.47		
LITERS/FOOT		0.010	0.151	0.617	1.389	2.475	5.564		
HISTORIC DATA	DEPTH TO POINT OF WELL (TOC)	<u>14.90 + 0.27</u>		DEPTH TO TOP OF SCREEN (TOC)	SCREEN LENGTH (FT)	WELL DEVELOPMENT TURBIDITY	WELL DEVELOPMENT pH	WELL DEVELOPMENT SPEC COND	
	PID READING (OPENING WELL)			DEPTH TO STATIC WATER LEVEL (TOC)	<u>7.39</u>	DEPTH TO STABILIZED WATER LEVEL (TOC)	DEPTH TO PUMP INTAKE (TOC)	PUMPING START TIME	
RADIATION SCREENING DATA		PUMP PRIOR TO SAMPLING (cps)				PUMP AFTER SAMPLING (cps)			
MONITORING DATA COLLECTED DURING PURGING OPERATIONS L. W. Hoff									
TIME (min)	WATER LEVEL	PUMPING RATE (ml/min)	CUMULATIVE VOL (GALLONS)	YSI DISSOLVED OXYGEN (mg/L)	TEMP (°C)	SPEC. COND (umhos)	pH	ORP (mV)	TURBIDITY (NTU)
<u>1231</u>	<u>7.32</u>	<u>Pump & YSI probe in well</u>							
<u>1232</u>		<u>Pump started</u>							
<u>1240</u>	<u>8.29</u>	<u>154</u>		<u>0.16</u>	<u>17.5</u>	<u>0.686</u>	<u>7.11</u>	<u>89</u>	<u>3.4</u>
<u>1245</u>	<u>8.31</u>	<u>160</u>		<u>0.15</u>	<u>17.5</u>	<u>0.694</u>	<u>7.11</u>	<u>94</u>	<u>2.0</u>
<u>1250</u>	<u>8.41</u>	<u>152</u>		<u>0.22</u>	<u>17.4</u>	<u>0.697</u>	<u>7.14</u>	<u>98</u>	<u>1.5</u>
<u>1255</u>	<u>8.44</u>	<u>148</u>		<u>0.21</u>	<u>17.4</u>	<u>0.691</u>	<u>7.09</u>	<u>101</u>	<u>1.8</u>
<u>1300</u>	<u>8.47</u>	<u>138</u>	<u>~0.50</u>	<u>0.23</u>	<u>17.4</u>	<u>0.686</u>	<u>7.12</u>	<u>97</u>	<u>1.3</u>
<u>1305</u>	<u>8.48</u>	<u>138</u>		<u>0.23</u>	<u>17.3</u>	<u>0.679</u>	<u>7.13</u>	<u>93</u>	<u>1.2</u>
<u>1310</u>	<u>8.51</u>	<u>128</u>		<u>0.26</u>	<u>17.3</u>	<u>0.682</u>	<u>7.08</u>	<u>92</u>	<u>1.5</u>
<u>1315</u>	<u>8.53</u>	<u>146</u>		<u>0.27</u>	<u>17.3</u>	<u>0.683</u>	<u>7.12</u>	<u>86</u>	<u>5.6</u>
<u>1320</u>	<u>8.53</u>	<u>160</u>	<u>~1.5</u>	<u>0.27</u>	<u>17.3</u>	<u>0.669</u>	<u>7.06</u>	<u>85</u>	<u>1.1</u>
<u>1325</u>	<u>8.56</u>	<u>150</u>		<u>0.26</u>	<u>17.3</u>	<u>0.659</u>	<u>7.08</u>	<u>80</u>	<u>1.0</u>
<u>1330</u>	<u>8.60</u>	<u>112</u>		<u>0.28</u>	<u>17.3</u>	<u>0.662</u>	<u>7.11</u>	<u>80</u>	<u>1.0</u>
<u>1335</u>	<u>8.58</u>			<u>0.28</u>	<u>17.3</u>	<u>0.665</u>	<u>7.11</u>	<u>78</u>	<u>1.3</u>
<u>1345</u>	<u>Sample</u>								
<u>1350</u>	<u>Restarted pump for post sample Geo parameters</u>								
<u>1355</u>			<u>~2.75</u>	<u>0.25</u>	<u>17.3</u>	<u>0.656</u>	<u>7.08</u>	<u>76</u>	<u>1.0</u>
<u>Horiba US2 # 1529</u>									
<u>YSI DO # 3210</u>									
<u>Lanotte Turbidometer # 3108</u>									

OB GW SAMPLING RECORD

SAMPLING ORDER		PRESERVATIVES		BOTTLES		SAMPLE NUMBER	TIME	CHECKED BY/ DATE
				COUNT	VOLUME			
1	METALS 6010C	4 deg C	HNO3	1 x	500 mL	08011 26037	1345	MFE
2								
3								
4								
5								
6								
7								
COMMENTS: (QA/QC?)								
<p>[Faint handwritten notes and markings in the comments section]</p>								
IDW INFORMATION:								
<p>[Faint handwritten notes and markings in the IDW information section]</p>								

OB GW SAMPLING RECORD

SAMPLING RECORD - GROUNDWATER

SENECA ARMY DEPOT ACTIVITY	PARSONS	WELL #: MW23-03
PROJECT: OB Grounds LTM Groundwater Sampling - Round 6	LOCATION: ROMULUS, NY	DATE: 10/4/11
		INSPECTORS: MEE + BGO
		PUMP #: Parsons Para static pumps
		SAMPLE ID #: OBLM 20038

WEATHER / FIELD CONDITIONS CHECKLIST (RECORD MAJOR CHANGES)							MONITORING	
TIME (24 HR)	TEMP (APPRX)	WEATHER (APPRX)	REL. HUMIDITY (GEN)	WIND VELOCITY (APPRX)	WIND (FROM) DIRECTION (0 - 360)	GROUND / SITE SURFACE CONDITIONS	INSTRUMENT	DETECTOR
1412	503	Overcast		—	—	Moist	OVM-580	PID

WELL VOLUME CALCULATION FACTORS				ONE WELL VOLUME (GAL) = [POW - STABILIZED WATER LEVEL] X WELL DIAMETER FACTOR (GAL/FT)			
DIAMETER (INCHES):	0.25	1	2	3	4	6	
GALLONS / FOOT:	0.0026	0.041	0.165	0.367	0.654	1.47	
LITERS/FOOT	0.010	0.151	0.617	1.389	2.475	5.564	

HISTORIC DATA	DEPTH TO POINT OF WELL (TOC)	DEPTH TO TOP OF SCREEN (TOC)	SCREEN LENGTH (FT)	WELL DEVELOPMENT TURBIDITY	WELL DEVELOPMENT pH	WELL DEVELOPMENT SPEC COND
	14.72 + 0.27 <i>Tip of probe</i>			—	—	—
DATA COLLECTED AT WELL SITE	PID READING (OPENING WELL)	DEPTH TO STATIC WATER LEVEL (TOC)	DEPTH TO STABILIZED WATER LEVEL (TOC)	DEPTH TO PUMP INTAKE (TOC)	PUMPING START TIME	
	—	8.92			1423	
RADIATION SCREENING DATA	PUMP PRIOR TO SAMPLING (cps)			PUMP AFTER SAMPLING (cps)		
	—			—		

MONITORING DATA COLLECTED DURING PURGING OPERATIONS

TIME (min)	WATER LEVEL	PUMPING RATE (ml/min)	CUMULATIVE VOL (GALLONS)	DISSOLVED OXYGEN (mg/L)	TEMP (C)	SPEC. COND (umhos)	pH	ORP (mV)	TURBIDITY (NTU)
1422	8.83	w/ meters in							
1423		Pump started							
1430	9.04	158		0.12	17.1	0.667	7.06	-26	2.8
1435	9.08	200		0.08	17.0	0.654	6.97	-36	2.0
1440	9.09	230		0.06	16.9	0.650	6.98	-44	1.5
1445	9.11	200	~ 0.75	0.09	16.8	0.648	6.97	-48	1.1
1450	9.11	180		0.19	16.8	0.647	6.97	-49	1.2
1455	9.11	218	1.25	0.28	16.7	0.646	6.94	-48	1.3
1500	9.11			0.19	16.7	0.645	6.95	-49	1.4
1505	9.12			0.20	16.7	0.645	6.94	-49	1.4
1510	9.12	210		0.17	16.6	0.645	6.94	-50	1.1
1518									
1518 - Sample			OBLM 20038						
1523 - Dupl			BGO 10/5/11						
1527 Pump Restarted for Post sample Geoparameters									
1532	9.11		~ 2.25	0.13	16.6	0.641	6.93	-49	1.4

OB GW SAMPLING RECORD

SAMPLING ORDER		PRESERVATIVES		BOTTLES		SAMPLE NUMBER	TIME	CHECKED BY/ DATE
				COUNT	VOLUME			
1	METAES 6010C	4 deg C	HNO3	1 x	500 mL	OB L M 2 0038	1518	MEE 10/6/11
2								
3								
4								
5								
6								
7								

COMMENTS: (QA/QC?)

[Faint, illegible handwritten text in the comments section]

IDW INFORMATION:

[Faint, illegible handwritten text in the IDW information section]

Horizon V52 #1529
 YSZ 85 Do Meter # 3210
 La Motte Turbidity Probe 3185
 GW SAMPLING RECORD

SAMPLING RECORD - GROUNDWATER

SENECA ARMY DEPOT ACTIVITY		PARSONS		WELL #: MW23-4	
PROJECT: OB Grounds LTM Groundwater Sampling - Round 6				DATE: 10/5/11	
LOCATION: ROMULUS, NY				INSPECTORS: BBO & ME	
WEATHER / FIELD CONDITIONS CHECKLIST (RECORD MAJOR CHANGES)				PUMP #: Parson Peristaltic	
				SAMPLE ID #: OBLM20039	
TIME (24 HR)	TEMP (APPRX)	WEATHER (APPRX)	REL. HUMIDITY (GEN)	WIND VELOCITY (APPRX)	(FROM) DIRECTION (0 - 360)
1025	50C	Partly cloudy		10-25	W → E
				GROUND / SITE SURFACE CONDITIONS	
				Wet	
				MONITORING INSTRUMENT	
				OVM-580	
				DETECTOR	
				PID	

WELL VOLUME CALCULATION FACTORS						ONE WELL VOLUME (GAL) = [(POW - STABILIZED WATER LEVEL) × WELL DIAMETER FACTOR (GAL/FT)]	
DIAMETER (INCHES):	0.25	1	2	3	4	6	2.18 gal
GALLONS / FOOT:	0.0026	0.041	0.163	0.367	0.654	1.47	
LITERS / FOOT:	0.010	0.151	0.617	1.389	2.475	5.564	
HISTORIC DATA		DEPTH TO POINT OF WELL (TOC)	DEPTH TO TOP OF SCREEN (TOC)	SCREEN LENGTH (FT)	WELL DEVELOPMENT TURBIDITY	WELL DEVELOPMENT pH	WELL DEVELOPMENT SPEC COND
		17.62 + 0.27					
DATA COLLECTED AT WELL SITE		PID READING (OPENING WELL)	DEPTH TO STATIC WATER LEVEL (TOC)	DEPTH TO STABILIZED WATER LEVEL (TOC)	DEPTH TO PUMP INTAKE (TOC)	PUMPING START TIME	
			4.52'			1027	
RADIATION SCREENING DATA		PUMP PRIOR TO SAMPLING (cps)		PUMP AFTER SAMPLING (cps)			

MONITORING DATA COLLECTED DURING PURGING OPERATIONS

TIME (min)	WATER LEVEL	PUMPING RATE (ml/min)	CUMULATIVE VOL (GALLONS)	DISSOLVED OXYGEN (mg/L)	TEMP (C)	SPEC. COND (umhos)	pH	ORP (mV)	TURBIDITY (NTU)
1026	4.45	Pump 2	YSI Probe in well						
1027		Pump Started							
1033	5.56	124		0.04	15.4	0.739	7.82	61	14
1035	6.28	87		0.18	15.6	0.742	7.82	29	6.5
1043	6.61	108		0.18	15.7	0.731	7.77	-11	4.3
1048	7.51	116		0.17	15.8	0.721	7.69	-30	3.1
1053	7.94	110	~0.75 gal	0.16	15.8	0.713	7.62	-34	2.2
1058	8.42	104		0.18	15.9	0.712	7.63	-34	1.8
1103	8.77			0.25	15.9	0.713	7.64	-31	1.6
1108	9.09	114	1.25 gal	0.28	15.8	0.711	7.62	-21	1.4
1113	9.63	140		0.40	15.8	0.707	7.56	-13	1.2
1118	9.78	150		0.65	15.8	0.705	7.58	-8	1.5
1123	10.20	132		0.53	15.8	0.702	7.65	-4	1.4
1128	10.60			0.61	15.8	0.704	7.59	7	1.4
1133	10.91	138	~2.0 gals	0.67	15.8	0.699	7.65	10	1.6
1138	11.19	108		0.79	15.8	0.699	7.61	17	1.7
1143	11.49	112	~2.25	0.83	15.7	0.697	7.65	20	1.7
1148	11.78	110		0.87	15.7	0.695	7.60	25	1.8
1153	11.98		~2.5	0.82	15.7	0.697	7.64	25	1.7
1203			Sample Collect						
1206			Restarted pump to collect Post sample Geopora						
1211	12.35		2.75 gals	0.83	15.6	0.693	7.60	45	1.7

OB GW SAMPLING RECORD

SAMPLING ORDER		PRESERVATIVES		BOTTLES		SAMPLE NUMBER	TIME	CHECKED BY/ DATE
				COUNT/ VOLUME	TYPE			
1	METALS 6010C	4 deg C	HNO3	1 x 500 mL	HDPE	ORL M20 039	1203	MEE 10/6/11
2								
3								
4								
5								
6								
7								
COMMENTS: (QA/QC?)								
IDW INFORMATION:								

OB GW SAMPLING RECORD

SAMPLING RECORD - GROUNDWATER

SENECA ARMY DEPOT ACTIVITY

PARSONS

WELL #: MW 23-05

PROJECT: OB Grounds LTM Groundwater Sampling - Round 6
 LOCATION: ROMULUS, NY

DATE: 10/4/11
 INSPECTORS: BBO + MEE
 PUMP #: Parsons Resistatic

WEATHER / FIELD CONDITIONS CHECKLIST (RECORD MAJOR CHANGES)

TIME (24 HR)	TEMP (APPRX)	WEATHER (APPRX)	REL. HUMIDITY (GEN)	WIND (FROM)		GROUND / SITE SURFACE CONDITIONS
				VELOCITY (APPRX)	DIRECTION (0 - 360)	
1249	50'S	overcast	-	10	NEW	Moist

SAMPLE ID #: OBLA20040

MONITORING	
INSTRUMENT	DETECTOR
OVM-580	PID
N/A	N/A

WELL VOLUME CALCULATION FACTORS

DIAMETER (INCHES):	0.25	1	2	3	4	6
GALLONS / FOOT:	0.0026	0.041	0.163	0.367	0.654	1.47
LITERS / FOOT:	0.010	0.151	0.617	1.389	2.475	5.564

ONE WELL VOLUME (GAL) = (POW - STABILIZED WATER LEVEL) X WELL DIAMETER FACTOR (GAL/FT)

HISTORIC DATA	DEPTH TO POINT OF WELL (TOC)	DEPTH TO TOP OF SCREEN (TOC)	SCREEN LENGTH (FT)	WELL DEVELOPMENT TURBIDITY	WELL DEVELOPMENT pH	WELL DEVELOPMENT SPEC COND
		17.42 + 0.27 <i>probe tip</i>			-	-
DATA COLLECTED AT WELL SITE	PID READING (OPENING WELL)	DEPTH TO STATIC WATER LEVEL (TOC)	DEPTH TO STABILIZED WATER LEVEL (TOC)	DEPTH TO PUMP INTAKE (TOC)	PUMPING START TIME	
	N/A	5.43	7.19		1256	
RADIATION SCREENING DATA	PUMP PRIOR TO SAMPLING (cps)	N/A	PUMP AFTER SAMPLING (cps)	N/A		

MONITORING DATA COLLECTED DURING PURGING OPERATIONS

TIME (min)	WATER LEVEL	PUMPING RATE (ml/min)	CUMULATIVE VOL (GALLONS)	DISSOLVED OXYGEN (mg/L)	TEMP (C)	SPEC. COND (umhos)	pH	ORP (mV)	TURBIDITY (NTU)
1255	5.3	W/ 45I in well		0.3	15.1	0.720	7.04	-30	
1301	6.3	180		0.3	15.1	0.720	7.04	-30	
1304	6.58	154		0.25	15.1	0.706	7.03	-23	3.0
1308	6.91	148		0.09	15.1	0.665	7.07	-09	1.9
1319	6.95	130		0.06	15.1	0.649	7.07	-1	1.5
1318	7.01	132		0.07	15.0	0.653	7.05	7	1.3
1323	7.06	132		0.04	14.9	0.655	7.05	12	1.3
1328	7.11	132		0.05	14.8	0.660	7.06	16	1.3
1333	-	130	~1.25 gal	0.07	14.7	0.659	7.08	18	1.3
1339	7.15			0.13	14.6	0.658	7.05	23	4.3
1344	7.17			0.16	14.6	0.654	7.03	25	1.3
1349	7.19			0.18	14.5	0.660	7.03	27	1.3
1359	Sample		~2.0 gals	OBLA 20040					
1404	Restarted Pump to collect Post-Sample Seeparams								
1409	7.09			0.20	14.4	0.656	7.05	32	1.2

OB GW SAMPLING RECORD

SAMPLING ORDER	PRESERVATIVES	BOTTLES		SAMPLE NUMBER	TIME	CHECKED BY/ DATE
		COUNT/ VOLUME	TYPE			
1 METALS 6010C	4 deg C HNO3	1 x 500 ml.	HDPE	OBLM 20040	1359	MEE 10/20/11
2						
3						
4						
5						
6						
7						
COMMENTS: (QA/QC?)						
IDW INFORMATION:						

OB GW SAMPLING RECORD

SAMPLING RECORD - GROUNDWATER

SENECA ARMY DEPOSIT ACTIVITY **PARSONS** WELL #: 1423-6

PROJECT: OB Grounds LTM Groundwater Sampling - Round 6
 LOCATION: ROMULUS, NY
 DATE: 10/5/11
 INSPECTORS: BBO, ME
 PUMP #: Param Peristaltic
 SAMPLE ID #: OBLM200411
OBLM200412

WEATHER / FIELD CONDITIONS CHECKLIST (RECORD MAJOR CHANGES)							MONITORING	
TIME (24 HR)	TEMP (APPRX)	WEATHER (APPRX)	REL. HUMIDITY (GEN)	WIND VELOCITY (APPRX)	(FROM) DIRECTION (0 - 360)	GROUND / SITE SURFACE CONDITIONS	INSTRUMENT	DETECTOR
839	54	clear		10-20	N-75	wet	OVM-580	PID

WELL VOLUME CALCULATION FACTORS DIAMETER (INCHES): 0.25 1 2 3 4 6 GALLONS / FOOT: 0.0026 0.041 0.163 0.367 0.654 1.47 LITERS/FOOT: 0.010 0.151 0.617 1.389 2.475 5.564	ONE WELL VOLUME (GAL) = [(POW - STABILIZED WATER LEVEL) X WELL DIAMETER FACTOR (GAL/FT)]
---	--

HISTORIC DATA	DEPTH TO POINT OF WELL (TOC)	DEPTH TO TOP OF SCREEN (TOC)	SCREEN LENGTH (FT)	WELL DEVELOPMENT TURBIDITY	WELL DEVELOPMENT pH	WELL DEVELOPMENT SPEC COND
		17.38 + 0.27 (Tip of Probe)			-	-
DATA COLLECTED AT WELL SITE	PID READING (OPENING WELL)	DEPTH TO STATIC WATER LEVEL (TOC)	DEPTH TO STABILIZED WATER LEVEL (TOC)	DEPTH TO PUMP INTAKE (TOC)	PUMPING START TIME	
	-	9.24			0850	
RADIATION SCREENING DATA	PUMP PRIOR TO SAMPLING (cps)	-	PUMP AFTER SAMPLING (cps)	-		

MONITORING DATA COLLECTED DURING PURGING OPERATIONS LaMotte

TIME (min)	WATER LEVEL	PUMPING RATE (ml/min)	CUMULATIVE VOL (GALLONS)	DISSOLVED OXYGEN (mg/L)	TEMP (C)	SPEC. COND (umhos)	pH	ORP (mV)	TURBIDITY (NTU)
0845	9.14	Pump	YSI Probe in well						
0850		Pump Started							
0855	10.5	190		0.41	14.1	0.758	7.23	220	19
0900	11.14	132		0.30	14.5	0.742	7.33	210	+4 7.0
0905	12.0	88		0.31	14.5	0.733	7.25	198	3.4
0910	12.40	114		0.40	14.7	0.738	7.32	186	3.0
0915	12.75	108	0.5 gal	0.28	14.4	0.736	7.33	180	2.6
0920	12.70	124		0.29	14.4	0.733	7.35	175	2.0
0925	13.01	114	1 gal	0.47	14.4	0.729	7.36	171	2.4
0930	13.21	144		0.42	14.2	0.722	7.34	172	2.5
0935	13.45	-		0.47	14.2	0.722	7.30	173	1.9
0940		162	1.5 gals	0.42	14.2	0.725	7.28	174	2.1
0950		Sample							
		+MS MSD							
1000		sample	Dupe						
1005		Pump restarted to collect post-sample Geo Param							
1010	14.82		~ 2.0 gals	0.15	13.6	0.745	7.30	146	4.9
		Horiba U52 # 1529							
		YSI DO # 3210							
		LaMotte Turbidity Meter # 3108							

OB GW SAMPLING RECORD

SAMPLING ORDER		PRESERVATIVES		BOTTLES		SAMPLE NUMBER	TIME	CHECKED BY/ DATE
				COUNT	VOLUME			
1	METALS 6010C	4 deg C	HNO3	1 x	500 mL	HDPE	OBLM20041 0950	10/6/11
2							OBLM20041MS 950	MEE 10/6/11
3							OBLM20041MSD 0950	MEE 10/6/11
4							OBLM20042 1000	MEE 10/6/11
5								
6								
7								
COMMENTS: (QA/QC?)								
IDW INFORMATION:								

OB Grounds
Task Order #08
Round 6 Inspection

Date of Inspection: 10/6/11

Weather Conditions: Clear Temps 40-50's Wind NE → SW 5mph

Observations should include assessment of integrity of 9-inch soil cap placed over residual lead contaminated soil in 25 125'x125' grids.

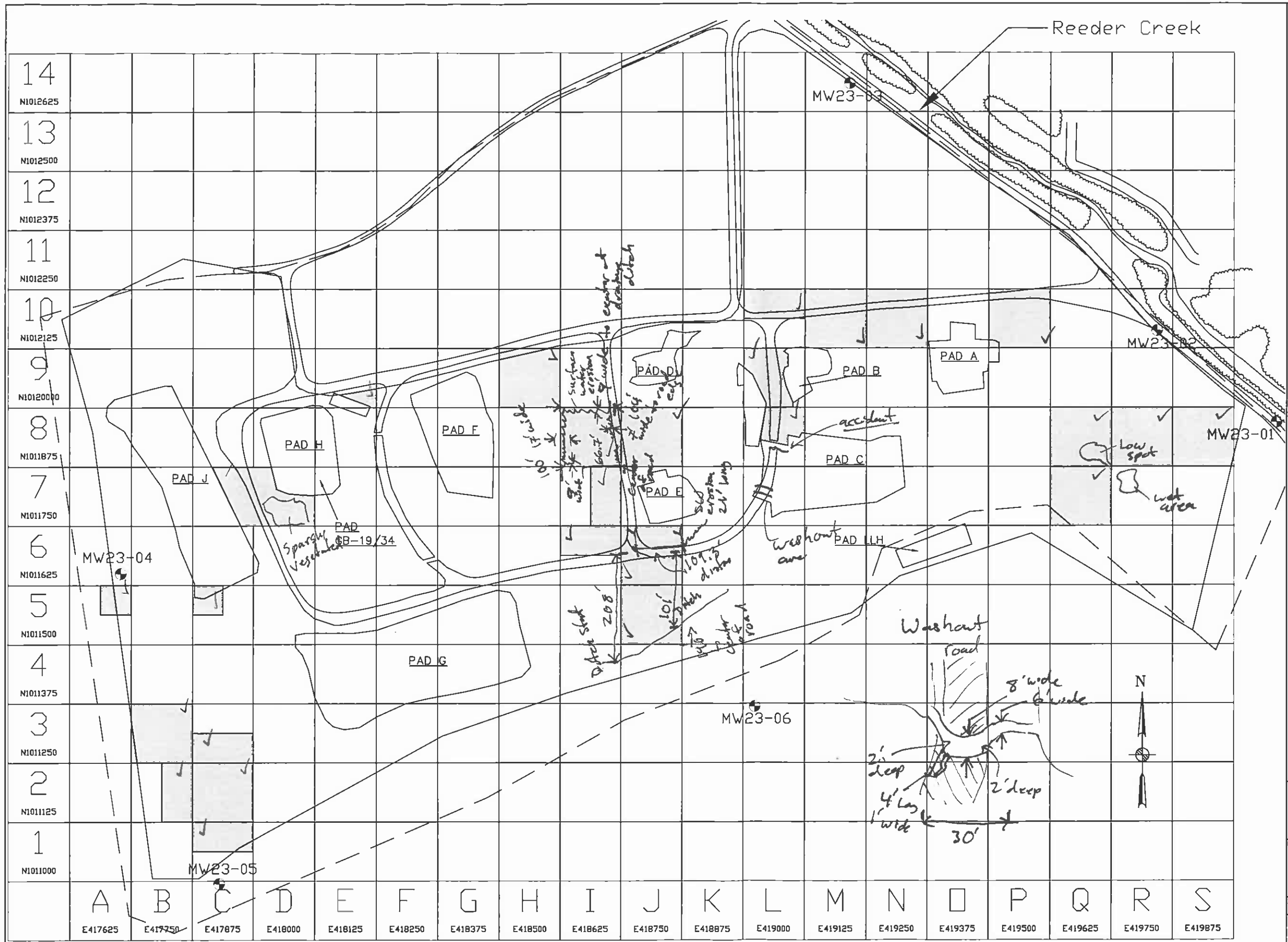
Assessment should be made with respect to caps ability to ensure that indigenous terrestrial wildlife are not exposed via direct dermal contact or incidental ingestion.

Note signs of erosion or animal burrowing to ensure underlying soils are not exposed to the environment.

	Grid No.	Observations/Location of Disturbed Soils
1	A5	no animal holes observed. Place water on ground surface on immediate area
2	C5	same as A5. Place water on ground surface in immediate area
3	B3	same as A5
4	B2	same as A5
5	C3	same as A5
6	C2	same as A5
7	C1	same as A5
8	C7	no animals ^{holes} observed. water on ground surface in immediate area
9	D7	no animal holes observed. Patch of sparsely vegetated area 70' by 70' approx size
10	E9	no animal holes observed
11	H9	no animal holes observed. Standing water in surrounding areas.
12	I6	no animal holes observed.
13	I7	no animal holes observed.
14	I8	surface soil erosion previously observed along ditch line for surface water run off, ~3-4" or less
15	J5	no animal holes observed. (Not in 35' drainage ditch cut) numerous old ruts from vehicle activity
16	J6	no same as J5 Plus, 10'± from center of road T is SW erosion 21'± long NE direction.
17	J8	no animal holes were observed. Standing water was observed. water in adjacent grids

**OB Grounds
Task Order #08
Round 6 Inspection**

	Grid No.	Observations/Location of Disturbed Soils.
18	L8	no animal holes observed, Standing water in immediate area around grid
19	L9	same as L8
20	L10	no animal holes observed Standing water in immediate area around grid
21	M10	same as L10
22	N10	same as L10
23	P10	no animal holes observed, a couple of ruts from past vehicle activity
24	Q7	no animal holes observed
25	Q8	no animal holes observed low point that drains into existing wet area
26	R8	no animal holes observed
27	S8	no animal holes observed



LEGEND

- ⚡ Wells installed August 2004
- ▭ Area of 9-inch vegetative cover over soil. Having lead concentrations between 60 and 500 mg/ug. (Remedial Action, 1999-2004)
- - - Approximate Boundary and Extent of OB Grounds

PARSONS

CLIENT/PROJECT TITLE
SENECA ARMY DEPOT
 OPEN BURNING GROUNDS
 LONG-TERM MONITORING 2010 ANNUAL REPORT

DEPT. ENVIRONMENTAL ENGINEERING Dwg. No. 747647-01100

FIGURE 11
 OPEN BURNING GROUNDS
 SOIL COVER AREAS AND WELL LOCATIONS

SCALE 1" = 200' DATE OCTOBER 2010 REV -

APPENDIX B

FIELD LOG OF OCTOBER 2011 REEDER CREEK INSPECTION

Appendix B

Transcript of Log Book notes from 10/6/2011 Reeder Creek inspection

OB Grounds LTM 2011 Annual Report

Seneca Army Depot Activity

Note: implied words or missing suffixes have been (added) to this transcription of the field notes for ease of comprehension.

1215 – Reader Creek inspection

- Started at excavation access point due east of the northern tip of OD Hill, sloped grave/shale ramp to creek.
- Sediment was observed in general along much of the creek bed, but was limited to a thin layer (less than 1 cm) that also had a slimy organic appearance and felt.
- Places where sediment appeared to accumulate were abundant in dead leaves and tree branches lying (on) the creek bottom.
- Fractured shale pieces or competent bedrock creek bottom present along creek inspection except in the North end (downgradient) into the OD Grounds, north of the entrance ramp. Other location was South of former Beaver dam, located between the OB Grounds Metal garage and concrete blocks, in Grids R10/S10 ~~to~~.
- Sediment upgradient of former Beaver Dam ~~app~~ was overlaid w / mats of tree branches possible placed by beavers. Sediment release(d) numerous bubble(s) when poked w/ stick suggesting decomposition as source of sediment as compared to deposition of suspended material.

1330 - Creek walk completed

10/6/11

- Grid J6 also had previously observed erosion area from surface water run off on NE corner of grid running into Grid K6 (cut soil capped). flow path is approx 21' long & ~4" deepest.
- Grid J5 has previously observed drainage cut crossing the Grid SW → NE. Drainage cut is ~101' from center of access road due south along J/K Grid separator. Drainage cut is ~208' from center of access road due south along I/J Grid separator.
- Grid D7 had a ~70' by 70' area of sparse vegetation, but no signs of surface water erosions.

1215 Reader Creek Inspection, started at excavator access point due East of Northern top of OD Hill, sloped gravel/shale ramp to creek.
→ Sediment was observed in general along much of the creek bed, but was limited to a thin layer (less than 1cm) that also had a slimy organic appearance & fell.

10/6/11

- Places where sediment appeared to accumulate were abundant in dead leaves & tree branches lying the creek bottom.
- fractured shale pieces or competent bedrock creek bottom present along creek inspection except in the North end (down gradient) into the OD Grounds, north of entrance ramp. Other location was South of former Beaver Dam, local between the OB Grounds, Metal garage & concrete blocks, in Grids R10/S10 tows.
- Sediment up gradient of former Beaver Dam app was overlaid w/ mats of tree branches possible placed by beavers. Sediment release numerous bubbles when poked w/ stick suggesting decomposition as source of sediment as compared to deposition of suspended material.

10/6/11

1330 Creek walk completed

1345 Departed OB Grounds for field office

1400 Returned to field office, unloaded gear, organized Pmc equipment, packed OB samples for Katakoden, & scanned field forms.

1530 ME Departed field office w/ samples to ship & Pmc equipment.

1600 BBO Departed field office for Boston

APPENDIX C

REEDER CREEK INSPECTION PHOTOS (OCTOBER 2011)

Appendix C
Reeder Creek Inspection
OB Grounds LTM 2011 Annual Report
Seneca Army Depot Activity



Photo #01 - Looking south (upstream) at Reeder Creek. Vegetated embankments on both sides (east & west) of the creek. Creek bottom fractured shale over apparent bedrock (shale) with thin organic/sediment layer on/between rocks.

Appendix C
Reeder Creek Inspection
OB Grounds LTM 2011 Annual Report
Seneca Army Depot Activity




Photo #02 - Looking south (upstream) at Reeder Creek. Vegetated embankments on both sides (east & west) of the creek. Creek bottom fractured shale over apparent bedrock (shale) with thin organic/sediment layer between rocks.

Appendix C
Reeder Creek Inspection
OB Grounds LTM 2011 Annual Report
Seneca Army Depot Activity



Photo #03 - Looking southeast (upstream) at Reeder Creek. Creek bottom composed of sediment intermixed with shale pieces; no indication of prior excavation. Area maybe outside excavated area.

Appendix C
Reeder Creek Inspection
OB Grounds LTM 2011 Annual Report
Seneca Army Depot Activity



Photo #04 - Looking at west embankment (OB/OD Side) of Reeder Creek. Approximately 18 inches of creek bank have been scoured out beneath a tree located on the embankment; first observed in April 2009 inspection.

Appendix C
Reeder Creek Inspection
OB Grounds LTM 2011 Annual Report
Seneca Army Depot Activity




Photo #05 – Looking at Reeder Creek stream bottom. Creek bottom composed of fractured shale pieces with thin organic/sediment layer on/between rocks. Water is approximately 3 inches deep; 6-inch mark on stick visible.

Appendix C
Reeder Creek Inspection
OB Grounds LTM 2011 Annual Report
Seneca Army Depot Activity



Photo #06 – Looking at south (upstream) at Reeder Creek. Water appears to be slowed and pooling in this area, slight topographical rise in lower right corner of photo. See Photo #07 for creek bottom conditions.

Appendix C
Reeder Creek Inspection
OB Grounds LTM 2011 Annual Report
Seneca Army Depot Activity



Photo #07 – Adjacent to vegetated east (SEAD-12) embankment looking at creek bottom in pooled area (Photo #06). Sediment material approximately 6 - 12 inches thick. Leaves and tree branches in abundance on creek bottom.

Appendix C
Reeder Creek Inspection
OB Grounds LTM 2011 Annual Report
Seneca Army Depot Activity



Photo #08 – Upstream of pooled area (Photo #06). Creek bottom is apparent bedrock with thin organic/sediment layer on rock surface. Water is approximately 5 inches deep; 6-inch mark on stick visible.

Appendix C
Reeder Creek Inspection
OB Grounds LTM 2011 Annual Report
Seneca Army Depot Activity



Photo #09 – Looking at Reeder Creek upstream of pooled area (Photo #06). Creek bottom is apparent bedrock with thin organic/sediment layer on rock surface.

Appendix C
Reeder Creek Inspection
OB Grounds LTM 2011 Annual Report
Seneca Army Depot Activity



Photo #10 – Looking southeast (upstream) at Reeder Creek. Vegetated embankments on both sides (east & west). Creek bottom composed of apparent bedrock (left side) and shale pieces on top of apparent bedrock (right side). The bottom has a thin organic/sediment layer on surface.

Appendix C
Reeder Creek Inspection
OB Grounds LTM 2011 Annual Report
Seneca Army Depot Activity



Photo #11 – Looking Southeast at Reeder Creek upstream. Shale slope on east embankment and vegetated embankment on west side (OB Grounds). Creek bottom composed of apparent bedrock (shale) (left side) and shale pieces on top of apparent bedrock (right side). The bottom has a thin organic/sediment layer on surface.

Appendix C
Reeder Creek Inspection
OB Grounds LTM 2011 Annual Report
Seneca Army Depot Activity



Photo #12 – Looking southeast (upstream) at Reeder Creek. Vegetated embankments on both sides (east & west). Creek bottom composed of shale pieces on top of apparent bedrock (right side) and sediment behind. Vegetated island observed on left side of creek (Photo #13). Bottom has a thin organic/sediment layer on surface.

Appendix C
Reeder Creek Inspection
OB Grounds LTM 2011 Annual Report
Seneca Army Depot Activity



Photo #13 – Looking southeast (upstream) at vegetated island in Reeder Creek upstream. Sediment and dead leaves observed in creek cut along left side of photo.

Appendix C
Reeder Creek Inspection
OB Grounds LTM 2011 Annual Report
Seneca Army Depot Activity



Photo #14 – Looking at east (SEAD-12) embankment of Reeder Creek. Embankment composed of shale layers with thin vegetated layer. Deer trails to creek are visible in photo.

Appendix C
Reeder Creek Inspection
OB Grounds LTM 2011 Annual Report
Seneca Army Depot Activity



Photo #15 – Looking southeast (upstream) at Reeder Creek. Vegetated embankments on both sides (east & west). Creek bottom composed of shale pieces on top of apparent bedrock. Bottom has a thin organic/sediment layer on surface.

Appendix C
Reeder Creek Inspection
OB Grounds LTM 2011 Annual Report
Seneca Army Depot Activity



Photo #16 – Looking southeast (upstream) at Reeder Creek. Vegetated embankments on both sides (east & west). Creek bottom exposed in several spots. Thin (<1 inch) sediment/soil layer on exposed areas. Creek bottom composed of large shale pieces on top of apparent bedrock. Bottom has a thin organic/sediment layer on surface.

Appendix C
Reeder Creek Inspection
OB Grounds LTM 2011 Annual Report
Seneca Army Depot Activity



Photo #17 – Looking at apparent bedrock creek bottom of Reeder Creek.

Appendix C
Reeder Creek Inspection
OB Grounds LTM 2011 Annual Report
Seneca Army Depot Activity



Photo #18 – Looking southeast (upstream) at Reeder Creek. Creek bottom composed of large shale pieces on top of apparent bedrock. Bottom has a thin organic/sediment layer on surface.

Appendix C
Reeder Creek Inspection
OB Grounds LTM 2011 Annual Report
Seneca Army Depot Activity



Photo #19 – Looking southeast (upstream) at Reeder Creek. Vegetated embankments on both sides (east & west). Creek bottom composed of apparent bedrock with scattered shale pieces. Bottom has a thin organic/sediment layer on surface.

Appendix C
Reeder Creek Inspection
OB Grounds LTM 2011 Annual Report
Seneca Army Depot Activity



Photo #20 – Looking south (upstream) at Reeder Creek. Former beaver dam was located in top-of-center of photo; see Photo #4 from OB Grounds LTM 2010 Annual Report, Appendix C . Vegetated embankments on both sides. Creek bottom composed of apparent bedrock with scattered shale pieces. Bottom has a thin organic/sediment layer on surface.

Appendix C
Reeder Creek Inspection
OB Grounds LTM 2011 Annual Report
Seneca Army Depot Activity



Photo #21 – Looking downgradient of the former beaver dam. Creek bottom composed of apparent bedrock with a thin organic/sediment layer on surface.

Appendix C
Reeder Creek Inspection
OB Grounds LTM 2011 Annual Report
Seneca Army Depot Activity



Photo #22 – Looking at Reeder Creek bottom 10 feet upgradient of the former beaver dam. Creek bottom composed of mats of branches and leaves on top of sediment. Sediment approximately 3 inches thick. An abundant release of bubbles was observed when sediment was poked suggesting ongoing decomposition.

Appendix C
Reeder Creek Inspection
OB Grounds LTM 2011 Annual Report
Seneca Army Depot Activity



Photo #23 – Looking southeast (upstream) at Reeder Creek, upgradient of the former beaver dam. Vegetated embankments on both sides (east & west). Creek bottom composed of sediment with no apparent signs of prior excavations. Small island mound with vegetation (center of photo) observed during previous inspections.

APPENDIX D
LABORATORY REPORT

**PARSONS
OPEN BURNING (OB) GROUNDS
LONG TERM MONITORING (SENECA)
SE6546**

**KATAHDIN ANALYTICAL SERVICES, INC.
600 TECHNOLOGY WAY
SCARBOROUGH, ME 04074**

TABLE OF CONTENTS

Total number of pages: 169

SAMPLE DATA PACKAGE

0000001

Narrative	-----	0000002	to	0000004
Supporting Documents	-----	0000005	to	0000005
Chain of Custody Record	-----	0000006	to	0000006
Login Report	-----	0000007	to	0000008

SAMPLE DATA SUMMARY

Report of Analytical Results	-----	A0000001	to	A0000009
------------------------------	-------	----------	----	----------

METALS DATA

4000001

Sample Data	-----	4000002	to	4000011
QC Summary	-----	4000012	to	4000043
Raw Data	-----	4000044	to	4000150
Logbooks and Supporting Documents	-----	4000151	to	4000152

SAMPLE DATA PACKAGE

SDG NARRATIVE
KATAHDIN ANALYTICAL SERVICES
PARSONS
OPEN BURNING (OB) GROUNDS LONG TERM MONITORING (SENECA)
SE6546

Sample Receipt

The following samples were received on October 07, 2011 and were logged in under Katahdin Analytical Services work order number SE6546 for a hardcopy due date of October 27, 2011.

<u>KATAHDIN</u> <u>Sample No.</u>	<u>PARSONS</u> <u>Sample Identification</u>
SE6546	OBLM20036
SE6546	OBLM20037
SE6546	OBLM20038
SE6546	OBLM20039
SE6546	OBLM20040
SE6546	OBLM20041
SE6546	OBLM20042

The samples were logged in for the analyses specified on the chain of custody form. All problems encountered and resolved during sample receipt have been documented on the applicable chain of custody forms.

We certify that the test results provided in this report meet all the requirements of the NELAC standards unless otherwise noted in this narrative or in the Report of Analysis.

Sample analyses have been performed by the methods as noted herein.

Should you have any questions or comments concerning this Report of Analysis, please do not hesitate to contact your Katahdin Analytical Services Project Manager, **Ms. Jennifer Obrin**. This narrative is an integral part of the Report of Analysis.

Metals Analysis

The samples of Katahdin Work Order SE6546 were prepared and analyzed for metals in accordance with the "Test Methods for Evaluating Solid Wastes: Physical/Chemical Methods." SW-846. 2nd edition, 1982 (revised 1984), 3rd edition, 1986, and Updates I, II, IIA, III, IIIA and IIIB 1996, 1998 & 2004, Office of Solid Waste and Emergency Response, U.S. EPA.

Inductively-Coupled Plasma Atomic Emission Spectroscopic Analysis (ICP)

Aqueous-matrix Katahdin Sample Numbers SE6546-(1-7) were digested for ICP analysis on 10/26/2011 (QC Batch BJ26ICW1) in accordance with USEPA Method 3010A. Katahdin Sample Number SE6546-6 was prepared with duplicate matrix-spiked aliquots.

ICP analyses of Katahdin Work Order SE6546 sample digestates were performed using a Thermo iCAP 6500 ICP spectrometer in accordance with USEPA Method 6010B. All samples were analyzed within holding times and all analytical run QC criteria were met.

Matrix QC Summary

The measured recovery of all elements the matrix-spiked aliquots of Katahdin Sample Number SE5646-6 were within the laboratory's acceptance criteria (75% - 125% recovery of the added element, if the native concentration is less than four times the amount added).

The matrix spike duplicate analyses of Katahdin Sample Number SE6545-6 is within the laboratory's acceptance limit (<20% relative difference between duplicate matrix-spiked aliquots).

The serial dilution analyses of Katahdin Sample Number SE5646-6 is within the laboratory's acceptance limit (<10% relative percent difference, if the concentration in the original sample is greater than 50 times the IDL) for all analytes.

Reporting of Metals Results

Per client request, analytical results for client samples on Form I and preparation blanks on Form IIP were evaluated down to the laboratory's method detection limits (MDLs). Results that fall between the MDL and the laboratory's practical quantitation limits (PQLs) are flagged with "J" in the C-qualifier column, and the measured concentration appears in the concentration column. Results that are less than the MDL are flagged with "U" in the C-qualifier column, and the MDL is listed in the concentration column. These MDLs and PQLs have been adjusted for each sample based on the sample amounts used in preparation and analysis.

Analytical results on Forms VA, VD, VII, and IX for client samples, matrix QC samples (duplicates and matrix spikes), and laboratory control samples have been reported down to the laboratory's method detection limits (MDLs). Analytical results that are below the MDLs are flagged with "U" in the C-qualifier column, and the measured concentration is listed in the concentration column.

Analytical results for instrument run QC samples (ICVs, ICBs, etc.) have been reported down to the laboratory's instrument detection limits (IDLs).

IDLs, MDLs, and PQLs are listed on Form 10 of the accompanying data package.

I certify that this data package is in compliance with the terms and conditions of the contract, both technically and for completeness, for other than the conditions detailed above. Release of the data contained in this hardcopy data package has been authorized by the Operations Manager or Quality Assurance Officer, as verified by the following signature.

Leslie Dimond
11.17.11

Leslie Dimond
Quality Assurance Officer

Client: Parsons	KAS PM: KAP	Sampled By: Client
Project:	KIMS Entry By: DM	Delivered By: Feed Ex
KAS Work Order#: SEL6544	KIMS Review By: DM	Received By: DM
SDG #:	Cooler: <u>1</u> of <u>1</u>	Date/Time Rec.: 10/7/11 10:15

Receipt Criteria	Y	N	EX*	NA	Comments and/or Resolution
1. Custody seals present / intact?	✓				
2. Chain of Custody present in cooler?	✓				
3. Chain of Custody signed by client?	✓				
4. Chain of Custody matches samples?	✓				
5. Temperature Blanks present? If not, take temperature of any sample w/ IR gun.	✓				Temp (°C): 1.9
Samples received at <6 °C w/o freezing?	✓				Note: Not required for metals analysis.
Ice packs or ice present?	✓				The lack of ice or ice packs (i.e. no attempt begin cooling process) may not meet certain regulatory requirements and may invalidate certain data.
If temp. out, has the cooling process begun (i.e. ice or packs present) and sample collection times <6hrs., but samples are not yet cool?				✓	Note: No cooling process required for meta analysis.
6. Volatiles free of headspace: Aqueous: No bubble larger than a pea Soil/Sediment: Received in airtight container? Received in methanol? Methanol covering soil?				✓	
7. Trip Blank present in cooler?				✓	
8. Proper sample containers and volume?	✓				
9. Samples within hold time upon receipt?	✓				
10. Aqueous samples properly preserved? Metals, COD, NH3, TKN, O/G, phenol, TPO4, N+N, TOC, DRO, TPH – pH <2* Sulfide - >9 Cyanide – pH >12	✓			✓	

* Log-In Notes to Exceptions: document any problems with samples or discrepancies or pH adjustments

0000005

526544

ANALYSIS REQUEST AND CHAIN OF CUSTODY RECORD

Katahdin Analytical Services
 600 Technology Way
 Scarborough, ME 04074
 Ph.: 207-874-2400
 Fax: 207-775-4029
 E-mail: kzaleski@katahdinlab.com

Serial or COC #
 Possible Hazards: Unknown
 Sample Disposal: Lab Disposal

PROJECT & CLIENT INFORMATION

PROJECT REFERENCE NAME: Open Burning (OB) Grounds Long Term Monitoring
 LAB PROJECT MANAGER: Kate Zaleski
 PROJECT NO.: 747547-01100
 P.O. NUMBER: 747547-01100
 CLIENT (SITE) PM: Brendan Beranek-Olmstead
 Jeff Adams
 CLIENT PHONE: 817-285-8821 (BBO)
 871-448-1570 (JA)
 CLIENT FAX: 817-946-9777
 CLIENT EMAIL: Brendan.Beranek-Olmstead@parsons.com
 Jeff.Adams@parsons.com
 CLIENT ADDRESS: 100 High Street, Boston, MA 02110
 Samplers Signature & Initials:

REQUIRED ANALYSES

Final Report Type (Circle at least one):
 ASP2000 Category B
 EDD 30 BUSINESS DAYS
 TAT/DATE DUE 21 BUSINESS DAYS
 Per OAP/Quote
 EXPEDITED REPORT (circle one)
 FAX EMAIL POST Other
 TAT/DATE DUE

NUMBER OF COOLERS SUBMITTED PER SHIPMENT: 1

SAMPLED ON		SAMPLE IDENTIFICATION		LABORATORY SAMPLE ID	FIELD FILTERED	SAMPLE TYPE	MATRIX	NUMBER OF CONTAINERS SUBMITTED		REMARKS
DATE	TIME									
10/5/2011	1524	OBLM20036		G	N	GW	1	1	1	1. Run straight sample analysis (without dilution) for every sample. 2. RLs for copper and lead should be less than 25 ug/L and 20 ug/L for copper and lead, respectively.
10/5/2011	1345	OBLM20037		G	N	GW	1	1	1	
10/4/2011	1518	OBLM20038		G	N	GW	1	1	1	
10/5/2011	1203	OBLM20039		G	N	GW	1	1	1	
10/4/2011	1350	OBLM20040		G	N	GW	1	1	1	
10/5/2011	950	OBLM20041		G	N	GW	1	1	1	
10/5/2011	950	OBLM20041MS		G	N	GW	1	1	1	Preservative
10/5/2011	950	OBLM20041MSD		G	N	GW	1	1	1	
10/5/2011	1000	OBLM20042		G	N	GW	1	1	1	1 HNO ₃ 8 Ice

RELINQUISHED BY: (SIGNATURE) *[Signature]* **DATE** 10/7/11 **TIME** 14:51

RECEIVED BY: (SIGNATURE) *[Signature]* **DATE** 10/7/11 **TIME** 10:15

RECEIVED FOR LABORATORY BY: (SIGNATURE) *[Signature]* **DATE** **TIME**

CUSTODY INTACT YES NO

CUSTODY SEAL NO. 000006

LABORATORY USE ONLY
 LABORATOR Y REMARKS:



Katahdin Analytical Services
Login Chain of Custody Report (Ino1)

Oct. 10, 2011
 06:45 AM

Login Number: SE6546

Quote/Incoming:

Account: PARSONS002
 PARSONS

NoWeb

Login Information:

ANALYSIS INSTRUCTIONS : 6010C, Reporting limit 10ug/L for lead and 25ug/L for copper.
 CHECK NO. :
 CLIENT PO# : 747547-01100
 CLIENT PROJECT MANAGE :
 CONTRACT : 747547-01100
 COOLER TEMPERATURE : 1.9
 DELIVERY SERVICES : Fed Ex
 EDD FORMAT : KAS126-CSV
 LOGIN INITIALS : DM
 PM : JO
 PROJECT NAME : Open Burning (OB) Grounds Long Term Monitoring (Seneca)
 QC LEVEL : IV
 REGULATORY LIST :
 REPORT INSTRUCTIONS :
 SDG ID :
 SDG STATUS :

Project:

Primary Report Address:

Jeff Adams
 Parsons
 100 High Street, 4th Floor

Boston, MA 02110

Primary Invoice Address:

jeff.adams@parsons.com
 Attn: D. O'Keefe/R. Allen
 Parsons Infrastructure & Technology Grp
 4890 University Square, Suite 2

Huntsville, AL 35816

Report CC Addresses:

Invoice CC Addresses:

Laboratory Sample ID	Client Sample Number	Collect Date/Time	Receive Date	PR	Verbal Date	Due Date	Mailed
SE6546-1	OBLM20036	05-OCT-11 15:24	07-OCT-11			27-OCT-11	
<i>Matrix</i>	<i>Product</i>	<i>Hold Date (shortest)</i>	<i>Bottle Type</i>		<i>Bottle Count</i>	<i>Comments</i>	
Aqueous	S SW3010-PREP	02-APR-12	250mL Plastic+HNO3				
Aqueous	S SW6010-COPPER	02-APR-12	250mL Plastic+HNO3				
Aqueous	S SW6010-LEAD	02-APR-12	250mL Plastic+HNO3				
SE6546-2	OBLM20037	05-OCT-11 13:45	07-OCT-11			27-OCT-11	
<i>Matrix</i>	<i>Product</i>	<i>Hold Date (shortest)</i>	<i>Bottle Type</i>		<i>Bottle Count</i>	<i>Comments</i>	
Aqueous	S SW3010-PREP	02-APR-12	250mL Plastic+HNO3				
Aqueous	S SW6010-COPPER	02-APR-12	250mL Plastic+HNO3				
Aqueous	S SW6010-LEAD	02-APR-12	250mL Plastic+HNO3				
SE6546-3	OBLM20038	04-OCT-11 15:18	07-OCT-11			27-OCT-11	
<i>Matrix</i>	<i>Product</i>	<i>Hold Date (shortest)</i>	<i>Bottle Type</i>		<i>Bottle Count</i>	<i>Comments</i>	
Aqueous	S SW3010-PREP	01-APR-12	250mL Plastic+HNO3				
Aqueous	S SW6010-COPPER	01-APR-12	250mL Plastic+HNO3				
Aqueous	S SW6010-LEAD	01-APR-12	250mL Plastic+HNO3				
SE6546-4	OBLM20039	05-OCT-11 12:03	07-OCT-11			27-OCT-11	
<i>Matrix</i>	<i>Product</i>	<i>Hold Date (shortest)</i>	<i>Bottle Type</i>		<i>Bottle Count</i>	<i>Comments</i>	
Aqueous	S SW3010-PREP	02-APR-12	250mL Plastic+HNO3				
Aqueous	S SW6010-COPPER	02-APR-12	250mL Plastic+HNO3				
Aqueous	S SW6010-LEAD	02-APR-12	250mL Plastic+HNO3				
SE6546-5	OBLM20040	04-OCT-11 13:50	07-OCT-11			27-OCT-11	
<i>Matrix</i>	<i>Product</i>	<i>Hold Date (shortest)</i>	<i>Bottle Type</i>		<i>Bottle Count</i>	<i>Comments</i>	
Aqueous	S SW3010-PREP	01-APR-12	250mL Plastic+HNO3				
Aqueous	S SW6010-COPPER	01-APR-12	250mL Plastic+HNO3				
Aqueous	S SW6010-LEAD	01-APR-12	250mL Plastic+HNO3				
SE6546-6	OBLM20041	05-OCT-11 09:50	07-OCT-11			27-OCT-11	
<i>Matrix</i>	<i>Product</i>	<i>Hold Date (shortest)</i>	<i>Bottle Type</i>		<i>Bottle Count</i>	<i>Comments</i>	
Aqueous	S SW3010-PREP	02-APR-12	250mL Plastic+HNO3			MS/MSD	
Aqueous	S SW6010-COPPER	02-APR-12	250mL Plastic+HNO3				
Aqueous	S SW6010-LEAD	02-APR-12	250mL Plastic+HNO3				
SE6546-7	OBLM20042	05-OCT-11 10:00	07-OCT-11			27-OCT-11	
<i>Matrix</i>	<i>Product</i>	<i>Hold Date (shortest)</i>	<i>Bottle Type</i>		<i>Bottle Count</i>	<i>Comments</i>	
Aqueous	S SW3010-PREP	02-APR-12	250mL Plastic+HNO3				
Aqueous	S SW6010-COPPER	02-APR-12	250mL Plastic+HNO3				
Aqueous	S SW6010-LEAD	02-APR-12	250mL Plastic+HNO3				

10/10/11
 0000007



Katahdin Analytical Services
Login Chain of Custody Report (Ino1)

Oct. 10, 2011
06:45 AM

Login Number: SE6546

Quote/Incoming:

Account: PARSONS002
PARSONS

NoWeb

Project:

Laboratory Sample ID	Client Sample Number	Collect Date/Time	Receive Date	PR	Verbal Date	Due Date	Mailed
----------------------	----------------------	-------------------	--------------	----	-------------	----------	--------

Total Samples: 7

Total Analyses: 21

90
10/10/11

0000008

SAMPLE DATA SUMMARY PACKAGE

METALS SAMPLE FLAGGING

FLAG	SPECIFIED MEANING
E	The reported value is estimated because of the presence of interference (as indicated by serial dilution).
N	Spiked sample recovery not within control limits.
*	Duplicate sample analysis not within control limits.
•	Analytical run QC sample (e.g. ICV, CCV, ICB, CCB, ICSA, ICSAB) not within control limits.
U	<p>The analyte was not detected above the specified level. This level may be the Limit of Quantitation (LOQ)(previously called Practical Quantitation Level (PQL)), the Limit of Detection (LOD) or Method Detection Limit (MDL) as required by the client.</p> <p>Note: All results reported as "U" MDL have a greater rate for false negatives, i.e. greater than 1%, than those results reported as "U" PQL/LOQ or "U" LOD.</p>
J	The analyte was detected in the sample at a concentration less than the laboratory Limit of Quantitation (LOQ) (previously called Practical Quantitation Limit (PQL)), but above the Method Detection Limit (MDL).

INORGANIC ANALYSIS DATA SHEET

Lab Name: Katahdin Analytical Services

Client Field ID: OBLM20036

Matrix: WATER

SDG Name: SE6546

Percent Solids: 0.00

Lab Sample ID: SE6546-001

Concentration Units : ug/L

CAS No.	Analyte	Concentration	C	Q	M	DF	Adjusted CRDL	Adjusted MDL
7440-50-8	COPPER, TOTAL	3.0	J		P	1	25	0.63
7439-92-1	LEAD, TOTAL	1.07	U		P	1	5.0	1.07

Comments:

FORM I - IN

Katahdin Analytical Services A0000003

INORGANIC ANALYSIS DATA SHEET

Lab Name: Katahdin Analytical Services

Client Field ID: OBLM20037

Matrix: WATER

SDG Name: SE6546

Percent Solids: 0.00

Lab Sample ID: SE6546-002

Concentration Units : ug/L

CAS No.	Analyte	Concentration	C	Q	M	DF	Adjusted CRDL	Adjusted MDL
7440-50-8	COPPER, TOTAL	2.4	J		P	1	25	0.63
7439-92-1	LEAD, TOTAL	1.07	U		P	1	5.0	1.07

Comments:

FORM I - IN

Katahdin Analytical Services A0000004

INORGANIC ANALYSIS DATA SHEET

Lab Name: Katahdin Analytical Services

Client Field ID: OBLM20038

Matrix: WATER

SDG Name: SE6546

Percent Solids: 0.00

Lab Sample ID: SE6546-003

Concentration Units : ug/L

CAS No.	Analyte	Concentration	C	Q	M	DF	Adjusted CRDL	Adjusted MDL
7440-50-8	COPPER, TOTAL	2.3	J		P	1	25	0.63
7439-92-1	LEAD, TOTAL	1.07	U		P	1	5.0	1.07

Comments:

FORM I - IN

Katahdin Analytical Services A000005

INORGANIC ANALYSIS DATA SHEET

Lab Name: Katahdin Analytical Services

Client Field ID: OBLM20039

Matrix: WATER

SDG Name: SE6546

Percent Solids: 0.00

Lab Sample ID: SE6546-004

Concentration Units : ug/L

CAS No.	Analyte	Concentration	C	Q	M	DF	Adjusted CRDL	Adjusted MDL
7440-50-8	COPPER, TOTAL	0.63	U		P	1	25	0.63
7439-92-1	LEAD, TOTAL	1.07	U		P	1	5.0	1.07

Comments:

FORM I - IN

Katahdin Analytical Services A000006

INORGANIC ANALYSIS DATA SHEET

Lab Name: Katahdin Analytical Services

Client Field ID: OBLM20040

Matrix: WATER

SDG Name: SE6546

Percent Solids: 0.00

Lab Sample ID: SE6546-005

Concentration Units : $\mu\text{g/L}$

CAS No.	Analyte	Concentration	C	Q	M	DF	Adjusted CRDL	Adjusted MDL
7440-50-8	COPPER, TOTAL	1.8	J		P	1	25	0.63
7439-92-1	LEAD, TOTAL	1.1	J		P	1	5.0	1.07

Comments:

FORM I - IN

Katahdin Analytical Services A000007

INORGANIC ANALYSIS DATA SHEET

Lab Name: Katahdin Analytical Services

Client Field ID: OBLM20041

Matrix: WATER

SDG Name: SE6546

Percent Solids: 0.00

Lab Sample ID: SE6546-006

Concentration Units : ug/L

CAS No.	Analyte	Concentration	C	Q	M	DF	Adjusted CRDL	Adjusted MDL
7440-50-8	COPPER, TOTAL	1.7	J		P	1	25	0.63
7439-92-1	LEAD, TOTAL	1.2	J		P	1	5.0	1.07

Comments:

INORGANIC ANALYSIS DATA SHEET

Lab Name: Katahdin Analytical Services

Client Field ID: OBLM20042

Matrix: WATER

SDG Name: SE6546

Percent Solids: 0.00

Lab Sample ID: SE6546-007

Concentration Units : ug/L

CAS No.	Analyte	Concentration	C	Q	M	DF	Adjusted CRDL	Adjusted MDL
7440-50-8	COPPER, TOTAL	1.5	J		P	1	25	0.63
7439-92-1	LEAD, TOTAL	1.5	J		P	1	5.0	1.07

Comments:

FORM I - IN

Katahdin Analytical Services A000009

METALS DATA

Sample Data Section

METALS SAMPLE FLAGGING

FLAG	SPECIFIED MEANING
E	The reported value is estimated because of the presence of interference (as indicated by serial dilution).
N	Spiked sample recovery not within control limits.
*	Duplicate sample analysis not within control limits.
•	Analytical run QC sample (e.g. ICV, CCV, ICB, CCB, ICSA, ICSAB) not within control limits.
U	<p>The analyte was not detected above the specified level. This level may be the Limit of Quantitation (LOQ)(previously called Practical Quantitation Level (PQL)), the Limit of Detection (LOD) or Method Detection Limit (MDL) as required by the client.</p> <p>Note: All results reported as "U" MDL have a greater rate for false negatives, i.e. greater than 1%, than those results reported as "U" PQL/LOQ or "U" LOD.</p>
J	The analyte was detected in the sample at a concentration less than the laboratory Limit of Quantitation (LOQ) (previously called Practical Quantitation Limit (PQL)), but above the Method Detection Limit (MDL).

COVER PAGE - INORGANIC ANALYSES DATA PACKAGE

Lab Name: Katahdin Analytical Services

SDG Name: SE6546

SOW No. SW846

Client Field ID	Lab Sample ID
OBLM20036	SE6546-001
OBLM20037	SE6546-002
OBLM20038	SE6546-003
OBLM20039	SE6546-004
OBLM20040	SE6546-005
OBLM20041	SE6546-006
OBLM20041	SE6546-006P
OBLM20041	SE6546-006S
OBLM20042	SE6546-007

Were ICP interelement corrections applied ?	Yes
Were ICP background corrections applied ?	Yes
If yes - were raw data generated before application of background corrections ?	No

Comments:

I certify that this data package is in compliance with the terms and conditions of the contract, both technically and for completeness, for other than the conditions detailed above. Release of the data contained in this hardcopy data package and in the computer-readable data submitted on floppy diskette has been authorized by the Laboratory Manager or the Manager's designee, as verified by the following signature.

Signature: Heather Manz Name: Heather Manz
 Date: 11-3-11 Title: Analyst

COVER PAGE - IN

INORGANIC ANALYSIS DATA SHEET

Lab Name: Katahdin Analytical Services

Client Field ID: OBLM20036

Matrix: WATER

SDG Name: SE6546

Percent Solids: 0.00

Lab Sample ID: SE6546-001

Concentration Units : ug/L

CAS No.	Analyte	Concentration	C	Q	M	DF	Adjusted CRDL	Adjusted MDL
7440-50-8	COPPER, TOTAL	3.0	J		P	1	25	0.63
7439-92-1	LEAD, TOTAL	1.07	U		P	1	5.0	1.07

Comments:

FORM I - IN

Katahdin Analytical Services 4000005

INORGANIC ANALYSIS DATA SHEET

Lab Name: Katahdin Analytical Services

Client Field ID: OBLM20037

Matrix: WATER

SDG Name: SE6546

Percent Solids: 0.00

Lab Sample ID: SE6546-002

Concentration Units : ug/L

CAS No.	Analyte	Concentration	C	Q	M	DF	Adjusted CRDL	Adjusted MDL
7440-50-8	COPPER, TOTAL	2.4	J		P	1	25	0.63
7439-92-1	LEAD, TOTAL	1.07	U		P	1	5.0	1.07

Comments:

FORM I - IN

Katahdin Analytical Services 4000006

INORGANIC ANALYSIS DATA SHEET

Lab Name: Katahdin Analytical Services**Client Field ID:** OBLM20038**Matrix:** WATER**SDG Name:** SE6546**Percent Solids:** 0.00**Lab Sample ID:** SE6546-003

Concentration Units : ug/L

CAS No.	Analyte	Concentration	C	Q	M	DF	Adjusted CRDL	Adjusted MDL
7440-50-8	COPPER, TOTAL	2.3	J		P	1	25	0.63
7439-92-1	LEAD, TOTAL	1.07	U		P	1	5.0	1.07

Comments:

INORGANIC ANALYSIS DATA SHEET

Lab Name: Katahdin Analytical Services

Client Field ID: OBLM20039

Matrix: WATER

SDG Name: SE6546

Percent Solids: 0.00

Lab Sample ID: SE6546-004

Concentration Units : ug/L

CAS No.	Analyte	Concentration	C	Q	M	DF	Adjusted CRDL	Adjusted MDL
7440-50-8	COPPER, TOTAL	0.63	U		P	1	25	0.63
7439-92-1	LEAD, TOTAL	1.07	U		P	1	5.0	1.07

Comments:

FORM I - IN

Katahdin Analytical Services 4000008

INORGANIC ANALYSIS DATA SHEET

Lab Name: Katahdin Analytical Services

Client Field ID: OBLM20040

Matrix: WATER

SDG Name: SE6546

Percent Solids: 0.00

Lab Sample ID: SE6546-005

Concentration Units : ug/L

CAS No.	Analyte	Concentration	C	Q	M	DF	Adjusted CRDL	Adjusted MDL
7440-50-8	COPPER, TOTAL	1.8	J		P	1	25	0.63
7439-92-1	LEAD, TOTAL	1.1	J		P	1	5.0	1.07

Comments:

INORGANIC ANALYSIS DATA SHEET

Lab Name: Katahdin Analytical Services

Client Field ID: OBLM20041

Matrix: WATER

SDG Name: SE6546

Percent Solids: 0.00

Lab Sample ID: SE6546-006

Concentration Units : ug/L

CAS No.	Analyte	Concentration	C	Q	M	DF	Adjusted CRDL	Adjusted MDL
7440-50-8	COPPER, TOTAL	1.7	J		P	1	25	0.63
7439-92-1	LEAD, TOTAL	1.2	J		P	1	5.0	1.07

Comments:

INORGANIC ANALYSIS DATA SHEET

Lab Name: Katahdin Analytical Services

Client Field ID: OBLM20042

Matrix: WATER

SDG Name: SE6546

Percent Solids: 0.00

Lab Sample ID: SE6546-007

Concentration Units : ug/L

CAS No.	Analyte	Concentration	C	Q	M	DF	Adjusted CRDL	Adjusted MDL
7440-50-8	COPPER, TOTAL	1.5	J		P	1	25	0.63
7439-92-1	LEAD, TOTAL	1.5	J		P	1	5.0	1.07

Comments:

FORM I - IN

Katahdin Analytical Services 4000011

QC Summary Section

INITIAL AND CONTINUING CALIBRATION VERIFICATION

Lab Name: Katahdin Analytical Services

SDG Name: SE6546

Concentration Units: ug/L

SAMPLE: ICV

File: IBJ26A

Oct 26, 2011

15:42

SAMPLE: CCV

File: IBJ26A

Oct 26, 2011

16:05

Analyte	True	Found	%R (1)	Analyte	True	Found	%R (1)
ALUMINUM	10000.0	9779.00	97.8	ALUMINUM	12500.0	12400.00	99.2
CALCIUM	10000.0	9735.00	97.4	CALCIUM	12500.0	12510.00	100.1
COPPER	400.0	398.30	99.6	COPPER	500.0	494.90	99.0
IRON	10000.0	9899.00	99.0	IRON	12500.0	12390.00	99.1
LEAD	400.0	405.30	101.3	LEAD	500.0	505.80	101.2
MAGNESIUM	10000.0	9996.00	100.0	MAGNESIUM	12500.0	12810.00	102.5

(1) Control Limits: Mercury 80-120; Other Metals 90-110

FORM II (Part 1) - IN

Katahdin Analytical Services 4000013

INITIAL AND CONTINUING CALIBRATION VERIFICATION

Lab Name: Katahdin Analytical Services

SDG Name: SE6546

Concentration Units: ug/L

SAMPLE: CCV

File: IBJ26A

Oct 26, 2011

16:59

SAMPLE: CCV

File: IBJ26A

Oct 26, 2011

17:53

Analyte	True	Found	%R (1)	Analyte	True	Found	%R (1)
ALUMINUM	12500.0	12600.00	100.8	ALUMINUM	12500.0	12810.00	102.5
CALCIUM	12500.0	12670.00	101.4	CALCIUM	12500.0	12670.00	101.4
COPPER	500.0	517.20	103.4	COPPER	500.0	516.70	103.3
IRON	12500.0	12630.00	101.0	IRON	12500.0	12790.00	102.3
LEAD	500.0	513.20	102.6	LEAD	500.0	510.30	102.1
MAGNESIUM	12500.0	13010.00	104.1	MAGNESIUM	12500.0	12900.00	103.2

(1) Control Limits: Mercury 80-120; Other Metals 90-110

FORM II (Part 1) - IN

Katahdin Analytical Services 4000014

INITIAL AND CONTINUING CALIBRATION VERIFICATION

Lab Name: Katahdin Analytical Services

SDG Name: SE6546

Concentration Units: ug/L

SAMPLE: CCV

File: IBJ26A

Oct 26, 2011

18:48

SAMPLE: CCV

File: IBJ26A

Oct 26, 2011

19:43

Analyte	True	Found	%R (1)	Analyte	True	Found	%R (1)
ALUMINUM	12500.0	12790.00	102.3	ALUMINUM	12500.0	12820.00	102.6
CALCIUM	12500.0	12370.00	99.0	CALCIUM	12500.0	12430.00	99.4
COPPER	500.0	498.40	99.7	COPPER	500.0	497.70	99.5
IRON	12500.0	12460.00	99.7	IRON	12500.0	12640.00	101.1
LEAD	500.0	501.00	100.2	LEAD	500.0	501.40	100.3
MAGNESIUM	12500.0	12660.00	101.3	MAGNESIUM	12500.0	12690.00	101.5

(1) Control Limits: Mercury 80-120; Other Metals 90-110

FORM II (Part 1) - IN

Katahdin Analytical Services 4000015

INITIAL AND CONTINUING CALIBRATION VERIFICATION

Lab Name: Katahdin Analytical Services

SDG Name: SE6546

Concentration Units: ug/L

SAMPLE: CCV

File: IBJ26A

Oct 26, 2011

20:37

SAMPLE: CCV

File: IBJ26A

Oct 26, 2011

21:32

Analyte	True	Found	%R (1)	Analyte	True	Found	%R (1)
ALUMINUM	12500.0	12780.00	102.2	ALUMINUM	12500.0	12590.00	100.7
CALCIUM	12500.0	12420.00	99.4	CALCIUM	12500.0	12370.00	99.0
COPPER	500.0	493.50	98.7	COPPER	500.0	495.70	99.1
IRON	12500.0	12510.00	100.1	IRON	12500.0	12380.00	99.0
LEAD	500.0	501.40	100.3	LEAD	500.0	497.20	99.4
MAGNESIUM	12500.0	12670.00	101.4	MAGNESIUM	12500.0	12650.00	101.2

(1) Control Limits: Mercury 80-120; Other Metals 90-110

FORM II (Part 1) - IN

Katahdin Analytical Services 4000016

INITIAL AND CONTINUING CALIBRATION VERIFICATION

Lab Name: Katahdin Analytical Services

SDG Name: SE6546

Concentration Units: ug/L

SAMPLE: CCV

File: IBJ26A

Oct 26, 2011

22:27

SAMPLE: CCV

File: IBJ26A

Oct 26, 2011

23:21

Analyte	True	Found	%R (1)	Analyte	True	Found	%R (1)
ALUMINUM	12500.0	12540.00	100.3	ALUMINUM	12500.0	12580.00	100.6
CALCIUM	12500.0	12320.00	98.6	CALCIUM	12500.0	12420.00	99.4
COPPER	500.0	492.40	98.5	COPPER	500.0	492.50	98.5
IRON	12500.0	12330.00	98.6	IRON	12500.0	12560.00	100.5
LEAD	500.0	496.40	99.3	LEAD	500.0	498.00	99.6
MAGNESIUM	12500.0	12520.00	100.2	MAGNESIUM	12500.0	12600.00	100.8

(1) Control Limits: Mercury 80-120; Other Metals 90-110

FORM II (Part 1) - IN

Katahdin Analytical Services 4000017

INITIAL AND CONTINUING CALIBRATION VERIFICATION

Lab Name: Katahdin Analytical Services

SDG Name: SE6546

Concentration Units: ug/L

SAMPLE: CCV

File: IBJ26A

Oct 27, 2011

0:16

SAMPLE: CCV

File: IBJ26A

Oct 27, 2011

1:11

Analyte	True	Found	%R (1)	Analyte	True	Found	%R (1)
ALUMINUM	12500.0	12760.00	102.1	ALUMINUM	12500.0	12690.00	101.5
CALCIUM	12500.0	12490.00	99.9	CALCIUM	12500.0	12470.00	99.8
COPPER	500.0	493.90	98.8	COPPER	500.0	491.50	98.3
IRON	12500.0	12700.00	101.6	IRON	12500.0	12700.00	101.6
LEAD	500.0	499.50	99.9	LEAD	500.0	498.50	99.7
MAGNESIUM	12500.0	12630.00	101.0	MAGNESIUM	12500.0	12560.00	100.5

(1) Control Limits: Mercury 80-120; Other Metals 90-110

FORM II (Part 1) - IN

Katahdin Analytical Services 4000018

INITIAL AND CONTINUING CALIBRATION VERIFICATION

Lab Name: Katahdin Analytical Services

SDG Name: SE6546

Concentration Units: ug/L

SAMPLE: CCV

File: IBJ26A

Oct 27, 2011

2:06

SAMPLE: CCV

File: IBJ26A

Oct 27, 2011

2:24

Analyte	True	Found	%R (1)	Analyte	True	Found	%R (1)
ALUMINUM	12500.0	12410.00	99.3	ALUMINUM	12500.0	12810.00	102.5
CALCIUM	12500.0	12340.00	98.7	CALCIUM	12500.0	12620.00	101.0
COPPER	500.0	490.50	98.1	COPPER	500.0	489.20	97.8
IRON	12500.0	12530.00	100.2	IRON	12500.0	12720.00	101.8
LEAD	500.0	496.60	99.3	LEAD	500.0	492.20	98.4
MAGNESIUM	12500.0	12500.00	100.0	MAGNESIUM	12500.0	12430.00	99.4

(1) Control Limits: Mercury 80-120; Other Metals 90-110

FORM II (Part 1) - IN

Katahdin Analytical Services 4000019

INITIAL AND CONTINUING CALIBRATION VERIFICATION

Lab Name: Katahdin Analytical Services

SDG Name: SE6546

Concentration Units: ug/L

SAMPLE: CCV

File: IBJ26A

Oct 27, 2011

2:47

Analyte	True	Found	%R (1)
ALUMINUM	12500.0	12280.00	98.2
CALCIUM	12500.0	12140.00	97.1
COPPER	500.0	487.00	97.4
IRON	12500.0	12370.00	99.0
LEAD	500.0	497.60	99.5
MAGNESIUM	12500.0	12560.00	100.5

(1) Control Limits: Mercury 80-120; Other Metals 90-110

FORM II (Part 1) - IN

2B
CRDL STANDARD FOR AA AND ICP

Lab Name: Katahdin Analytical Services SDG Name:

Concentration Units: ug/L

SAMPLE:	#Error		
File:	#Error	#Error	
Analyte	TRUE	FOUND	% R

00

2C
PQL STANDARD FOR AA AND ICP

Lab Name: Katahdin Analytical Services SDG Name: SE6546

Concentration Units: ug/L

SAMPLE:	PQL		
File: IBJ26A	Oct 26, 2011	15:51	
Analyte	TRUE	FOUND	% R
ALUMINUM	300.0	297.70	99.2
CALCIUM	100.0	105.90	105.9
COPPER	25.0	27.07	108.3
IRON	100.0	102.70	102.7
LEAD	5.0	5.79	115.8
MAGNESIUM	100.0	104.70	104.7

SAMPLE:	PQL		
File: IBJ26A	Oct 27, 2011	02:33	
Analyte	TRUE	FOUND	% R
ALUMINUM	300.0	295.20	98.4
CALCIUM	100.0	103.90	103.9
COPPER	25.0	26.17	104.7
IRON	100.0	103.50	103.5
LEAD	5.0	5.18	103.6
MAGNESIUM	100.0	103.30	103.3

INITIAL AND CONTINUING CALIBRATION BLANKS

Lab Name: Katahdin Analytical Services

SDG Name: SE6546

Concentration Units: ug/L

SAMPLE: ICB

File: IBJ26A Oct 26, 2011 15:46

SAMPLE: CCB

File: IBJ26A Oct 26, 2011 16:09

SAMPLE: CCB

File: IBJ26A Oct 26, 2011 17:03

Analyte	Result	C	Analyte	Result	C	Analyte	Result	C
ALUMINUM	14.400	U	ALUMINUM	14.400	U	ALUMINUM	14.400	U
CALCIUM	11.400	U	CALCIUM	11.400	U	CALCIUM	11.400	U
COPPER	0.640	U	COPPER	0.640	U	COPPER	0.640	U
IRON	3.020	U	IRON	3.020	U	IRON	3.020	U
LEAD	1.330	U	LEAD	1.330	U	LEAD	1.330	U
MAGNESIUM	5.500	U	MAGNESIUM	5.500	U	MAGNESIUM	5.500	U

INITIAL AND CONTINUING CALIBRATION BLANKS

Lab Name: Katahdin Analytical Services

SDG Name: SE6546

Concentration Units: ug/L

SAMPLE: CCB

File: IBJ26A Oct 26, 2011 17:58

Analyte	Result	C
ALUMINUM	14.400	U
CALCIUM	11.400	U
COPPER	0.640	U
IRON	5.534	J
LEAD	1.330	U
MAGNESIUM	5.500	U

SAMPLE: CCB

File: IBJ26A Oct 26, 2011 18:52

Analyte	Result	C
ALUMINUM	14.400	U
CALCIUM	11.400	U
COPPER	0.640	U
IRON	4.449	J
LEAD	1.330	U
MAGNESIUM	5.500	U

SAMPLE: CCB

File: IBJ26A Oct 26, 2011 19:47

Analyte	Result	C
ALUMINUM	14.400	U
CALCIUM	11.400	U
COPPER	0.640	U
IRON	10.710	J
LEAD	1.330	U
MAGNESIUM	5.500	U

INITIAL AND CONTINUING CALIBRATION BLANKS

Lab Name: Katahdin Analytical Services

SDG Name: SE6546

Concentration Units: ug/L

SAMPLE: CCB

File: IBJ26A Oct 26, 2011 20:42

SAMPLE: CCB

File: IBJ26A Oct 26, 2011 21:36

SAMPLE: CCB

File: IBJ26A Oct 26, 2011 22:31

Analyte	Result	C
ALUMINUM	14.400	U
CALCIUM	11.400	U
COPPER	0.640	U
IRON	4.420	J
LEAD	1.330	U
MAGNESIUM	5.500	U

Analyte	Result	C
ALUMINUM	14.400	U
CALCIUM	11.400	U
COPPER	0.640	U
IRON	3.020	U
LEAD	1.330	U
MAGNESIUM	5.500	U

Analyte	Result	C
ALUMINUM	14.400	U
CALCIUM	11.400	U
COPPER	0.640	U
IRON	3.020	U
LEAD	1.330	U
MAGNESIUM	5.500	U

INITIAL AND CONTINUING CALIBRATION BLANKS

Lab Name: Katahdin Analytical Services

SDG Name: SE6546

Concentration Units: ug/L

SAMPLE: CCB

File: IBJ26A Oct 26, 2011 23:26

SAMPLE: CCB

File: IBJ26A Oct 27, 2011 0:20

SAMPLE: CCB

File: IBJ26A Oct 27, 2011 1:15

Analyte	Result	C
ALUMINUM	14.400	U
CALCIUM	11.400	U
COPPER	0.640	U
IRON	3.020	U
LEAD	1.330	U
MAGNESIUM	5.500	U

Analyte	Result	C
ALUMINUM	14.400	U
CALCIUM	11.400	U
COPPER	0.640	U
IRON	3.020	U
LEAD	1.330	U
MAGNESIUM	5.500	U

Analyte	Result	C
ALUMINUM	14.400	U
CALCIUM	11.400	U
COPPER	0.640	U
IRON	3.020	U
LEAD	1.330	U
MAGNESIUM	5.500	U

INITIAL AND CONTINUING CALIBRATION BLANKS

Lab Name: Katahdin Analytical Services

SDG Name: SE6546

Concentration Units: ug/L

SAMPLE: CCB

File: IBJ26A Oct 27, 2011 2:10

SAMPLE: CCB

File: IBJ26A Oct 27, 2011 2:28

SAMPLE: CCB

File: IBJ26A Oct 27, 2011 2:51

Analyte	Result	C
ALUMINUM	14.400	U
CALCIUM	11.400	U
COPPER	0.640	U
IRON	4.614	J
LEAD	1.330	U
MAGNESIUM	5.500	U

Analyte	Result	C
ALUMINUM	14.400	U
CALCIUM	11.400	U
COPPER	0.640	U
IRON	3.020	U
LEAD	1.330	U
MAGNESIUM	5.500	U

Analyte	Result	C
ALUMINUM	14.400	U
CALCIUM	11.400	U
COPPER	0.640	U
IRON	3.020	U
LEAD	1.330	U
MAGNESIUM	5.500	U

3P
PREPARATION BLANKS

Lab Name: Katahdin Analytical Services

Sample ID: PBWBJ26ICW1

Matrix: WATER

SDG Name: SE6546

QC Batch ID: BJ26ICW1

Concentration Units : ug/L

Analyte	RESULT	C
COPPER	0.816	J
LEAD	1.070	U

ICP INTERFERENCE CHECK SAMPLE

Lab Name: Katahdin Analytical Services SDG Name: SE6546

Concentration Units: ug/L

SAMPLE: ICSA

File: IBJ26A Oct 26, 2011 15:55

Analyte	TRUE	FOUND	% R
ALUMINUM	500000	488600	97.7
CALCIUM	500000	450700	90.1
COPPER	0	9	
IRON	200000	180100	90.0
LEAD	0	1	
MAGNESIUM	500000	449300	89.9

SAMPLE: ICSAB

File: IBJ26A Oct 26, 2011 16:00

Analyte	TRUE	FOUND	% R
ALUMINUM	500000	482800	96.6
CALCIUM	500000	441600	88.3
COPPER	500	529	105.8
IRON	200000	178400	89.2
LEAD	50	47	94.0
MAGNESIUM	500000	441600	88.3

ICP INTERFERENCE CHECK SAMPLE

Lab Name: Katahdin Analytical Services SDG Name: SE6546

Concentration Units: ug/L

SAMPLE: ICSA

File: IBJ26A Oct 27, 2011 02:37

Analyte	TRUE	FOUND	% R
ALUMINUM	500000	478300	95.7
CALCIUM	500000	443300	88.7
COPPER	0	10	
IRON	200000	177200	88.6
LEAD	0	0	
MAGNESIUM	500000	445700	89.1

SAMPLE: ICSAB

File: IBJ26A Oct 27, 2011 02:42

Analyte	TRUE	FOUND	% R
ALUMINUM	500000	480200	96.0
CALCIUM	500000	448700	89.7
COPPER	500	521	104.2
IRON	200000	179000	89.5
LEAD	50	47	94.0
MAGNESIUM	500000	435600	87.1

5A
SPIKE SAMPLE RECOVERY

Lab Name: Katahdin Analytical Services

Client Field ID: OBLM20041S

Matrix: WATER

SDG Name: SE6546

Percent Solids: 0.00

Lab Sample ID: SE6546-006P

Concentration Units : ug/L

Analyte	Spiked		Sample		Spike Added	%R	Q	Control Limits (%R)		M
	Sample	Result	Result	C				Low	High	
COPPER, TOTAL		230.3000	1.7140	J	250	91.4		75	125	P
LEAD, TOTAL		95.4200	1.1840	J	100	94.2		75	125	P

Comments:

5A

SPIKE SAMPLE RECOVERY

Lab Name: Katahdin Analytical Services

Client Field ID: OBLM20041S

Matrix: WATER

SDG Name: SE6546

Percent Solids: 0.00

Lab Sample ID: SE6546-006S

Concentration Units : ug/L

Analyte	Spiked		Sample		Spike	%R	Q	Control Limits (%R)		M
	Sample	Result	Result	C				Added	Low	
COPPER, TOTAL		254.2000	1.7140	J	250	101.0		75	125	P
LEAD, TOTAL		105.0000	1.1840	J	100	103.8		75	125	P

Comments:

5D
SPIKE DUPLICATES

Lab Name: Katahdin Analytical Services

Client Field ID: OBLM20041

Matrix: WATER

SDG Name: SE6546

Percent Solids: 0.00

Lab Sample ID: SE6546-006

Concentration Units : ug/L

Analyte	Control Limits	Spike Result	C	Spike Dup. Result	C	RPD	Q	M
COPPER, TOTAL		254.2000		230.3000		9.9		P
LEAD, TOTAL		105.0000		95.4200		9.6		P

Comments:

LABORATORY CONTROL SAMPLES

Lab Name: Katahdin Analytical Services**Sample ID:** LCSWBJ26ICW1**Matrix:** WATER**SDG Name:** SE6546**QC Batch ID:** BJ26ICW1

Concentration Units : ug/L

Analyte	TRUE	FOUND	% R	LIMITS (%)	
COPPER	250.00	254.20	101.7	80	120
LEAD	100.00	108.20	108.2	80	120

ICP SERIAL DILUTION

Lab Name: Katahdin Analytical Services**Client Field ID:** OBLM20041L**Matrix:** WATER**SDG Name:** SE6546**Lab Sample ID:** SE6546-006L

Concentration Units: ug/L

Analyte	Sample Result	C	Dilution	Result	C	% Difference	Q	M
COPPER, TOTAL	1.71	J		1.63	U	100.0		P
LEAD, TOTAL	1.18	J		1.40	U	100.0		P

INSTRUMENT DETECTION LIMITS

Lab Name: Katahdin Analytical Services**Instrument Code: 1****Instrument Name: THERMO ICAP 6500****Date: 6/9/2011**

Analyte	Concentration Units: ug/L		
	CRDL	IDL	M
ALUMINUM	300	14.40	P
CALCIUM	100	11.40	P
COPPER	25	0.64	P
IRON	100	3.02	P
LEAD	5.0	1.33	P
MAGNESIUM	100	5.50	P

METHOD DETECTION LIMITS

Lab Name: Katahdin Analytical Services**Instrument Code:** I**Instrument Name:** THERMO ICAP 6500**Date:** 1/19/2011

Analyte	MDL	Units	M	EPA Prep./Anal. Method
COPPER	0.63	ug/L	P	SW846 3010A / SW846 6010C
LEAD	1.07	ug/L	P	SW846 3010A / SW846 6010C

ICP INTERELEMENT CORRECTION FACTORS

Lab Name: Katahdin Analytical Services SDG Name: SE6546

Instrument Name: THERMO ICAP 6500

Instrument ID: 1

Date: 4/29/2011

Interelement Correction Factors for:

Analyte	Wavelength (nm)	Al	Ca	Fe	Mg	As	Cr	Co	Cu	Mn	Mo	Ni	Ti	V
ALUMINUM	396.15	0.0	0.0002086	0.0	0.0	0.0	0.0	0.0	0.0	0.0	0.0429115	0.0	0.0	0.0
ANTIMONY	206.88	0.0000122	0.0	0.0000328	0.0	-0.0001492	0.0127235	0.0	0.0	0.0	-0.0003049	-0.0005901	0.0	-0.0014750
ARSENIC	189.04	0.0000070	0.0	-0.0001627	0.0	0.0	0.0005362	0.0	0.0	0.0	0.0009188	0.0	0.0	0.0
BARium	455.40	0.0	0.0	0.0	0.0	0.0	0.0	0.0	0.0	0.0	0.0	0.0	0.0	0.0
BERYLLIUM	313.04	0.0	0.0	0.0	0.0	0.0	0.0	0.0	0.0	0.0	0.0	0.0	-0.0005721	0.0001425
BORON	208.96	0.0	0.0	0.0	0.0	0.0	0.0	0.0	0.0	0.0	0.0377834	0.0	0.0	0.0
CADMIUM	226.50	0.0	0.0	0.0003106	0.0	0.0	0.0	0.0	0.0	0.0	0.0	-0.0000800	0.0	0.0
CALCIUM	315.89	0.0	0.0	0.0	0.0	0.0	0.0	-0.0009160	0.0	0.0	0.0	0.0	0.0	0.0
CHROMIUM	267.72	0.0	0.0	-0.0000059	0.0	0.0	0.0	0.0	0.0	0.0001110	0.0	0.0	0.0	0.0000720
COBALT	228.62	0.0	0.0	0.0000151	0.0	0.0	-0.0000930	0.0	0.0	0.0	0.0	0.0002140	0.0021732	0.0
COPPER	327.40	0.0	0.0	-0.0000222	0.0	0.0	0.0	0.0	0.0	0.0	0.0	0.0	-0.00006350	0.0001092
IRON	259.94	0.0	0.0	0.0	0.0	0.0	0.0	0.0	0.0	0.0	0.0	0.0	0.0	0.0
LEAD	220.35	-0.0001215	0.0	0.0000341	0.0	0.0	0.0	0.0000540	0.0000406	0.0	-0.0012070	0.0002080	-0.0000711	0.0
LITHIUM	670.78	0.0	0.0	0.0	0.0	0.0	0.0	0.0	0.0	0.0	0.0	0.0	0.0	0.0
MAGNESIUM	202.50	0.0	0.0	0.0001162	0.0	0.0	0.0	0.0	0.0	0.0	0.0	0.0	0.0003128	0.0
MANGANESE	257.61	0.0000009	0.0	0.0000138	-0.0000037	0.0	0.0	0.0	0.0	0.0	0.0	0.0	0.0	0.0
MOLYBDENUM	202.03	0.0	0.0	0.0	0.0	0.0	0.0001080	0.0	0.0	0.0	0.0	0.0	0.0	-0.0001920
NICKEL	231.60	0.0	0.0	-0.0000509	0.0	0.0	0.0	0.0000689	0.0	0.0	0.0027299	0.0	0.0	0.0
POTASSIUM	766.49	0.0	0.0	0.0	0.0	0.0	0.0	0.0	0.0	0.0	0.0	0.0	0.0	0.0
SELENIUM	196.09	0.0000289	0.0	0.0000050	0.0	-0.0001745	0.0	-0.0001909	0.0	0.0002049	0.0	0.0	0.0	-0.0001715
SILICON	251.61	0.0	0.0	-0.0001166	0.0	0.0	0.0	0.0	0.0	0.0	0.0115903	0.0	0.0009942	0.0
SILVER	328.07	0.0	0.0	-0.0003802	0.0	0.0	0.0	0.0	0.0	0.0	0.0	0.0	-0.0002850	0.0
SODIUM	589.59	0.0	0.0	0.0	0.0	0.0	0.0	0.0	0.0	0.0	0.0	0.0	0.0	0.0
STRONTIUM	421.55	0.0	0.0	0.0	0.0	0.0	0.0	0.0	0.0	0.0	0.0	0.0	0.0	0.0
THALLIUM	190.86	0.0000038	0.0	-0.0000002	0.0	0.0	0.0	0.0032040	0.0001434	-0.0010500	0.0000740	0.0	-0.0006398	0.0001102
TIN	189.99	0.0	0.0	0.0	0.0	0.0	0.0	0.0	0.0	0.0	0.0	0.0	0.0	0.0
TITANIUM	334.90	0.0	0.0	0.0	0.0	0.0	0.0001287	0.0	0.0	0.0	0.0004768	0.0	0.0	0.0
VANADIUM	292.40	0.0	0.0	0.0000149	0.0	0.0	-0.0013158	0.0	0.0	-0.0008201	-0.0081695	0.0	0.0003853	0.0
ZINC	206.20	0.0	0.0	0.0	0.0	0.0	-0.0011406	0.0	0.0	0.0	0.0	0.0	0.0	0.0

FORM XI - IN

ICP LINEAR RANGES

Lab Name: Katahdin Analytical Services**Instrument Code:** 1**Instrument Name:** THERMO ICAP 6500**Date:** 10/28/2011

Concentration Units: ug/L

Analyte	Integration Time (sec)	Linear Range	M
ALUMINUM	5.00	1000000	P
CALCIUM	5.00	500000	P
COPPER	10.00	20000	P
IRON	5.00	200000	P
LEAD	45.00	20000	P
MAGNESIUM	45.00	500000	P

13
PREPARATION LOG

Lab Name: Katahdin Analytical Services

QC Batch ID: BJ261CW1

Matrix: WATER

SDG Name: SE6546

Method: P

Prep Date: 10/26/2011

Client ID	Lab Sample ID	Initial (L)	Final (L)	Bottle ID
LCSWBJ261CW1	LCSWBJ261CW1	0.05	0.05	
PBWBJ261CW1	PBWBJ261CW1	0.05	0.05	
OBLM20036	SE6546-001	0.05	0.05	A
OBLM20037	SE6546-002	0.05	0.05	A
OBLM20038	SE6546-003	0.05	0.05	A
OBLM20039	SE6546-004	0.05	0.05	A
OBLM20040	SE6546-005	0.05	0.05	A
OBLM20041	SE6546-006	0.05	0.05	A
OBLM20041P	SE6546-006P	0.05	0.05	A
OBLM20041S	SE6546-006S	0.05	0.05	A
OBLM20042	SE6546-007	0.05	0.05	A

14
ANALYSIS RUN LOG

Lab Name: Katahdin Analytical Services

SDG Name: SE6546

Instrument ID: THERMO ICAP 6500

File Name: IBJ26A

Date: 10/26/2011

Method: P

Lab Sample ID	Client ID	D.F.	Time	Elements
Blank		1	15:33 AL	CA CU FE PB MG
Std 1		1	15:38 AL	CA CU FE PB MG
ICV		1	15:42 AL	CA CU FE PB MG
ICB		1	15:46 AL	CA CU FE PB MG
PQL		1	15:51 AL	CA CU FE PB MG
ICSA		1	15:55 AL	CA CU FE PB MG
ICSAB		1	16:00 AL	CA CU FE PB MG
CCV		1	16:05 AL	CA CU FE PB MG
CCB		1	16:09 AL	CA CU FE PB MG
PBWBJ26ICW1		1	16:14	CU PB
LCSWBJ26ICW1		1	16:18	CU PB
SE6546-001	OBLM20036	1	16:23	CU PB
SE6546-002	OBLM20037	1	16:27	CU PB
SE6546-003	OBLM20038	1	16:32	CU PB
SE6546-004	OBLM20039	1	16:36	CU PB
SE6546-005	OBLM20040	1	16:41	CU PB
SE6546-006	OBLM20041	1	16:46	CU PB
SE6546-006L	OBLM20041L	5	16:50	CU PB
SE6546-006S	OBLM20041S	1	16:55	CU PB
CCV		1	16:59 AL	CA CU FE PB MG
CCB		1	17:03 AL	CA CU FE PB MG
SE6546-006P	OBLM20041P	1	17:08	CU PB
SE6546-007	OBLM20042	1	17:12	CU PB
ZZZZZZ		1	17:17	
ZZZZZZ		1	17:21	
ZZZZZZ		1	17:26	
ZZZZZZ		1	17:30	
ZZZZZZ		1	17:35	
ZZZZZZ		1	17:40	
ZZZZZZ		1	17:44	
ZZZZZZ		1	17:49	
CCV		1	17:53 AL	CA CU FE PB MG
CCB		1	17:58 AL	CA CU FE PB MG
ZZZZZZ		1	18:02	
ZZZZZZ		1	18:07	
ZZZZZZ		1	18:11	
ZZZZZZ		1	18:16	
ZZZZZZ		1	18:20	
ZZZZZZ		1	18:25	
ZZZZZZ		1	18:30	
ZZZZZZ		1	18:34	
ZZZZZZ		1	18:39	
ZZZZZZ		1	18:43	
CCV		1	18:48 AL	CA CU FE PB MG
CCB		1	18:52 AL	CA CU FE PB MG
ZZZZZZ		1	18:57	
ZZZZZZ		5	19:01	
ZZZZZZ		1	19:06	
ZZZZZZ		1	19:10	
ZZZZZZ		1	19:15	

14
ANALYSIS RUN LOG

Lab Name: Katahdin Analytical Services

SDG Name: SE6546

Instrument ID: THERMO ICAP 6500

File Name: IBJ26A

Date: 10/26/2011

Method: P

Lab Sample ID	Client ID	D.F.	Time	Elements		
ZZZZZZ		1	19:20			
ZZZZZZ		1	19:24			
ZZZZZZ		1	19:29			
ZZZZZZ		1	19:33			
ZZZZZZ		1	19:38			
CCV		1	19:43	AL	CA	CU FE PB MG
CCB		1	19:47	AL	CA	CU FE PB MG
ZZZZZZ		1	19:52			
ZZZZZZ		1	19:56			
ZZZZZZ		1	20:01			
ZZZZZZ		1	20:05			
ZZZZZZ		1	20:10			
ZZZZZZ		1	20:14			
ZZZZZZ		1	20:19			
ZZZZZZ		1	20:24			
ZZZZZZ		1	20:28			
ZZZZZZ		1	20:33			
CCV		1	20:37	AL	CA	CU FE PB MG
CCB		1	20:42	AL	CA	CU FE PB MG
ZZZZZZ		1	20:46			
ZZZZZZ		1	20:51			
ZZZZZZ		1	20:55			
ZZZZZZ		1	21:00			
ZZZZZZ		1	21:04			
ZZZZZZ		1	21:09			
ZZZZZZ		1	21:14			
ZZZZZZ		1	21:18			
ZZZZZZ		1	21:23			
ZZZZZZ		5	21:27			
CCV		1	21:32	AL	CA	CU FE PB MG
CCB		1	21:36	AL	CA	CU FE PB MG
ZZZZZZ		1	21:41			
ZZZZZZ		1	21:45			
ZZZZZZ		1	21:50			
ZZZZZZ		1	21:55			
ZZZZZZ		1	21:59			
ZZZZZZ		1	22:04			
ZZZZZZ		1	22:08			
ZZZZZZ		1	22:13			
ZZZZZZ		1	22:18			
ZZZZZZ		1	22:22			
CCV		1	22:27	AL	CA	CU FE PB MG
CCB		1	22:31	AL	CA	CU FE PB MG
ZZZZZZ		5	22:36			
ZZZZZZ		1	22:40			
ZZZZZZ		1	22:45			
ZZZZZZ		1	22:49			
ZZZZZZ		1	22:54			
ZZZZZZ		1	22:58			
ZZZZZZ		2	23:03			
ZZZZZZ		10	23:07			

14
ANALYSIS RUN LOG

Lab Name: Katahdin Analytical Services

SDG Name: SE6546

Instrument ID: THERMO ICAP 6500

File Name: IBJ26A

Date: 10/26/2011

Method: P

Lab Sample ID	Client ID	D.F.	Time	Elements		
ZZZZZZ		2	23:12			
ZZZZZZ		2	23:17			
CCV		1	23:21 AL	CA	CU FE PB MG	
CCB		1	23:26 AL	CA	CU FE PB MG	
ZZZZZZ		2	23:30			
ZZZZZZ		1	23:35			
ZZZZZZ		1	23:39			
ZZZZZZ		1	23:44			
ZZZZZZ		1	23:48			
ZZZZZZ		1	23:53			
ZZZZZZ		1	23:58			
ZZZZZZ		1	0:02			
ZZZZZZ		1	0:07			
ZZZZZZ		1	0:11			
CCV		1	0:16 AL	CA	CU FE PB MG	
CCB		1	0:20 AL	CA	CU FE PB MG	
ZZZZZZ		1	0:25			
ZZZZZZ		1	0:29			
ZZZZZZ		1	0:34			
ZZZZZZ		1	0:39			
ZZZZZZ		1	0:43			
ZZZZZZ		1	0:48			
ZZZZZZ		1	0:52			
ZZZZZZ		1	0:57			
ZZZZZZ		1	1:01			
ZZZZZZ		1	1:06			
CCV		1	1:11 AL	CA	CU FE PB MG	
CCB		1	1:15 AL	CA	CU FE PB MG	
ZZZZZZ		1	1:20			
ZZZZZZ		1	1:24			
ZZZZZZ		1	1:29			
ZZZZZZ		1	1:34			
ZZZZZZ		5	1:38			
ZZZZZZ		1	1:43			
ZZZZZZ		1	1:47			
ZZZZZZ		1	1:52			
ZZZZZZ		1	1:56			
ZZZZZZ		1	2:01			
CCV		1	2:06 AL	CA	CU FE PB MG	
CCB		1	2:10 AL	CA	CU FE PB MG	
ZZZZZZ		1	2:15			
ZZZZZZ		1	2:19			
CCV		1	2:24 AL	CA	CU FE PB MG	
CCB		1	2:28 AL	CA	CU FE PB MG	
PQL		1	2:33 AL	CA	CU FE PB MG	
ICSA		1	2:37 AL	CA	CU FE PB MG	
ICSA B		1	2:42 AL	CA	CU FE PB MG	
CCV		1	2:47 AL	CA	CU FE PB MG	
CCB		1	2:51 AL	CA	CU FE PB MG	

Raw Data Section

KATAHDIN ANALYTICAL SERVICES, INC.
METALS ANALYSIS RUN INFORMATION SHEET

INSTR. ID: I-^{Thermo}ICAP 6500 ANALYST: ELN ANALYSIS DATE: 10-26-11

FILE NAME: IBJ26A
 REVIEWED

MM 11-3-11
 KATAHDIN ANALYTICAL
 METALS SECTION

METHOD:

ICP	ICP-MS	CVAA
<input checked="" type="checkbox"/> 200.7	<input type="checkbox"/> 200.8	<input type="checkbox"/> 245.0
<input checked="" type="checkbox"/> 6010B	<input type="checkbox"/> 6020	<input type="checkbox"/> 747.0
<input type="checkbox"/> CLP	<input type="checkbox"/> CLP	<input type="checkbox"/> CLP
<input type="checkbox"/> _____	<input type="checkbox"/> _____	<input type="checkbox"/> _____

STANDARDS USED:

Standard Name	Standard ID	Prep Date	Expiration Date	Standard Conc
Blank/FCB/CCB	MW13299	10-21-11	10-21-12	0 ug/L
Std 1	MW13323	10-13-11	01-13-12	varies by element
ICV	MW13324	10-13-11	01-13-12	↓
PQL	MW 13322	↓	12-30-11	↓
ICSA	MW13281	09-22-11	12-22-11	↓
ICSAB	MW13300	10-03-11	01-03-12	↓
CCV	MW13349	10-26-11	01-26-12	✓
Internal Std	MW13346	10-21-11	11-01-11	✓ 5 mg/L
		10-27-11		

Additional Comments and Notes:

MM 11-3-11

INSTRUMENT RUNLOG

Instrument: ICAP 6500

SAMPLE ID	DF	FILE	DATE	TIME	ANALYST
Blank	1.000	IBJ26A	10/26/2011	15:33	EAM
Std 1	1.000	IBJ26A	10/26/2011	15:38	EAM
ICV	1.000	IBJ26A	10/26/2011	15:42	EAM
ICB	1.000	IBJ26A	10/26/2011	15:46	EAM
PQL	1.000	IBJ26A	10/26/2011	15:51	EAM
ICSA	1.000	IBJ26A	10/26/2011	15:55	EAM
ICSAB	1.000	IBJ26A	10/26/2011	16:00	EAM
CCV	1.000	IBJ26A	10/26/2011	16:05	EAM
CCB	1.000	IBJ26A	10/26/2011	16:09	EAM
PBWBJ26ICW1	1.000	IBJ26A	10/26/2011	16:14	EAM
LCSWBJ26ICW1	1.000	IBJ26A	10/26/2011	16:18	EAM
SE6546-001	1.000	IBJ26A	10/26/2011	16:23	EAM
SE6546-002	1.000	IBJ26A	10/26/2011	16:27	EAM
SE6546-003	1.000	IBJ26A	10/26/2011	16:32	EAM
SE6546-004	1.000	IBJ26A	10/26/2011	16:36	EAM
SE6546-005	1.000	IBJ26A	10/26/2011	16:41	EAM
SE6546-006	1.000	IBJ26A	10/26/2011	16:46	EAM
SE6546-006L	5.000	IBJ26A	10/26/2011	16:50	EAM
SE6546-006S	1.000	IBJ26A	10/26/2011	16:55	EAM
CCV	1.000	IBJ26A	10/26/2011	16:59	EAM
CCB	1.000	IBJ26A	10/26/2011	17:03	EAM
SE6546-006P	1.000	IBJ26A	10/26/2011	17:08	EAM
SE6546-007	1.000	IBJ26A	10/26/2011	17:12	EAM
SE6762-001	1.000	IBJ26A	10/26/2011	17:17	EAM
SE6762-002	1.000	IBJ26A	10/26/2011	17:21	EAM
LCSWBJ25ICW1	1.000	IBJ26A	10/26/2011	17:26	EAM
SE6975-001	1.000	IBJ26A	10/26/2011	17:30	EAM
PBSBJ21ICS2	1.000	IBJ26A	10/26/2011	17:35	EAM
LCSOBJ21ICS2	1.000	IBJ26A	10/26/2011	17:40	EAM
SE6616-001	1.000	IBJ26A	10/26/2011	17:44	EAM
SE6616-002	1.000	IBJ26A	10/26/2011	17:49	EAM
CCV	1.000	IBJ26A	10/26/2011	17:53	EAM
CCB	1.000	IBJ26A	10/26/2011	17:58	EAM
SE6616-003	1.000	IBJ26A	10/26/2011	18:02	EAM
SE6616-004	1.000	IBJ26A	10/26/2011	18:07	EAM
SE6616-005	1.000	IBJ26A	10/26/2011	18:11	EAM
SE6616-006	1.000	IBJ26A	10/26/2011	18:16	EAM
SE6616-007	1.000	IBJ26A	10/26/2011	18:20	EAM
SE6616-008	1.000	IBJ26A	10/26/2011	18:25	EAM
SE6616-009	1.000	IBJ26A	10/26/2011	18:30	EAM
SE6616-010	1.000	IBJ26A	10/26/2011	18:34	EAM
SE6616-011	1.000	IBJ26A	10/26/2011	18:39	EAM
SE6616-012	1.000	IBJ26A	10/26/2011	18:43	EAM
CCV	1.000	IBJ26A	10/26/2011	18:48	EAM

SAMPLE ID	DF	FILE	DATE	TIME	ANALYST
CCB	1.000	IBJ26A	10/26/2011	18:52	EAM
SE6616-013	1.000	IBJ26A	10/26/2011	18:57	EAM
SE6616-013L	5.000	IBJ26A	10/26/2011	19:01	EAM
SE6616-013A	1.000	IBJ26A	10/26/2011	19:06	EAM
SE6616-013D	1.000	IBJ26A	10/26/2011	19:10	EAM
SE6616-013S	1.000	IBJ26A	10/26/2011	19:15	EAM
SE6616-014	1.000	IBJ26A	10/26/2011	19:20	EAM
SE6616-015	1.000	IBJ26A	10/26/2011	19:24	EAM
SE6616-016	1.000	IBJ26A	10/26/2011	19:29	EAM
SE6616-017	1.000	IBJ26A	10/26/2011	19:33	FAM
SE6616-018	1.000	IBJ26A	10/26/2011	19:38	EAM
CCV	1.000	IBJ26A	10/26/2011	19:43	EAM
CCB	1.000	IBJ26A	10/26/2011	19:47	EAM
SE6616-019	1.000	IBJ26A	10/26/2011	19:52	EAM
SE6616-020	1.000	IBJ26A	10/26/2011	19:56	EAM
PBSBJ23ICS1	1.000	IBJ26A	10/26/2011	20:01	EAM
LCSOBJ23ICS1	1.000	IBJ26A	10/26/2011	20:05	EAM
SE6617-001	1.000	IBJ26A	10/26/2011	20:10	EAM
SE6617-002	1.000	IBJ26A	10/26/2011	20:14	EAM
SE6617-003	1.000	IBJ26A	10/26/2011	20:19	EAM
SE6617-004	1.000	IBJ26A	10/26/2011	20:24	EAM
SE6617-005	1.000	IBJ26A	10/26/2011	20:28	EAM
SE6617-007	1.000	IBJ26A	10/26/2011	20:33	EAM
CCV	1.000	IBJ26A	10/26/2011	20:37	EAM
CCB	1.000	IBJ26A	10/26/2011	20:42	EAM
SE6617-008	1.000	IBJ26A	10/26/2011	20:46	EAM
SE6617-009	1.000	IBJ26A	10/26/2011	20:51	EAM
SE6617-010	1.000	IBJ26A	10/26/2011	20:55	EAM
SE6617-011	1.000	IBJ26A	10/26/2011	21:00	EAM
SE6617-012	1.000	IBJ26A	10/26/2011	21:04	EAM
SE6617-013	1.000	IBJ26A	10/26/2011	21:09	EAM
SE6617-014	1.000	IBJ26A	10/26/2011	21:14	EAM
SE6617-015	1.000	IBJ26A	10/26/2011	21:18	EAM
SE6617-016	1.000	IBJ26A	10/26/2011	21:23	EAM
SE6617-016L	5.000	IBJ26A	10/26/2011	21:27	EAM
CCV	1.000	IBJ26A	10/26/2011	21:32	EAM
CCB	1.000	IBJ26A	10/26/2011	21:36	EAM
SE6617-016A	1.000	IBJ26A	10/26/2011	21:41	EAM
SE6617-016D	1.000	IBJ26A	10/26/2011	21:45	EAM
SE6617-016S	1.000	IBJ26A	10/26/2011	21:50	EAM
SE6617-017	1.000	IBJ26A	10/26/2011	21:55	EAM
SE6617-018	1.000	IBJ26A	10/26/2011	21:59	EAM
SE6617-019	1.000	IBJ26A	10/26/2011	22:04	EAM
SE6617-020	1.000	IBJ26A	10/26/2011	22:08	EAM
SE6778-002	1.000	IBJ26A	10/26/2011	22:13	EAM
SE6778-003	1.000	IBJ26A	10/26/2011	22:18	EAM
SE6778-004	1.000	IBJ26A	10/26/2011	22:22	EAM

SAMPLE ID	DF	FILE	DATE	TIME	ANALYST
CCV	1.000	IBJ26A	10/26/2011	22:27	EAM
CCB	1.000	IBJ26A	10/26/2011	22:31	EAM
SE6778-004L	5.000	IBJ26A	10/26/2011	22:36	EAM
SE6778-004A	1.000	IBJ26A	10/26/2011	22:40	EAM
SE6778-004D	1.000	IBJ26A	10/26/2011	22:45	EAM
SE6778-004S	1.000	IBJ26A	10/26/2011	22:49	EAM
SE6778-005	1.000	IBJ26A	10/26/2011	22:54	EAM
SE6778-006	1.000	IBJ26A	10/26/2011	22:58	EAM
SE6778-007	2.000	IBJ26A	10/26/2011	23:03	EAM
SE6778-007L	10.00	IBJ26A	10/26/2011	23:07	EAM
SE6778-007A	2.000	IBJ26A	10/26/2011	23:12	FAM
SE6778-007D	2.000	IBJ26A	10/26/2011	23:17	EAM
CCV	1.000	IBJ26A	10/26/2011	23:21	EAM
CCB	1.000	IBJ26A	10/26/2011	23:26	EAM
SE6778-007S	2.000	IBJ26A	10/26/2011	23:30	EAM
SE6778-008	1.000	IBJ26A	10/26/2011	23:35	EAM
SE6778-009	1.000	IBJ26A	10/26/2011	23:39	EAM
SE6778-010	1.000	IBJ26A	10/26/2011	23:44	EAM
SE6778-011	1.000	IBJ26A	10/26/2011	23:48	EAM
SE6778-012	1.000	IBJ26A	10/26/2011	23:53	EAM
SE6778-013	1.000	IBJ26A	10/26/2011	23:58	EAM
PBSBJ25ICS1	1.000	IBJ26A	10/27/2011	0:02	EAM
LCSOBJ25ICS1	1.000	IBJ26A	10/27/2011	0:07	EAM
SE6618-001	1.000	IBJ26A	10/27/2011	0:11	EAM
CCV	1.000	IBJ26A	10/27/2011	0:16	EAM
CCB	1.000	IBJ26A	10/27/2011	0:20	EAM
SE6618-002	1.000	IBJ26A	10/27/2011	0:25	EAM
SE6618-003	1.000	IBJ26A	10/27/2011	0:29	EAM
SE6618-004	1.000	IBJ26A	10/27/2011	0:34	EAM
SE6618-005	1.000	IBJ26A	10/27/2011	0:39	EAM
SE6618-006	1.000	IBJ26A	10/27/2011	0:43	EAM
SE6618-008	1.000	IBJ26A	10/27/2011	0:48	EAM
SE6618-009	1.000	IBJ26A	10/27/2011	0:52	EAM
SE6618-010	1.000	IBJ26A	10/27/2011	0:57	EAM
SE6618-011	1.000	IBJ26A	10/27/2011	1:01	EAM
SE6618-012	1.000	IBJ26A	10/27/2011	1:06	EAM
CCV	1.000	IBJ26A	10/27/2011	1:11	EAM
CCB	1.000	IBJ26A	10/27/2011	1:15	EAM
SE6618-013	1.000	IBJ26A	10/27/2011	1:20	EAM
SE6618-014	1.000	IBJ26A	10/27/2011	1:24	EAM
SE6618-015	1.000	IBJ26A	10/27/2011	1:29	EAM
SE6618-016	1.000	IBJ26A	10/27/2011	1:34	EAM
SE6618-016L	5.000	IBJ26A	10/27/2011	1:38	EAM
SE6618-016A	1.000	IBJ26A	10/27/2011	1:43	EAM
SE6618-016D	1.000	IBJ26A	10/27/2011	1:47	EAM
SE6618-016S	1.000	IBJ26A	10/27/2011	1:52	EAM
SE6618-017	1.000	IBJ26A	10/27/2011	1:56	EAM

SAMPLE ID	DF	FILE	DATE	TIME	ANALYST
SE6618-018	1.000	IBJ26A	10/27/2011	2:01	EAM
CCV	1.000	IBJ26A	10/27/2011	2:06	EAM
CCB	1.000	IBJ26A	10/27/2011	2:10	EAM
SE6618-019	1.000	IBJ26A	10/27/2011	2:15	EAM
SE6618-020	1.000	IBJ26A	10/27/2011	2:19	EAM
CCV	1.000	IBJ26A	10/27/2011	2:24	EAM
CCB	1.000	IBJ26A	10/27/2011	2:28	EAM
PQL	1.000	IBJ26A	10/27/2011	2:33	EAM
ICSA	1.000	IBJ26A	10/27/2011	2:37	EAM
ICSAB	1.000	IBJ26A	10/27/2011	2:42	EAM
CCV	1.000	IBJ26A	10/27/2011	2:47	EAM
CCB	1.000	IBJ26A	10/27/2011	2:51	EAM

Intensity Report

Author:

Published: 10/27/2011 8:52:03AM

Notes:

Blank

Method Name: K6010-2011

Method Revision: 50

Analyst Name: EAM

Acquire Date: 10/26/2011 3:33:31PM

Sample Type: Standard

Elem	Flags	Avg	Units	Stddev	%RSD	Intensity Ratio
Ag3280_A		-0.0001455	Cts/S	0.000006014	4.132	-36.67
Al3961_R		0.0008478	Cts/S	0.00001751	2.065	19.25
As1891_A		-0.0001344	Cts/S	0.000002276	1.693	-1.229
Au2427_A		0.00009775	Cts/S	0.0002546	260.5	0.8982
B_2089_A		0.0002245	Cts/S	0.00001683	7.494	2.052
Ba4554_R		0.004087	Cts/S	0.0003537	8.655	92.82
Be3130_R		-0.0001370	Cts/S	0.0001763	128.7	-3.104
Ca3158_R		-0.001772	Cts/S	0.0001824	10.29	-40.25
Cd2265_A		-0.0001846	Cts/S	0.00004431	24.00	-1.688
Co2286_A		0.0006259	Cts/S	0.000004233	0.6763	5.721
Cr2677_A		0.00001886	Cts/S	0.000005734	30.40	4.761
Cu3273_A		-0.00001396	Cts/S	0.000003779	27.07	-3.522
Fe2599_R		0.0001442	Cts/S	0.00001987	13.78	3.276
K_7664_R		0.0004196	Cts/S	0.0009392	223.8	9.570
Li6707_R		-0.0001142	Cts/S	0.0001899	166.3	-2.585
Mg2025_A		-0.0003383	Cts/S	0.00001722	5.090	-3.092
Mn2576_R		0.0002481	Cts/S	0.00004245	17.11	5.635
Mo2020_A		-0.0001006	Cts/S	0.00003180	31.61	-0.9190
Na5895_R		0.001246	Cts/S	0.000003495	0.2805	28.29
Ni2316_A		-0.00008902	Cts/S	0.00005714	64.18	-0.8147
Pb2203_A		-0.00005167	Cts/S	0.00002488	48.15	-0.4727
Sb2068_A		0.00007907	Cts/S	0.00002773	35.07	0.7232
Se1960_A		0.0002184	Cts/S	0.00001615	7.393	1.996
Si2516_R		0.0004494	Cts/S	0.0001245	27.72	10.20
Sn1899_A		0.0001408	Cts/S	0.00004639	32.95	1.286
Sr4215_R		-0.002968	Cts/S	0.0003599	12.13	-67.38
Ti3349_A		-0.0001474	Cts/S	0.00002796	18.97	-37.18
Tl1908_A		-0.00004041	Cts/S	0.00001468	36.34	-0.3696
V_2924_A		0.000008296	Cts/S	0.00001402	169.0	-2.108
Zn2062_A		0.00005806	Cts/S	0.00001987	34.22	0.5303
Y_3600_R		22,709	Cts/S	88.171	0.38827	22,709
Y_2243_A		9,139.7	Cts/S	38.015	0.41593	9,139.7
Y_3600_A		252,030	Cts/S	2,396.1	0.95072	252,030

Std 1

Method Name: K6010-2011

Method Revision: 50

Analyst Name: EAM

Acquire Date: 10/26/2011 3:38:05PM

Sample Type: Standard

Elem	Flags	Avg	Units	Stddev	%RSD	Intensity Ratio
Ag3280_A		0.09454	Cts/S	0.0003708	0.3922	22,970
Al3961_R		0.9021	Cts/S	0.004910	0.5443	20,300
As1891_A		0.03620	Cts/S	0.0001260	0.3481	324.2
Au2427_A		0.4147	Cts/S	0.004334	1.045	3,714
B_2089_A		0.1046	Cts/S	0.0009233	0.8829	936.7
Ba4554_R		2.384	Cts/S	0.008052	0.3378	53,640
Be3130_R		4.163	Cts/S	0.01560	0.3747	93,690
Ca3158_R		1.626	Cts/S	0.004178	0.2569	36,590
Cd2265_A		1.733	Cts/S	0.01170	0.6753	15,520
Co2286_A		0.4211	Cts/S	0.002140	0.5082	3,771
Cr2677_A		0.05890	Cts/S	0.00001051	0.01784	14,310
Cu3273_A		0.05661	Cts/S	0.00007597	0.1342	13,750
Fe2599_R		1.995	Cts/S	0.009419	0.4721	44,890

Published: 10/27/2011 8:52:03AM

Page 1 of 101

Std 1

Method Name: K6010-2011
 Analyst Name: EAM
 Acquire Date: 10/26/2011 3:38:05PM

Method Revision: 50

Sample Type: Standard

Elem	Flags	Avg	Units	Stddev	%RSD	Intensity Ratio
K_7664_R		0.6663	Cts/S	0.002557	0.3838	14,990
Li6707_R		0.4462	Cts/S	0.001322	0.2962	10,040
Mg2025_A		0.5103	Cts/S	0.003481	0.6820	4,571
Mn2576_R		0.4558	Cts/S	0.0009918	0.2176	10,260
Mo2020_A		0.2326	Cts/S	0.002761	1.187	2,083
Na5895_R		1.980	Cts/S	0.005179	0.2616	44,550
Ni2316_A		0.2660	Cts/S	0.001800	0.6768	2,382
Pb2203_A		0.1203	Cts/S	0.0005934	0.4932	1,078
Sb2068_A		0.04205	Cts/S	0.0002362	0.5616	376.7
Se1960_A		0.02163	Cts/S	0.0002697	1.247	193.7
Si2516_R		0.5869	Cts/S	0.0007279	0.1240	13,210
Sn1899_A		0.05908	Cts/S	0.0004982	0.8434	529.1
Sr4215_R		3.253	Cts/S	0.01605	0.4934	73,200
Ti3349_A		0.1291	Cts/S	0.00002766	0.02142	31,370
Tl1908_A		0.04880	Cts/S	0.0001939	0.3974	437.1
V_2924_A		0.06332	Cts/S	0.0004240	0.6697	15,380
Zn2062_A		0.3543	Cts/S	0.001251	0.3530	3,173
Y_3600_R		22,502	Cts/S	67.363	0.29936	22,502
Y_2243_A		8,956.6	Cts/S	32.361	0.36131	8,956.6
Y_3600_A		242,930	Cts/S	836.60	0.34438	242,930

ICV

Method Name: K6010-2011
 Analyst Name: EAM
 Acquire Date: 10/26/2011 3:42:27PM

Method Revision: 50

Sample Type: QC

Elem	Flags	Avg	Units	Stddev	%RSD	Intensity Ratio
Ag3280_A		397.2	ug/L	0.03293	0.008290	9,319
Al3961_R		9,779	ug/L	23.91	0.2445	7,952
As1891_A		388.7	ug/L	0.8595	0.2211	127.4
Au2427_A		387.3	ug/L	2.980	0.7695	1,463
B_2089_A		396.6	ug/L	1.495	0.3769	379.0
Ba4554_R		394.8	ug/L	0.1255	0.03178	21,230
Be3130_R		399.4	ug/L	0.9519	0.2383	37,410
Ca3158_R		9,735	ug/L	16.08	0.1651	14,230
Cd2265_A		398.6	ug/L	0.6683	0.1676	6,290
Co2286_A		401.5	ug/L	1.450	0.3610	1,543
Cr2677_A		399.3	ug/L	1.420	0.3556	5,852
Cu3273_A		398.3	ug/L	0.4275	0.1073	5,607
Fe2599_R		9,899	ug/L	22.92	0.2315	17,780
K_7664_R		13,500	ug/L	12.10	0.08965	8,098
Li6707_R		401.2	ug/L	0.8010	0.1996	4,027
Mg2025_A		9,996	ug/L	30.76	0.3077	1,856
Mn2576_R		398.3	ug/L	2.515	0.6316	4,087
Mo2020_A		402.2	ug/L	0.6367	0.1583	851.2
Na5895_R		9,733	ug/L	0.9796	0.01006	17,360
Ni2316_A		399.1	ug/L	0.2577	0.06458	966.1
Pb2203_A		405.3	ug/L	0.7202	0.1777	443.7
Sb2068_A		389.7	ug/L	1.974	0.5066	149.7
Se1960_A		398.5	ug/L	0.1819	0.04564	79.70
Si2516_R		9,661	ug/L	27.47	0.2843	5,110
Sn1899_A		397.9	ug/L	0.5459	0.1372	214.8
Sr4215_R		388.3	ug/L	0.1641	0.04227	28,380
Ti3349_A		392.7	ug/L	0.3529	0.08985	12,590
Tl1908_A		406.4	ug/L	0.2429	0.05976	180.4
V_2924_A		397.0	ug/L	0.2884	0.07264	6,250
Zn2062_A		401.2	ug/L	0.3903	0.09727	1,295
Y_3600_R		22,501	Cts/S	50.867	0.22606	22,501

ICV

Method Name: K6010-2011
 Analyst Name: EAM
 Acquire Date: 10/26/2011 3:42:27PM

Method Revision: 50

Sample Type: QC

Elem	Flags	Avg	Units	Stddev	%RSD	Intensity Ratio
Y_2243_A		9,105.9	Cts/S	27.365	0.30051	9,105.9
Y_3600_A		248,730	Cts/S	282.00	0.11338	248,730

ICB

Method Name: K6010-2011
 Analyst Name: EAM
 Acquire Date: 10/26/2011 3:46:48PM

Method Revision: 50

Sample Type: QC

Elem	Flags	Avg	Units	Stddev	%RSD	Intensity Ratio
Ag3280_A		0.1302	ug/L	0.7093	544.6	-32.68
Al3961_R		-13.36	ug/L	0.2923	2.188	8.502
As1891_A		1.962	ug/L	0.4145	21.13	-0.5737
Au2427_A		-0.4548	ug/L	0.5553	122.1	-0.8235
B_2089_A		1.108	ug/L	0.1413	12.75	3.119
Ba4554_R		0.07993	ug/L	0.1670	209.0	98.30
Be3130_R		-0.02144	ug/L	0.04039	188.4	-5.201
Ca3158_R		-0.2593	ug/L	0.9589	369.9	-41.12
Cd2265_A		-0.02311	ug/L	0.03447	149.2	-2.048
Co2286_A		0.2612	ug/L	0.05518	21.13	6.707
Cr2677_A		-0.04126	ug/L	0.1381	334.8	4.070
Cu3273_A		-0.4321	ug/L	0.9386	217.2	-9.598
Fe2599_R		-0.2862	ug/L	1.360	475.4	2.790
K_7664_R		-0.7989	ug/L	19.91	2,493	9.158
Li6707_R		2.242	ug/L	0.5647	25.19	20.37
Mg2025_A		-2.067	ug/L	1.315	63.62	-3.470
Mn2576_R		-0.1394	ug/L	0.3168	227.2	4.241
Mo2020_A		1.905	ug/L	0.4286	22.50	3.125
Na5895_R		-6.179	ug/L	10.19	165.0	17.40
Ni2316_A		0.2815	ug/L	0.1313	46.62	-0.1243
Pb2203_A		0.4915	ug/L	0.3479	70.78	0.06949
Sb2068_A		-0.5853	ug/L	0.4243	72.49	0.4968
Se1960_A		3.735	ug/L	3.153	84.43	2.721
Si2516_R		4.431	ug/L	7.709	174.0	12.73
Sn1899_A		0.7088	ug/L	0.1880	26.52	1.665
Sr4215_R		-0.04564	ug/L	0.04907	107.5	-71.63
Ti3349_A		0.01172	ug/L	0.1571	1,341	-35.99
Tl1908_A		1.356	ug/L	0.3208	23.65	0.2391
V_2924_A		0.4533	ug/L	0.1735	38.28	4.955
Zn2062_A		0.05113	ug/L	0.03390	66.30	0.6952
Y_3600_R		22,984	Cts/S	12.064	0.052488	22,984
Y_2243_A		9,119.9	Cts/S	31.040	0.34036	9,119.9
Y_3600_A		246,550	Cts/S	4,484.6	1.8189	246,550

PQL

Method Name: K6010-2011
 Analyst Name: EAM
 Acquire Date: 10/26/2011 3:51:21PM

Method Revision: 50

Sample Type: QC

Elem	Flags	Avg	Units	Stddev	%RSD	Intensity Ratio
Ag3280_A		10.77	ug/L	0.009185	0.08527	216.7
Al3961_R		297.7	ug/L	6.007	2.018	265.5
As1891_A		8.626	ug/L	0.2883	3.343	1.642
Au2427_A		98.68	ug/L	0.8797	0.8915	372.1
B_2089_A		50.27	ug/L	0.4710	0.9369	49.18
Ba4554_R		5.190	ug/L	0.01585	0.3054	377.0
Be3130_R		5.172	ug/L	0.04456	0.8616	490.1
Ca3158_R		105.9	ug/L	1.824	1.722	117.5
Cd2265_A		5.204	ug/L	0.05903	1.134	80.67
Co2286_A		10.95	ug/L	0.02844	0.2598	47.79

PQL

Method Name: K6010-2011
Analyst Name: EAM
Acquire Date: 10/26/2011 3:51:21PM

Method Revision: 50

Sample Type: QC

Elem	Flags	Avg	Units	Stddev	%RSD	Intensity Ratio
Cr2677_A		10.88	ug/L	0.3370	3.096	163.0
Cu3273_A		27.07	ug/L	0.7532	2.783	375.6
Fe2599_R		102.7	ug/L	1.138	1.108	191.2
K_7664_R		967.5	ug/L	40.00	4.134	600.5
Li6707_R		102.5	ug/L	0.7360	0.7178	1,047
Mg2025_A		104.7	ug/L	1.053	1.006	16.44
Mn2576_R		4.994	ug/L	0.6040	12.09	57.86
Mo2020_A		11.07	ug/L	0.1206	1.090	22.61
Na5895_R		998.3	ug/L	4.811	0.4819	1,840
Ni2316_A		10.83	ug/L	0.1039	0.9591	25.53
Pb2203_A		5.794	ug/L	0.5670	9.787	5.877
Sb2068_A	W	6.274	ug/L	0.9657	15.39	3.135
Se1960_A		11.22	ug/L	1.575	14.04	4.190
Si2516_R		197.1	ug/L	1.735	0.8803	116.3
Sn1899_A		101.7	ug/L	0.1991	0.1957	56.06
Sr4215_R		10.02	ug/L	0.01490	0.1488	679.8
Ti3349_A		15.75	ug/L	0.2749	1.745	466.8
Ti1908_A		16.63	ug/L	0.6713	4.038	7.071
V_2924_A		10.63	ug/L	0.3388	3.188	164.2
Zn2062_A		21.01	ug/L	0.08480	0.4037	68.54
Y_3600_R		22,931	Cts/S	65.011	0.28351	22,931
Y_2243_A		9,134.9	Cts/S	41.938	0.45909	9,134.9
Y_3600_A		247,180	Cts/S	4,700.1	1.9015	247,180

ICSA

Method Name: K6010-2011
Analyst Name: EAM
Acquire Date: 10/26/2011 3:55:56PM

Method Revision: 50

Sample Type: QC

Elem	Flags	Avg	Units	Stddev	%RSD	Intensity Ratio
Ag3280_A		-1.907	ug/L	0.2513	13.18	-682.1
Al3961_R		488,600	ug/L	14,890	3.049	389,300
As1891_A		1.116	ug/L	0.2550	22.85	-10.23
Au2427_A		-4.625	ug/L	0.2830	6.118	93.44
B_2089_A		0.5277	ug/L	0.4986	94.48	2.276
Ba4554_R		1.305	ug/L	0.2554	19.57	159.1
Be3130_R		-0.09760	ug/L	0.02553	26.16	-12.17
Ca3158_R		450,700	ug/L	14,610	3.241	649,800
Cd2265_A		0.9393	ug/L	0.03538	3.766	217.0
Co2286_A		-1.085	ug/L	0.4362	40.21	3.991
Cr2677_A		4.850	ug/L	0.1206	2.486	91.68
Cu3273_A		9.383	ug/L	0.1592	1.697	37.77
Fe2599_R		180,100	ug/L	90.38	0.05018	318,300
K_7664_R		11.70	ug/L	40.65	347.4	15.92
Li6707_R		4.699	ug/L	0.9366	19.93	43.81
Mg2025_A		449,300	ug/L	868.7	0.1933	76,360
Mn2576_R		-0.8656	ug/L	0.1812	20.93	16.88
Mo2020_A		-2.162	ug/L	0.2690	12.44	-5.021
Na5895_R		-16.83	ug/L	4.173	24.79	-1.993
Ni2316_A		1.885	ug/L	0.1154	6.123	-9.967
Pb2203_A		1.399	ug/L	2.435	174.0	-56.76
Sb2068_A		-1.753	ug/L	1.070	61.00	4.104
Se1960_A		2.360	ug/L	3.120	132.2	5.839
Si2516_R		10.04	ug/L	1.616	16.09	9.623
Sn1899_A		5.284	ug/L	0.5023	9.506	3.762
Sr4215_R	W	54.35	ug/L	0.4249	0.7818	3,854
Ti3349_A		1.860	ug/L	0.1041	5.595	20.72
Ti1908_A		1.929	ug/L	0.4151	21.52	0.7103

ICSA

Method Name: K6010-2011
 Analyst Name: EAM
 Acquire Date: 10/26/2011 3:55:56PM

Method Revision: 50

Sample Type: QC

Elem	Flags	Avg	Units	Stddev	%RSD	Intensity Ratio
V_2924_A		-0.2040	ug/L	0.1778	87.17	26.65
Zn2062_A		2.025	ug/L	0.1222	6.035	6.441
Y_3600_R		22,146	Cts/S	511.36	2.3090	22,146
Y_2243_A		8,318.6	Cts/S	11.653	0.14008	8,318.6
Y_3600_A		223,190	Cts/S	713.28	0.31958	223,190

ICSAB

Method Name: K6010-2011
 Analyst Name: EAM
 Acquire Date: 10/26/2011 4:00:43PM

Method Revision: 50

Sample Type: QC

Elem	Flags	Avg	Units	Stddev	%RSD	Intensity Ratio
Ag3280_A		213.7	ug/L	0.09884	0.04625	3,838
Al3961_R		482,800	ug/L	9,112	1.887	380,200
As1891_A		99.48	ug/L	0.6423	0.6457	19.60
Au2427_A		496.9	ug/L	1.923	0.3871	1,795
B_2089_A		496.3	ug/L	0.7776	0.1567	427.9
Ba4554_R		498.0	ug/L	1.406	0.2824	26,020
Be3130_R		499.0	ug/L	0.6254	0.1253	45,450
Ca3158_R		441,600	ug/L	9,861	2.233	629,100
Cd2265_A		922.5	ug/L	0.1860	0.02016	13,330
Co2286_A		459.5	ug/L	0.3367	0.07327	1,598
Cr2677_A		486.5	ug/L	1.961	0.4031	6,322
Cu3273_A		528.7	ug/L	2.281	0.4315	6,507
Fe2599_R		178,400	ug/L	2,570	1.441	311,500
K_7664_R		20,710	ug/L	136.7	0.6602	12,080
Li6707_R		521.6	ug/L	0.6851	0.1313	5,091
Mg2025_A		441,600	ug/L	529.2	0.1198	74,240
Mn2576_R		471.6	ug/L	2.984	0.6327	4,725
Mo2020_A		486.6	ug/L	1.509	0.3101	930.9
Na5895_R		20,790	ug/L	86.77	0.4173	36,030
Ni2316_A		907.3	ug/L	0.2085	0.02298	1,973
Pb2203_A		46.96	ug/L	0.6781	1.444	-10.23
Sb2068_A		591.6	ug/L	1.160	0.1960	208.5
Se1960_A		47.82	ug/L	4.189	8.760	13.77
Si2516_R		1,969	ug/L	12.28	0.6238	1,018
Sn1899_A		464.1	ug/L	0.6271	0.1351	226.2
Sr4215_R		551.9	ug/L	2.353	0.4263	39,250
Ti3349_A		502.9	ug/L	1.598	0.3177	14,260
Tl1908_A		90.64	ug/L	0.8547	0.9430	35.32
V_2924_A		490.3	ug/L	0.1555	0.03172	6,852
Zn2062_A		931.1	ug/L	0.3894	0.04182	2,716
Y_3600_R		21,880	Cts/S	197.61	0.90314	21,880
Y_2243_A		8,229.3	Cts/S	16.891	0.20526	8,229.3
Y_3600_A		219,800	Cts/S	1,544.2	0.70256	219,800

CCV

Method Name: K6010-2011
 Analyst Name: EAM
 Acquire Date: 10/26/2011 4:05:25PM

Method Revision: 50

Sample Type: QC

Elem	Flags	Avg	Units	Stddev	%RSD	Intensity Ratio
Ag3280_A		494.2	ug/L	1.181	0.2390	11,510
Al3961_R		12,400	ug/L	72.98	0.5887	10,290
As1891_A		494.4	ug/L	4.759	0.9625	161.0
Au2427_A		495.0	ug/L	4.816	0.9730	1,854
B_2089_A		499.5	ug/L	0.4164	0.08337	472.7
Ba4554_R		494.4	ug/L	0.4611	0.09325	27,130
Be3130_R		492.7	ug/L	0.6233	0.1265	47,130

CCV

Method Name: K6010-2011
Analyst Name: EAM
Acquire Date: 10/26/2011 4:05:25PM

Method Revision: 50

Sample Type: QC

Elem	Flags	Avg	Units	Stddev	%RSD	Intensity Ratio
Ca3158_R		12,510	ug/L	3.648	0.02915	18,680
Cd2265_A		501.0	ug/L	0.3127	0.06241	7,839
Co2286_A		503.0	ug/L	0.2410	0.04791	1,915
Cr2677_A		497.0	ug/L	0.04738	0.009534	7,226
Cu3273_A		494.9	ug/L	0.4640	0.09375	6,912
Fe2599_R		12,390	ug/L	100.5	0.8105	22,720
K_7664_R		12,240	ug/L	138.6	1.132	7,498
Li6707_R		499.1	ug/L	2.898	0.5806	5,115
Mg2025_A		12,810	ug/L	4.110	0.03210	2,359
Mn2576_R		493.8	ug/L	1.827	0.3699	5,174
Mo2020_A		499.3	ug/L	2.156	0.4318	1,048
Na5895_R		12,470	ug/L	15.75	0.1263	22,700
Ni2316_A		505.0	ug/L	0.2017	0.03995	1,212
Pb2203_A		505.8	ug/L	1.784	0.3527	549.2
Sb2068_A	W	468.3	ug/L	10.47	2.236	178.2
Se1960_A		499.3	ug/L	2.496	0.4999	98.51
Si2516_R		12,370	ug/L	40.20	0.3249	6,680
Sn1899_A		506.9	ug/L	0.5623	0.1109	271.0
Sr4215_R		497.6	ug/L	0.4635	0.09314	37,160
Ti3349_A		493.7	ug/L	0.4190	0.08487	15,710
Tl1908_A		511.0	ug/L	1.659	0.3247	225.0
V_2924_A		491.6	ug/L	0.8123	0.1652	7,681
Zn2062_A		501.3	ug/L	0.9029	0.1801	1,604
Y_3600_R		22,975	Cts/S	82.405	0.35868	22,975
Y_2243_A		9,028.5	Cts/S	43.391	0.48060	9,028.5
Y_3600_A		246,770	Cts/S	390.61	0.15829	246,770

CCB

Method Name: K6010-2011
Analyst Name: EAM
Acquire Date: 10/26/2011 4:09:47PM

Method Revision: 50

Sample Type: QC

Elem	Flags	Avg	Units	Stddev	%RSD	Intensity Ratio
Ag3280_A		-0.06148	ug/L	0.2462	400.6	-37.18
Al3961_R		-5.981	ug/L	4.911	82.12	14.27
As1891_A		1.005	ug/L	0.7858	78.19	-0.8836
Au2427_A		0.5588	ug/L	0.6576	117.7	2.962
B_2089_A		0.4775	ug/L	0.4702	98.48	2.508
Ba4554_R		0.1036	ug/L	0.2265	218.6	97.37
Be3130_R		0.07512	ug/L	0.03579	47.65	3.976
Ca3158_R		3.815	ug/L	3.758	98.50	-34.30
Cd2265_A		-0.01427	ug/L	0.001001	7.015	-1.889
Co2286_A		0.2513	ug/L	0.1951	77.64	6.609
Cr2677_A		-0.01769	ug/L	0.2723	1,540	4.394
Cu3273_A		0.3491	ug/L	0.5613	160.8	1.388
Fe2599_R		1.983	ug/L	0.4382	22.10	6.805
K_7664_R		-25.28	ug/L	7.299	28.87	-5.730
Li6707_R		1.268	ug/L	1.602	126.4	10.25
Mg2025_A		0.8834	ug/L	1.577	178.6	-2.893
Mn2576_R		-0.1284	ug/L	0.4426	344.8	4.291
Mo2020_A		1.950	ug/L	0.07836	4.018	3.191
Na5895_R		-8.129	ug/L	0.3283	4.039	13.55
Ni2316_A		0.4806	ug/L	0.0003136	0.06525	0.3557
Pb2203_A		-0.4007	ug/L	0.6795	169.6	-0.9046
Sb2068_A		1.235	ug/L	0.6194	50.17	1.178
Se1960_A		2.064	ug/L	0.6720	32.56	2.372
Si2516_R		-3.234	ug/L	7.950	245.9	8.436
Sn1899_A		0.2628	ug/L	0.1365	51.95	1.412

CCB

Method Name: K6010-2011
 Analyst Name: EAM
 Acquire Date: 10/26/2011 4:09:47PM

Method Revision: 50

Sample Type: QC

Elem	Flags	Avg	Units	Stddev	%RSD	Intensity Ratio
Sr4215_R		0.1133	ug/L	0.1554	137.2	-58.37
Ti3349_A		0.01702	ug/L	0.3422	2,010	-35.53
Tl1908_A		-0.6373	ug/L	0.2516	39.48	-0.6484
V_2924_A		0.2875	ug/L	0.2515	87.48	2.283
Zn2062_A		-0.08031	ug/L	0.04150	51.67	0.2672
Y_3600_R		22,486	Cts/S	270.76	1.2041	22,486
Y_2243_A		9,035.3	Cts/S	11.586	0.12823	9,035.3
Y_3600_A		245,320	Cts/S	2,703.9	1.1022	245,320

PBWB26ICW1

Method Name: K6010-2011
 Analyst Name: EAM
 Acquire Date: 10/26/2011 4:14:23PM

Method Revision: 50

Sample Type: Unknown

Elem	Flags	Avg	Units	Stddev	%RSD	Intensity Ratio
Ag3280_A		0.3175	ug/L	0.9278	292.2	-29.30
Al3961_R		8.608	ug/L	4.536	52.70	26.37
As1891_A		1.278	ug/L	1.639	128.2	-0.7960
Au2427_A		0.3147	ug/L	0.5412	172.0	2.073
B_2089_A		0.8639	ug/L	0.02814	3.258	2.849
Ba4554_R		0.5454	ug/L	0.03419	6.268	122.5
Be3130_R		-0.004372	ug/L	0.02037	465.8	-3.515
Ca3158_R		9.404	ug/L	1.038	11.04	-26.39
Cd2265_A		-0.02087	ug/L	0.03658	175.3	-1.973
Co2286_A		0.2034	ug/L	0.1266	62.21	6.432
Cr2677_A		0.4688	ug/L	0.1610	34.35	11.71
Cu3273_A		0.8156	ug/L	0.2066	25.33	8.119
Fe2599_R		18.92	ug/L	1.933	10.21	37.64
K_7664_R		-38.19	ug/L	46.64	122.1	-13.65
Li6707_R		1.054	ug/L	0.2447	23.22	8.100
Mg2025_A		6.577	ug/L	1.017	15.46	-1.846
Mn2576_R		0.5548	ug/L	0.1601	28.86	11.40
Mo2020_A		1.010	ug/L	0.2267	22.44	1.217
Na5895_R		-5.655	ug/L	3.880	68.61	18.18
Ni2316_A		0.2851	ug/L	0.05322	18.67	-0.1179
Pb2203_A		0.1026	ug/L	0.3072	299.5	-0.3560
Sb2068_A		-0.2377	ug/L	0.5829	245.2	0.6266
Se1960_A		1.430	ug/L	1.602	112.0	2.252
Si2516_R		12.39	ug/L	4.932	39.80	16.85
Sn1899_A		-0.2491	ug/L	0.1968	78.99	1.141
Sr4215_R		-0.04755	ug/L	0.1079	227.0	-71.06
Ti3349_A		-0.2304	ug/L	0.01042	4.522	-44.67
Tl1908_A		0.2491	ug/L	0.1159	46.52	-0.2554
V_2924_A		0.1816	ug/L	0.03299	18.16	0.7195
Zn2062_A		1.096	ug/L	0.003351	0.3058	4.040
Y_3600_R		22,754	Cts/S	82.289	0.36164	22,754
Y_2243_A		9,045.4	Cts/S	21.736	0.24030	9,045.4
Y_3600_A		252,240	Cts/S	3,101.3	1.2295	252,240

LCSWB26ICW1

Method Name: K6010-2011
 Analyst Name: EAM
 Acquire Date: 10/26/2011 4:18:59PM

Method Revision: 50

Sample Type: Unknown

Elem	Flags	Avg	Units	Stddev	%RSD	Intensity Ratio
Ag3280_A		51.06	ug/L	0.2545	0.4984	1,157
Al3961_R		1,987	ug/L	11.82	0.5950	1,650
As1891_A	W	116.2	ug/L	2.277	1.959	37.00
Au2427_A		0.9183	ug/L	0.4059	44.20	9.807

LCSWBJ26ICW1

Method Name: K6010-2011
 Analyst Name: EAM
 Acquire Date: 10/26/2011 4:18:59PM

Method Revision: 50

Sample Type: Unknown

Elem	Flags	Avg	Units	Stddev	%RSD	Intensity Ratio
B_2089_A		503.8	ug/L	0.1152	0.02286	471.9
Ba4554_R		2,013	ug/L	15.56	0.7732	108,600
Be3130_R		51.89	ug/L	0.1946	0.3750	4,872
Ca3158_R		2,595	ug/L	13.52	0.5211	3,789
Cd2265_A		268.0	ug/L	0.3549	0.1324	4,178
Co2286_A		515.1	ug/L	1.642	0.3188	1,958
Cr2677_A		201.8	ug/L	0.7186	0.3561	2,941
Cu3273_A		254.2	ug/L	0.1587	0.06242	3,555
Fe2599_R		1,020	ug/L	3.217	0.3156	1,847
K_7664_R		10,390	ug/L	9.836	0.09466	6,281
Li6707_R		497.9	ug/L	3.944	0.7922	5,033
Mg2025_A		5,398	ug/L	8.348	0.1546	990.6
Mn2576_R		500.0	ug/L	1.324	0.2649	5,166
Mo2020_A		300.6	ug/L	1.405	0.4672	629.5
Na5895_R		7,805	ug/L	33.25	0.4260	14,020
Ni2316_A		512.9	ug/L	1.112	0.2168	1,230
Pb2203_A		108.2	ug/L	0.4419	0.4083	117.0
Sb2068_A		99.18	ug/L	0.2887	0.2911	38.15
Se1960_A		104.0	ug/L	1.886	1.812	22.08
Si2516_R		4,776	ug/L	8.239	0.1725	2,550
Sn1899_A		497.9	ug/L	0.9934	0.1995	265.8
Sr4215_R		489.0	ug/L	3.392	0.6935	36,020
Ti3349_A		495.4	ug/L	0.4156	0.08389	15,780
Tl1908_A		108.4	ug/L	0.7388	0.6817	46.22
V_2924_A		504.7	ug/L	1.845	0.3656	7,924
Zn2062_A		518.1	ug/L	1.543	0.2979	1,656
Y_3600_R		22,661	Cts/S	82.747	0.36515	22,661
Y_2243_A		9,014.3	Cts/S	13.464	0.14936	9,014.3
Y_3600_A		247,080	Cts/S	943.63	0.38191	247,080

SE6546-001

Method Name: K6010-2011
 Analyst Name: EAM
 Acquire Date: 10/26/2011 4:23:24PM

Method Revision: 50

Sample Type: Unknown

Elem	Flags	Avg	Units	Stddev	%RSD	Intensity Ratio
Ag3280_A		-0.09721	ug/L	0.05375	55.29	-38.03
Al3961_R		69.23	ug/L	19.24	27.79	75.18
As1891_A		1.802	ug/L	1.151	63.90	-0.6060
Au2427_A		-0.5106	ug/L	0.3808	74.57	0.2504
B_2089_A		38.77	ug/L	0.03286	0.08477	36.21
Ba4554_R		68.87	ug/L	0.04827	0.07009	3,778
Be3130_R		0.02043	ug/L	0.02413	118.1	-1.160
Ca3158_R		159,000	ug/L	167.4	0.1053	232,800
Cd2265_A		-0.06486	ug/L	0.02889	44.54	-2.290
Co2286_A		1.049	ug/L	0.1585	15.11	9.213
Cr2677_A		1.319	ug/L	0.1366	10.35	23.33
Cu3273_A		2.980	ug/L	0.9107	30.56	37.04
Fe2599_R		235.3	ug/L	2.154	0.9154	425.5
K_7664_R		2,201	ug/L	19.86	0.9021	1,328
Li6707_R		29.31	ug/L	2.691	9.182	291.5
Mg2025_A		22,460	ug/L	91.11	0.4057	3,961
Mn2576_R		78.24	ug/L	0.7945	1.015	807.0
Mo2020_A		3.291	ug/L	0.08789	2.671	5.746
Na5895_R		5,056	ug/L	10.51	0.2078	9,026
Ni2316_A		3.331	ug/L	0.07596	2.281	6.874
Pb2203_A		0.9841	ug/L	1.664	169.1	0.5759
Sb2068_A		-1.810	ug/L	0.8642	47.74	0.03458

SE6546-001

Method Name: K6010-2011
 Analyst Name: EAM
 Acquire Date: 10/26/2011 4:23:24PM

Method Revision: 50

Sample Type: Unknown

Elem	Flags	Avg	Units	Stddev	%RSD	Intensity Ratio
Se1960_A		1.034	ug/L	1.814	175.4	2.082
Si2516_R		4,349	ug/L	22.52	0.5178	2,303
Sn1899_A		1.236	ug/L	0.6615	53.52	1.846
Sr4215_R		499.2	ug/L	0.6145	0.1231	36,490
Ti3349_A		-0.06324	ug/L	0.2426	383.6	-37.27
Tl1908_A		0.9016	ug/L	0.4434	49.18	-0.04426
V_2924_A		-0.1189	ug/L	0.09187	77.27	-4.457
Zn2062_A		2.808	ug/L	0.04895	1.743	9.102
Y_3600_R		22,490	Cts/S	91.382	0.40633	22,490
Y_2243_A		8,638.8	Cts/S	6.1603	0.071309	8,638.8
Y_3600_A		240,220	Cts/S	3,200.5	1.3323	240,220

SE6546-002

Method Name: K6010-2011
 Analyst Name: EAM
 Acquire Date: 10/26/2011 4:27:54PM

Method Revision: 50

Sample Type: Unknown

Elem	Flags	Avg	Units	Stddev	%RSD	Intensity Ratio
Ag3280_A		0.06592	ug/L	0.1289	195.5	-33.50
Al3961_R		47.91	ug/L	3.105	6.480	58.58
As1891_A		0.6723	ug/L	0.7681	114.3	-0.9660
Au2427_A		-0.9788	ug/L	0.8266	84.45	-2.625
B_2089_A		42.88	ug/L	1.506	3.511	40.49
Ba4554_R		53.32	ug/L	1.013	1.901	2,979
Be3130_R		0.01213	ug/L	0.02303	189.9	-1.964
Ca3158_R		105,000	ug/L	2,504	2.384	155,500
Cd2265_A		-0.04936	ug/L	0.004861	9.847	-2.355
Co2286_A		0.4113	ug/L	0.01838	4.469	7.008
Cr2677_A		1.192	ug/L	0.2564	21.51	21.44
Cu3273_A		2.350	ug/L	0.9191	39.11	28.79
Fe2599_R		14.65	ug/L	1.577	10.77	29.84
K_7664_R		1,307	ug/L	17.77	1.360	801.3
Li6707_R		24.64	ug/L	0.5469	2.219	247.6
Mg2025_A		17,720	ug/L	16.78	0.09471	3,175
Mn2576_R		2.989	ug/L	0.5001	16.73	36.56
Mo2020_A		2.866	ug/L	0.2847	9.934	4.973
Na5895_R		6,959	ug/L	157.1	2.258	12,550
Ni2316_A		0.9154	ug/L	0.4747	51.85	1.360
Pb2203_A		0.05963	ug/L	0.7626	1,279	-0.3993
Sb2068_A		-1.597	ug/L	0.4612	28.88	0.1102
Se1960_A		-1.287	ug/L	0.7025	54.57	1.677
Si2516_R		4,981	ug/L	95.13	1.910	2,667
Sn1899_A		-0.001428	ug/L	0.1930	13,520	1.236
Sr4215_R		348.7	ug/L	7.882	2.260	25,750
Ti3349_A		-0.4844	ug/L	0.4727	97.59	-50.57
Tl1908_A		0.5930	ug/L	0.7534	127.1	-0.1014
V_2924_A		0.3422	ug/L	0.05077	14.84	2.962
Zn2062_A		1.253	ug/L	0.07392	5.901	4.407
Y_3600_R		22,748	Cts/S	516.66	2.2712	22,748
Y_2243_A		8,781.4	Cts/S	33.895	0.38599	8,781.4
Y_3600_A		240,370	Cts/S	4,466.6	1.8582	240,370

SE6546-003

Method Name: K6010-2011
 Analyst Name: EAM
 Acquire Date: 10/26/2011 4:32:28PM

Method Revision: 50

Sample Type: Unknown

Elem	Flags	Avg	Units	Stddev	%RSD	Intensity Ratio
Ag3280_A		0.2503	ug/L	0.05386	21.52	-30.68

SE6546-003

Method Name: K6010-2011
Analyst Name: EAM
Acquire Date: 10/26/2011 4:32:28PM

Method Revision: 50

Sample Type: Unknown

Elem	Flags	Avg	Units	Stddev	%RSD	Intensity Ratio
Al3961_R		49.50	ug/L	4.789	9.673	60.81
As1891_A		2.276	ug/L	0.8974	39.43	-0.4699
Au2427_A		-1.138	ug/L	0.3156	27.73	-1.837
B_2089_A		99.59	ug/L	0.6645	0.6672	91.66
Ba4554_R		60.91	ug/L	0.3275	0.5376	3,436
Be3130_R		-0.008856	ug/L	0.03543	400.1	-4.008
Ca3158_R		110,300	ug/L	471.9	0.4278	165,500
Cd2265_A		-0.003239	ug/L	0.03208	990.4	-1.314
Co2286_A		0.6231	ug/L	0.1382	22.18	7.815
Cr2677_A		1.292	ug/L	0.1722	13.32	23.25
Cu3273_A		2.317	ug/L	0.07117	3.072	28.38
Fe2599_R		300.4	ug/L	3.741	1.245	555.9
K_7664_R		1,095	ug/L	35.28	3.222	681.9
Li6707_R		27.07	ug/L	1.891	6.985	275.7
Mg2025_A		13,860	ug/L	30.12	0.2174	2,491
Mn2576_R		88.31	ug/L	0.08330	0.09432	932.9
Mo2020_A		4.611	ug/L	0.09338	2.025	8.566
Na5895_R		8,221	ug/L	33.19	0.4037	15,030
Ni2316_A		1.498	ug/L	0.2679	17.88	2.715
Pb2203_A		-0.4671	ug/L	1.201	257.1	-0.9500
Sb2068_A		-1.612	ug/L	0.4815	29.87	0.1077
Se1960_A		-0.1538	ug/L	0.1371	89.17	1.900
Si2516_R		4,258	ug/L	13.64	0.3203	2,312
Sn1899_A		0.09722	ug/L	0.1863	191.6	1.291
Sr4215_R		449.2	ug/L	1.231	0.2741	33,650
Ti3349_A		-0.5161	ug/L	0.2540	49.21	-51.95
Tl1908_A		0.06746	ug/L	0.2554	378.5	-0.4176
V_2924_A		0.2572	ug/L	0.3007	116.9	1.196
Zn2062_A		1.711	ug/L	0.04945	2.890	5.852
Y_3600_R		23,053	Cts/S	389.53	1.6897	23,053
Y_2243_A		8,808.5	Cts/S	27.160	0.30834	8,808.5
Y_3600_A		242,930	Cts/S	626.60	0.25793	242,930

SE6546-004

Method Name: K6010-2011
Analyst Name: EAM
Acquire Date: 10/26/2011 4:36:59PM

Method Revision: 50

Sample Type: Unknown

Elem	Flags	Avg	Units	Stddev	%RSD	Intensity Ratio
Ag3280_A		0.07631	ug/L	0.1107	145.0	-33.35
Al3961_R		33.09	ug/L	4.964	15.00	46.76
As1891_A		0.8250	ug/L	1.216	147.4	-0.9147
Au2427_A		0.3860	ug/L	0.002339	0.6059	2.498
B_2089_A		1,258	ug/L	4.656	0.3702	1,127
Ba4554_R		40.46	ug/L	0.1092	0.2699	2,289
Be3130_R		0.004410	ug/L	0.06444	1,461	-2.662
Ca3158_R		33,230	ug/L	39.76	0.1196	49,320
Cd2265_A		-0.06342	ug/L	0.01577	24.87	-2.519
Co2286_A		0.01669	ug/L	0.08439	505.7	5.539
Cr2677_A		1.200	ug/L	0.1496	12.47	21.50
Cu3273_A		0.4368	ug/L	0.4964	113.6	2.576
Fe2599_R		49.30	ug/L	0.1137	0.2307	93.00
K_7664_R		2,900	ug/L	0.2428	0.008373	1,771
Li6707_R		105.2	ug/L	0.5072	0.4820	1,068
Mg2025_A		14,290	ug/L	36.16	0.2530	2,553
Mn2576_R		15.66	ug/L	0.05149	0.3288	168.3
Mo2020_A		7.863	ug/L	0.02783	0.3539	15.14
Na5895_R		105,000	ug/L	507.6	0.4832	189,600

SE6546-004

Method Name: K6010-2011
 Analyst Name: EAM
 Acquire Date: 10/26/2011 4:36:59PM

Method Revision: 50

Sample Type: Unknown

Elem	Flags	Avg	Units	Stddev	%RSD	Intensity Ratio
Ni2316_A		0.6648	ug/L	0.1073	16.13	0.7848
Pb2203_A		0.4005	ug/L	1.071	267.5	-0.03927
Sb2068_A		-1.555	ug/L	0.1919	12.34	0.1227
Se1960_A		3.415	ug/L	3.100	90.78	2.552
Si2516_R		5,492	ug/L	13.72	0.2499	2,947
Sn1899_A		0.6484	ug/L	0.3929	60.60	1.567
Sr4215_R		1,544	ug/L	0.5949	0.03853	114,600
Ti3349_A		-0.3585	ug/L	0.01307	3.644	-46.35
Tl1908_A		0.2773	ug/L	0.1353	48.77	-0.2521
V_2924_A		0.8568	ug/L	0.4385	51.18	10.37
Zn2062_A		3.113	ug/L	0.1213	3.897	10.17
Y_3600_R		22,806	Cts/S	138.21	0.60604	22,806
Y_2243_A		8,754.7	Cts/S	25.165	0.28745	8,754.7
Y_3600_A		239,900	Cts/S	25.536	0.010644	239,900

SE6546-005

Method Name: K6010-2011
 Analyst Name: EAM
 Acquire Date: 10/26/2011 4:41:30PM

Method Revision: 50

Sample Type: Unknown

Elem	Flags	Avg	Units	Stddev	%RSD	Intensity Ratio
Ag3280_A		0.02573	ug/L	0.04957	192.7	-34.83
Al3961_R		46.27	ug/L	3.026	6.539	57.02
As1891_A		0.3916	ug/L	2.989	763.4	-1.050
Au2427_A		-0.3435	ug/L	0.09392	27.34	-0.06244
B_2089_A		125.1	ug/L	0.07946	0.06350	113.5
Ba4554_R		52.70	ug/L	0.01517	0.02878	2,937
Be3130_R		-0.01262	ug/L	0.03109	246.4	-4.288
Ca3158_R		104,200	ug/L	134.8	0.1293	153,900
Cd2265_A		-0.04924	ug/L	0.03986	80.95	-2.283
Co2286_A		0.3714	ug/L	0.04686	12.62	6.819
Cr2677_A		1.393	ug/L	0.4858	34.86	24.42
Cu3273_A		1.801	ug/L	0.05178	2.875	21.30
Fe2599_R		60.90	ug/L	1.467	2.408	113.5
K_7664_R		1,849	ug/L	26.82	1.450	1,127
Li6707_R		29.03	ug/L	0.5613	1.934	291.2
Mg2025_A		23,680	ug/L	44.90	0.1896	4,219
Mn2576_R		20.16	ug/L	0.07072	0.3508	213.9
Mo2020_A		0.6867	ug/L	0.03853	5.612	0.5164
Na5895_R		14,070	ug/L	3.578	0.02543	25,290
Ni2316_A		0.3913	ug/L	0.02650	6.773	0.1284
Pb2203_A		1.124	ug/L	0.6347	56.45	0.7277
Sb2068_A		-2.073	ug/L	0.4505	21.73	-0.06057
Se1960_A		-0.1983	ug/L	1.379	695.8	1.869
Si2516_R		4,827	ug/L	7.481	0.1550	2,577
Sn1899_A		0.7709	ug/L	1.003	130.1	1.626
Sr4215_R		680.3	ug/L	0.8230	0.1210	50,170
Ti3349_A		-0.1616	ug/L	0.1193	73.83	-40.67
Tl1908_A		0.7089	ug/L	1.010	142.5	-0.06842
V_2924_A		0.1907	ug/L	0.1741	91.34	0.7302
Zn2062_A		3.023	ug/L	0.1033	3.418	9.856
Y_3600_R		22,680	Cts/S	23.651	0.10428	22,680
Y_2243_A		8,724.8	Cts/S	28.667	0.32857	8,724.8
Y_3600_A		241,860	Cts/S	1,539.6	0.63656	241,860

SE6546-006

Method Name: K6010-2011
 Analyst Name: EAM

Method Revision: 50

SE6546-006

Method Name: K6010-2011
 Analyst Name: EAM
 Acquire Date: 10/26/2011 4:46:00PM

Method Revision: 50

Sample Type: Unknown

Elem	Flags	Avg	Units	Stddev	%RSD	Intensity Ratio
Ag3280_A		-0.1508	ug/L	0.3260	216.2	-39.02
Al3961_R		138.4	ug/L	6.336	4.579	133.6
As1891_A		0.1357	ug/L	0.7777	573.1	-1.138
Au2427_A		-0.4536	ug/L	0.1065	23.48	0.7742
B_2089_A		366.3	ug/L	0.1487	0.04058	329.0
Ba4554_R		63.96	ug/L	0.3369	0.5267	3,563
Be3130_R		-0.01293	ug/L	0.01386	107.2	-4.358
Ca3158_R		68,720	ug/L	111.1	0.1617	102,000
Cd2265_A		-0.06861	ug/L	0.02447	35.66	-2.412
Co2286_A		0.6309	ug/L	0.1891	29.97	7.779
Cr2677_A		1.304	ug/L	0.007304	0.5602	23.08
Cu3273_A		1.714	ug/L	0.02641	1.541	19.83
Fe2599_R		199.2	ug/L	0.8708	0.4372	365.6
K_7664_R		4,126	ug/L	25.67	0.6220	2,515
Li6707_R		29.31	ug/L	0.3281	1.120	295.5
Mg2025_A		20,790	ug/L	13.88	0.06677	3,704
Mn2576_R		102.1	ug/L	0.2972	0.2910	1,066
Mo2020_A		23.08	ug/L	0.2522	1.093	46.00
Na5895_R		64,600	ug/L	104.3	0.1615	116,600
Ni2316_A		2.580	ug/L	0.1523	5.903	5.256
Pb2203_A		1.184	ug/L	0.4143	35.01	0.7668
Sb2068_A		-1.025	ug/L	0.6167	60.17	0.3082
Se1960_A		1.814	ug/L	2.055	113.3	2.251
Si2516_R		6,722	ug/L	7.914	0.1177	3,603
Sn1899_A		0.4756	ug/L	0.5232	110.0	1.473
Sr4215_R		1,808	ug/L	2.914	0.1611	134,200
Ti3349_A		0.2157	ug/L	0.1374	63.73	-28.28
Tl1908_A		1.097	ug/L	1.075	98.05	0.01235
V_2924_A		0.8808	ug/L	0.07735	8.781	9.122
Zn2062_A		1.764	ug/L	0.1477	8.376	5.962
Y_3600_R		22,794	Cts/S	76.856	0.33718	22,794
Y_2243_A		8,727.9	Cts/S	15.220	0.17438	8,727.9
Y_3600_A		239,470	Cts/S	175.08	0.073111	239,470

SE6546-006L

Method Name: K6010-2011
 Analyst Name: EAM
 Acquire Date: 10/26/2011 4:50:31PM

Method Revision: 50

Sample Type: Unknown

Elem	Flags	Avg	Units	Stddev	%RSD	Intensity Ratio
Ag3280_A		1.982	ug/L	1.053	53.11	-26.98
Al3961_R		106.5	ug/L	44.39	41.69	37.69
As1891_A		6.681	ug/L	1.554	23.26	-0.7735
Au2427_A		-6.576	ug/L	0.8689	13.21	-3.658
B_2089_A		375.0	ug/L	3.839	1.024	71.09
Ba4554_R		66.34	ug/L	0.07007	0.1056	827.3
Be3130_R		0.1252	ug/L	0.5640	450.5	-0.8273
Ca3158_R		71,880	ug/L	232.2	0.3230	21,680
Cd2265_A		-0.2585	ug/L	0.09937	38.43	-2.416
Co2286_A		1.299	ug/L	0.1463	11.26	6.614
Cr2677_A		1.045	ug/L	1.100	105.2	7.803
Cu3273_A		1.631	ug/L	2.729	167.3	1.099
Fe2599_R		210.2	ug/L	9.778	4.652	81.19
K_7664_R		4,163	ug/L	158.5	3.806	524.4
Li6707_R		28.88	ug/L	7.536	26.10	57.00
Mg2025_A		22,320	ug/L	57.15	0.2560	818.1
Mn2576_R		108.1	ug/L	1.582	1.464	234.1
Mo2020_A		25.35	ug/L	0.9246	3.648	9.715

SE6546-006L

Method Name: K6010-2011
 Analyst Name: EAM
 Acquire Date: 10/26/2011 4:50:31PM

Method Revision: 50

Sample Type: Unknown

Elem	Flags	Avg	Units	Stddev	%RSD	Intensity Ratio
Na5895_R		67,870	ug/L	219.4	0.3232	24,950
Ni2316_A		2.966	ug/L	0.2069	6.977	0.6292
Pb2203_A		1.402	ug/L	2.445	174.4	-0.1662
Sb2068_A		-7.471	ug/L	6.365	85.19	0.1482
Se1960_A		22.27	ug/L	3.509	15.76	2.825
Si2516_R		6,917	ug/L	54.86	0.7931	762.9
Sn1899_A		1.865	ug/L	0.7276	39.02	1.466
Sr4215_R		1,887	ug/L	3.929	0.2082	28,430
Ti3349_A		-2.382	ug/L	1.781	74.79	-51.88
Tl1908_A		1.399	ug/L	6.132	438.4	-0.2633
V_2924_A		2.989	ug/L	0.2949	9.866	6.893
Zn2062_A		1.809	ug/L	0.4044	22.35	1.677
Y_3600_R		23,198	Cts/S	422.30	1.8204	23,198
Y_2243_A		9,003.5	Cts/S	13.378	0.14858	9,003.5
Y_3600_A		248,790	Cts/S	1,031.9	0.41477	248,790

SE6546-006S

Method Name: K6010-2011
 Analyst Name: EAM
 Acquire Date: 10/26/2011 4:55:03PM

Method Revision: 50

Sample Type: Unknown

Elem	Flags	Avg	Units	Stddev	%RSD	Intensity Ratio
Ag3280_A		51.18	ug/L	0.3792	0.7409	1,131
Al3961_R		2,132	ug/L	15.09	0.7079	1,790
As1891_A		118.1	ug/L	0.8047	0.6814	36.52
Au2427_A		0.7106	ug/L	0.9246	130.1	10.21
B_2089_A		867.8	ug/L	0.3245	0.03740	784.0
Ba4554_R		2,053	ug/L	2.235	0.1088	112,100
Be3130_R		51.84	ug/L	0.1301	0.2509	4,924
Ca3158_R		69,340	ug/L	193.0	0.2784	103,500
Cd2265_A		262.7	ug/L	0.4577	0.1742	3,977
Co2286_A		502.6	ug/L	0.1912	0.03805	1,855
Cr2677_A		202.1	ug/L	0.8628	0.4269	2,876
Cu3273_A		254.2	ug/L	1.232	0.4848	3,470
Fe2599_R		1,189	ug/L	18.75	1.577	2,178
K_7664_R		14,280	ug/L	129.4	0.9057	8,730
Li6707_R		514.7	ug/L	0.02549	0.004953	5,263
Mg2025_A		25,110	ug/L	12.82	0.05106	4,488
Mn2576_R		590.5	ug/L	4.547	0.7701	6,170
Mo2020_A		321.8	ug/L	0.9109	0.2831	654.4
Na5895_R		69,730	ug/L	284.4	0.4079	126,500
Ni2316_A		501.2	ug/L	0.6152	0.1227	1,167
Pb2203_A		105.0	ug/L	1.541	1.468	110.2
Sb2068_A		99.49	ug/L	1.184	1.190	37.15
Se1960_A		106.8	ug/L	2.741	2.566	21.97
Si2516_R		11,350	ug/L	114.6	1.009	6,114
Sn1899_A		490.5	ug/L	0.1838	0.03746	254.3
Sr4215_R		2,242	ug/L	7.862	0.3507	167,300
Ti3349_A		497.3	ug/L	1.750	0.3519	15,470
Tl1908_A		104.0	ug/L	0.1097	0.1055	42.90
V_2924_A		508.2	ug/L	1.544	0.3038	7,789
Zn2062_A		509.7	ug/L	0.8641	0.1695	1,582
Y_3600_R		22,923	Cts/S	437.67	1.9093	22,923
Y_2243_A		8,753.6	Cts/S	36.698	0.41923	8,753.6
Y_3600_A		241,240	Cts/S	625.94	0.25947	241,240

CCV

Method Name: K6010-2011

Method Revision: 50

CCV

Method Name: K6010-2011
Analyst Name: EAM
Acquire Date: 10/26/2011 4:59:29PM

Method Revision: 50

Sample Type: QC

Elem	Flags	Avg	Units	Stddev	%RSD	Intensity Ratio
Ag3280_A		513.1	ug/L	1.394	0.2717	11,760
Al3961_R		12,600	ug/L	1.363	0.01082	10,540
As1891_A		505.2	ug/L	1.086	0.2149	163.7
Au2427_A		510.4	ug/L	2.112	0.4138	1,901
B_2089_A		510.5	ug/L	1.337	0.2620	480.4
Ba4554_R		501.9	ug/L	0.8505	0.1695	27,760
Be3130_R		500.4	ug/L	0.07184	0.01436	48,250
Ca3158_R		12,670	ug/L	15.79	0.1246	19,070
Cd2265_A		508.3	ug/L	1.796	0.3534	7,912
Co2286_A		510.3	ug/L	1.820	0.3566	1,933
Cr2677_A		514.6	ug/L	1.345	0.2613	7,364
Cu3273_A		517.2	ug/L	1.493	0.2887	7,108
Fe2599_R		12,630	ug/L	17.99	0.1424	23,350
K_7664_R		12,510	ug/L	106.6	0.8523	7,727
Li6707_R		512.6	ug/L	0.4131	0.08059	5,296
Mg2025_A		13,010	ug/L	39.41	0.3028	2,385
Mn2576_R		501.8	ug/L	1.672	0.3333	5,299
Mo2020_A		507.4	ug/L	0.6984	0.1376	1,060
Na5895_R		12,200	ug/L	13.32	0.1092	22,390
Ni2316_A		512.1	ug/L	2.087	0.4074	1,223
Pb2203_A		513.2	ug/L	1.352	0.2634	554.4
Sb2068_A		479.0	ug/L	7.359	1.536	181.4
Se1960_A		507.7	ug/L	2.052	0.4043	99.61
Si2516_R		12,630	ug/L	21.96	0.1739	6,872
Sn1899_A		513.8	ug/L	2.990	0.5819	273.2
Sr4215_R		506.6	ug/L	1.266	0.2499	38,140
Ti3349_A		511.5	ug/L	2.348	0.4591	16,020
Tl1908_A		518.7	ug/L	0.1636	0.03154	227.2
V_2924_A		512.8	ug/L	2.052	0.4001	7,886
Zn2062_A		506.1	ug/L	1.918	0.3791	1,611
Y_3600_R		23,160	Cts/S	88.729	0.38311	23,160
Y_2243_A		8,982.1	Cts/S	19.756	0.21995	8,982.1
Y_3600_A		242,840	Cts/S	1,180.6	0.48618	242,840

CCB

Method Name: K6010-2011
Analyst Name: EAM
Acquire Date: 10/26/2011 5:03:51PM

Method Revision: 50

Sample Type: QC

Elem	Flags	Avg	Units	Stddev	%RSD	Intensity Ratio
Ag3280_A		0.4475	ug/L	0.2668	59.61	-25.30
Al3961_R		4.377	ug/L	7.304	166.9	22.90
As1891_A		0.2152	ug/L	1.352	628.1	-1.146
Au2427_A		1.449	ug/L	0.5203	35.90	6.288
B_2089_A		1.029	ug/L	0.1049	10.19	3.021
Ba4554_R		0.07516	ug/L	0.01281	17.05	96.88
Be3130_R		0.1551	ug/L	0.03647	23.52	11.57
Ca3158_R		3.665	ug/L	1.862	50.82	-34.83
Cd2265_A		0.02439	ug/L	0.05023	206.0	-1.284
Co2286_A		0.1549	ug/L	0.2227	143.8	6.249
Cr2677_A		0.1098	ug/L	0.1029	93.70	6.244
Cu3273_A		0.1039	ug/L	0.4169	401.1	-1.938
Fe2599_R		2.441	ug/L	0.6064	24.84	7.701
K_7664_R		-22.92	ug/L	30.86	134.7	-4.316
Li6707_R		4.240	ug/L	0.2667	6.290	40.39
Mg2025_A		1.789	ug/L	0.7702	43.05	-2.729
Mn2576_R		-0.04033	ug/L	0.3319	823.0	5.214
Mo2020_A		1.929	ug/L	0.3396	17.61	3.151

CCB

Method Name: K6010-2011
 Analyst Name: EAM
 Acquire Date: 10/26/2011 5:03:51PM

Method Revision: 50

Sample Type: QC

Elem	Flags	Avg	Units	Stddev	%RSD	Intensity Ratio
Na5895_R		3.780	ug/L	7.611	201.3	35.11
Ni2316_A		0.4671	ug/L	0.1658	35.49	0.3227
Pb2203_A		0.3557	ug/L	0.4937	138.8	-0.08204
Sb2068_A		-0.02637	ug/L	2.424	9,194	0.7063
Se1960_A		2.691	ug/L	0.8957	33.28	2.497
Si2516_R		8.348	ug/L	6.029	72.21	14.67
Sn1899_A		0.2312	ug/L	0.08835	38.21	1.397
Sr4215_R		0.1950	ug/L	0.1693	86.85	-53.00
Ti3349_A		-0.02190	ug/L	0.2836	1,295	-36.86
Tl1908_A		0.1974	ug/L	1.173	594.4	-0.2772
V_2924_A		0.3606	ug/L	0.01830	5.075	3.454
Zn2062_A		0.06702	ug/L	0.02959	44.15	0.7401
Y_3600_R		22,712	Cts/S	44.002	0.19373	22,712
Y_2243_A		9,046.6	Cts/S	40.065	0.44287	9,046.6
Y_3600_A		246,050	Cts/S	3,922.6	1.5942	246,050

SE6546-006P

Method Name: K6010-2011
 Analyst Name: EAM
 Acquire Date: 10/26/2011 5:08:30PM

Method Revision: 50

Sample Type: Unknown

Elem	Flags	Avg	Units	Stddev	%RSD	Intensity Ratio
Ag3280_A		46.20	ug/L	0.4666	1.010	1,021
Al3961_R		1,963	ug/L	5.053	0.2574	1,650
As1891_A		107.2	ug/L	1.424	1.328	33.20
Au2427_A		1.261	ug/L	0.6798	53.89	11.58
B_2089_A		780.1	ug/L	3.334	0.4274	708.4
Ba4554_R		1,856	ug/L	0.2266	0.01221	101,400
Be3130_R		46.92	ug/L	0.05749	0.1225	4,459
Ca3158_R		61,390	ug/L	55.87	0.09101	91,650
Cd2265_A		239.2	ug/L	0.8381	0.3504	3,639
Co2286_A		454.8	ug/L	2.166	0.4764	1,687
Cr2677_A		182.1	ug/L	0.5273	0.2896	2,598
Cu3273_A		230.3	ug/L	1.015	0.4408	3,152
Fe2599_R		1,077	ug/L	3.085	0.2866	1,974
K_7664_R		12,930	ug/L	46.04	0.3560	7,911
Li6707_R		464.5	ug/L	2.072	0.4460	4,753
Mg2025_A		22,480	ug/L	73.71	0.3279	4,036
Mn2576_R		532.3	ug/L	1.991	0.3740	5,566
Mo2020_A		290.6	ug/L	1.777	0.6116	593.7
Na5895_R		62,070	ug/L	199.9	0.3221	112,700
Ni2316_A		453.5	ug/L	1.889	0.4167	1,061
Pb2203_A		95.42	ug/L	0.6983	0.7318	100.6
Sb2068_A		91.75	ug/L	0.7454	0.8124	34.48
Se1960_A		95.87	ug/L	1.898	1.980	20.01
Si2516_R		10,190	ug/L	61.71	0.6058	5,491
Sn1899_A		444.8	ug/L	0.9273	0.2085	231.8
Sr4215_R		1,989	ug/L	1.041	0.05231	148,500
Ti3349_A		444.6	ug/L	1.398	0.3144	13,870
Tl1908_A		95.16	ug/L	0.06465	0.06794	39.43
V_2924_A		457.8	ug/L	0.2558	0.05587	7,035
Zn2062_A		461.8	ug/L	1.986	0.4301	1,441
Y_3600_R		22,937	Cts/S	498.84	2.1748	22,937
Y_2243_A		8,795.7	Cts/S	11.910	0.13541	8,795.7
Y_3600_A		241,880	Cts/S	559.68	0.23139	241,880

SE6546-007

Method Name: K6010-2011

Method Revision: 50

SE6546-007

Method Name: K6010-2011
 Analyst Name: EAM
 Acquire Date: 10/26/2011 5:12:56PM

Method Revision: 50

Sample Type: Unknown

Elem	Flags	Avg	Units	Stddev	%RSD	Intensity Ratio
Ag3280_A		0.05246	ug/L	0.6569	1,252	-34.36
Al3961_R		128.4	ug/L	5.824	4.536	125.1
As1891_A		0.03904	ug/L	0.02797	71.64	-1.162
Au2427_A		0.3346	ug/L	0.7513	224.6	3.649
B_2089_A		366.8	ug/L	1.247	0.3399	328.0
Ba4554_R		65.34	ug/L	0.09189	0.1406	3,626
Be3130_R		0.06016	ug/L	0.02410	40.06	2.579
Ca3158_R		70,860	ug/L	156.6	0.2211	104,800
Cd2265_A		-0.01898	ug/L	0.02665	140.4	-1.698
Co2286_A		0.2649	ug/L	0.1731	65.36	6.409
Cr2677_A		1.358	ug/L	0.09954	7.331	23.91
Cu3273_A		1.513	ug/L	0.6618	43.74	17.16
Fe2599_R		163.7	ug/L	0.7845	0.4791	300.1
K_7664_R		4,194	ug/L	56.91	1.357	2,547
Li6707_R		29.11	ug/L	0.3059	1.051	292.5
Mg2025_A		21,300	ug/L	86.89	0.4079	3,778
Mn2576_R		107.9	ug/L	0.2495	0.2311	1,123
Mo2020_A		24.18	ug/L	0.08489	0.3511	48.02
Na5895_R		63,650	ug/L	117.8	0.1851	114,500
Ni2316_A		2.268	ug/L	0.3271	14.42	4.518
Pb2203_A		1.547	ug/L	0.7891	51.02	1.144
Sb2068_A		-1.988	ug/L	1.511	76.01	-0.04285
Se1960_A		1.200	ug/L	2.968	247.3	2.127
Si2516_R		6,787	ug/L	19.89	0.2931	3,626
Sn1899_A		0.5345	ug/L	0.5361	100.3	1.497
Sr4215_R		1,826	ug/L	3.995	0.2188	135,000
Ti3349_A		0.1332	ug/L	0.07451	55.93	-30.89
Tl1908_A		0.3926	ug/L	0.1953	49.73	-0.2947
V_2924_A		1.080	ug/L	0.1618	14.98	12.07
Zn2062_A		1.470	ug/L	0.04009	2.726	5.031
Y_3600_R		22,719	Cts/S	44.626	0.19642	22,719
Y_2243_A		8,689.2	Cts/S	13.307	0.15314	8,689.2
Y_3600_A		240,090	Cts/S	638.18	0.26581	240,090

SE6762-001

Method Name: K6010-2011
 Analyst Name: EAM
 Acquire Date: 10/26/2011 5:17:27PM

Method Revision: 50

Sample Type: Unknown

Elem	Flags	Avg	Units	Stddev	%RSD	Intensity Ratio
Ag3280_A		0.3456	ug/L	0.1494	43.24	-27.90
Al3961_R		42.06	ug/L	22.04	52.40	54.31
As1891_A		-0.4944	ug/L	1.785	361.1	-1.371
Au2427_A		0.8465	ug/L	1.143	135.0	4.457
B_2089_A		3.616	ug/L	0.2068	5.719	5.358
Ba4554_R		11.90	ug/L	0.06463	0.5432	745.1
Be3130_R		-0.006976	ug/L	0.03914	561.0	-3.809
Ca3158_R		30,570	ug/L	16.36	0.05351	45,740
Cd2265_A		0.04965	ug/L	0.006218	12.52	-0.8151
Co2286_A		-0.1239	ug/L	0.1849	149.2	5.156
Cr2677_A		1.306	ug/L	0.02622	2.008	23.55
Cu3273_A		1.286	ug/L	0.6325	49.19	14.49
Fe2599_R		58.78	ug/L	0.9000	1.531	111.2
K_7664_R		10,670	ug/L	51.68	0.4843	6,545
Li6707_R		15.54	ug/L	0.4220	2.716	156.8
Mg2025_A		6,907	ug/L	44.88	0.6498	1,265
Mn2576_R		27.72	ug/L	0.1940	0.6999	296.1
Mo2020_A		1.186	ug/L	0.1653	13.94	1.576

SE6762-001

Method Name: K6010-2011
 Analyst Name: EAM
 Acquire Date: 10/26/2011 5:17:27PM

Method Revision: 50

Sample Type: Unknown

Elem	Flags	Avg	Units	Stddev	%RSD	Intensity Ratio
Na5895_R		13,450	ug/L	0.05747	0.0004272	24,510
Ni2316_A		0.6795	ug/L	0.2353	34.63	0.8209
Pb2203_A		0.1808	ug/L	0.3246	179.6	-0.2735
Sb2068_A		-1.577	ug/L	0.9964	63.17	0.1233
Se1960_A		1.481	ug/L	2.100	141.8	2.247
Si2516_R		7,734	ug/L	3.672	0.04747	4,181
Sn1899_A		0.7675	ug/L	0.1393	18.15	1.671
Sr4215_R		155.2	ug/L	0.6345	0.4088	11,550
Ti3349_A		0.05010	ug/L	0.1331	265.6	-34.57
Tl1908_A		-0.03854	ug/L	1.355	3,516	-0.4124
V_2924_A		0.7531	ug/L	0.1274	16.91	9.503
Zn2062_A		18.37	ug/L	0.04171	0.2270	59.06
Y_3600_R		22,995	Cts/S	83.179	0.36172	22,995
Y_2243_A		8,984.0	Cts/S	45.272	0.50392	8,984.0
Y_3600_A		245,550	Cts/S	2,030.5	0.82692	245,550

SE6762-002

Method Name: K6010-2011
 Analyst Name: EAM
 Acquire Date: 10/26/2011 5:21:58PM

Method Revision: 50

Sample Type: Unknown

Elem	Flags	Avg	Units	Stddev	%RSD	Intensity Ratio
Ag3280_A		0.6326	ug/L	0.08428	13.32	-156.3
Al3961_R		110.2	ug/L	5.853	5.311	111.5
As1891_A		3.187	ug/L	0.07420	2.328	-2.266
Au2427_A		-0.01326	ug/L	0.7967	6,007	25.68
B_2089_A		3.885	ug/L	0.04819	1.240	5.665
Ba4554_R		18.98	ug/L	0.1697	0.8944	1,139
Be3130_R		0.06055	ug/L	0.03846	63.52	2,500
Ca3158_R		30,940	ug/L	240.3	0.7768	46,550
Cd2265_A		-0.05406	ug/L	0.01271	23.51	42.79
Co2286_A		6.899	ug/L	0.04996	0.7241	32.10
Cr2677_A		2.047	ug/L	0.1131	5.526	39.20
Cu3273_A		4.712	ug/L	1.363	28.92	43.77
Fe2599_R		36,970	ug/L	286.1	0.7740	68,220
K_7664_R		7,731	ug/L	124.2	1.607	4,772
Li6707_R		19.34	ug/L	0.7227	3.738	196.9
Mg2025_A		6,310	ug/L	23.36	0.3701	1,151
Mn2576_R		132.8	ug/L	0.4265	0.3211	1,407
Mo2020_A		5.175	ug/L	0.05130	0.9914	9.877
Na5895_R		15,720	ug/L	162.4	1.033	28,800
Ni2316_A		1.576	ug/L	0.09510	6.035	0.01170
Pb2203_A		1.294	ug/L	1.127	87.12	2.011
Sb2068_A		-0.7703	ug/L	0.3526	45.77	0.9239
Se1960_A		0.5288	ug/L	0.1773	33.53	2.162
Si2516_R		15,170	ug/L	136.5	0.8998	8,238
Sn1899_A		0.5037	ug/L	0.009959	1.977	1.526
Sr4215_R		198.6	ug/L	1.410	0.7100	14,890
Ti3349_A		3.464	ug/L	0.03472	1.002	72.74
Tl1908_A		0.7132	ug/L	1.857	260.3	-0.2365
V_2924_A		1.393	ug/L	0.1353	9.717	25.39
Zn2062_A		25.34	ug/L	0.07295	0.2879	80.94
Y_3600_R		23,127	Cts/S	205.15	0.88706	23,127
Y_2243_A		8,951.0	Cts/S	41.815	0.46716	8,951.0
Y_3600_A		242,040	Cts/S	4,729.1	1.9538	242,040

LCSWB25ICW1

Method Name: K6010-2011

Method Revision: 50

LCSWBJ25ICW1

Method Name: K6010-2011
 Analyst Name: EAM
 Acquire Date: 10/26/2011 5:26:31PM

Method Revision: 50

Sample Type: Unknown

Elem	Flags	Avg	Units	Stddev	%RSD	Intensity Ratio
Ag3280_A	W	58.02	ug/L	0.5983	1.031	1,327
Al3961_R		2,280	ug/L	0.3470	0.01522	1,955
As1891_A		110.6	ug/L	0.5807	0.5248	35.91
Au2427_A		1.102	ug/L	0.3550	32.22	11.60
B_2089_A		563.5	ug/L	0.6803	0.1207	538.3
Ba4554_R	W	2,309	ug/L	5.015	0.2172	129,000
Be3130_R	W	59.51	ug/L	0.07548	0.1268	5,784
Ca3158_R		2,709	ug/L	9.232	0.3408	4,095
Cd2265_A		282.6	ug/L	0.07462	0.02641	4,500
Co2286_A	W	591.1	ug/L	1.629	0.2756	2,293
Cr2677_A	W	237.3	ug/L	1.430	0.6025	3,478
Cu3273_A	W	292.5	ug/L	3.791	1.296	4,116
Fe2599_R		1,145	ug/L	5.886	0.5142	2,145
K_7664_R		10,930	ug/L	2.380	0.02177	6,838
Li6707_R		557.4	ug/L	0.1674	0.03002	5,831
Mg2025_A	W	5,776	ug/L	2.253	0.03901	1,083
Mn2576_R	W	578.8	ug/L	1.075	0.1858	6,188
Mo2020_A		312.0	ug/L	8.168	2.617	667.4
Na5895_R		7,977	ug/L	23.59	0.2957	14,830
Ni2316_A	W	593.8	ug/L	1.063	0.1790	1,454
Pb2203_A		114.1	ug/L	0.8263	0.7240	126.0
Sb2068_A		104.0	ug/L	1.506	1.449	40.85
Se1960_A		108.7	ug/L	0.6980	0.6419	23.48
Si2516_R		5,248	ug/L	16.04	0.3056	2,899
Sn1899_A		551.4	ug/L	2.189	0.3969	300.5
Sr4215_R		542.6	ug/L	0.4317	0.07956	41,360
Ti3349_A		550.4	ug/L	3.301	0.5996	17,650
Tl1908_A	W	116.1	ug/L	0.3566	0.3071	50.48
V_2924_A	W	585.4	ug/L	4.820	0.8233	9,249
Zn2062_A	W	597.6	ug/L	1.275	0.2134	1,951
Y_3600_R		23,451	Cts/S	196.55	0.83814	23,451
Y_2243_A		9,206.8	Cts/S	23.284	0.25290	9,206.8
Y_3600_A		248,560	Cts/S	2,478.0	0.99695	248,560

SE6975-001

Method Name: K6010-2011
 Analyst Name: EAM
 Acquire Date: 10/26/2011 5:30:59PM

Method Revision: 50

Sample Type: Unknown

Elem	Flags	Avg	Units	Stddev	%RSD	Intensity Ratio
Ag3280_A		0.2890	ug/L	0.03909	13.53	-29.18
Al3961_R		8.432	ug/L	8.385	99.43	26.95
As1891_A		5.836	ug/L	0.4683	8.025	0.7197
Au2427_A		0.5240	ug/L	0.6431	122.7	2.888
B_2089_A		6.298	ug/L	0.1324	2.102	8.030
Ba4554_R		0.6777	ug/L	0.002348	0.3464	133.2
Be3130_R		0.06478	ug/L	0.02543	39.26	3.144
Ca3158_R		17,590	ug/L	25.19	0.1432	26,730
Cd2265_A		-0.01248	ug/L	0.01160	93.01	-1.893
Co2286_A		0.2772	ug/L	0.08616	31.08	6.817
Cr2677_A		0.2798	ug/L	0.2586	92.43	8.726
Cu3273_A		7.527	ug/L	0.2591	3.442	102.0
Fe2599_R		2.588	ug/L	1.017	39.28	8.208
K_7664_R		766.8	ug/L	25.45	3.319	486.9
Li6707_R		-1.702	ug/L	0.1041	6.119	-20.42
Mg2025_A		1,118	ug/L	10.10	0.9030	206.8
Mn2576_R		-0.1876	ug/L	0.1837	97.94	3.813
Mo2020_A		2.624	ug/L	0.3592	13.69	4.690

SE6975-001

Method Name: K6010-2011
 Analyst Name: EAM
 Acquire Date: 10/26/2011 5:30:59PM

Method Revision: 50

Sample Type: Unknown

Elem	Flags	Avg	Units	Stddev	%RSD	Intensity Ratio
Na5895_R		5,901	ug/L	0.7671	0.01300	10,940
Ni2316_A		0.3422	ug/L	0.005097	1.489	0.02533
Pb2203_A		0.6409	ug/L	0.4929	76.90	0.2374
Sb2068_A		-1.597	ug/L	0.1531	9.587	0.1126
Se1960_A		0.6646	ug/L	0.04891	7.359	2.138
Si2516_R		3,464	ug/L	23.72	0.6847	1,909
Sn1899_A		0.8280	ug/L	0.2287	27.62	1.743
Sr4215_R		56.70	ug/L	0.2808	0.4953	4,245
Ti3349_A		-0.3574	ug/L	0.2338	65.40	-47.79
Tl1908_A		0.6914	ug/L	0.3238	46.83	-0.05873
V_2924_A		0.5474	ug/L	0.1797	32.83	6.346
Zn2062_A		27.57	ug/L	0.1701	0.6171	90.41
Y_3600_R		23,368	Cts/S	305.11	1.3057	23,368
Y_2243_A		9,190.8	Cts/S	64.467	0.70143	9,190.8
Y_3600_A		247,050	Cts/S	287.34	0.11631	247,050

PBSBJ21ICS2

Method Name: K6010-2011
 Analyst Name: EAM
 Acquire Date: 10/26/2011 5:35:36PM

Method Revision: 50

Sample Type: Unknown

Elem	Flags	Avg	Units	Stddev	%RSD	Intensity Ratio
Ag3280_A		0.2645	ug/L	0.1209	45.72	-30.69
Al3961_R		-1.705	ug/L	0.3225	18.92	18.33
As1891_A		-0.8079	ug/L	0.9188	113.7	-1.504
Au2427_A		-0.05647	ug/L	0.4240	750.9	0.7121
B_2089_A		1.226	ug/L	0.02540	2.071	3.244
Ba4554_R		0.8081	ug/L	0.1162	14.38	139.6
Be3130_R		0.05307	ug/L	0.01273	23.99	1.920
Ca3158_R	F	107.5	ug/L	2.736	2.544	121.5
Cd2265_A		-0.02743	ug/L	0.02244	81.81	-2.092
Co2286_A		-0.1552	ug/L	0.2185	140.8	5.150
Cr2677_A		0.8603	ug/L	0.1499	17.42	17.65
Cu3273_A		0.4206	ug/L	0.1152	27.40	2.487
Fe2599_R		29.59	ug/L	2.346	7.928	58.18
K_7664_R		-11.59	ug/L	5.593	48.27	2.584
Li6707_R		-0.03344	ug/L	1.486	4.444	-3.024
Mg2025_A		35.03	ug/L	2.261	6.454	3.461
Mn2576_R		0.5143	ug/L	0.3374	65.61	11.20
Mo2020_A		1.749	ug/L	0.3108	17.77	2.812
Na5895_R		28.93	ug/L	3.141	10.86	82.10
Ni2316_A		0.5633	ug/L	0.2024	35.94	0.5604
Pb2203_A		0.6044	ug/L	0.1870	30.94	0.1954
Sb2068_A		-1.111	ug/L	0.08226	7.405	0.3016
Se1960_A		1.058	ug/L	1.471	139.0	2.212
Si2516_R		18.04	ug/L	1.253	6.948	20.27
Sn1899_A		13.59	ug/L	0.3709	2.729	8.642
Sr4215_R		0.3015	ug/L	0.08026	26.62	-46.11
Ti3349_A		0.5404	ug/L	0.05510	10.20	-19.68
Tl1908_A		-0.9916	ug/L	0.07185	7.246	-0.8184
V_2924_A		-0.04769	ug/L	0.2366	496.1	-3.054
Zn2062_A		0.6671	ug/L	0.04106	6.155	2.700
Y_3600_R		23,225	Cts/S	77.210	0.33245	23,225
Y_2243_A		9,173.5	Cts/S	18.096	0.19727	9,173.5
Y_3600_A		254,040	Cts/S	1,506.0	0.59284	254,040

LCSOBJ21ICS2

Method Name: K6010-2011

Method Revision: 50

LCSOBJ21ICS2

Method Name: K6010-2011
 Analyst Name: EAM
 Acquire Date: 10/26/2011 5:40:11PM

Method Revision: 50

Sample Type: Unknown

Elem	Flags	Avg	Units	Stddev	%RSD	Intensity Ratio
Ag3280_A		51.33	ug/L	0.02537	0.04943	1,160
Al3961_R		2,052	ug/L	26.44	1.289	1,733
As1891_A		102.3	ug/L	0.6799	0.6646	32.61
Au2427_A		0.07963	ug/L	0.2207	277.1	7.034
B_2089_A		492.2	ug/L	2.781	0.5650	464.1
Ba4554_R		2,063	ug/L	6.292	0.3050	113,300
Be3130_R		53.64	ug/L	0.1471	0.2742	5,124
Ca3158_R		2,636	ug/L	12.95	0.4911	3,916
Cd2265_A		258.6	ug/L	1.207	0.4667	4,055
Co2286_A		528.2	ug/L	2.504	0.4742	2,019
Cr2677_A		214.0	ug/L	0.5934	0.2772	3,112
Cu3273_A		268.1	ug/L	0.6203	0.2313	3,741
Fe2599_R		1,089	ug/L	13.57	1.246	2,006
K_7664_R		10,260	ug/L	50.26	0.4901	6,306
Li6707_R		514.5	ug/L	0.02245	0.004363	5,291
Mg2025_A		5,211	ug/L	20.73	0.3978	961.8
Mn2576_R		521.7	ug/L	2.220	0.4256	5,482
Mo2020_A		311.1	ug/L	2.297	0.7384	655.4
Na5895_R		7,479	ug/L	32.71	0.4374	13,670
Ni2316_A		527.6	ug/L	2.525	0.4786	1,272
Pb2203_A		104.4	ug/L	0.4891	0.4683	113.5
Sb2068_A		97.70	ug/L	1.605	1.643	37.83
Se1960_A		102.1	ug/L	1.950	1.910	21.83
Si2516_R		4,393	ug/L	6.175	0.1406	2,387
Sn1899_A		516.6	ug/L	1.793	0.3471	277.3
Sr4215_R		502.1	ug/L	1.707	0.3400	37,620
Ti3349_A		514.3	ug/L	1.620	0.3149	16,350
Tl1908_A		104.6	ug/L	1.877	1.794	44.75
V_2924_A		526.0	ug/L	0.2135	0.04058	8,240
Zn2062_A		524.5	ug/L	2.240	0.4271	1,687
Y_3600_R		23,052	Cts/S	87.599	0.38001	23,052
Y_2243_A		9,067.4	Cts/S	25.837	0.28494	9,067.4
Y_3600_A		246,500	Cts/S	126.76	0.051422	246,500

SE6616-001

Method Name: K6010-2011
 Analyst Name: EAM
 Acquire Date: 10/26/2011 5:44:41PM

Method Revision: 50

Sample Type: Unknown

Elem	Flags	Avg	Units	Stddev	%RSD	Intensity Ratio
Ag3280_A		45.00	ug/L	1.559	3.465	-257.2
Al3961_R		77,150	ug/L	165.6	0.2146	64,790
As1891_A		135.5	ug/L	3.991	2.946	23.85
Au2427_A		-1.311	ug/L	2.838	216.6	239.4
B_2089_A		301.3	ug/L	0.7114	0.2361	277.5
Ba4554_R		185.0	ug/L	0.1144	0.06184	10,360
Be3130_R		2.650	ug/L	0.003452	0.1302	138.5
Ca3158_R		59,450	ug/L	47.62	0.08010	90,260
Cd2265_A		22.37	ug/L	0.7446	3.329	753.4
Co2286_A		113.5	ug/L	0.3033	0.2673	450.2
Cr2677_A		1,872	ug/L	3.158	0.1687	26,640
Cu3273_A		7,081	ug/L	7.032	0.09930	96,670
Fe2599_R	F	339,300	ug/L	10,220	3.013	631,500
K_7664_R		11,220	ug/L	18.01	0.1604	6,982
Li6707_R		154.6	ug/L	1.236	0.7995	1,607
Mg2025_A		93,180	ug/L	72.70	0.07802	16,880
Mn2576_R		2,385	ug/L	0.8849	0.03710	25,370
Mo2020_A		120.7	ug/L	0.3425	0.2839	248.6

SE6616-001

Method Name: K6010-2011
 Analyst Name: EAM
 Acquire Date: 10/26/2011 5:44:41PM

Method Revision: 50

Sample Type: Unknown

Elem	Flags	Avg	Units	Stddev	%RSD	Intensity Ratio
Na5895_R		55,260	ug/L	93.45	0.1691	102,000
Ni2316_A		482.2	ug/L	0.9083	0.1884	1,111
Pb2203_A		8,978	ug/L	3.386	0.03772	9,618
Sb2068_A		11,100	ug/L	26.69	0.2405	4,123
Se1960_A		4.968	ug/L	0.1483	2.985	4.437
Si2516_R		2,109	ug/L	19.72	0.9353	1,155
Sn1899_A		1,092	ug/L	2.589	0.2371	572.7
Sr4215_R		617.9	ug/L	0.8020	0.1298	46,860
Ti3349_A		2,130	ug/L	3.768	0.1769	66,360
Tl1908_A		-2.241	ug/L	2.366	105.6	-4.977
V_2924_A		328.6	ug/L	0.1800	0.05476	5,032
Zn2062_A		14,980	ug/L	26.03	0.1738	47,150
Y_3600_R		23,326	Cts/S	320.45	1.3738	23,326
Y_2243_A		8,875.9	Cts/S	30.921	0.34837	8,875.9
Y_3600_A		241,260	Cts/S	58.674	0.024320	241,260

SE6616-002

Method Name: K6010-2011
 Analyst Name: EAM
 Acquire Date: 10/26/2011 5:49:12PM

Method Revision: 50

Sample Type: Unknown

Elem	Flags	Avg	Units	Stddev	%RSD	Intensity Ratio
Ag3280_A		40.97	ug/L	0.7006	1.710	-248.7
Al3961_R		156,600	ug/L	340.5	0.2175	132,700
As1891_A		160.9	ug/L	2.287	1.422	33.21
Au2427_A		-1.545	ug/L	1.536	99.42	224.9
B_2089_A		505.2	ug/L	0.4175	0.08265	458.7
Ba4554_R		895.6	ug/L	0.2731	0.03050	50,270
Be3130_R		4.083	ug/L	0.04671	1.144	285.9
Ca3158_R		200,200	ug/L	66.21	0.03307	306,900
Cd2265_A		18.10	ug/L	0.4264	2.356	645.9
Co2286_A		151.9	ug/L	0.2993	0.1971	583.7
Cr2677_A		2,575	ug/L	18.21	0.7072	35,970
Cu3273_A		8,690	ug/L	92.26	1.062	116,600
Fe2599_R	F	312,900	ug/L	3,024	0.9665	587,800
K_7664_R		12,570	ug/L	14.40	0.1145	7,893
Li6707_R		169.7	ug/L	0.9930	0.5853	1,780
Mg2025_A		88,750	ug/L	159.9	0.1802	15,840
Mn2576_R		2,766	ug/L	3.127	0.1131	29,690
Mo2020_A		287.5	ug/L	0.3769	0.1311	584.1
Na5895_R		65,360	ug/L	121.2	0.1854	121,800
Ni2316_A		547.6	ug/L	0.9653	0.1763	1,249
Pb2203_A		6,409	ug/L	8.924	0.1392	6,753
Sb2068_A		16,340	ug/L	32.02	0.1960	5,976
Se1960_A		7.049	ug/L	2.041	28.95	5.311
Si2516_R		3,189	ug/L	9.753	0.3058	1,764
Sn1899_A		445.0	ug/L	0.2289	0.05144	230.5
Sr4215_R		2,976	ug/L	1.424	0.04784	228,100
Ti3349_A		2,145	ug/L	13.13	0.6123	65,670
Tl1908_A		-0.2119	ug/L	0.6836	322.7	-6.021
V_2924_A		1,176	ug/L	10.37	0.8814	17,710
Zn2062_A		13,370	ug/L	34.64	0.2591	41,450
Y_3600_R		23,541	Cts/S	257.07	1.0920	23,541
Y_2243_A		8,743.4	Cts/S	10.905	0.12472	8,743.4
Y_3600_A		237,030	Cts/S	1,456.0	0.61429	237,030

CCV

Method Name: K6010-2011

Method Revision: 50

CCV

Method Name: K6010-2011
Analyst Name: EAM
Acquire Date: 10/26/2011 5:53:42PM

Method Revision: 50

Sample Type: QC

Elem	Flags	Avg	Units	Stddev	%RSD	Intensity Ratio
Ag3280_A		515.3	ug/L	11.30	2.194	11,880
Al3961_R		12,810	ug/L	102.2	0.7983	10,640
As1891_A		504.0	ug/L	1.797	0.3565	165.0
Au2427_A		510.6	ug/L	3.845	0.7531	1,923
B_2089_A		507.5	ug/L	1.179	0.2323	482.8
Ba4554_R		500.8	ug/L	0.1499	0.02994	27,520
Be3130_R		506.9	ug/L	2.338	0.4612	48,560
Ca3158_R		12,670	ug/L	16.20	0.1278	18,950
Cd2265_A		503.5	ug/L	0.09303	0.01848	7,921
Co2286_A		508.7	ug/L	0.6223	0.1223	1,947
Cr2677_A		511.1	ug/L	10.40	2.036	7,355
Cu3273_A		516.7	ug/L	10.25	1.983	7,143
Fe2599_R		12,790	ug/L	116.7	0.9124	23,490
K_7664_R		12,520	ug/L	63.68	0.5088	7,681
Li6707_R		511.8	ug/L	1.323	0.2586	5,253
Mg2025_A		12,900	ug/L	17.06	0.1322	2,390
Mn2576_R		506.4	ug/L	3.192	0.6303	5,314
Mo2020_A		505.2	ug/L	2.189	0.4333	1,066
Na5895_R		12,230	ug/L	2.379	0.01945	22,310
Ni2316_A		510.1	ug/L	0.4986	0.09775	1,231
Pb2203_A		510.3	ug/L	0.3733	0.07316	557.1
Sb2068_A		485.5	ug/L	7.125	1.468	185.8
Se1960_A		503.7	ug/L	0.7665	0.1522	99.92
Si2516_R		12,700	ug/L	51.31	0.4040	6,865
Sn1899_A		511.1	ug/L	0.3934	0.07697	274.7
Sr4215_R		507.8	ug/L	1.292	0.2545	37,980
Ti3349_A		505.9	ug/L	11.57	2.288	15,940
Tl1908_A		512.8	ug/L	0.01765	0.003443	227.0
V_2924_A		514.9	ug/L	12.16	2.362	7,964
Zn2062_A		505.0	ug/L	0.008332	0.001650	1,625
Y_3600_R		23,011	Cts/S	146.29	0.63572	23,011
Y_2243_A		9,078.7	Cts/S	30.813	0.33940	9,078.7
Y_3600_A		244,290	Cts/S	4,320.6	1.7686	244,290

CCB

Method Name: K6010-2011
Analyst Name: EAM
Acquire Date: 10/26/2011 5:58:07PM

Method Revision: 50

Sample Type: QC

Elem	Flags	Avg	Units	Stddev	%RSD	Intensity Ratio
Ag3280_A		0.3437	ug/L	0.5794	168.6	-28.44
Al3961_R		2.040	ug/L	14.34	702.9	21.71
As1891_A		0.5674	ug/L	0.5286	93.17	-1.036
Au2427_A		-0.07324	ug/L	0.04426	60.43	0.6123
B_2089_A		0.8997	ug/L	0.07979	8.869	2.927
Ba4554_R		0.2192	ug/L	0.08213	37.46	108.0
Be3130_R		0.1279	ug/L	0.03206	25.06	9.259
Ca3158_R		10.14	ug/L	4.368	43.06	-26.04
Cd2265_A		0.003360	ug/L	0.007491	222.9	-1.622
Co2286_A		0.2366	ug/L	0.07955	33.62	6.611
Cr2677_A		0.1657	ug/L	0.2680	161.7	7.206
Cu3273_A		0.08028	ug/L	0.06243	77.77	-2.374
Fe2599_R		5.534	ug/L	1.649	29.79	13.74
K_7664_R		-64.54	ug/L	47.74	73.97	-30.38
Li6707_R		2.812	ug/L	0.5738	20.41	26.76
Mg2025_A		0.3237	ug/L	3.417	1,056	-3.020
Mn2576_R		-0.3793	ug/L	0.1807	47.64	1.771
Mo2020_A		2.178	ug/L	0.3475	15.96	3.703

CCB

Method Name: K6010-2011
 Analyst Name: EAM
 Acquire Date: 10/26/2011 5:58:07PM

Method Revision: 50

Sample Type: QC

Elem	Flags	Avg	Units	Stddev	%RSD	Intensity Ratio
Na5895_R		-17.20	ug/L	1.305	7.586	-2.704
Ni2316_A		0.09584	ug/L	0.09505	99.17	-0.5739
Pb2203_A		0.1371	ug/L	0.2125	155.1	-0.3223
Sb2068_A		4.219	ug/L	2.184	51.76	2.326
Se1960_A		2.569	ug/L	0.5741	22.35	2.491
Si2516_R		5.147	ug/L	2.907	56.48	13.38
Sn1899_A		-0.2236	ug/L	0.5419	242.3	1.162
Sr4215_R		0.2567	ug/L	0.04795	18.68	-49.97
Ti3349_A		0.5450	ug/L	0.2199	40.35	-19.33
Tl1908_A		0.04118	ug/L	0.1355	329.0	-0.3490
V_2924_A		-0.07297	ug/L	0.01267	17.37	-3.448
Zn2062_A		0.05524	ug/L	0.05715	103.5	0.7072
Y_3600_R		23,444	Cts/S	126.38	0.53906	23,444
Y_2243_A		9,110.8	Cts/S	39.869	0.43760	9,110.8
Y_3600_A		251,660	Cts/S	426.94	0.16965	251,660

SE6616-003

Method Name: K6010-2011
 Analyst Name: EAM
 Acquire Date: 10/26/2011 6:02:40PM

Method Revision: 50

Sample Type: Unknown

Elem	Flags	Avg	Units	Stddev	%RSD	Intensity Ratio
Ag3280_A		3.298	ug/L	0.5205	15.78	-480.4
Al3961_R		68,330	ug/L	113.2	0.1656	58,130
As1891_A		50.91	ug/L	0.9966	1.958	7.954
Au2427_A		-0.7573	ug/L	0.8173	107.9	102.3
B_2089_A		230.7	ug/L	0.9175	0.3976	216.7
Ba4554_R		199.8	ug/L	0.4564	0.2284	11,330
Be3130_R		4.227	ug/L	0.06213	1.470	229.5
Ca3158_R		57,740	ug/L	239.2	0.4142	88,810
Cd2265_A		3.085	ug/L	0.01070	0.3468	214.0
Co2286_A		34.50	ug/L	0.09155	0.2654	166.8
Cr2677_A		236.3	ug/L	1.044	0.4417	3,443
Cu3273_A		354.0	ug/L	4.177	1.180	4,832
Fe2599_R		134,300	ug/L	751.0	0.5593	253,200
K_7664_R		20,210	ug/L	75.88	0.3755	12,730
Li6707_R		149.6	ug/L	0.4080	0.2728	1,575
Mg2025_A		40,070	ug/L	10.07	0.02512	7,448
Mn2576_R		1,290	ug/L	2.660	0.2061	13,900
Mo2020_A		8.589	ug/L	0.008482	0.09875	17.24
Na5895_R		82,790	ug/L	87.63	0.1058	154,800
Ni2316_A		106.5	ug/L	0.1583	0.1487	246.2
Pb2203_A		265.7	ug/L	0.4873	0.1834	285.7
Sb2068_A		2.264	ug/L	0.9322	41.18	4.272
Se1960_A		2.537	ug/L	0.8784	34.63	3.402
Si2516_R		4,051	ug/L	17.37	0.4287	2,253
Sn1899_A		40.33	ug/L	0.1601	0.3970	22.92
Sr4215_R		444.0	ug/L	2.066	0.4654	34,090
Ti3349_A		3,288	ug/L	0.4334	0.01318	104,300
Tl1908_A		-2.237	ug/L	0.3660	16.36	-4.266
V_2924_A		230.4	ug/L	0.8065	0.3500	3,639
Zn2062_A		855.6	ug/L	1.336	0.1561	2,762
Y_3600_R		23,630	Cts/S	106.60	0.45112	23,630
Y_2243_A		9,102.0	Cts/S	20.169	0.22158	9,102.0
Y_3600_A		245,600	Cts/S	112.13	0.045654	245,600

SE6616-004

Method Name: K6010-2011

Method Revision: 50

SE6616-004

Method Name: K6010-2011
 Analyst Name: EAM
 Acquire Date: 10/26/2011 6:07:11PM

Method Revision: 50

Sample Type: Unknown

Elem	Flags	Avg	Units	Stddev	%RSD	Intensity Ratio
Ag3280_A		2.668	ug/L	0.6272	23.50	-932.8
Al3961_R		84,630	ug/L	187.9	0.2220	73,410
As1891_A		99.07	ug/L	1.752	1.768	17.50
Au2427_A		0.07978	ug/L	0.3670	460.1	198.2
B_2089_A		109.0	ug/L	0.4929	0.4522	105.1
Ba4554_R		161.2	ug/L	0.3659	0.2271	9,340
Be3130_R		4.196	ug/L	0.1001	2.385	273.5
Ca3158_R		21,240	ug/L	17.60	0.08285	33,290
Cd2265_A		5.212	ug/L	0.2067	3.967	395.0
Co2286_A		111.6	ug/L	0.02467	0.02210	462.4
Cr2677_A		286.0	ug/L	1.569	0.5487	4,247
Cu3273_A		418.8	ug/L	1.434	0.3425	5,779
Fe2599_R		249,200	ug/L	1,535	0.6160	479,100
K_7664_R		12,300	ug/L	10.99	0.08938	7,903
Li6707_R		199.4	ug/L	0.6918	0.3470	2,142
Mg2025_A		38,660	ug/L	145.3	0.3759	7,270
Mn2576_R		2,530	ug/L	1.857	0.07341	27,790
Mo2020_A		24.49	ug/L	0.5510	2.250	51.47
Na5895_R		43,480	ug/L	17.16	0.03947	82,940
Ni2316_A		277.4	ug/L	0.6692	0.2412	658.2
Pb2203_A		303.3	ug/L	0.4539	0.1497	332.2
Sb2068_A		9.143	ug/L	0.08404	0.9192	8.693
Se1960_A		7.088	ug/L	0.7602	10.72	4.830
Si2516_R		3,446	ug/L	9.868	0.2863	1,951
Sn1899_A		40.49	ug/L	0.5793	1.431	23.27
Sr4215_R		228.3	ug/L	0.05874	0.02573	17,840
Ti3349_A		2,559	ug/L	2.525	0.09866	82,500
Tl1908_A		-4.086	ug/L	1.181	28.91	-6.585
V_2924_A		328.7	ug/L	1.325	0.4031	5,272
Zn2062_A		1,518	ug/L	2.326	0.1532	4,957
Y_3600_R		24,097	Cts/S	52.792	0.21908	24,097
Y_2243_A		9,208.0	Cts/S	34.325	0.37277	9,208.0
Y_3600_A		249,620	Cts/S	1,662.1	0.66587	249,620

SE6616-005

Method Name: K6010-2011
 Analyst Name: EAM
 Acquire Date: 10/26/2011 6:11:44PM

Method Revision: 50

Sample Type: Unknown

Elem	Flags	Avg	Units	Stddev	%RSD	Intensity Ratio
Ag3280_A		4.784	ug/L	0.3173	6.632	-538.4
Al3961_R		77,530	ug/L	327.8	0.4228	66,500
As1891_A		58.06	ug/L	0.3085	0.5314	8.876
Au2427_A		0.4644	ug/L	1.224	263.6	125.4
B_2089_A		260.2	ug/L	1.039	0.3992	243.7
Ba4554_R		450.9	ug/L	1.973	0.4376	25,660
Be3130_R		4.667	ug/L	0.01866	0.3998	257.0
Ca3158_R		97,320	ug/L	310.0	0.3186	151,000
Cd2265_A		7.632	ug/L	0.04796	0.6285	316.1
Co2286_A		44.66	ug/L	0.08827	0.1976	208.3
Cr2677_A		328.4	ug/L	1.091	0.3322	4,752
Cu3273_A		685.2	ug/L	3.350	0.4889	9,380
Fe2599_R		159,400	ug/L	356.7	0.2238	303,000
K_7664_R		21,030	ug/L	22.27	0.1059	13,350
Li6707_R		172.2	ug/L	0.06368	0.03698	1,828
Mg2025_A		41,620	ug/L	108.7	0.2611	7,720
Mn2576_R		1,487	ug/L	2.457	0.1652	16,150
Mo2020_A		16.27	ug/L	0.06562	0.4034	33.42

SE6616-005

Method Name: K6010-2011
 Analyst Name: EAM
 Acquire Date: 10/26/2011 6:11:44PM

Method Revision: 50

Sample Type: Unknown

Elem	Flags	Avg	Units	Stddev	%RSD	Intensity Ratio
Na5895_R		80,260	ug/L	348.9	0.4346	151,400
Ni2316_A		227.0	ug/L	0.2324	0.1024	534.8
Pb2203_A		481.3	ug/L	0.7290	0.1515	521.0
Sb2068_A		4.968	ug/L	3.121	62.83	5.884
Se1960_A		8.010	ug/L	0.3059	3.819	4.605
Si2516_R		3,124	ug/L	19.67	0.6297	1,753
Sn1899_A		61.46	ug/L	0.5104	0.8305	34.18
Sr4215_R		557.1	ug/L	1.109	0.1990	43,150
Ti3349_A		3,614	ug/L	1.474	0.04079	114,100
Tl1908_A		-2.101	ug/L	0.2538	12.08	-4.628
V_2924_A		289.5	ug/L	1.494	0.5162	4,542
Zn2062_A		1,774	ug/L	3.539	0.1995	5,714
Y_3600_R		23,825	Cts/S	151.19	0.63457	23,825
Y_2243_A		9,083.0	Cts/S	21.643	0.23829	9,083.0
Y_3600_A		244,310	Cts/S	121.11	0.049572	244,310

SE6616-006

Method Name: K6010-2011
 Analyst Name: EAM
 Acquire Date: 10/26/2011 6:16:18PM

Method Revision: 50

Sample Type: Unknown

Elem	Flags	Avg	Units	Stddev	%RSD	Intensity Ratio
Ag3280_A		2.069	ug/L	0.5498	26.57	-1,169
Al3961_R		107,300	ug/L	239.9	0.2237	93,540
As1891_A		142.9	ug/L	3.200	2.239	28.66
Au2427_A		-1.996	ug/L	1.787	89.54	236.2
B_2089_A		150.1	ug/L	0.2393	0.1594	143.4
Ba4554_R		208.3	ug/L	0.1462	0.07017	12,110
Be3130_R		5.387	ug/L	0.04742	0.8803	344.3
Ca3158_R		28,570	ug/L	55.01	0.1925	45,040
Cd2265_A		5.355	ug/L	0.1837	3.431	471.3
Co2286_A		144.9	ug/L	0.4754	0.3281	598.0
Cr2677_A		279.2	ug/L	0.6149	0.2202	4,124
Cu3273_A		552.9	ug/L	1.520	0.2749	7,577
Fe2599_R	F	308,900	ug/L	2,552	0.8263	597,100
K_7664_R		16,520	ug/L	92.16	0.5579	10,670
Li6707_R		248.6	ug/L	0.4513	0.1815	2,685
Mg2025_A		47,460	ug/L	106.9	0.2252	8,905
Mn2576_R		3,082	ug/L	1.269	0.04118	34,040
Mo2020_A		24.15	ug/L	0.06681	0.2766	50.62
Na5895_R		57,520	ug/L	2.718	0.004726	110,300
Ni2316_A		324.6	ug/L	0.7290	0.2246	766.9
Pb2203_A		281.2	ug/L	1.012	0.3598	305.5
Sb2068_A		7.430	ug/L	0.2730	3.675	8.900
Se1960_A		7.637	ug/L	0.3535	4.628	5.274
Si2516_R		3,490	ug/L	22.49	0.6443	1,985
Sn1899_A		41.74	ug/L	0.8284	1.984	23.89
Sr4215_R		293.1	ug/L	0.8692	0.2966	23,050
Ti3349_A		3,443	ug/L	19.18	0.5571	110,100
Tl1908_A		-4.314	ug/L	1.008	23.36	-7.573
V_2924_A		341.0	ug/L	0.6077	0.1782	5,438
Zn2062_A		1,348	ug/L	0.5605	0.04158	4,391
Y_3600_R		24,228	Cts/S	108.30	0.44699	24,228
Y_2243_A		9,186.4	Cts/S	5.0146	0.054587	9,186.4
Y_3600_A		247,560	Cts/S	141.92	0.057328	247,560

SE6616-007

Method Name: K6010-2011

Method Revision: 50

SE6616-007

Method Name: K6010-2011
 Analyst Name: EAM
 Acquire Date: 10/26/2011 6:20:49PM

Method Revision: 50

Sample Type: Unknown

Elem	Flags	Avg	Units	Stddev	%RSD	Intensity Ratio
Ag3280_A		3.818	ug/L	0.3062	8.022	-885.4
Al3961_R		64,920	ug/L	1,587	2.445	54,000
As1891_A		69.24	ug/L	0.5582	0.8062	6.998
Au2427_A		-3.006	ug/L	0.5551	18.47	167.8
B_2089_A		252.9	ug/L	0.7067	0.2795	231.1
Ba4554_R		672.3	ug/L	19.07	2.837	37,060
Be3130_R		3.874	ug/L	0.08913	2.301	208.1
Ca3158_R		278,400	ug/L	1,052	0.3777	418,900
Cd2265_A		4.494	ug/L	0.3163	7.038	373.1
Co2286_A		36.26	ug/L	0.5004	1.380	168.0
Cr2677_A		272.3	ug/L	5.166	1.897	3,887
Cu3273_A		710.9	ug/L	11.13	1.566	9,519
Fe2599_R	W	252,600	ug/L	4,631	1.833	465,800
K_7664_R		18,950	ug/L	528.9	2.790	11,670
Li6707_R		143.2	ug/L	3.214	2.245	1,474
Mg2025_A		41,820	ug/L	16.45	0.03934	7,561
Mn2576_R		1,556	ug/L	41.65	2.678	16,390
Mo2020_A		22.46	ug/L	0.02021	0.08999	45.35
Na5895_R		78,480	ug/L	1,545	1.968	143,500
Ni2316_A		147.6	ug/L	0.5020	0.3402	326.8
Pb2203_A		267.8	ug/L	0.4429	0.1654	284.2
Sb2068_A		3.537	ug/L	0.2132	6.028	6,281
Se1960_A		6.258	ug/L	0.5463	8.730	4,318
Si2516_R		3,098	ug/L	61.18	1.975	1,683
Sn1899_A		47.02	ug/L	0.06614	0.1407	25.78
Sr4215_R		1,218	ug/L	35.60	2.923	91,570
Ti3349_A		2,967	ug/L	63.78	2.150	91,900
Tl1908_A		-0.5080	ug/L	0.3183	62.65	-3.735
V_2924_A		239.2	ug/L	3.461	1.447	3,704
Zn2062_A		2,285	ug/L	4.796	0.2099	7,173
Y_3600_R		23,102	Cts/S	151.22	0.65456	23,102
Y_2243_A		8,853.0	Cts/S	13.828	0.15619	8,853.0
Y_3600_A		239,880	Cts/S	2,730.1	1.1381	239,880

SE6616-008

Method Name: K6010-2011
 Analyst Name: EAM
 Acquire Date: 10/26/2011 6:25:27PM

Method Revision: 50

Sample Type: Unknown

Elem	Flags	Avg	Units	Stddev	%RSD	Intensity Ratio
Ag3280_A		14.23	ug/L	1.199	8.430	-602.8
Al3961_R		122,200	ug/L	765.3	0.6265	107,100
As1891_A		87.67	ug/L	1.553	1.771	14.69
Au2427_A		-1.134	ug/L	0.2276	20.06	174.6
B_2089_A		348.5	ug/L	3.746	1.075	328.3
Ba4554_R		413.6	ug/L	0.5003	0.1210	24,090
Be3130_R		7.537	ug/L	0.07848	1.041	458.9
Ca3158_R		87,400	ug/L	303.7	0.3475	138,700
Cd2265_A		16.85	ug/L	0.1417	0.8407	554.2
Co2286_A		68.08	ug/L	0.1627	0.2389	314.5
Cr2677_A		756.0	ug/L	9.720	1.286	11,010
Cu3273_A		1,275	ug/L	16.88	1.324	17,660
Fe2599_R		231,500	ug/L	6,136	2.650	450,200
K_7664_R		32,820	ug/L	100.6	0.3066	21,310
Li6707_R		257.7	ug/L	0.7923	0.3075	2,800
Mg2025_A		60,440	ug/L	474.1	0.7845	11,280
Mn2576_R		2,056	ug/L	10.64	0.5174	22,850
Mo2020_A		44.42	ug/L	0.5245	1.181	93.50

SE6616-008

Method Name: K6010-2011
Analyst Name: EAM
Acquire Date: 10/26/2011 6:25:27PM

Method Revision: 50

Sample Type: Unknown

Elem	Flags	Avg	Units	Stddev	%RSD	Intensity Ratio
Na5895_R		97,830	ug/L	166.1	0.1698	188,700
Ni2316_A		285.5	ug/L	1.647	0.5770	674.6
Pb2203_A		2,467	ug/L	11.07	0.4488	2,711
Sb2068_A		27.56	ug/L	0.3890	1.411	16.82
Se1960_A		9.261	ug/L	3.540	38.22	5.444
Si2516_R		2,719	ug/L	10.00	0.3678	1,560
Sn1899_A		137.3	ug/L	0.8896	0.6481	75.24
Sr4215_R		568.6	ug/L	1.592	0.2799	45,050
Ti3349_A		5,299	ug/L	61.03	1.152	168,800
Tl1908_A		-3.594	ug/L	0.3228	8.982	-7.125
V_2924_A		601.5	ug/L	9.088	1.511	9,492
Zn2062_A		8,703	ug/L	51.68	0.5938	28,220
Y_3600_R		24,370	Cts/S	246.20	1.0102	24,370
Y_2243_A		9,141.7	Cts/S	31.876	0.34869	9,141.7
Y_3600_A		246,560	Cts/S	3,820.4	1.5495	246,560

SE6616-009

Method Name: K6010-2011
Analyst Name: EAM
Acquire Date: 10/26/2011 6:30:01PM

Method Revision: 50

Sample Type: Unknown

Elem	Flags	Avg	Units	Stddev	%RSD	Intensity Ratio
Ag3280_A		5.353	ug/L	0.04812	0.8989	-435.0
Al3961_R		53,940	ug/L	195.6	0.3626	46,600
As1891_A		47.13	ug/L	0.7533	1.598	6.622
Au2427_A		-1.992	ug/L	0.3725	18.70	98.89
B_2089_A		102.2	ug/L	0.7090	0.6940	97.87
Ba4554_R		130.1	ug/L	0.02841	0.02184	7,527
Be3130_R		2.719	ug/L	0.006671	0.2454	154.6
Ca3158_R		13,720	ug/L	4.148	0.03023	21,400
Cd2265_A		5.847	ug/L	0.1042	1.781	260.4
Co2286_A		50.33	ug/L	0.09452	0.1878	217.5
Cr2677_A		227.2	ug/L	0.08657	0.03811	3,348
Cu3273_A		516.3	ug/L	3.173	0.6146	7,182
Fe2599_R		136,000	ug/L	32.85	0.02416	260,400
K_7664_R		10,780	ug/L	42.61	0.3954	6,899
Li6707_R		134.5	ug/L	0.6586	0.4895	1,438
Mg2025_A		26,900	ug/L	82.36	0.3062	5,014
Mn2576_R		1,297	ug/L	0.4926	0.03799	14,190
Mo2020_A		27.45	ug/L	0.2496	0.9094	57.34
Na5895_R		49,710	ug/L	104.7	0.2106	94,440
Ni2316_A		156.9	ug/L	0.1968	0.1254	369.3
Pb2203_A		373.0	ug/L	0.4087	0.1096	407.0
Sb2068_A		13.78	ug/L	0.9330	6.772	8.564
Se1960_A		1.292	ug/L	1.770	137.0	3.079
Si2516_R		2,455	ug/L	14.93	0.6081	1,389
Sn1899_A		56.47	ug/L	1.344	2.380	31.67
Sr4215_R		135.4	ug/L	0.3958	0.2924	10,510
Ti3349_A		2,033	ug/L	1.494	0.07348	65,190
Tl1908_A		-0.9044	ug/L	1.568	173.4	-3.487
V_2924_A		302.1	ug/L	0.9210	0.3049	4,806
Zn2062_A		1,546	ug/L	0.01345	0.0008704	5,005
Y_3600_R		23,999	Cts/S	45.181	0.18826	23,999
Y_2243_A		9,130.5	Cts/S	8.0213	0.087852	9,130.5
Y_3600_A		248,350	Cts/S	1,128.2	0.45428	248,350

SE6616-010

Method Name: K6010-2011

Method Revision: 50

SE6616-010

Method Name: K6010-2011
 Analyst Name: EAM
 Acquire Date: 10/26/2011 6:34:28PM

Method Revision: 50

Sample Type: Unknown

Elem	Flags	Avg	Units	Stddev	%RSD	Intensity Ratio
Ag3280_A		2.606	ug/L	1.035	39.69	-497.2
Al3961_R		68,040	ug/L	234.2	0.3442	59,090
As1891_A		55.05	ug/L	0.5485	0.9964	9.238
Au2427_A		-0.3810	ug/L	1.021	267.9	106.1
B_2089_A		231.3	ug/L	0.3228	0.1396	218.3
Ba4554_R		221.9	ug/L	0.1595	0.07185	12,840
Be3130_R		4.071	ug/L	0.05166	1.269	226.2
Ca3158_R		43,840	ug/L	56.72	0.1294	68,830
Cd2265_A		3.457	ug/L	0.1330	3.846	223.8
Co2286_A		39.44	ug/L	0.1181	0.2994	185.5
Cr2677_A		233.1	ug/L	7.808	3.349	3,350
Cu3273_A		323.3	ug/L	11.61	3.592	4,344
Fe2599_R		136,600	ug/L	1,642	1.202	262,900
K_7664_R		19,400	ug/L	108.4	0.5587	12,480
Li6707_R		148.4	ug/L	0.7890	0.5318	1,595
Mg2025_A		40,060	ug/L	46.90	0.1171	7,481
Mn2576_R		1,322	ug/L	5.324	0.4027	14,540
Mo2020_A		10.09	ug/L	0.1965	1.948	20.50
Na5895_R		83,580	ug/L	111.4	0.1332	159,600
Ni2316_A		110.9	ug/L	0.4073	0.3673	257.8
Pb2203_A		263.6	ug/L	1.059	0.4018	284.9
Sb2068_A		-1.145	ug/L	1.711	149.4	3.008
Se1960_A		4.755	ug/L	2.293	48.22	3.859
Si2516_R		2,661	ug/L	3.597	0.1352	1,513
Sn1899_A		47.77	ug/L	0.5348	1.120	27.04
Sr4215_R		298.0	ug/L	0.7337	0.2462	23,340
Ti3349_A		3,155	ug/L	121.4	3.849	98,700
Tl1908_A		-1.893	ug/L	0.6859	36.24	-4.152
V_2924_A		240.1	ug/L	8.828	3.676	3,738
Zn2062_A		2,234	ug/L	2.874	0.1287	7,245
Y_3600_R		24,123	Cts/S	68.315	0.28319	24,123
Y_2243_A		9,145.9	Cts/S	19.358	0.21166	9,145.9
Y_3600_A		242,340	Cts/S	9,261.6	3.8217	242,340

SE6616-011

Method Name: K6010-2011
 Analyst Name: EAM
 Acquire Date: 10/26/2011 6:39:03PM

Method Revision: 50

Sample Type: Unknown

Elem	Flags	Avg	Units	Stddev	%RSD	Intensity Ratio
Ag3280_A		4.815	ug/L	0.9753	20.25	-481.9
Al3961_R		77,180	ug/L	916.4	1.187	65,660
As1891_A		91.25	ug/L	1.659	1.819	20.38
Au2427_A		-1.787	ug/L	0.5143	28.79	110.2
B_2089_A		611.7	ug/L	2.459	0.4020	561.9
Ba4554_R		270.0	ug/L	0.009206	0.003410	15,280
Be3130_R		4.172	ug/L	0.04950	1.186	214.6
Ca3158_R		152,100	ug/L	250.7	0.1648	234,000
Cd2265_A		4.309	ug/L	0.4370	10.14	243.1
Co2286_A		41.12	ug/L	0.3198	0.7777	190.7
Cr2677_A		258.0	ug/L	0.5654	0.2191	3,718
Cu3273_A		616.2	ug/L	2.430	0.3943	8,386
Fe2599_R		145,300	ug/L	4,371	3.008	274,000
K_7664_R		18,760	ug/L	101.3	0.5401	11,810
Li6707_R		147.4	ug/L	1.497	1.016	1,551
Mg2025_A		134,800	ug/L	322.7	0.2395	24,670
Mn2576_R		1,738	ug/L	3.142	0.1808	18,720
Mo2020_A		10.64	ug/L	0.06656	0.6256	21.21

SE6616-011

Method Name: K6010-2011
 Analyst Name: EAM
 Acquire Date: 10/26/2011 6:39:03PM

Method Revision: 50

Sample Type: Unknown

Elem	Flags	Avg	Units	Stddev	%RSD	Intensity Ratio
Na5895_R		87,990	ug/L	241.8	0.2748	164,600
Ni2316_A		137.1	ug/L	0.1768	0.1289	314.4
Pb2203_A		439.9	ug/L	1.219	0.2770	468.8
Sb2068_A		5.226	ug/L	0.1330	2.545	5.516
Se1960_A		4.552	ug/L	2.927	64.31	3.851
Si2516_R		2,455	ug/L	26.94	1.097	1,368
Sn1899_A		47.85	ug/L	0.1010	0.2110	26.53
Sr4215_R		760.3	ug/L	2.384	0.3136	58,430
Ti3349_A		3,469	ug/L	3.311	0.09547	108,800
Tl1908_A		-2.682	ug/L	1.438	53.61	-5.103
V_2924_A		322.5	ug/L	1.341	0.4157	5,028
Zn2062_A		1,431	ug/L	3.583	0.2505	4,545
Y_3600_R		23,629	Cts/S	22.491	0.095183	23,629
Y_2243_A		8,958.7	Cts/S	30.670	0.34235	8,958.7
Y_3600_A		242,950	Cts/S	369.34	0.15203	242,950

SE6616-012

Method Name: K6010-2011
 Analyst Name: EAM
 Acquire Date: 10/26/2011 6:43:36PM

Method Revision: 50

Sample Type: Unknown

Elem	Flags	Avg	Units	Stddev	%RSD	Intensity Ratio
Ag3280_A		8.448	ug/L	0.9018	10.67	-787.4
Al3961_R		97,010	ug/L	157.9	0.1628	86,250
As1891_A		88.25	ug/L	1.132	1.283	14.11
Au2427_A		-0.4519	ug/L	0.3942	87.24	194.9
B_2089_A		218.5	ug/L	1.049	0.4803	208.8
Ba4554_R		193.3	ug/L	0.5076	0.2626	11,460
Be3130_R		4.960	ug/L	0.01682	0.3391	316.2
Ca3158_R		25,280	ug/L	9.183	0.03633	40,610
Cd2265_A		11.47	ug/L	0.02802	0.2444	492.0
Co2286_A		104.4	ug/L	0.2336	0.2239	441.7
Cr2677_A		423.1	ug/L	2.051	0.4848	6,247
Cu3273_A		948.6	ug/L	6.172	0.6507	13,240
Fe2599_R		246,200	ug/L	117.9	0.04790	485,200
K_7664_R		17,930	ug/L	63.74	0.3556	11,800
Li6707_R		231.5	ug/L	1.992	0.8604	2,549
Mg2025_A		46,840	ug/L	83.86	0.1790	8,828
Mn2576_R		2,531	ug/L	3.887	0.1535	28,500
Mo2020_A		36.43	ug/L	0.1295	0.3554	77.19
Na5895_R		64,070	ug/L	55.98	0.08737	125,300
Ni2316_A		283.6	ug/L	0.05303	0.01870	675.2
Pb2203_A		933.5	ug/L	3.144	0.3368	1,033
Sb2068_A		40.08	ug/L	2.336	5.828	20.95
Se1960_A		8.099	ug/L	0.9122	11.26	5.141
Si2516_R		2,309	ug/L	4.100	0.1776	1,342
Sn1899_A		157.8	ug/L	2.241	1.420	87.12
Sr4215_R		265.8	ug/L	0.1338	0.05035	21,300
Ti3349_A		3,315	ug/L	14.82	0.4471	106,600
Tl1908_A		-3.540	ug/L	0.4563	12.89	-7.036
V_2924_A		551.3	ug/L	2.918	0.5293	8,795
Zn2062_A		2,833	ug/L	6.061	0.2140	9,272
Y_3600_R		24,698	Cts/S	16.494	0.066782	24,698
Y_2243_A		9,230.5	Cts/S	34.609	0.37494	9,230.5
Y_3600_A		249,010	Cts/S	1,752.3	0.70372	249,010

CCV

Method Name: K6010-2011

Method Revision: 50

CCV

Method Name: K6010-2011
 Analyst Name: EAM
 Acquire Date: 10/26/2011 6:48:11PM

Method Revision: 50

Sample Type: QC

Elem	Flags	Avg	Units	Stddev	%RSD	Intensity Ratio
Ag3280_A		504.9	ug/L	0.06795	0.01346	11,840
Al3961_R		12,790	ug/L	55.69	0.4354	11,000
As1891_A		501.9	ug/L	2.833	0.5644	165.9
Au2427_A		502.2	ug/L	4.790	0.9538	1,909
B_2089_A		496.0	ug/L	0.3919	0.07900	476.4
Ba4554_R		493.9	ug/L	0.5194	0.1052	28,080
Be3130_R		506.0	ug/L	1.419	0.2804	50,160
Ca3158_R		12,370	ug/L	4.780	0.03865	19,140
Cd2265_A		493.1	ug/L	0.008886	0.001802	7,831
Co2286_A		504.5	ug/L	0.8275	0.1640	1,950
Cr2677_A		492.8	ug/L	0.7316	0.1485	7,215
Cu3273_A		498.4	ug/L	0.4223	0.08474	7,010
Fe2599_R		12,460	ug/L	61.45	0.4930	23,690
K_7664_R		12,230	ug/L	41.36	0.3382	7,767
Li6707_R		506.2	ug/L	0.2101	0.04150	5,377
Mg2025_A		12,660	ug/L	5.865	0.04633	2,367
Mn2576_R		496.4	ug/L	2.449	0.4933	5,390
Mo2020_A		492.5	ug/L	2.782	0.5649	1,049
Na5895_R	W	11,570	ug/L	3.648	0.03152	21,840
Ni2316_A		503.5	ug/L	0.02407	0.004780	1,227
Pb2203_A		501.0	ug/L	1.657	0.3307	552.1
Sb2068_A		477.9	ug/L	11.33	2.370	184.6
Se1960_A		493.0	ug/L	1.265	0.2565	98.76
Si2516_R		12,490	ug/L	49.14	0.3935	6,987
Sn1899_A		501.9	ug/L	1.335	0.2660	272.4
Sr4215_R		500.1	ug/L	0.5307	0.1061	38,700
Ti3349_A		494.5	ug/L	1.083	0.2190	15,850
Tl1908_A		500.7	ug/L	0.003527	0.0007044	223.7
V_2924_A		509.1	ug/L	0.2894	0.05685	8,012
Zn2062_A		500.6	ug/L	0.6596	0.1318	1,626
Y_3600_R		23,812	Cts/S	206.80	0.86846	23,812
Y_2243_A		9,164.4	Cts/S	1.8870	0.020591	9,164.4
Y_3600_A		248,500	Cts/S	502.27	0.20212	248,500

CCB

Method Name: K6010-2011
 Analyst Name: EAM
 Acquire Date: 10/26/2011 6:52:39PM

Method Revision: 50

Sample Type: QC

Elem	Flags	Avg	Units	Stddev	%RSD	Intensity Ratio
Ag3280_A		0.1287	ug/L	0.09797	76.13	-33.41
Al3961_R		-4.601	ug/L	1.439	31.28	16.13
As1891_A		0.008006	ug/L	0.4982	6,222	-1.235
Au2427_A		-0.6243	ug/L	0.3143	50.34	-1.462
B_2089_A		1.001	ug/L	0.4365	43.61	3.050
Ba4554_R		0.07120	ug/L	0.1191	167.2	100.1
Be3130_R		0.1365	ug/L	0.02026	14.84	10.13
Ca3158_R		2.197	ug/L	5.743	261.4	-38.26
Cd2265_A		0.01368	ug/L	0.04610	336.9	-1.475
Co2286_A		-0.004858	ug/L	0.07693	1,584	5.746
Cr2677_A		0.2420	ug/L	0.06159	25.45	8.305
Cu3273_A		0.03485	ug/L	0.1709	490.3	-3.025
Fe2599_R		4.449	ug/L	0.3916	8.801	11.75
K_7664_R		-0.2012	ug/L	20.39	10,130	9.828
Li6707_R		3.567	ug/L	0.4491	12.59	34.79
Mg2025_A		0.9650	ug/L	0.4765	49.38	-2.933
Mn2576_R		-0.04897	ug/L	0.1651	337.1	5.299
Mo2020_A		1.994	ug/L	0.2833	14.21	3.348

CCB

Method Name: K6010-2011
 Analyst Name: EAM
 Acquire Date: 10/26/2011 6:52:39PM

Method Revision: 50

Sample Type: QC

Elem	Flags	Avg	Units	Stddev	%RSD	Intensity Ratio
Na5895_R		36.48	ug/L	13.74	37.68	97.38
Ni2316_A		0.3478	ug/L	0.3517	101.1	0.03557
Pb2203_A		0.7073	ug/L	0.2818	39.84	0.3102
Sb2068_A		0.7719	ug/L	0.07788	10.09	1.024
Se1960_A		0.7206	ug/L	0.9914	137.6	2.153
Si2516_R		1.280	ug/L	9.141	714.2	11.32
Sn1899_A		0.8183	ug/L	0.3690	45.10	1.741
Sr4215_R		0.2151	ug/L	0.08785	40.85	-53.29
Ti3349_A		0.2845	ug/L	0.01179	4.144	-27.70
Tl1908_A		0.1038	ug/L	0.2509	241.6	-0.3255
V_2924_A		0.3054	ug/L	0.1493	48.90	2.609
Zn2062_A		-0.1134	ug/L	0.09254	81.58	0.1638
Y_3600_R		23,522	Cts/S	310.56	1.3203	23,522
Y_2243_A		9,207.1	Cts/S	34.356	0.37315	9,207.1
Y_3600_A		250,600	Cts/S	3,830.2	1.5284	250,600

SE6616-013

Method Name: K6010-2011
 Analyst Name: EAM
 Acquire Date: 10/26/2011 6:57:15PM

Method Revision: 50

Sample Type: Unknown

Elem	Flags	Avg	Units	Stddev	%RSD	Intensity Ratio
Ag3280_A		3.755	ug/L	0.2206	5.876	-498.8
Al3961_R		59,990	ug/L	56.09	0.09350	51,580
As1891_A		57.39	ug/L	0.5358	0.9336	9.321
Au2427_A		-1.510	ug/L	0.6197	41.06	104.9
B_2089_A		162.1	ug/L	0.9636	0.5945	150.4
Ba4554_R		157.1	ug/L	0.2669	0.1698	9,030
Be3130_R		3.315	ug/L	0.07923	2.390	188.9
Ca3158_R		255,600	ug/L	5,376	2.103	397,500
Cd2265_A		3.583	ug/L	0.01163	0.3245	231.4
Co2286_A		46.72	ug/L	0.2282	0.4885	203.2
Cr2677_A		227.8	ug/L	2.022	0.8876	3,285
Cu3273_A		386.1	ug/L	2.126	0.5507	5,223
Fe2599_R		145,100	ug/L	1,341	0.9245	276,500
K_7664_R		13,590	ug/L	9.654	0.07106	8,652
Li6707_R		140.7	ug/L	0.9805	0.6967	1,497
Mg2025_A		32,980	ug/L	105.0	0.3182	6,029
Mn2576_R		1,326	ug/L	0.3714	0.02802	14,440
Mo2020_A		10.70	ug/L	0.2168	2.025	21.35
Na5895_R		49,020	ug/L	42.74	0.08718	92,690
Ni2316_A		130.1	ug/L	0.7238	0.5562	297.5
Pb2203_A		355.9	ug/L	0.5388	0.1514	380.0
Sb2068_A		3.661	ug/L	1.305	35.65	4.806
Se1960_A		2.726	ug/L	1.573	57.70	3.354
Si2516_R		2,281	ug/L	1.830	0.08024	1,285
Sn1899_A		43.01	ug/L	1.104	2.567	23.95
Sr4215_R		842.9	ug/L	1.077	0.1278	65,480
Ti3349_A		2,449	ug/L	12.29	0.5017	76,820
Tl1908_A		-1.839	ug/L	0.4856	26.40	-3.831
V_2924_A		229.2	ug/L	1.030	0.4495	3,577
Zn2062_A		979.6	ug/L	1.892	0.1931	3,110
Y_3600_R		23,883	Cts/S	334.48	1.4005	23,883
Y_2243_A		8,951.0	Cts/S	23.772	0.26558	8,951.0
Y_3600_A		242,910	Cts/S	2,810.6	1.1571	242,910

SE6616-013L

Method Name: K6010-2011

Method Revision: 50

SE6616-013L

Method Name: K6010-2011
 Analyst Name: EAM
 Acquire Date: 10/26/2011 7:01:55PM

Method Revision: 50

Sample Type: Unknown

Elem	Flags	Avg	Units	Stddev	%RSD	Intensity Ratio
Ag3280_A		4.184	ug/L	1.770	42.30	-135.8
Al3961_R		62,820	ug/L	141.3	0.2250	10,550
As1891_A		59.05	ug/L	9.688	16.41	0.9259
Au2427_A		-0.3637	ug/L	2.372	652.3	24.51
B_2089_A		171.6	ug/L	1.605	0.9353	34.24
Ba4554_R		162.7	ug/L	1.267	0.7786	1,899
Be3130_R		3.623	ug/L	0.02619	0.7228	39.88
Ca3158_R		269,800	ug/L	28.17	0.01044	81,850
Cd2265_A		2.965	ug/L	0.1549	5.223	46.44
Co2286_A		50.26	ug/L	1.235	2.457	49.02
Cr2677_A		241.4	ug/L	2.339	0.9692	713.9
Cu3273_A		398.2	ug/L	2.182	0.5480	1,096
Fe2599_R		154,500	ug/L	17.86	0.01156	57,460
K_7664_R		14,230	ug/L	168.8	1.186	1,776
Li6707_R		164.7	ug/L	0.04188	0.02542	340.0
Mg2025_A		35,390	ug/L	57.76	0.1632	1,322
Mn2576_R		1,408	ug/L	3.286	0.2334	2,996
Mo2020_A		12.95	ug/L	1.294	9.997	4.593
Na5895_R		50,820	ug/L	188.6	0.3711	18,770
Ni2316_A		137.3	ug/L	1.513	1.102	63.61
Pb2203_A		387.9	ug/L	0.2948	0.07599	84.50
Sb2068_A		-4.023	ug/L	0.04342	1.079	1.011
Se1960_A		1.350	ug/L	7.275	539.1	2.245
Si2516_R		2,367	ug/L	1.315	0.05557	268.4
Sn1899_A		49.73	ug/L	2.351	4.728	6.664
Sr4215_R		880.2	ug/L	0.4251	0.04830	13,290
Ti3349_A		2,489	ug/L	5.649	0.2270	15,900
Tl1908_A		2.552	ug/L	3.945	154.6	-0.7122
V_2924_A		239.8	ug/L	1.590	0.6628	762.0
Zn2062_A		1,048	ug/L	0.1788	0.01706	681.5
Y_3600_R		23,301	Cts/S	251.00	1.0772	23,301
Y_2243_A		9,166.1	Cts/S	41.917	0.45730	9,166.1
Y_3600_A		247,840	Cts/S	1,136.2	0.45846	247,840

SE6616-013A

Method Name: K6010-2011
 Analyst Name: EAM
 Acquire Date: 10/26/2011 7:06:24PM

Method Revision: 50

Sample Type: Unknown

Elem	Flags	Avg	Units	Stddev	%RSD	Intensity Ratio
Ag3280_A		497.1	ug/L	5.162	1.038	10,860
Al3961_R		69,600	ug/L	319.7	0.4593	59,460
As1891_A		536.4	ug/L	4.084	0.7614	165.4
Au2427_A		-1.225	ug/L	0.8667	70.75	112.2
B_2089_A		627.4	ug/L	0.05825	0.009285	584.5
Ba4554_R		627.0	ug/L	3.413	0.5444	35,490
Be3130_R		499.7	ug/L	3.142	0.6287	49,220
Ca3158_R		245,400	ug/L	10,240	4.173	379,100
Cd2265_A		458.9	ug/L	1.302	0.2836	7,277
Co2286_A		511.8	ug/L	3.098	0.6053	1,951
Cr2677_A		684.7	ug/L	6.467	0.9446	9,794
Cu3273_A		856.8	ug/L	7.133	0.8325	11,670
Fe2599_R		148,100	ug/L	3,795	2.562	280,400
K_7664_R		22,790	ug/L	7.899	0.03467	14,410
Li6707_R		615.8	ug/L	1.005	0.1633	6,517
Mg2025_A		37,400	ug/L	123.6	0.3304	6,828
Mn2576_R		1,781	ug/L	6.575	0.3691	19,260
Mo2020_A		482.9	ug/L	4.355	0.9017	1,004

SE6616-013A

Method Name: K6010-2011
 Analyst Name: EAM
 Acquire Date: 10/26/2011 7:06:24PM

Method Revision: 50

Sample Type: Unknown

Elem	Flags	Avg	Units	Stddev	%RSD	Intensity Ratio
Na5895_R		53,180	ug/L	174.2	0.3275	99,870
Ni2316_A		584.8	ug/L	3.699	0.6324	1,379
Pb2203_A		804.1	ug/L	3.696	0.4596	861.8
Sb2068_A		486.6	ug/L	0.6453	0.1326	185.8
Se1960_A		480.6	ug/L	4.471	0.9302	94.80
Si2516_R		2,483	ug/L	8.212	0.3307	1,392
Sn1899_A		531.7	ug/L	1.989	0.3741	281.4
Sr4215_R		1,298	ug/L	6.040	0.4654	100,200
Ti3349_A		2,870	ug/L	34.13	1.189	89,820
Tl1908_A		446.1	ug/L	0.9041	0.2026	191.7
V_2924_A		709.0	ug/L	7.384	1.042	10,930
Zn2062_A		1,420	ug/L	10.85	0.7641	4,499
Y_3600_R		23,721	Cts/S	173.67	0.73217	23,721
Y_2243_A		8,940.2	Cts/S	55.703	0.62306	8,940.2
Y_3600_A		242,310	Cts/S	1,130.8	0.46666	242,310

SE6616-013D

Method Name: K6010-2011
 Analyst Name: EAM
 Acquire Date: 10/26/2011 7:10:59PM

Method Revision: 50

Sample Type: Unknown

Elem	Flags	Avg	Units	Stddev	%RSD	Intensity Ratio
Ag3280_A		4.150	ug/L	0.03368	0.8117	-545.7
Al3961_R		63,540	ug/L	65.54	0.1032	54,670
As1891_A		59.74	ug/L	0.4872	0.8156	9.524
Au2427_A		-2.318	ug/L	0.3983	17.18	112.1
B_2089_A		176.2	ug/L	0.2450	0.1390	165.8
Ba4554_R		167.8	ug/L	0.3493	0.2081	9,643
Be3130_R		3.598	ug/L	0.00006901	0.001918	204.8
Ca3158_R		68,920	ug/L	85.13	0.1235	107,200
Cd2265_A		3.345	ug/L	0.1272	3.804	246.4
Co2286_A		49.05	ug/L	0.05308	0.1082	217.1
Cr2677_A		219.6	ug/L	1.698	0.7733	3,223
Cu3273_A		596.6	ug/L	1.052	0.1764	8,252
Fe2599_R		157,400	ug/L	1,167	0.7414	300,200
K_7664_R		14,510	ug/L	12.65	0.08713	9,248
Li6707_R		148.0	ug/L	1.930	1.304	1,576
Mg2025_A		34,800	ug/L	58.36	0.1677	6,456
Mn2576_R		1,386	ug/L	3.733	0.2694	15,100
Mo2020_A		13.41	ug/L	0.2917	2.175	27.40
Na5895_R		46,350	ug/L	78.64	0.1697	87,700
Ni2316_A		137.6	ug/L	0.1436	0.1044	318.9
Pb2203_A		305.4	ug/L	0.5108	0.1672	330.3
Sb2068_A		2.849	ug/L	0.08721	3.061	4.726
Se1960_A		6.354	ug/L	0.4466	7.028	4.171
Si2516_R		2,865	ug/L	21.17	0.7390	1,613
Sn1899_A		44.01	ug/L	0.3369	0.7655	24.84
Sr4215_R		329.9	ug/L	0.4281	0.1298	25,600
Ti3349_A		2,668	ug/L	1.194	0.04474	85,130
Tl1908_A		-0.6668	ug/L	0.01612	2.417	-3.498
V_2924_A		233.1	ug/L	0.2167	0.09298	3,702
Zn2062_A		1,195	ug/L	0.1050	0.008792	3,849
Y_3600_R		23,901	Cts/S	115.59	0.48360	23,901
Y_2243_A		9,084.8	Cts/S	38.167	0.42012	9,084.8
Y_3600_A		247,030	Cts/S	953.76	0.38608	247,030

SE6616-013S

Method Name: K6010-2011

Method Revision: 50

SE6616-013S

Method Name: K6010-2011
 Analyst Name: EAM
 Acquire Date: 10/26/2011 7:15:34PM

Method Revision: 50

Sample Type: Unknown

Elem	Flags	Avg	Units	Stddev	%RSD	Intensity Ratio
Ag3280_A		54.22	ug/L	0.9785	1.805	661.2
Al3961_R		77,260	ug/L	384.0	0.4970	67,060
As1891_A		154.1	ug/L	0.8727	0.5662	41.62
Au2427_A		-0.6697	ug/L	0.9429	140.8	116.4
B_2089_A		628.6	ug/L	3.255	0.5178	593.8
Ba4554_R		2,185	ug/L	1.220	0.05581	125,500
Be3130_R		55.32	ug/L	0.06370	0.1152	5,367
Ca3158_R		56,110	ug/L	115.3	0.2054	88,050
Cd2265_A		240.2	ug/L	1.697	0.7063	3,974
Co2286_A		533.2	ug/L	2.678	0.5022	2,077
Cr2677_A		415.5	ug/L	0.6752	0.1625	6,047
Cu3273_A		582.2	ug/L	1.506	0.2587	8,021
Fe2599_R		147,400	ug/L	2,714	1.842	283,500
K_7664_R		25,830	ug/L	155.4	0.6015	16,600
Li6707_R		621.5	ug/L	1.658	0.2669	6,684
Mg2025_A		37,930	ug/L	213.1	0.5617	7,068
Mn2576_R		1,801	ug/L	13.83	0.7679	19,790
Mo2020_A		293.1	ug/L	2.057	0.7018	621.2
Na5895_R		57,710	ug/L	58.74	0.1018	110,100
Ni2316_A		611.5	ug/L	3.737	0.6110	1,472
Pb2203_A		364.0	ug/L	0.5205	0.1430	393.9
Sb2068_A		55.01	ug/L	0.1849	0.3362	24.63
Se1960_A		99.61	ug/L	4.417	4.434	22.49
Si2516_R		3,793	ug/L	9.301	0.2452	2,154
Sn1899_A		499.0	ug/L	2.231	0.4471	269.7
Sr4215_R		786.9	ug/L	1.738	0.2209	61,700
Ti3349_A		3,319	ug/L	0.9091	0.02740	105,500
Tl1908_A		91.63	ug/L	1.253	1.368	36.49
V_2924_A		729.7	ug/L	1.206	0.1653	11,460
Zn2062_A		1,409	ug/L	7.579	0.5378	4,560
Y_3600_R		24,107	Cts/S	266.88	1.1071	24,107
Y_2243_A		9,125.5	Cts/S	26.379	0.28907	9,125.5
Y_3600_A		246,070	Cts/S	333.32	0.13546	246,070

SE6616-014

Method Name: K6010-2011
 Analyst Name: EAM
 Acquire Date: 10/26/2011 7:20:06PM

Method Revision: 50

Sample Type: Unknown

Elem	Flags	Avg	Units	Stddev	%RSD	Intensity Ratio
Ag3280_A		0.9288	ug/L	0.1670	17.98	-833.1
Al3961_R		51,550	ug/L	85.19	0.1653	44,440
As1891_A		63.44	ug/L	2.935	4.627	7.576
Au2427_A		-1.198	ug/L	0.02845	2.375	160.1
B_2089_A		51.18	ug/L	0.3946	0.7709	50.43
Ba4554_R		49.80	ug/L	0.3695	0.7420	2,935
Be3130_R		2.325	ug/L	0.01306	0.5617	157.9
Ca3158_R		6,838	ug/L	24.47	0.3579	10,620
Cd2265_A		1.593	ug/L	0.1033	6.487	293.6
Co2286_A		96.15	ug/L	0.2639	0.2744	391.9
Cr2677_A		102.6	ug/L	0.2575	0.2509	1,549
Cu3273_A		200.4	ug/L	0.3545	0.1769	2,720
Fe2599_R		214,000	ug/L	2,888	1.350	408,800
K_7664_R		5,233	ug/L	38.33	0.7325	3,347
Li6707_R		144.9	ug/L	0.9267	0.6396	1,545
Mg2025_A		23,730	ug/L	10.13	0.04270	4,471
Mn2576_R		1,801	ug/L	7.528	0.4179	19,670
Mo2020_A		6.297	ug/L	0.04094	0.6502	12.56

SE6616-014

Method Name: K6010-2011
 Analyst Name: EAM
 Acquire Date: 10/26/2011 7:20:06PM

Method Revision: 50

Sample Type: Unknown

Elem	Flags	Avg	Units	Stddev	%RSD	Intensity Ratio
Na5895_R		29,010	ug/L	151.0	0.5205	55,000
Ni2316_A		187.4	ug/L	0.4265	0.2276	441.4
Pb2203_A		84.03	ug/L	0.8544	1.017	92.30
Sb2068_A		11.05	ug/L	0.8388	7.590	8.386
Se1960_A		3.771	ug/L	0.6847	18.16	3.805
Si2516_R		2,474	ug/L	25.71	1.039	1,393
Sn1899_A		15.64	ug/L	0.8369	5.351	9.804
Sr4215_R		116.8	ug/L	0.1126	0.09638	9,036
Ti3349_A		1,259	ug/L	1.244	0.09884	40,610
Tl1908_A		-3.659	ug/L	0.5510	15.06	-4.820
V_2924_A		140.1	ug/L	0.1533	0.1094	2,269
Zn2062_A		527.3	ug/L	0.5207	0.09873	1,726
Y_3600_R		23,942	Cts/S	136.51	0.57015	23,942
Y_2243_A		9,226.3	Cts/S	3.9814	0.043153	9,226.3
Y_3600_A		249,910	Cts/S	183.27	0.073337	249,910

SE6616-015

Method Name: K6010-2011
 Analyst Name: EAM
 Acquire Date: 10/26/2011 7:24:41PM

Method Revision: 50

Sample Type: Unknown

Elem	Flags	Avg	Units	Stddev	%RSD	Intensity Ratio
Ag3280_A		-0.1360	ug/L	1.853	1.363	-944.1
Al3961_R		76,290	ug/L	278.7	0.3653	65,970
As1891_A		58.04	ug/L	1.649	2.842	4.419
Au2427_A		-1.042	ug/L	2.540	243.7	178.0
B_2089_A		43.99	ug/L	0.9825	2.233	43.55
Ba4554_R		53.53	ug/L	0.4963	0.9272	3,159
Be3130_R		2.571	ug/L	0.01905	0.7410	183.0
Ca3158_R		9,460	ug/L	41.66	0.4403	14,760
Cd2265_A		1.528	ug/L	0.6581	43.06	321.0
Co2286_A		102.8	ug/L	0.4850	0.4716	417.6
Cr2677_A		122.1	ug/L	0.9796	0.8024	1,837
Cu3273_A		153.5	ug/L	0.2292	0.1493	2,042
Fe2599_R		236,800	ug/L	7,203	3.041	454,000
K_7664_R		4,828	ug/L	55.42	1.148	3,099
Li6707_R		193.3	ug/L	1.026	0.5309	2,069
Mg2025_A		31,550	ug/L	217.3	0.6887	5,937
Mn2576_R		1,984	ug/L	16.51	0.8324	21,730
Mo2020_A		4.178	ug/L	0.04502	1.077	7.991
Na5895_R		29,990	ug/L	33.94	0.1132	57,050
Ni2316_A		210.1	ug/L	0.8634	0.4110	494.5
Pb2203_A		64.53	ug/L	0.6669	1.034	67.66
Sb2068_A		-1.025	ug/L	2.312	225.6	4.195
Se1960_A		1.791	ug/L	0.7736	43.20	3.659
Si2516_R		2,840	ug/L	24.67	0.8687	1,603
Sn1899_A		13.97	ug/L	0.5866	4.199	8.882
Sr4215_R		120.6	ug/L	0.1460	0.1211	9,361
Ti3349_A		1,263	ug/L	0.5152	0.04081	40,690
Tl1908_A		-4.444	ug/L	0.1146	2.579	-5.425
V_2924_A		164.3	ug/L	0.8109	0.4936	2,654
Zn2062_A		510.3	ug/L	1.996	0.3911	1,667
Y_3600_R		24,023	Cts/S	327.10	1.3616	24,023
Y_2243_A		9,213.1	Cts/S	43.104	0.46786	9,213.1
Y_3600_A		249,640	Cts/S	149.14	0.059742	249,640

SE6616-016

Method Name: K6010-2011

Method Revision: 50

SE6616-016

Method Name: K6010-2011
 Analyst Name: EAM
 Acquire Date: 10/26/2011 7:29:15PM

Method Revision: 50

Sample Type: Unknown

Elem	Flags	Avg	Units	Stddev	%RSD	Intensity Ratio
Ag3280_A		8.657	ug/L	0.3938	4.549	-872.7
Al3961_R		104,200	ug/L	327.2	0.3141	92,380
As1891_A		108.3	ug/L	1.733	1.600	19.36
Au2427_A		-1.287	ug/L	2.163	168.1	203.3
B_2089_A		277.8	ug/L	1.914	0.6892	262.1
Ba4554_R		308.8	ug/L	0.1472	0.04766	18,210
Be3130_R		5.953	ug/L	0.009251	0.1554	371.9
Ca3158_R		74,960	ug/L	17.96	0.02397	120,200
Cd2265_A		36.55	ug/L	0.3084	0.8438	912.6
Co2286_A		102.9	ug/L	0.1193	0.1159	438.3
Cr2677_A		1,186	ug/L	4.683	0.3950	17,280
Cu3273_A		1,347	ug/L	6.397	0.4749	18,700
Fe2599_R	W	270,500	ug/L	3,032	1.121	531,800
K_7664_R		24,650	ug/L	8.070	0.03273	16,190
Li6707_R		234.6	ug/L	1.664	0.7094	2,577
Mg2025_A		57,470	ug/L	118.6	0.2064	10,700
Mn2576_R		2,410	ug/L	5.513	0.2287	27,070
Mo2020_A		58.61	ug/L	0.1746	0.2979	123.4
Na5895_R		88,100	ug/L	30.92	0.03509	171,800
Ni2316_A		483.4	ug/L	0.6852	0.1417	1,151
Pb2203_A		7,564	ug/L	23.76	0.3142	8,324
Sb2068_A		163.9	ug/L	0.6489	0.3959	70.29
Se1960_A		9.876	ug/L	2.372	24.02	5.571
Si2516_R		2,549	ug/L	9.523	0.3736	1,477
Sn1899_A		146.7	ug/L	0.1343	0.09155	80.18
Sr4215_R		622.7	ug/L	0.02577	0.004138	49,880
Ti3349_A		4,138	ug/L	16.93	0.4091	132,000
Tl1908_A		-1.370	ug/L	1.234	90.12	-6.883
V_2924_A		901.3	ug/L	3.663	0.4064	14,210
Zn2062_A		15,560	ug/L	12.95	0.08322	50,350
Y_3600_R		24,637	Cts/S	93.009	0.37752	24,637
Y_2243_A		9,125.4	Cts/S	33.158	0.36336	9,125.4
Y_3600_A		247,000	Cts/S	1,305.9	0.52869	247,000

SE6616-017

Method Name: K6010-2011
 Analyst Name: EAM
 Acquire Date: 10/26/2011 7:33:49PM

Method Revision: 50

Sample Type: Unknown

Elem	Flags	Avg	Units	Stddev	%RSD	Intensity Ratio
Ag3280_A		2.293	ug/L	1.415	61.73	-938.9
Al3961_R		79,810	ug/L	205.7	0.2577	70,620
As1891_A		100.9	ug/L	2.256	2.237	18.23
Au2427_A		-1.251	ug/L	2.318	185.4	193.0
B_2089_A		104.8	ug/L	1.066	1.017	101.9
Ba4554_R		152.5	ug/L	0.2262	0.1483	9,023
Be3130_R		3.750	ug/L	0.03222	0.8592	245.6
Ca3158_R		15,140	ug/L	9.741	0.06434	24,190
Cd2265_A		5.266	ug/L	0.4479	8.506	397.8
Co2286_A		113.1	ug/L	0.2908	0.2572	469.1
Cr2677_A		212.5	ug/L	1.381	0.6496	3,169
Cu3273_A		367.4	ug/L	2.809	0.7645	5,056
Fe2599_R		248,700	ug/L	5,521	2.220	487,900
K_7664_R		10,840	ug/L	18.09	0.1669	7,105
Li6707_R		198.2	ug/L	0.8473	0.4275	2,172
Mg2025_A		35,930	ug/L	85.27	0.2373	6,798
Mn2576_R		2,460	ug/L	3.214	0.1306	27,570
Mo2020_A		26.51	ug/L	0.3120	1.177	56.16

SE6616-017

Method Name: K6010-2011
Analyst Name: EAM
Acquire Date: 10/26/2011 7:33:49PM

Method Revision: 50

Sample Type: Unknown

Elem	Flags	Avg	Units	Stddev	%RSD	Intensity Ratio
Na5895_R		41,470	ug/L	47.09	0.1135	80,710
Ni2316_A		242.0	ug/L	0.3207	0.1325	575.2
Pb2203_A		360.3	ug/L	0.1856	0.05152	398.7
Sb2068_A		186.4	ug/L	0.1952	0.1048	77.09
Se1960_A		7.008	ug/L	1.176	16.78	4.802
Si2516_R		1,860	ug/L	15.94	0.8571	1,076
Sn1899_A		39.83	ug/L	0.7008	1.760	23.06
Sr4215_R		192.0	ug/L	0.3001	0.1563	15,290
Ti3349_A		2,344	ug/L	26.60	1.135	75,590
Tl1908_A		-2.703	ug/L	0.5567	20.59	-5.775
V_2924_A		289.7	ug/L	2.332	0.8048	4,656
Zn2062_A		2,475	ug/L	3.446	0.1393	8,133
Y_3600_R		24,581	Cts/S	309.15	1.2576	24,581
Y_2243_A		9,267.1	Cts/S	18.168	0.19605	9,267.1
Y_3600_A		249,730	Cts/S	2,583.4	1.0345	249,730

SE6616-018

Method Name: K6010-2011
Analyst Name: EAM
Acquire Date: 10/26/2011 7:38:24PM

Method Revision: 50

Sample Type: Unknown

Elem	Flags	Avg	Units	Stddev	%RSD	Intensity Ratio
Ag3280_A		0.1032	ug/L	0.9315	902.3	-1,299
Al3961_R		89,840	ug/L	78.28	0.08713	78,440
As1891_A		144.7	ug/L	1.025	0.7085	28.12
Au2427_A		-3.405	ug/L	1.674	49.18	256.9
B_2089_A		83.15	ug/L	0.2089	0.2512	81.41
Ba4554_R		160.3	ug/L	0.3931	0.2453	9,349
Be3130_R		4.551	ug/L	0.01710	0.3758	316.1
Ca3158_R		16,490	ug/L	18.11	0.1098	26,000
Cd2265_A		2.534	ug/L	0.1694	6.685	461.7
Co2286_A		156.5	ug/L	0.6056	0.3870	641.2
Cr2677_A		174.0	ug/L	2.383	1.370	2,592
Cu3273_A		294.3	ug/L	4.143	1.408	3,940
Fe2599_R	F	333,100	ug/L	1,962	0.5891	644,700
K_7664_R		9,706	ug/L	12.37	0.1274	6,280
Li6707_R		233.2	ug/L	1.373	0.5889	2,521
Mg2025_A		39,570	ug/L	47.31	0.1196	7,502
Mn2576_R		3,635	ug/L	4.460	0.1227	40,190
Mo2020_A		24.56	ug/L	0.3680	1.498	52.04
Na5895_R		40,920	ug/L	111.9	0.2735	78,570
Ni2316_A		303.6	ug/L	0.6921	0.2280	721.1
Pb2203_A		125.9	ug/L	1.230	0.9768	137.9
Sb2068_A		0.8201	ug/L	1.812	221.0	6.433
Se1960_A		7.309	ug/L	3.302	45.18	5.220
Si2516_R		2,486	ug/L	16.28	0.6549	1,415
Sn1899_A		19.74	ug/L	0.6768	3.428	12.11
Sr4215_R		206.3	ug/L	0.09949	0.04822	16,220
Ti3349_A		2,463	ug/L	46.53	1.889	78,660
Tl1908_A		-3.335	ug/L	0.7463	22.38	-7.354
V_2924_A		242.7	ug/L	4.257	1.754	3,881
Zn2062_A		769.7	ug/L	1.050	0.1364	2,534
Y_3600_R		24,252	Cts/S	21.360	0.088074	24,252
Y_2243_A		9,280.7	Cts/S	19.699	0.21226	9,280.7
Y_3600_A		247,350	Cts/S	6,382.4	2.5802	247,350

CCV

Method Name: K6010-2011

Method Revision: 50

CCV

Method Name: K6010-2011
Analyst Name: EAM
Acquire Date: 10/26/2011 7:43:02PM

Method Revision: 50

Sample Type: QC

Elem	Flags	Avg	Units	Stddev	%RSD	Intensity Ratio
Ag3280_A		504.3	ug/L	3.597	0.7133	11,850
Al3961_R		12,820	ug/L	166.6	1.300	11,070
As1891_A		502.6	ug/L	1.368	0.2721	166.1
Au2427_A		501.0	ug/L	0.3073	0.06134	1,904
B_2089_A		497.3	ug/L	0.6381	0.1283	477.5
Ba4554_R		493.6	ug/L	0.3540	0.07172	28,210
Be3130_R		510.5	ug/L	5.777	1.132	50,860
Ca3158_R		12,430	ug/L	65.42	0.5262	19,330
Cd2265_A		494.1	ug/L	0.05510	0.01115	7,845
Co2286_A		505.6	ug/L	0.8584	0.1698	1,953
Cr2677_A		492.0	ug/L	2.905	0.5904	7,218
Cu3273_A		497.7	ug/L	1.772	0.3561	7,013
Fe2599_R		12,640	ug/L	208.5	1.650	24,130
K_7664_R		12,230	ug/L	110.5	0.9038	7,803
Li6707_R		505.8	ug/L	1.040	0.2056	5,400
Mg2025_A		12,690	ug/L	11.27	0.08883	2,372
Mn2576_R		501.0	ug/L	7.572	1.511	5,467
Mo2020_A		495.4	ug/L	2.057	0.4152	1,055
Na5895_R	W	11,670	ug/L	66.28	0.5681	22,130
Ni2316_A		504.0	ug/L	0.09445	0.01874	1,228
Pb2203_A		501.4	ug/L	1.464	0.2920	552.4
Sb2068_A		480.6	ug/L	7.650	1.592	185.6
Se1960_A		496.9	ug/L	4.937	0.9935	99.51
Si2516_R		12,640	ug/L	187.1	1.480	7,105
Sn1899_A		503.9	ug/L	0.3880	0.07700	273.4
Sr4215_R		501.7	ug/L	2.884	0.5749	39,020
Ti3349_A		494.6	ug/L	3.000	0.6066	15,890
Tl1908_A		501.6	ug/L	0.9110	0.1816	224.1
V_2924_A		508.1	ug/L	3.712	0.7306	8,012
Zn2062_A		501.7	ug/L	0.05339	0.01064	1,629
Y_3600_R		23,932	Cts/S	407.43	1.7025	23,932
Y_2243_A		9,162.6	Cts/S	26.242	0.28640	9,162.6
Y_3600_A		249,000	Cts/S	4,518.6	1.8147	249,000

CCB

Method Name: K6010-2011
Analyst Name: EAM
Acquire Date: 10/26/2011 7:47:27PM

Method Revision: 50

Sample Type: QC

Elem	Flags	Avg	Units	Stddev	%RSD	Intensity Ratio
Ag3280_A		0.5050	ug/L	0.1549	30.68	-24.58
Al3961_R		-0.6133	ug/L	1.313	214.1	19.99
As1891_A		1.025	ug/L	0.2479	24.18	-0.8960
Au2427_A		0.2318	ug/L	0.8132	350.8	1.787
B_2089_A		0.1885	ug/L	0.3371	178.8	2.286
Ba4554_R		0.09227	ug/L	0.1350	146.3	103.9
Be3130_R		0.07051	ug/L	0.04149	58.84	3.760
Ca3158_R		2.506	ug/L	2.040	81.40	-38.80
Cd2265_A		0.04795	ug/L	0.01404	29.28	-0.9247
Co2286_A		0.1156	ug/L	0.1578	136.6	6.225
Cr2677_A		-0.07311	ug/L	0.06761	92.47	3.671
Cu3273_A		0.2372	ug/L	0.4763	200.9	-0.2240
Fe2599_R		10.71	ug/L	2.810	26.25	24.07
K_7664_R		4.277	ug/L	7.256	169.7	12.85
Li6707_R		5.097	ug/L	0.6715	13.17	52.13
Mg2025_A		2.497	ug/L	1.832	73.35	-2.651
Mn2576_R		-0.2124	ug/L	0.04699	22.12	3.649
Mo2020_A		1.782	ug/L	0.2904	16.30	2.897

CCB

Method Name: K6010-2011
 Analyst Name: EAM
 Acquire Date: 10/26/2011 7:47:27PM

Method Revision: 50

Sample Type: QC

Elem	Flags	Avg	Units	Stddev	%RSD	Intensity Ratio
Na5895_R		26.49	ug/L	1.067	4.030	80.61
Ni2316_A		0.2746	ug/L	0.1794	65.32	-0.1433
Pb2203_A		-0.2479	ug/L	0.4407	177.8	-0.7535
Sb2068_A		0.3993	ug/L	1.099	275.2	0.8820
Se1960_A		2.288	ug/L	0.2360	10.32	2.467
Si2516_R		7.123	ug/L	3.839	53.90	14.87
Sn1899_A		0.1155	ug/L	0.1436	124.3	1.362
Sr4215_R		0.1543	ug/L	0.04561	29.57	-59.48
Ti3349_A		0.1354	ug/L	0.08712	64.32	-32.56
Tl1908_A		-0.7092	ug/L	0.8108	114.3	-0.6947
V_2924_A		0.1434	ug/L	0.08629	60.16	0.08838
Zn2062_A		-0.06424	ug/L	0.08076	125.7	0.3259
Y_3600_R		24,120	Cts/S	149.15	0.61835	24,120
Y_2243_A		9,228.0	Cts/S	5,4157	0.058688	9,228.0
Y_3600_A		251,120	Cts/S	6,629.0	2.6398	251,120

SE6616-019

Method Name: K6010-2011
 Analyst Name: EAM
 Acquire Date: 10/26/2011 7:52:04PM

Method Revision: 50

Sample Type: Unknown

Elem	Flags	Avg	Units	Stddev	%RSD	Intensity Ratio
Ag3280_A		1.166	ug/L	1.020	87.51	-1,344
Al3961_R		111,500	ug/L	436.0	0.3910	99,640
As1891_A		147.3	ug/L	1.986	1.348	28.30
Au2427_A		-1.928	ug/L	1.464	75.91	271.9
B_2089_A		146.9	ug/L	1.418	0.9653	142.0
Ba4554_R		224.3	ug/L	1.137	0.5071	13,350
Be3130_R		5.383	ug/L	0.05084	0.9445	372.6
Ca3158_R		20,010	ug/L	35.09	0.1754	32,290
Cd2265_A		9.333	ug/L	0.1888	2.023	586.6
Co2286_A		163.5	ug/L	0.02656	0.01624	673.8
Cr2677_A		571.7	ug/L	1.509	0.2639	8,502
Cu3273_A		499.1	ug/L	1.992	0.3992	6,896
Fe2599_R	F	345,900	ug/L	3,345	0.9671	685,000
K_7664_R		14,640	ug/L	16.29	0.1113	9,689
Li6707_R		268.8	ug/L	3.786	1.408	2,974
Mg2025_A		49,580	ug/L	74.51	0.1503	9,389
Mn2576_R		3,718	ug/L	0.9285	0.02497	42,060
Mo2020_A		35.03	ug/L	0.05257	0.1501	74.64
Na5895_R		56,840	ug/L	345.7	0.6083	111,700
Ni2316_A		329.3	ug/L	0.06967	0.02116	783.0
Pb2203_A		1,706	ug/L	4.724	0.2769	1,904
Sb2068_A		107.1	ug/L	0.4262	0.3978	48.97
Se1960_A		5.482	ug/L	0.2182	3.981	5.063
Si2516_R		2,519	ug/L	13.65	0.5420	1,467
Sn1899_A		52.51	ug/L	0.5874	1.119	30.01
Sr4215_R		261.2	ug/L	0.8004	0.3064	21,040
Ti3349_A		3,110	ug/L	20.16	0.6482	100,700
Tl1908_A		-5.077	ug/L	0.5086	10.02	-8.786
V_2924_A		411.8	ug/L	2.744	0.6663	6,630
Zn2062_A		4,754	ug/L	7.116	0.1497	15,640
Y_3600_R		24,820	Cts/S	346.25	1.3951	24,820
Y_2243_A		9,275.1	Cts/S	55,846	0.60210	9,275.1
Y_3600_A		250,810	Cts/S	1,458.8	0.58165	250,810

SE6616-020

Method Name: K6010-2011

Method Revision: 50

SE6616-020

Method Name: K6010-2011
 Analyst Name: EAM
 Acquire Date: 10/26/2011 7:56:38PM

Method Revision: 50

Sample Type: Unknown

Elem	Flags	Avg	Units	Stddev	%RSD	Intensity Ratio
Ag3280_A		14.44	ug/L	0.4530	3.138	-394.0
Al3961_R		234,700	ug/L	1,891	0.8057	208,300
As1891_A		62.50	ug/L	0.1567	0.2507	9.479
Au2427_A		-2.478	ug/L	1.125	45.40	133.5
B_2089_A		365.2	ug/L	1.043	0.2855	351.5
Ba4554_R		147.2	ug/L	1.019	0.6923	8,740
Be3130_R		4.298	ug/L	0.1358	3.161	280.8
Ca3158_R		17,250	ug/L	122.8	0.7117	27,660
Cd2265_A		46.49	ug/L	0.05436	0.1169	980.4
Co2286_A		54.44	ug/L	0.3904	0.7172	245.4
Cr2677_A		819.5	ug/L	4.382	0.5347	12,000
Cu3273_A		1,656	ug/L	8.859	0.5349	23,170
Fe2599_R		180,900	ug/L	600.3	0.3318	356,100
K_7664_R		12,850	ug/L	148.4	1.155	8,451
Li6707_R		179.8	ug/L	2.841	1.580	1,976
Mg2025_A		32,210	ug/L	35.64	0.1106	6,141
Mn2576_R		1,508	ug/L	12.11	0.8033	16,960
Mo2020_A		47.53	ug/L	0.01496	0.03148	102.4
Na5895_R		41,910	ug/L	214.8	0.5125	81,840
Ni2316_A		362.4	ug/L	1.217	0.3358	884.7
Pb2203_A		2,198	ug/L	2.347	0.1068	2,450
Sb2068_A		67.11	ug/L	2.083	3.104	32.55
Se1960_A		11.71	ug/L	2.230	19.05	6.695
Si2516_R		2,678	ug/L	31.85	1.189	1,556
Sn1899_A		138.3	ug/L	0.03853	0.02786	77.44
Sr4215_R		160.9	ug/L	0.7738	0.4809	12,850
Ti3349_A		2,747	ug/L	15.39	0.5604	88,000
Tl1908_A		-1.472	ug/L	1.040	70.63	-4.570
V_2924_A		523.9	ug/L	5.372	1.025	8,294
Zn2062_A		4,344	ug/L	21.76	0.5008	14,390
Y_3600_R		24,665	Cts/S	518.95	2.1039	24,665
Y_2243_A		9,341.1	Cts/S	31.543	0.33768	9,341.1
Y_3600_A		248,000	Cts/S	2,730.5	1.1010	248,000

PBSBJ23ICS1

Method Name: K6010-2011
 Analyst Name: EAM
 Acquire Date: 10/26/2011 8:01:14PM

Method Revision: 50

Sample Type: Unknown

Elem	Flags	Avg	Units	Stddev	%RSD	Intensity Ratio
Ag3280_A		0.4908	ug/L	0.1495	30.45	-25.71
Al3961_R		16.88	ug/L	1.235	7.314	34.84
As1891_A		0.03547	ug/L	1.169	3,296	-1.245
Au2427_A		-0.9090	ug/L	0.8650	95.15	-2.547
B_2089_A		1.202	ug/L	0.7494	62.36	3.254
Ba4554_R		0.3317	ug/L	0.07335	22.11	116.6
Be3130_R		0.07375	ug/L	0.05846	79.26	4.030
Ca3158_R	F	100.3	ug/L	4.478	4.464	113.8
Cd2265_A		-0.05179	ug/L	0.003490	6.738	-2.507
Co2286_A		-0.02303	ug/L	0.1012	439.2	5.758
Cr2677_A		0.7806	ug/L	0.04923	6.307	16.75
Cu3273_A		0.8212	ug/L	0.1263	15.38	8.396
Fe2599_R		41.54	ug/L	0.07659	0.1844	82.72
K_7664_R		18.79	ug/L	22.43	119.4	22.03
Li6707_R		2.019	ug/L	1.294	64.10	18.80
Mg2025_A		34.02	ug/L	0.3062	0.9000	3.329
Mn2576_R		0.2481	ug/L	0.01593	6.420	8.639
Mo2020_A		0.6534	ug/L	0.2008	30.73	0.4798

PBSBJ23ICS1

Method Name: K6010-2011
 Analyst Name: EAM
 Acquire Date: 10/26/2011 8:01:14PM

Method Revision: 50

Sample Type: Unknown

Elem	Flags	Avg	Units	Stddev	%RSD	Intensity Ratio
Na5895_R		57.15	ug/L	1.133	1.983	138.0
Ni2316_A		0.6625	ug/L	0.1724	26.03	0.8124
Pb2203_A		0.03367	ug/L	1.175	3,491	-0.4467
Sb2068_A		-2.075	ug/L	1.531	73.79	-0.06855
Se1960_A		1.470	ug/L	3.613	245.8	2.332
Si2516_R		16.09	ug/L	2.742	17.04	19.77
Sn1899_A		11.55	ug/L	0.3861	3.343	7.668
Sr4215_R		0.3476	ug/L	0.07691	22.13	-43.90
Ti3349_A		0.5844	ug/L	0.1454	24.88	-18.56
Tl1908_A		-0.3227	ug/L	0.7555	234.1	-0.5254
V_2924_A		0.03222	ug/L	0.09306	288.8	-1.696
Zn2062_A		1.092	ug/L	0.004936	0.4519	4.154
Y_3600_R		23,917	Cts/S	65.703	0.27471	23,917
Y_2243_A		9,333.4	Cts/S	16.122	0.17273	9,333.4
Y_3600_A		258,360	Cts/S	126.93	0.049130	258,360

LCSOBJ23ICS1

Method Name: K6010-2011
 Analyst Name: EAM
 Acquire Date: 10/26/2011 8:05:51PM

Method Revision: 50

Sample Type: Unknown

Elem	Flags	Avg	Units	Stddev	%RSD	Intensity Ratio
Ag3280_A		49.22	ug/L	0.4368	0.8874	1,149
Al3961_R		2,023	ug/L	2.660	0.1315	1,780
As1891_A		100.9	ug/L	0.3853	0.3819	32.73
Au2427_A		1.376	ug/L	0.9124	66.28	11.81
B_2089_A		474.0	ug/L	0.02443	0.005154	455.2
Ba4554_R		1,989	ug/L	1.865	0.09375	113,800
Be3130_R		52.54	ug/L	0.1422	0.2706	5,230
Ca3158_R		2,512	ug/L	5.419	0.2157	3,887
Cd2265_A		251.1	ug/L	0.1579	0.06288	4,010
Co2286_A		511.7	ug/L	0.6157	0.1203	1,992
Cr2677_A		199.9	ug/L	0.7538	0.3770	3,006
Cu3273_A		251.2	ug/L	1.902	0.7570	3,624
Fe2599_R		1,033	ug/L	2.117	0.2050	1,983
K_7664_R		9,763	ug/L	58.33	0.5974	6,256
Li6707_R		499.6	ug/L	1.062	0.2125	5,353
Mg2025_A		5,073	ug/L	21.54	0.4245	953.3
Mn2576_R		500.0	ug/L	0.3724	0.07448	5,476
Mo2020_A		299.3	ug/L	1.664	0.5558	642.0
Na5895_R		7,130	ug/L	22.62	0.3172	13,580
Ni2316_A		507.7	ug/L	0.3402	0.06702	1,247
Pb2203_A		100.9	ug/L	0.001640	0.001625	111.7
Sb2068_A		96.04	ug/L	0.6744	0.7022	37.86
Se1960_A		98.05	ug/L	2.689	2.742	21.43
Si2516_R	F	3,885	ug/L	1.540	0.03964	2,201
Sn1899_A		501.6	ug/L	0.2742	0.05466	274.3
Sr4215_R		486.6	ug/L	0.2141	0.04401	37,980
Ti3349_A		492.9	ug/L	0.4738	0.09612	16,200
Tl1908_A		100.4	ug/L	1.158	1.154	43.72
V_2924_A		506.7	ug/L	2.262	0.4465	8,209
Zn2062_A		510.9	ug/L	0.4800	0.09395	1,673
Y_3600_R		24,019	Cts/S	55.284	0.23017	24,019
Y_2243_A		9,233.6	Cts/S	25.779	0.27919	9,233.6
Y_3600_A		254,940	Cts/S	785.94	0.30829	254,940

SE6617-001

Method Name: K6010-2011

Method Revision: 50

SE6617-001

Method Name: K6010-2011
 Analyst Name: EAM
 Acquire Date: 10/26/2011 8:10:16PM

Method Revision: 50

Sample Type: Unknown

Elem	Flags	Avg	Units	Stddev	%RSD	Intensity Ratio
Ag3280_A		1.009	ug/L	0.6117	60.62	-454.0
Al3961_R		37,510	ug/L	108.6	0.2895	32,440
As1891_A		62.84	ug/L	0.5021	0.7990	13.14
Au2427_A		-1.630	ug/L	0.7068	43.35	84.05
B_2089_A		25.68	ug/L	0.3034	1.181	26.33
Ba4554_R		74.89	ug/L	0.06168	0.08236	4,378
Be3130_R		1.277	ug/L	0.01305	1.022	62.14
Ca3158_R		41,320	ug/L	128.7	0.3114	64,580
Cd2265_A		0.7703	ug/L	0.1495	19.40	153.9
Co2286_A		36.04	ug/L	0.02550	0.07075	155.5
Cr2677_A		64.74	ug/L	0.3265	0.5043	978.7
Cu3273_A		50.32	ug/L	0.1844	0.3666	645.6
Fe2599_R		114,300	ug/L	1,418	1.241	219,000
K_7664_R		3,865	ug/L	2.490	0.06443	2,482
Li6707_R		100.3	ug/L	0.7847	0.7822	1,072
Mg2025_A		16,890	ug/L	47.84	0.2833	3,163
Mn2576_R		1,107	ug/L	7.935	0.7170	12,120
Mo2020_A		9.782	ug/L	0.03957	0.4045	19.95
Na5895_R		17,400	ug/L	49.38	0.2838	33,100
Ni2316_A		82.68	ug/L	0.1905	0.2305	191.6
Pb2203_A		35.44	ug/L	0.9697	2.737	36.87
Sb2068_A		-1.885	ug/L	0.3961	21.01	1,875
Se1960_A		6.263	ug/L	1.077	17.20	3,865
Si2516_R		1,089	ug/L	26.71	2.452	620.9
Sn1899_A		13.33	ug/L	0.1328	0.9962	8.499
Sr4215_R		161.3	ug/L	0.05639	0.03496	12,540
Ti3349_A		1,099	ug/L	0.2514	0.02287	35,570
Tl1908_A		-0.5781	ug/L	0.1791	30.99	-2,399
V_2924_A		77.15	ug/L	0.1784	0.2312	1,253
Zn2062_A		221.5	ug/L	0.8869	0.4004	721.1
Y_3600_R		24,015	Cts/S	246.75	1.0275	24,015
Y_2243_A		9,176.1	Cts/S	9.6013	0.10463	9,176.1
Y_3600_A		250,680	Cts/S	406.92	0.16233	250,680

SE6617-002

Method Name: K6010-2011
 Analyst Name: EAM
 Acquire Date: 10/26/2011 8:14:48PM

Method Revision: 50

Sample Type: Unknown

Elem	Flags	Avg	Units	Stddev	%RSD	Intensity Ratio
Ag3280_A		1.322	ug/L	0.4318	32.65	-719.9
Al3961_R		57,250	ug/L	429.1	0.7495	50,410
As1891_A		93.35	ug/L	2.217	2.375	19.34
Au2427_A		-0.5655	ug/L	1.066	188.5	142.1
B_2089_A		57.13	ug/L	0.4601	0.8054	56.36
Ba4554_R		105.9	ug/L	1.006	0.9496	6,264
Be3130_R		2.380	ug/L	0.05226	2.195	138.8
Ca3158_R		15,380	ug/L	168.3	1.095	24,450
Cd2265_A		2.269	ug/L	0.03944	1.738	268.6
Co2286_A		75.37	ug/L	0.04922	0.06531	315.4
Cr2677_A		107.3	ug/L	0.3866	0.3603	1,616
Cu3273_A		177.5	ug/L	0.3808	0.2145	2,410
Fe2599_R		185,300	ug/L	1,712	0.9240	361,700
K_7664_R		6,956	ug/L	101.5	1.459	4,541
Li6707_R		146.2	ug/L	0.3955	0.2706	1,593
Mg2025_A		24,710	ug/L	9.043	0.03660	4,661
Mn2576_R		1,638	ug/L	14.97	0.9145	18,260
Mo2020_A		19.25	ug/L	0.09774	0.5079	40.40

SE6617-002

Method Name: K6010-2011
 Analyst Name: EAM
 Acquire Date: 10/26/2011 8:14:48PM

Method Revision: 50

Sample Type: Unknown

Elem	Flags	Avg	Units	Stddev	%RSD	Intensity Ratio
Na5895_R		27,200	ug/L	176.3	0.6482	52,680
Ni2316_A		163.3	ug/L	0.1867	0.1143	385.0
Pb2203_A		78.53	ug/L	0.3078	0.3920	84.52
Sb2068_A		1.077	ug/L	3.092	287.2	4.177
Se1960_A		3.398	ug/L	1.903	55.99	3.690
Si2516_R		1,460	ug/L	7.926	0.5430	843.0
Sn1899_A		15.12	ug/L	0.5851	3.868	9.533
Sr4215_R		129.8	ug/L	0.7635	0.5882	10,260
Ti3349_A		1,741	ug/L	10.45	0.6005	56,290
Tl1908_A		-1,269	ug/L	1.461	115.2	-3.686
V_2924_A		145.8	ug/L	0.7873	0.5401	2,360
Zn2062_A		414.8	ug/L	0.08475	0.02043	1,359
Y_3600_R		24,459	Cts/S	527.54	2.1569	24,459
Y_2243_A		9,236.1	Cts/S	12.564	0.13603	9,236.1
Y_3600_A		250,370	Cts/S	1,669.6	0.66686	250,370

SE6617-003

Method Name: K6010-2011
 Analyst Name: EAM
 Acquire Date: 10/26/2011 8:19:26PM

Method Revision: 50

Sample Type: Unknown

Elem	Flags	Avg	Units	Stddev	%RSD	Intensity Ratio
Ag3280_A		10.32	ug/L	1.385	13.41	-886.9
Al3961_R		70,630	ug/L	390.3	0.5526	61,950
As1891_A		89.98	ug/L	0.08629	0.09590	12.37
Au2427_A		-1.593	ug/L	3.244	203.7	202.4
B_2089_A		280.5	ug/L	3.010	1.073	264.9
Ba4554_R		207.6	ug/L	0.001948	0.0009386	12,130
Be3130_R		4.360	ug/L	0.03925	0.9003	265.8
Ca3158_R		38,600	ug/L	64.39	0.1668	61,200
Cd2265_A		11.64	ug/L	0.7560	6.498	532.9
Co2286_A		77.27	ug/L	0.6713	0.8689	330.0
Cr2677_A		912.7	ug/L	4.684	0.5132	13,480
Cu3273_A		3,606	ug/L	18.11	0.5022	50,950
Fe2599_R	W	283,800	ug/L	6,926	2.440	551,900
K_7664_R		18,910	ug/L	131.6	0.6962	12,280
Li6707_R		151.4	ug/L	1.475	0.9742	1,644
Mg2025_A		67,080	ug/L	556.9	0.8302	12,440
Mn2576_R		1,935	ug/L	10.10	0.5219	21,500
Mo2020_A		132.1	ug/L	1.750	1.325	278.2
Na5895_R		68,420	ug/L	94.83	0.1386	132,000
Ni2316_A		785.8	ug/L	6.577	0.8370	1,875
Pb2203_A		3,993	ug/L	36.03	0.9024	4,376
Sb2068_A		37.86	ug/L	1.744	4.607	21.45
Se1960_A		7.278	ug/L	0.9650	13.26	4.789
Si2516_R		1,522	ug/L	16.36	1.075	873.4
Sn1899_A		168.4	ug/L	2.542	1.510	91.40
Sr4215_R		339.5	ug/L	1.361	0.4009	26,860
Ti3349_A		3,053	ug/L	16.49	0.5402	98,600
Tl1908_A		-1.566	ug/L	0.8326	53.15	-5.124
V_2924_A		493.1	ug/L	1.115	0.2262	7,879
Zn2062_A		7,670	ug/L	48.08	0.6270	24,700
Y_3600_R		24,366	Cts/S	204.31	0.83850	24,366
Y_2243_A		9,082.7	Cts/S	69.436	0.76448	9,082.7
Y_3600_A		250,040	Cts/S	554.32	0.22170	250,040

SE6617-004

Method Name: K6010-2011

Method Revision: 50

SE6617-004

Method Name: K6010-2011
 Analyst Name: EAM
 Acquire Date: 10/26/2011 8:24:00PM

Method Revision: 50

Sample Type: Unknown

Elem	Flags	Avg	Units	Stddev	%RSD	Intensity Ratio
Ag3280_A		12.02	ug/L	1.378	11.46	-1,036
Al3961_R		208,800	ug/L	313.7	0.1503	183,800
As1891_A		86.26	ug/L	2.051	2.378	8.251
Au2427_A		-2.972	ug/L	2.866	96.43	243.0
B_2089_A		434.3	ug/L	2.685	0.6183	410.8
Ba4554_R		208.6	ug/L	0.7052	0.3380	12,240
Be3130_R		4.953	ug/L	0.04431	0.8945	318.0
Ca3158_R		23,760	ug/L	19.09	0.08035	37,790
Cd2265_A		19.70	ug/L	0.6013	3.052	732.5
Co2286_A		71.33	ug/L	0.1347	0.1889	312.7
Cr2677_A		1,161	ug/L	0.4016	0.03460	16,950
Cu3273_A		2,011	ug/L	0.3642	0.01811	28,010
Fe2599_R	F	336,300	ug/L	7,228	2.149	656,400
K_7664_R		18,960	ug/L	38.27	0.2019	12,360
Li6707_R		193.8	ug/L	2.346	1.210	2,113
Mg2025_A		60,170	ug/L	62.66	0.1041	11,260
Mn2576_R		2,540	ug/L	2.753	0.1084	28,330
Mo2020_A		94.73	ug/L	0.01185	0.01251	201.1
Na5895_R		68,820	ug/L	137.2	0.1994	133,200
Ni2316_A		466.2	ug/L	0.3792	0.08134	1,109
Pb2203_A		3,329	ug/L	5.780	0.1736	3,665
Sb2068_A		98.36	ug/L	0.1641	0.1668	46.76
Se1960_A		9.203	ug/L	2.576	27.99	6.407
Si2516_R		1,742	ug/L	0.1880	0.01079	1,001
Sn1899_A		240.7	ug/L	0.6296	0.2615	131.4
Sr4215_R		261.1	ug/L	0.4624	0.1771	20,720
Ti3349_A		3,276	ug/L	0.4814	0.01469	104,700
Tl1908_A		-1.964	ug/L	0.4008	20.41	-7.170
V_2924_A		962.7	ug/L	0.2002	0.02079	15,210
Zn2062_A		7,951	ug/L	6.545	0.08231	25,860
Y_3600_R		24,456	Cts/S	186.47	0.76250	24,456
Y_2243_A		9,171.2	Cts/S	0.79816	0.0087029	9,171.2
Y_3600_A		247,350	Cts/S	103.97	0.042034	247,350

SE6617-005

Method Name: K6010-2011
 Analyst Name: EAM
 Acquire Date: 10/26/2011 8:28:32PM

Method Revision: 50

Sample Type: Unknown

Elem	Flags	Avg	Units	Stddev	%RSD	Intensity Ratio
Ag3280_A		1.137	ug/L	5.709	502.2	-1,527
Al3961_R		133,900	ug/L	8,551	6.387	119,400
As1891_A		186.5	ug/L	4.659	2.499	38.77
Au2427_A		-2.274	ug/L	6.998	307.8	306.7
B_2089_A		145.9	ug/L	1.463	1.003	143.4
Ba4554_R		211.4	ug/L	12.62	5.971	12,570
Be3130_R		5.653	ug/L	0.2066	3.655	392.5
Ca3158_R		35,990	ug/L	2,007	5.578	58,050
Cd2265_A		5.303	ug/L	2.492	47.00	581.2
Co2286_A		176.6	ug/L	0.5960	0.3375	726.4
Cr2677_A		605.8	ug/L	6.773	1.118	9,026
Cu3273_A		2,164	ug/L	27.58	1.275	30,590
Fe2599_R	F	393,000	ug/L	30,930	7.871	777,100
K_7664_R		15,990	ug/L	845.7	5.291	10,560
Li6707_R		320.2	ug/L	19.10	5.966	3,539
Mg2025_A		58,510	ug/L	38.99	0.06665	11,080
Mn2576_R		4,094	ug/L	237.7	5.804	46,260
Mo2020_A		152.6	ug/L	0.6568	0.4303	328.4

SE6617-005

Method Name: K6010-2011
 Analyst Name: EAM
 Acquire Date: 10/26/2011 8:28:32PM

Method Revision: 50

Sample Type: Unknown

Elem	Flags	Avg	Units	Stddev	%RSD	Intensity Ratio
Na5895_R		52,830	ug/L	2,797	5.295	103,700
Ni2316_A		649.8	ug/L	0.5397	0.08306	1,570
Pb2203_A		272.4	ug/L	0.6723	0.2468	297.8
Sb2068_A		4.345	ug/L	3.207	73.80	9.882
Se1960_A		9.304	ug/L	3.559	38.26	6.118
Si2516_R		1,561	ug/L	87.76	5.621	908.1
Sn1899_A		68.82	ug/L	0.6204	0.9014	38.91
Sr4215_R		315.3	ug/L	18.60	5.900	25,370
Ti3349_A		3,224	ug/L	32.42	1.005	104,600
Tl1908_A		-5.618	ug/L	1.088	19.36	-9.219
V_2924_A		337.4	ug/L	4.332	1.284	5,445
Zn2062_A		1,238	ug/L	3.497	0.2825	4,069
Y_3600_R		24,808	Cts/S	731.22	2.9475	24,808
Y_2243_A		9,272.3	Cts/S	25.168	0.27144	9,272.3
Y_3600_A		251,220	Cts/S	2,469.4	0.98298	251,220

SE6617-007

Method Name: K6010-2011
 Analyst Name: EAM
 Acquire Date: 10/26/2011 8:33:06PM

Method Revision: 50

Sample Type: Unknown

Elem	Flags	Avg	Units	Stddev	%RSD	Intensity Ratio
Ag3280_A		4.511	ug/L	0.9722	21.55	-541.7
Al3961_R		82,420	ug/L	203.0	0.2462	72,940
As1891_A		64.91	ug/L	1.507	2.321	11.42
Au2427_A		-2.623	ug/L	1.098	41.88	114.7
B_2089_A		243.8	ug/L	0.1528	0.06270	231.1
Ba4554_R		228.5	ug/L	0.1077	0.04712	13,470
Be3130_R		5.135	ug/L	0.01795	0.3495	312.5
Ca3158_R		72,380	ug/L	47.18	0.06519	115,800
Cd2265_A		3.145	ug/L	0.5407	17.19	245.4
Co2286_A		42.25	ug/L	0.1570	0.3716	201.5
Cr2677_A		290.3	ug/L	0.3129	0.1078	4,255
Cu3273_A		408.8	ug/L	1.037	0.2536	5,620
Fe2599_R		156,800	ug/L	5,634	3.593	307,600
K_7664_R		23,270	ug/L	25.31	0.1087	15,250
Li6707_R		185.4	ug/L	1.872	1.010	2,031
Mg2025_A		44,900	ug/L	48.72	0.1085	8,427
Mn2576_R		1,565	ug/L	0.9814	0.06271	17,540
Mo2020_A		12.92	ug/L	0.07931	0.6141	26.64
Na5895_R		79,300	ug/L	94.28	0.1189	154,300
Ni2316_A		127.8	ug/L	0.1654	0.1295	298.7
Pb2203_A		311.0	ug/L	0.9178	0.2951	337.4
Sb2068_A		1.008	ug/L	0.2062	20.46	4.327
Se1960_A		5.178	ug/L	0.8983	17.35	4.134
Si2516_R		1,442	ug/L	1.203	0.08346	838.9
Sn1899_A		46.92	ug/L	0.2477	0.5278	26.71
Sr4215_R		531.0	ug/L	0.07167	0.01350	42,430
Ti3349_A		3,626	ug/L	2.362	0.06513	115,800
Tl1908_A		-2.177	ug/L	0.9630	44.23	-4.834
V_2924_A		297.6	ug/L	1.513	0.5084	4,726
Zn2062_A		897.9	ug/L	1.161	0.1293	2,926
Y_3600_R		24,583	Cts/S	53.254	0.21663	24,583
Y_2243_A		9,190.3	Cts/S	8.9396	0.097272	9,190.3
Y_3600_A		247,250	Cts/S	127.59	0.051604	247,250

CCV

Method Name: K6010-2011

Method Revision: 50

CCV

Method Name: K6010-2011
 Analyst Name: EAM
 Acquire Date: 10/26/2011 8:37:41PM

Method Revision: 50

Sample Type: QC

Elem	Flags	Avg	Units	Stddev	%RSD	Intensity Ratio
Ag3280_A		502.1	ug/L	6.005	1.196	11,880
Al3961_R		12,780	ug/L	79.80	0.6245	11,130
As1891_A		505.0	ug/L	4.257	0.8430	166.8
Au2427_A		502.2	ug/L	1.336	0.2661	1,907
B_2089_A		496.5	ug/L	3.669	0.7390	476.5
Ba4554_R		492.1	ug/L	1.726	0.3507	28,360
Be3130_R		511.1	ug/L	2.688	0.5258	51,350
Ca3158_R		12,420	ug/L	42.97	0.3459	19,470
Cd2265_A		494.0	ug/L	3.323	0.6726	7,840
Co2286_A		508.2	ug/L	4.442	0.8742	1,962
Cr2677_A		487.9	ug/L	4.430	0.9080	7,205
Cu3273_A		493.5	ug/L	6.254	1.267	7,000
Fe2599_R		12,510	ug/L	39.77	0.3179	24,090
K_7664_R		12,230	ug/L	24.40	0.1995	8,770
Li6707_R		509.6	ug/L	2.428	0.4763	5,485
Mg2025_A		12,670	ug/L	93.33	0.7367	2,367
Mn2576_R		499.0	ug/L	0.2917	0.05845	5,490
Mo2020_A		494.9	ug/L	1.462	0.2955	1,054
Na5895_R	W	11,630	ug/L	73.01	0.6279	22,230
Ni2316_A		505.0	ug/L	3.117	0.6172	1,230
Pb2203_A		501.4	ug/L	4.424	0.8823	552.2
Sb2068_A		479.8	ug/L	4.866	1.014	185.2
Se1960_A		492.0	ug/L	2.099	0.4266	98.49
Si2516_R		12,560	ug/L	42.83	0.3409	7,122
Sn1899_A		503.5	ug/L	4.013	0.7971	273.0
Sr4215_R		499.7	ug/L	0.2316	0.04634	39,190
Ti3349_A		494.1	ug/L	4.489	0.9085	15,970
Tl1908_A		503.0	ug/L	3.833	0.7620	224.6
V_2924_A		505.7	ug/L	5.411	1.070	8,025
Zn2062_A		503.6	ug/L	3.836	0.7616	1,635
Y_3600_R		24,127	Cts/S	286.07	1.1857	24,127
Y_2243_A		9,158.2	Cts/S	44.234	0.48300	9,158.2
Y_3600_A		250,640	Cts/S	2,418.0	0.96473	250,640

CCB

Method Name: K6010-2011
 Analyst Name: EAM
 Acquire Date: 10/26/2011 8:42:05PM

Method Revision: 50

Sample Type: QC

Elem	Flags	Avg	Units	Stddev	%RSD	Intensity Ratio
Ag3280_A		0.5830	ug/L	0.1706	29.27	-22.73
Al3961_R		-3.278	ug/L	1.170	35.71	17.40
As1891_A		0.1973	ug/L	0.5324	269.9	-1.173
Au2427_A		0.6523	ug/L	0.1309	20.07	3.375
B_2089_A		0.8062	ug/L	0.006154	0.7633	2.864
Ba4554_R		-0.1221	ug/L	0.1157	94.74	90.16
Be3130_R		0.05981	ug/L	0.003059	5.115	2.656
Ca3158_R		2.842	ug/L	1.136	39.96	-37.70
Cd2265_A		-0.01687	ug/L	0.008731	51.75	-1.966
Co2286_A		0.1757	ug/L	0.2318	132.0	6.452
Cr2677_A		-0.2268	ug/L	0.02090	9.216	1.391
Cu3273_A		0.3038	ug/L	0.06612	21.76	0.8249
Fe2599_R		4.420	ug/L	0.5301	11.99	11.80
K_7664_R		33.94	ug/L	10.76	31.72	31.45
Li6707_R		4.379	ug/L	1.289	29.43	43.75
Mg2025_A		0.2220	ug/L	3.321	1,496	-3.077
Mn2576_R		-0.3099	ug/L	0.1488	48.00	2.544
Mo2020_A		1.690	ug/L	0.3056	18.08	2.699

CCB

Method Name: K6010-2011
 Analyst Name: EAM
 Acquire Date: 10/26/2011 8:42:05PM

Method Revision: 50

Sample Type: QC

Elem	Flags	Avg	Units	Stddev	%RSD	Intensity Ratio
Na5895_R		19.18	ug/L	3.010	15.69	65.65
Ni2316_A		0.3241	ug/L	0.2140	66.04	-0.02170
Pb2203_A		0.4150	ug/L	0.2600	62.64	-0.01514
Sb2068_A		-1.111	ug/L	0.5337	48.05	0.2996
Se1960_A		1.592	ug/L	0.6127	38.49	2.328
Si2516_R		3.586	ug/L	7.343	204.8	12.67
Sn1899_A		0.1747	ug/L	0.6614	378.6	1.393
Sr4215_R		0.2794	ug/L	0.2428	86.89	-48.84
Ti3349_A		0.1243	ug/L	0.1590	127.9	-33.08
Tl1908_A		-0.4759	ug/L	1.489	312.8	-0.5880
V_2924_A		0.02360	ug/L	0.07466	316.3	-1.835
Zn2062_A		0.01788	ug/L	0.1255	702.1	0.5947
Y_3600_R		23,755	Cts/S	118.07	0.49705	23,755
Y_2243_A		9,219.9	Cts/S	4.4394	0.048150	9,219.9
Y_3600_A		251,880	Cts/S	2,652.2	1.0530	251,880

SE6617-008

Method Name: K6010-2011
 Analyst Name: EAM
 Acquire Date: 10/26/2011 8:46:42PM

Method Revision: 50

Sample Type: Unknown

Elem	Flags	Avg	Units	Stddev	%RSD	Intensity Ratio
Ag3280_A		7.797	ug/L	0.5772	7.403	-599.5
Al3961_R		101,600	ug/L	642.7	0.6328	90,400
As1891_A		76.13	ug/L	1.927	2.531	13.33
Au2427_A		-0.6548	ug/L	0.1397	21.33	148.0
B_2089_A		289.2	ug/L	0.02582	0.008930	275.0
Ba4554_R		306.1	ug/L	0.7499	0.2449	18,120
Be3130_R		6.507	ug/L	0.05280	0.8115	408.8
Ca3158_R		51,430	ug/L	27.02	0.05255	82,780
Cd2265_A		6.835	ug/L	0.3943	5.769	347.0
Co2286_A		51.85	ug/L	0.2131	0.4110	246.8
Cr2677_A		391.4	ug/L	2.873	0.7342	5,790
Cu3273_A		668.4	ug/L	1.720	0.2573	9,331
Fe2599_R		189,800	ug/L	4,134	2.178	374,500
K_7664_R		28,010	ug/L	15.57	0.05560	18,460
Li6707_R		218.4	ug/L	1.353	0.6196	2,408
Mg2025_A		52,620	ug/L	16.26	0.03090	9,921
Mn2576_R		1,833	ug/L	1.387	0.07567	20,670
Mo2020_A		12.80	ug/L	0.2911	2.275	26.50
Na5895_R		98,520	ug/L	116.8	0.1186	192,800
Ni2316_A		170.3	ug/L	0.1015	0.05957	401.7
Pb2203_A		490.1	ug/L	0.8844	0.1805	536.8
Sb2068_A		4.402	ug/L	0.3432	7.796	6.456
Se1960_A		6.905	ug/L	0.2628	3.806	4.739
Si2516_R		1,522	ug/L	7.395	0.4860	889.6
Sn1899_A		83.36	ug/L	0.1099	0.1319	46.65
Sr4215_R		354.7	ug/L	0.7921	0.2233	28,490
Ti3349_A		4,430	ug/L	6.390	0.1442	143,000
Tl1908_A		-3.137	ug/L	0.8873	28.28	-5.967
V_2924_A		363.5	ug/L	2.219	0.6105	5,831
Zn2062_A		2,261	ug/L	4.548	0.2011	7,402
Y_3600_R		24,730	Cts/S	334.73	1.3535	24,730
Y_2243_A		9,232.1	Cts/S	8.4789	0.091841	9,232.1
Y_3600_A		249,790	Cts/S	1,135.6	0.45461	249,790

SE6617-009

Method Name: K6010-2011

Method Revision: 50

SE6617-009

Method Name: K6010-2011
 Analyst Name: EAM
 Acquire Date: 10/26/2011 8:51:15PM

Method Revision: 50

Sample Type: Unknown

Elem	Flags	Avg	Units	Stddev	%RSD	Intensity Ratio
Ag3280_A		2.777	ug/L	2.094	75.40	-1,617
Al3961_R		111,900	ug/L	1,600	1.430	101,000
As1891_A		380.6	ug/L	2.528	0.6640	102.6
Au2427_A		-2.764	ug/L	0.9256	33.49	307.1
B_2089_A		227.1	ug/L	0.09862	0.04342	218.5
Ba4554_R		248.6	ug/L	1.912	0.7692	14,930
Be3130_R		6.501	ug/L	0.1578	2.427	467.8
Ca3158_R		21,260	ug/L	228.7	1.076	34,650
Cd2265_A		14.89	ug/L	1.038	6.968	782.6
Co2286_A		166.9	ug/L	0.9327	0.5589	692.8
Cr2677_A		1,573	ug/L	7.287	0.4631	23,190
Cu3273_A		734.5	ug/L	1.997	0.2719	10,150
Fe2599_R	F	429,000	ug/L	10,070	2.347	858,000
K_7664_R		19,440	ug/L	318.1	1.637	12,980
Li6707_R		259.2	ug/L	0.08267	0.03189	2,897
Mg2025_A		58,490	ug/L	258.8	0.4425	11,080
Mn2576_R		2,667	ug/L	34.98	1.312	30,480
Mo2020_A		46.40	ug/L	0.6013	1.296	99.46
Na5895_R		63,110	ug/L	438.4	0.6946	125,200
Ni2316_A		346.4	ug/L	0.6894	0.1990	819.6
Pb2203_A	F	23,820	ug/L	101.8	0.4276	26,700
Sb2068_A		389.5	ug/L	4.475	1.149	162.6
Se1960_A		8.902	ug/L	7.572	85.06	5.959
Si2516_R		1,322	ug/L	9.462	0.7155	775.9
Sn1899_A		80.45	ug/L	1.110	1.380	45.35
Sr4215_R		262.4	ug/L	3.436	1.310	21,340
Ti3349_A		3,561	ug/L	4.620	0.1297	114,800
Tl1908_A		-3.625	ug/L	0.1353	3.732	-7.719
V_2924_A		626.7	ug/L	3.522	0.5620	10,000
Zn2062_A		17,250	ug/L	65.37	0.3790	56,830
Y_3600_R		25,064	Cts/S	241.08	0.96185	25,064
Y_2243_A		9,289.4	Cts/S	49.552	0.53343	9,289.4
Y_3600_A		249,610	Cts/S	2,038.7	0.81678	249,610

SE6617-010

Method Name: K6010-2011
 Analyst Name: EAM
 Acquire Date: 10/26/2011 8:55:46PM

Method Revision: 50

Sample Type: Unknown

Elem	Flags	Avg	Units	Stddev	%RSD	Intensity Ratio
Ag3280_A		2.077	ug/L	0.1712	8.244	-887.0
Al3961_R		71,000	ug/L	125.8	0.1772	62,760
As1891_A		174.7	ug/L	1.620	0.9272	43.98
Au2427_A		-2.504	ug/L	0.3261	13.02	166.2
B_2089_A		84.67	ug/L	0.1250	0.1476	82.53
Ba4554_R		129.0	ug/L	0.1941	0.1504	7,638
Be3130_R		3.584	ug/L	0.01122	0.3132	232.8
Ca3158_R		25,720	ug/L	114.0	0.4431	41,090
Cd2265_A		2.967	ug/L	0.08257	2.783	339.4
Co2286_A		91.87	ug/L	0.1122	0.1221	384.4
Cr2677_A		175.4	ug/L	0.2479	0.1414	2,633
Cu3273_A		238.8	ug/L	0.9941	0.4162	3,261
Fe2599_R		232,600	ug/L	994.8	0.4277	455,700
K_7664_R		10,190	ug/L	41.12	0.4034	6,677
Li6707_R		175.2	ug/L	1.632	0.9313	1,917
Mg2025_A		32,830	ug/L	1.599	0.004870	6,192
Mn2576_R		1,718	ug/L	0.6990	0.04070	19,230
Mo2020_A		29.05	ug/L	0.04724	0.1626	61.45

SE6617-010

Method Name: K6010-2011
 Analyst Name: EAM
 Acquire Date: 10/26/2011 8:55:46PM

Method Revision: 50

Sample Type: Unknown

Elem	Flags	Avg	Units	Stddev	%RSD	Intensity Ratio
Na5895_R		39,230	ug/L	135.8	0.3463	76,250
Ni2316_A		187.1	ug/L	0.3051	0.1631	439.5
Pb2203_A		507.2	ug/L	0.4026	0.07937	561.7
Sb2068_A		6.736	ug/L	1.481	21.99	7.233
Se1960_A		4.085	ug/L	1.422	34.82	4.062
Si2516_R		1,275	ug/L	4.894	0.3837	738.9
Sn1899_A		28.33	ug/L	0.2544	0.8980	16.72
Sr4215_R		212.0	ug/L	0.4349	0.2051	16,880
Ti3349_A		2,258	ug/L	2.110	0.09341	73,200
Tl1908_A		-3.239	ug/L	0.7783	24.03	-5.012
V_2924_A		216.2	ug/L	0.1161	0.05370	3,502
Zn2062_A		938.1	ug/L	1.151	0.1227	3,072
Y_3600_R		24,553	Cts/S	318.94	1.2990	24,553
Y_2243_A		9,234.3	Cts/S	10.746	0.11637	9,234.3
Y_3600_A		250,980	Cts/S	94.857	0.037795	250,980

SE6617-011

Method Name: K6010-2011
 Analyst Name: EAM
 Acquire Date: 10/26/2011 9:00:19PM

Method Revision: 50

Sample Type: Unknown

Elem	Flags	Avg	Units	Stddev	%RSD	Intensity Ratio
Ag3280_A		4.203	ug/L	0.07871	1.873	-988.8
Al3961_R		95,430	ug/L	338.3	0.3546	84,700
As1891_A		117.5	ug/L	1.512	1.287	22.49
Au2427_A		-1.915	ug/L	0.6447	33.66	206.4
B_2089_A		151.4	ug/L	0.9093	0.6005	145.6
Ba4554_R		184.7	ug/L	0.07301	0.03954	10,940
Be3130_R		4.675	ug/L	0.04551	0.9735	317.6
Ca3158_R		20,220	ug/L	5.440	0.02690	32,430
Cd2265_A		8.276	ug/L	0.05189	0.6270	472.9
Co2286_A		115.9	ug/L	0.2595	0.2239	482.6
Cr2677_A		294.7	ug/L	0.1910	0.06483	4,416
Cu3273_A		554.2	ug/L	1.263	0.2279	7,749
Fe2599_R	W	271,000	ug/L	542.6	0.2002	533,300
K_7664_R		14,790	ug/L	104.9	0.7089	9,726
Li6707_R		228.8	ug/L	2.378	1.039	2,515
Mg2025_A		44,030	ug/L	23.97	0.05445	8,307
Mn2576_R		2,598	ug/L	17.39	0.6692	29,200
Mo2020_A		31.40	ug/L	0.3851	1.227	66.45
Na5895_R		58,140	ug/L	232.2	0.3994	113,500
Ni2316_A		253.7	ug/L	0.1127	0.04443	600.3
Pb2203_A		573.6	ug/L	0.8902	0.1552	633.8
Sb2068_A		22.32	ug/L	1.654	7.411	14.13
Se1960_A		4.338	ug/L	1.058	24.38	4.454
Si2516_R		1,366	ug/L	0.4899	0.03586	793.6
Sn1899_A		56.11	ug/L	0.5107	0.9101	31.85
Sr4215_R		240.0	ug/L	0.2051	0.08542	19,200
Ti3349_A		2,774	ug/L	1.967	0.07089	90,200
Tl1908_A		-4.230	ug/L	2.060	48.71	-7.127
V_2924_A		465.9	ug/L	0.02490	0.005344	7,525
Zn2062_A		1,801	ug/L	1.367	0.07591	5,902
Y_3600_R		24,658	Cts/S	102.85	0.41712	24,658
Y_2243_A		9,238.7	Cts/S	31.772	0.34390	9,238.7
Y_3600_A		251,730	Cts/S	817.04	0.32456	251,730

SE6617-012

Method Name: K6010-2011

Method Revision: 50

SE6617-012

Method Name: K6010-2011
 Analyst Name: EAM
 Acquire Date: 10/26/2011 9:04:53PM

Method Revision: 50

Sample Type: Unknown

Elem	Flags	Avg	Units	Stddev	%RSD	Intensity Ratio
Ag3280_A		6.325	ug/L	1.679	26.54	-453.5
Al3961_R		75,070	ug/L	232.5	0.3097	66,050
As1891_A		55.86	ug/L	1.884	3.373	9.044
Au2427_A		-0.8565	ug/L	1.253	146.3	111.0
B_2089_A		220.6	ug/L	1.118	0.5068	208.8
Ba4554_R		236.2	ug/L	0.4114	0.1741	13,840
Be3130_R		4.681	ug/L	0.02861	0.6112	284.3
Ca3158_R		54,800	ug/L	125.3	0.2286	87,180
Cd2265_A		3.956	ug/L	0.4850	12.26	243.3
Co2286_A		40.98	ug/L	0.6306	1.539	193.1
Cr2677_A		308.0	ug/L	3.233	1.050	4,507
Cu3273_A		598.5	ug/L	6.366	1.064	8,282
Fe2599_R		145,300	ug/L	7,196	4.951	283,400
K_7664_R		19,630	ug/L	114.1	0.5810	12,790
Li6707_R		169.8	ug/L	0.8084	0.4761	1,849
Mg2025_A		39,580	ug/L	296.2	0.7485	7,412
Mn2576_R		1,376	ug/L	5.847	0.4248	15,340
Mo2020_A		7.973	ug/L	0.4364	5.474	16.04
Na5895_R		61,300	ug/L	185.4	0.3024	118,600
Ni2316_A		147.4	ug/L	1.341	0.9102	346.7
Pb2203_A		466.6	ug/L	4.752	1.018	509.7
Sb2068_A		-0.1975	ug/L	1.419	718.5	3.722
Se1960_A		5.833	ug/L	1.157	19.84	4.161
Si2516_R		1,017	ug/L	10.64	1.046	590.6
Sn1899_A		60.28	ug/L	0.02186	0.03627	33.87
Sr4215_R		347.7	ug/L	0.4492	0.1292	27,600
Ti3349_A		3,281	ug/L	50.57	1.541	104,700
Tl1908_A		-2.541	ug/L	0.6600	25.98	-4.626
V_2924_A		279.3	ug/L	3.085	1.104	4,431
Zn2062_A		1,321	ug/L	13.85	1.048	4,295
Y_3600_R		24,441	Cts/S	229.44	0.93873	24,441
Y_2243_A		9,170.7	Cts/S	68.069	0.74225	9,170.7
Y_3600_A		247,110	Cts/S	3,461.4	1.4007	247,110

SE6617-013

Method Name: K6010-2011
 Analyst Name: EAM
 Acquire Date: 10/26/2011 9:09:29PM

Method Revision: 50

Sample Type: Unknown

Elem	Flags	Avg	Units	Stddev	%RSD	Intensity Ratio
Ag3280_A		0.2286	ug/L	0.7149	312.7	-1,311
Al3961_R		130,300	ug/L	4,280	3.284	119,600
As1891_A		156.7	ug/L	0.1956	0.1249	33.07
Au2427_A		-1.163	ug/L	2.984	256.5	254.7
B_2089_A		199.0	ug/L	0.9216	0.4631	194.2
Ba4554_R		305.4	ug/L	8.237	2.697	18,640
Be3130_R		10.28	ug/L	0.09586	0.9323	808.0
Ca3158_R		29,790	ug/L	814.4	2.733	49,420
Cd2265_A		4.785	ug/L	0.2322	4.852	492.3
Co2286_A		151.3	ug/L	0.1245	0.08226	647.0
Cr2677_A		282.0	ug/L	1.116	0.3957	4,271
Cu3273_A		772.3	ug/L	3.483	0.4511	10,900
Fe2599_R	F	324,400	ug/L	4,678	1.442	660,100
K_7664_R		20,880	ug/L	542.7	2.599	14,190
Li6707_R		307.7	ug/L	9.502	3.088	3,498
Mg2025_A		55,190	ug/L	90.98	0.1649	10,580
Mn2576_R		3,067	ug/L	97.55	3.181	35,640
Mo2020_A		60.22	ug/L	0.8841	1.468	130.5

SE6617-013

Method Name: K6010-2011
 Analyst Name: EAM
 Acquire Date: 10/26/2011 9:09:29PM

Method Revision: 50

Sample Type: Unknown

Elem	Flags	Avg	Units	Stddev	%RSD	Intensity Ratio
Na5895_R		49,570	ug/L	1,231	2.483	100,000
Ni2316_A		350.8	ug/L	1.209	0.3446	848.0
Pb2203_A		550.3	ug/L	1.736	0.3155	614.0
Sb2068_A		0.4812	ug/L	0.9045	188.0	6.650
Se1960_A		8.529	ug/L	1.106	12.97	5.782
Si2516_R		2,202	ug/L	81.54	3.703	1,320
Sn1899_A		186.6	ug/L	1.686	0.9038	104.5
Sr4215_R		268.4	ug/L	8.382	3.123	22,200
Ti3349_A		4,671	ug/L	9.147	0.1958	153,100
Tl1908_A		-5.906	ug/L	0.3729	6.314	-8.886
V_2924_A		380.1	ug/L	1.791	0.4710	6,216
Zn2062_A		4,702	ug/L	3.822	0.08128	15,650
Y_3600_R		25,500	Cts/S	421.15	1.6516	25,500
Y_2243_A		9,386.6	Cts/S	9.3050	0.099131	9,386.6
Y_3600_A		253,750	Cts/S	50.964	0.020084	253,750

SE6617-014

Method Name: K6010-2011
 Analyst Name: EAM
 Acquire Date: 10/26/2011 9:14:03PM

Method Revision: 50

Sample Type: Unknown

Elem	Flags	Avg	Units	Stddev	%RSD	Intensity Ratio
Ag3280_A		7.924	ug/L	1.325	16.72	-728.1
Al3961_R		115,600	ug/L	317.0	0.2743	102,300
As1891_A		89.05	ug/L	0.6820	0.7659	15.63
Au2427_A		-1.317	ug/L	3.110	236.2	172.7
B_2089_A		345.7	ug/L	0.6428	0.1860	327.8
Ba4554_R		318.5	ug/L	0.5482	0.1721	18,740
Be3130_R		7.212	ug/L	0.01674	0.2321	458.5
Ca3158_R		65,820	ug/L	49.90	0.07581	105,300
Cd2265_A		8.537	ug/L	0.8112	9.502	417.5
Co2286_A		65.79	ug/L	0.09415	0.1431	303.8
Cr2677_A		421.7	ug/L	0.1507	0.03574	6,223
Cu3273_A		645.8	ug/L	0.5498	0.08513	8,963
Fe2599_R		224,500	ug/L	11,690	5.205	440,300
K_7664_R		31,690	ug/L	122.7	0.3872	20,760
Li6707_R		257.6	ug/L	2.292	0.8899	2,824
Mg2025_A		62,380	ug/L	30.53	0.04895	11,740
Mn2576_R		2,177	ug/L	6.723	0.3088	24,400
Mo2020_A		14.41	ug/L	0.2594	1.800	29.91
Na5895_R		106,000	ug/L	32.16	0.03035	206,200
Ni2316_A		189.1	ug/L	0.5875	0.3108	444.3
Pb2203_A		547.0	ug/L	0.3951	0.07222	598.4
Sb2068_A		7.471	ug/L	3.164	42.36	8.238
Se1960_A		5.198	ug/L	1.433	27.56	4.609
Si2516_R		1,498	ug/L	22.21	1.483	869.4
Sn1899_A		65.42	ug/L	0.8808	1.346	36.84
Sr4215_R		454.5	ug/L	0.6351	0.1397	36,310
Ti3349_A		4,779	ug/L	8.202	0.1716	153,700
Tl1908_A		-3.363	ug/L	1.314	39.08	-6.642
V_2924_A		401.0	ug/L	0.4206	0.1049	6,414
Zn2062_A		3,241	ug/L	5.504	0.1698	10,600
Y_3600_R		24,584	Cts/S	524.18	2.1322	24,584
Y_2243_A		9,218.4	Cts/S	6.2723	0.068041	9,218.4
Y_3600_A		249,020	Cts/S	1,052.9	0.42281	249,020

SE6617-015

Method Name: K6010-2011

Method Revision: 50

SE6617-015

Method Name: K6010-2011
 Analyst Name: EAM
 Acquire Date: 10/26/2011 9:18:35PM

Method Revision: 50

Sample Type: Unknown

Elem	Flags	Avg	Units	Stddev	%RSD	Intensity Ratio
Ag3280_A		8.946	ug/L	0.4165	4.655	-492.3
Al3961_R		80,670	ug/L	177.6	0.2202	72,430
As1891_A		61.04	ug/L	0.2331	0.3820	9.434
Au2427_A		-1.042	ug/L	0.4280	41.09	128.2
B_2089_A		249.6	ug/L	0.1097	0.04394	236.9
Ba4554_R		236.4	ug/L	1.006	0.4257	14,130
Be3130_R		5.256	ug/L	0.02932	0.5579	334.7
Ca3158_R		43,840	ug/L	164.0	0.3741	71,150
Cd2265_A		5.799	ug/L	0.08154	1.406	303.3
Co2286_A		45.28	ug/L	0.08859	0.1956	212.9
Cr2677_A		401.9	ug/L	2.713	0.6749	5,996
Cu3273_A		797.5	ug/L	4.676	0.5863	11,280
Fe2599_R		169,100	ug/L	693.8	0.4103	336,500
K_7664_R		22,510	ug/L	83.46	0.3708	14,960
Li6707_R		183.5	ug/L	0.1443	0.07867	2,039
Mg2025_A		45,660	ug/L	17.06	0.03736	8,579
Mn2576_R		1,530	ug/L	9.788	0.6395	17,410
Mo2020_A		12.80	ug/L	0.1802	1.408	26.45
Na5895_R		74,220	ug/L	226.8	0.3056	146,500
Ni2316_A		163.7	ug/L	0.4297	0.2625	385.9
Pb2203_A		1,381	ug/L	1.028	0.07446	1,527
Sb2068_A		26.74	ug/L	0.4974	1.860	14.70
Se1960_A		4.858	ug/L	2.705	55.68	4.097
Si2516_R		1,448	ug/L	8.924	0.6162	854.6
Sn1899_A		74.44	ug/L	0.6369	0.8557	41.66
Sr4215_R		313.0	ug/L	1.765	0.5640	25,350
Ti3349_A		3,542	ug/L	40.91	1.155	115,300
Tl1908_A		-1.895	ug/L	0.6415	33.85	-4.677
V_2924_A		313.2	ug/L	1.832	0.5850	5,065
Zn2062_A		1,810	ug/L	2.043	0.1129	5,907
Y_3600_R		24,940	Cts/S	18.540	0.074337	24,940
Y_2243_A		9,201.4	Cts/S	10.070	0.10944	9,201.4
Y_3600_A		252,070	Cts/S	1,592.4	0.63175	252,070

SE6617-016

Method Name: K6010-2011
 Analyst Name: EAM
 Acquire Date: 10/26/2011 9:23:09PM

Method Revision: 50

Sample Type: Unknown

Elem	Flags	Avg	Units	Stddev	%RSD	Intensity Ratio
Ag3280_A		4.413	ug/L	0.3713	8.414	-1,201
Al3961_R		116,300	ug/L	682.1	0.5864	104,300
As1891_A		161.3	ug/L	1.803	1.118	32.52
Au2427_A		-2.175	ug/L	0.1566	7.202	252.0
B_2089_A		171.9	ug/L	0.9254	0.5384	160.8
Ba4554_R		195.4	ug/L	1.112	0.5689	11,690
Be3130_R		5.300	ug/L	0.01325	0.2500	369.0
Ca3158_R		23,040	ug/L	62.20	0.2700	37,330
Cd2265_A		6.831	ug/L	0.004959	0.07259	520.2
Co2286_A		156.3	ug/L	0.2839	0.1816	626.3
Cr2677_A		490.7	ug/L	0.9413	0.1918	7,104
Cu3273_A		1,104	ug/L	1.478	0.1340	15,070
Fe2599_R	F	337,500	ug/L	512.5	0.1519	671,000
K_7664_R		16,670	ug/L	150.4	0.9025	11,070
Li6707_R		277.6	ug/L	0.6435	0.2318	3,084
Mg2025_A		51,170	ug/L	96.40	0.1884	9,407
Mn2576_R		3,304	ug/L	19.96	0.6041	37,530
Mo2020_A		37.29	ug/L	0.3291	0.8824	77.18

SE6617-016

Method Name: K6010-2011
 Analyst Name: EAM
 Acquire Date: 10/26/2011 9:23:09PM

Method Revision: 50

Sample Type: Unknown

Elem	Flags	Avg	Units	Stddev	%RSD	Intensity Ratio
Na5895_R		293,700	ug/L	1,385	0.4715	579,200
Ni2316_A		305.9	ug/L	0.3462	0.1132	704.8
Pb2203_A		4,238	ug/L	1.715	0.04047	4,599
Sb2068_A		23.68	ug/L	0.5422	2.290	15.83
Se1960_A		9.536	ug/L	1.884	19.75	5.689
Si2516_R		1,459	ug/L	18.41	1.262	853.9
Sn1899_A		71.59	ug/L	0.5749	0.8031	39.26
Sr4215_R		249.2	ug/L	1.361	0.5460	20,140
Ti3349_A		3,049	ug/L	0.4461	0.01463	96,070
Tl1908_A		-4.135	ug/L	0.4521	10.93	-7.607
V_2924_A		410.4	ug/L	0.1143	0.02784	6,431
Zn2062_A		4,172	ug/L	6.684	0.1602	13,320
Y_3600_R		24,915	Cts/S	88.027	0.35332	24,915
Y_2243_A		9,003.7	Cts/S	7.0958	0.078810	9,003.7
Y_3600_A		243,950	Cts/S	958.27	0.39281	243,950

SE6617-016L

Method Name: K6010-2011
 Analyst Name: EAM
 Acquire Date: 10/26/2011 9:27:47PM

Method Revision: 50

Sample Type: Unknown

Elem	Flags	Avg	Units	Stddev	%RSD	Intensity Ratio
Ag3280_A		7.067	ug/L	0.6666	9.432	-283.7
Al3961_R		122,200	ug/L	1,186	0.9702	21,280
As1891_A		168.0	ug/L	5.926	3.527	5.703
Au2427_A		-0.6628	ug/L	2.634	397.3	57.73
B_2089_A		183.9	ug/L	3.377	1.836	36.52
Ba4554_R		208.3	ug/L	0.3620	0.1738	2,495
Be3130_R		5.794	ug/L	0.1828	3.155	77.71
Ca3158_R		24,940	ug/L	29.61	0.1187	7,807
Cd2265_A		5.966	ug/L	0.5387	9.030	109.3
Co2286_A		168.7	ug/L	0.9406	0.5574	141.4
Cr2677_A		522.3	ug/L	1.048	0.2006	1,539
Cu3273_A		1,153	ug/L	4.513	0.3913	3,193
Fe2599_R		368,700	ug/L	5,094	1.381	142,200
K_7664_R		19,630	ug/L	469.8	2.394	2,537
Li6707_R		332.1	ug/L	6.185	1.863	713.5
Mg2025_A		55,410	ug/L	21.36	0.03854	2,065
Mn2576_R		3,576	ug/L	22.65	0.6336	7,883
Mo2020_A		40.28	ug/L	0.4951	1.229	16.19
Na5895_R		319,700	ug/L	374.7	0.1172	122,300
Ni2316_A		326.3	ug/L	0.8226	0.2521	151.7
Pb2203_A		4,618	ug/L	11.37	0.2462	1,017
Sb2068_A		17.97	ug/L	1.655	9.207	3.462
Se1960_A		3.939	ug/L	1.308	33.20	2.560
Si2516_R		1,595	ug/L	73.71	4.622	189.5
Sn1899_A		83.17	ug/L	3.070	3.691	10.24
Sr4215_R		265.3	ug/L	0.6330	0.2386	4,104
Ti3349_A		3,152	ug/L	3.847	0.1221	20,130
Tl1908_A		-1.237	ug/L	5.971	482.5	-1.656
V_2924_A		430.1	ug/L	2.098	0.4878	1,367
Zn2062_A		4,470	ug/L	1.624	0.03632	2,897
Y_3600_R		24,165	Cts/S	58.391	0.24163	24,165
Y_2243_A		9,134.0	Cts/S	3.1739	0.034749	9,134.0
Y_3600_A		247,590	Cts/S	868.94	0.35096	247,590

CCV

Method Name: K6010-2011

Method Revision: 50

CCV

Method Name: K6010-2011

Method Revision: 50

Analyst Name: EAM

Acquire Date: 10/26/2011 9:32:15PM

Sample Type: QC

Elem	Flags	Avg	Units	Stddev	%RSD	Intensity Ratio
Ag3280_A		502.2	ug/L	2.769	0.5514	11,830
Al3961_R		12,590	ug/L	43.82	0.3479	10,970
As1891_A		501.1	ug/L	0.3655	0.07295	165.4
Au2427_A		502.5	ug/L	5.488	1.092	1,907
B_2089_A		495.9	ug/L	0.1355	0.02733	475.6
Ba4554_R		489.9	ug/L	1.223	0.2497	28,230
Be3130_R		505.2	ug/L	1.112	0.2202	50,740
Ca3158_R		12,370	ug/L	13.84	0.1119	19,390
Cd2265_A		492.5	ug/L	0.1119	0.02272	7,811
Co2286_A		505.1	ug/L	0.1531	0.03031	1,949
Cr2677_A		491.1	ug/L	1.864	0.3796	7,220
Cu3273_A		495.7	ug/L	2.017	0.4068	7,001
Fe2599_R		12,380	ug/L	39.29	0.3172	23,850
K_7664_R		12,220	ug/L	109.3	0.8949	7,860
Li6707_R		507.4	ug/L	0.8486	0.1672	5,461
Mg2025_A		12,650	ug/L	5.633	0.04454	2,361
Mn2576_R		495.0	ug/L	2.255	0.4555	5,446
Mo2020_A		493.9	ug/L	1.510	0.3057	1,051
Na5895_R	W	11,240	ug/L	37.61	0.3346	21,490
Ni2316_A		502.4	ug/L	0.6977	0.1389	1,222
Pb2203_A		497.2	ug/L	1.411	0.2838	547.1
Sb2068_A		479.5	ug/L	7.919	1.651	184.9
Se1960_A		490.3	ug/L	3.232	0.6593	98.08
Si2516_R		12,500	ug/L	2.142	0.01714	7,083
Sn1899_A		502.4	ug/L	0.3885	0.07733	272.3
Sr4215_R		496.0	ug/L	1.533	0.3091	38,900
Ti3349_A		494.3	ug/L	4.279	0.8657	15,910
Tl1908_A		500.6	ug/L	0.5910	0.1180	223.4
V_2924_A		504.9	ug/L	3.937	0.7798	7,978
Zn2062_A		500.6	ug/L	1.169	0.2336	1,623
Y_3600_R		24,128	Cts/S	161.53	0.66946	24,128
Y_2243_A		9,151.0	Cts/S	10.043	0.10975	9,151.0
Y_3600_A		249,540	Cts/S	1,394.7	0.55893	249,540

CCB

Method Name: K6010-2011

Method Revision: 50

Analyst Name: EAM

Acquire Date: 10/26/2011 9:36:40PM

Sample Type: QC

Elem	Flags	Avg	Units	Stddev	%RSD	Intensity Ratio
Ag3280_A		0.1732	ug/L	0.2775	160.2	-32.61
Al3961_R		-2.409	ug/L	14.31	594.1	18.36
As1891_A		0.6746	ug/L	1.243	184.3	-1.012
Au2427_A		0.4350	ug/L	0.6499	149.4	2.547
B_2089_A		0.3833	ug/L	0.1056	27.54	2.457
Ba4554_R		0.1618	ug/L	0.3320	205.1	107.4
Be3130_R		0.03506	ug/L	0.003268	9.323	0.2132
Ca3158_R		-0.6087	ug/L	0.7921	130.1	-43.52
Cd2265_A		0.0003329	ug/L	0.06012	18,060	-1.691
Co2286_A		0.03974	ug/L	0.1203	302.7	5.918
Cr2677_A		0.05409	ug/L	0.1996	369.0	5.590
Cu3273_A		0.04902	ug/L	0.1097	223.8	-2.835
Fe2599_R		2.123	ug/L	2.282	107.5	7.543
K_7664_R		93.26	ug/L	14.79	15.85	69.76
Li6707_R		5.456	ug/L	0.2262	4.146	55.74
Mg2025_A		1.389	ug/L	0.009780	0.7043	-2.854
Mn2576_R		-0.4849	ug/L	0.2263	46.66	0.6478
Mo2020_A		1.403	ug/L	0.6111	43.55	2.083

CCB

Method Name: K6010-2011
 Analyst Name: EAM
 Acquire Date: 10/26/2011 9:36:40PM

Method Revision: 50

Sample Type: QC

Elem	Flags	Avg	Units	Stddev	%RSD	Intensity Ratio
Na5895_R		123.6	ug/L	13.27	10.74	264.8
Ni2316_A		0.1422	ug/L	0.03567	25.09	-0.4680
Pb2203_A		0.4265	ug/L	0.06729	15.78	-0.002265
Sb2068_A		-0.3963	ug/L	1.030	260.0	0.5743
Se1960_A		1.176	ug/L	0.6555	55.73	2.243
Si2516_R		5.811	ug/L	7.794	134.1	14.09
Sn1899_A		0.2585	ug/L	1.343	519.4	1.438
Sr4215_R		0.2007	ug/L	0.1259	62.72	-55.61
Ti3349_A		0.07458	ug/L	0.1011	135.6	-34.79
Tl1908_A		-0.08528	ug/L	1.557	1,825	-0.4120
V_2924_A		0.2643	ug/L	0.2468	93.38	2.025
Zn2062_A		-0.1359	ug/L	0.007187	5.289	0.09053
Y_3600_R		24,018	Cts/S	122.99	0.51209	24,018
Y_2243_A		9,209.4	Cts/S	30.477	0.33093	9,209.4
Y_3600_A		252,840	Cts/S	2,682.4	1.0609	252,840

SE6617-016A

Method Name: K6010-2011
 Analyst Name: EAM
 Acquire Date: 10/26/2011 9:41:16PM

Method Revision: 50

Sample Type: Unknown

Elem	Flags	Avg	Units	Stddev	%RSD	Intensity Ratio
Ag3280_A		486.4	ug/L	4.327	0.8896	9,969
Al3961_R		125,500	ug/L	1,243	0.9900	111,100
As1891_A		637.1	ug/L	5.284	0.8294	187.2
Au2427_A		-0.4871	ug/L	1.839	377.5	252.2
B_2089_A		619.4	ug/L	1.316	0.2124	574.7
Ba4554_R		653.6	ug/L	1.312	0.2008	38,360
Be3130_R		488.4	ug/L	2.763	0.5657	49,840
Ca3158_R		27,800	ug/L	188.1	0.6767	44,480
Cd2265_A		458.9	ug/L	0.7162	0.1561	7,455
Co2286_A		614.0	ug/L	3.276	0.5336	2,329
Cr2677_A		924.9	ug/L	16.39	1.772	13,270
Cu3273_A		1,534	ug/L	24.85	1.620	20,920
Fe2599_R	F	325,700	ug/L	10,970	3.369	638,900
K_7664_R		25,400	ug/L	435.8	1.716	16,640
Li6707_R		736.0	ug/L	0.7189	0.09768	8,076
Mg2025_A		55,210	ug/L	147.8	0.2676	10,030
Mn2576_R		3,755	ug/L	46.86	1.248	42,090
Mo2020_A		502.7	ug/L	1.006	0.2001	1,039
Na5895_R		297,600	ug/L	6,211	2.087	579,200
Ni2316_A		748.5	ug/L	3.558	0.4754	1,746
Pb2203_A		4,607	ug/L	3.954	0.08582	4,938
Sb2068_A		497.3	ug/L	4.684	0.9418	192.1
Se1960_A		487.3	ug/L	2.866	0.5881	96.54
Si2516_R		1,716	ug/L	23.32	1.359	995.0
Sn1899_A		552.9	ug/L	1.447	0.2617	291.1
Sr4215_R		700.4	ug/L	4.203	0.6002	56,010
Ti3349_A		3,410	ug/L	38.72	1.135	106,900
Tl1908_A		428.9	ug/L	1.512	0.3525	180.6
V_2924_A		867.5	ug/L	11.62	1.339	13,420
Zn2062_A		4,542	ug/L	20.77	0.4572	14,330
Y_3600_R		24,596	Cts/S	660.18	2.6841	24,596
Y_2243_A		8,894.8	Cts/S	26.859	0.30196	8,894.8
Y_3600_A		242,680	Cts/S	2,233.0	0.92016	242,680

SE6617-016D

Method Name: K6010-2011

Method Revision: 50

SE6617-016D

Method Name: K6010-2011
 Analyst Name: EAM
 Acquire Date: 10/26/2011 9:45:51PM

Method Revision: 50

Sample Type: Unknown

Elem	Flags	Avg	Units	Stddev	%RSD	Intensity Ratio
Ag3280_A		2.575	ug/L	1.589	61.69	-1,370
Al3961_R		129,900	ug/L	426.8	0.3286	116,500
As1891_A		169.8	ug/L	1.499	0.8830	34.41
Au2427_A		-3.541	ug/L	2.228	62.92	275.2
B_2089_A		183.2	ug/L	0.9459	0.5164	175.1
Ba4554_R		219.4	ug/L	0.5003	0.2280	13,120
Be3130_R		5.953	ug/L	0.01542	0.2590	429.0
Ca3158_R		27,290	ug/L	33.96	0.1245	44,260
Cd2265_A		8.582	ug/L	0.6751	7.867	594.7
Co2286_A		171.3	ug/L	1.088	0.6349	699.3
Cr2677_A		338.2	ug/L	1.029	0.3044	4,997
Cu3273_A		574.9	ug/L	0.4235	0.07367	7,869
Fe2599_R	F	365,600	ug/L	10,260	2.806	727,300
K_7664_R		17,840	ug/L	70.82	0.3969	11,860
Li6707_R		318.3	ug/L	1.795	0.5640	3,538
Mg2025_A		57,430	ug/L	355.4	0.6188	10,790
Mn2576_R		3,636	ug/L	1.948	0.05358	41,320
Mo2020_A		45.19	ug/L	1.096	2.426	95.68
Na5895_R		80,970	ug/L	94.09	0.1162	159,800
Ni2316_A		341.0	ug/L	1.420	0.4165	803.6
Pb2203_A		758.4	ug/L	4.378	0.5772	834.2
Sb2068_A		14.08	ug/L	1.561	11.09	12.45
Se1960_A		7.492	ug/L	1.204	16.07	5.605
Si2516_R		1,216	ug/L	8.503	0.6991	711.6
Sn1899_A		50.08	ug/L	0.2382	0.4756	28.45
Sr4215_R		279.6	ug/L	0.7208	0.2578	22,620
Ti3349_A		3,193	ug/L	0.2603	0.008155	102,200
Tl1908_A		-4.680	ug/L	0.1676	3.581	-8.636
V_2924_A		485.4	ug/L	0.6036	0.1243	7,731
Zn2062_A		5,641	ug/L	29.06	0.5151	18,400
Y_3600_R		24,927	Cts/S	7.9785	0.032008	24,927
Y_2243_A		9,198.6	Cts/S	27.304	0.29683	9,198.6
Y_3600_A		247,830	Cts/S	885.02	0.35711	247,830

SE6617-016S

Method Name: K6010-2011
 Analyst Name: EAM
 Acquire Date: 10/26/2011 9:50:30PM

Method Revision: 50

Sample Type: Unknown

Elem	Flags	Avg	Units	Stddev	%RSD	Intensity Ratio
Ag3280_A		53.31	ug/L	0.9577	1.797	-51.32
Al3961_R		142,400	ug/L	855.9	0.6009	126,800
As1891_A		248.2	ug/L	1.572	0.6333	63.28
Au2427_A		-2.449	ug/L	1.105	45.14	257.7
B_2089_A		620.8	ug/L	1.018	0.1640	596.0
Ba4554_R		2,084	ug/L	1.611	0.07727	122,700
Be3130_R		54.94	ug/L	0.3882	0.7066	5,413
Ca3158_R		28,430	ug/L	62.70	0.2206	45,730
Cd2265_A		233.7	ug/L	0.1513	0.06473	4,164
Co2286_A		592.0	ug/L	0.2797	0.04725	2,348
Cr2677_A		598.8	ug/L	1.108	0.1850	8,912
Cu3273_A		851.3	ug/L	1.347	0.1582	11,920
Fe2599_R	F	330,800	ug/L	5,029	1.520	652,700
K_7664_R		30,350	ug/L	62.69	0.2065	20,000
Li6707_R		754.1	ug/L	0.3971	0.05265	8,319
Mg2025_A		58,730	ug/L	175.6	0.2990	11,120
Mn2576_R		3,677	ug/L	20.99	0.5709	41,430
Mo2020_A		310.4	ug/L	2.068	0.6662	668.0

SE6617-016S

Method Name: K6010-2011
 Analyst Name: EAM
 Acquire Date: 10/26/2011 9:50:30PM

Method Revision: 50

Sample Type: Unknown

Elem	Flags	Avg	Units	Stddev	%RSD	Intensity Ratio
Na5895_R		79,220	ug/L	125.9	0.1589	155,000
Ni2316_A		765.0	ug/L	2.775	0.3627	1,858
Pb2203_A		934.2	ug/L	1.356	0.1451	1,034
Sb2068_A		62.01	ug/L	1.342	2.164	30.93
Se1960_A		97.80	ug/L	0.4764	0.4871	23.56
Si2516_R		1,881	ug/L	10.02	0.5328	1,095
Sn1899_A		489.4	ug/L	0.4571	0.09341	268.6
Sr4215_R		759.1	ug/L	1.846	0.2432	61,040
Ti3349_A		4,253	ug/L	1.616	0.03799	138,000
Tl1908_A		82.06	ug/L	1.616	1.970	29.56
V_2924_A		1,035	ug/L	1.492	0.1441	16,620
Zn2062_A		2,884	ug/L	1.151	0.03991	9,476
Y_3600_R		24,725	Cts/S	86.347	0.34923	24,725
Y_2243_A		9,266.5	Cts/S	21.887	0.23619	9,266.5
Y_3600_A		251,160	Cts/S	250.77	0.099845	251,160

SE6617-017

Method Name: K6010-2011
 Analyst Name: EAM
 Acquire Date: 10/26/2011 9:55:01PM

Method Revision: 50

Sample Type: Unknown

Elem	Flags	Avg	Units	Stddev	%RSD	Intensity Ratio
Ag3280_A		4.240	ug/L	0.3410	8.042	-644.3
Al3961_R		88,300	ug/L	211.7	0.2398	78,270
As1891_A		78.52	ug/L	0.06745	0.08590	14.42
Au2427_A		-1.709	ug/L	0.1103	6.453	137.0
B_2089_A		265.6	ug/L	0.7402	0.2786	250.9
Ba4554_R		239.8	ug/L	1.167	0.4866	14,150
Be3130_R		5.362	ug/L	0.1400	2.612	328.8
Ca3158_R		91,170	ug/L	51.62	0.05662	146,200
Cd2265_A		3.654	ug/L	0.2106	5.763	285.4
Co2286_A		51.55	ug/L	0.2868	0.5564	238.1
Cr2677_A		306.7	ug/L	2.505	0.8166	4,482
Cu3273_A		412.3	ug/L	6.118	1.484	5,634
Fe2599_R		182,900	ug/L	1,396	0.7635	359,400
K_7664_R		23,210	ug/L	25.91	0.1116	15,240
Li6707_R		196.2	ug/L	0.1971	0.1005	2,153
Mg2025_A		48,110	ug/L	131.8	0.2740	9,004
Mn2576_R		1,735	ug/L	2.279	0.1314	19,480
Mo2020_A		10.36	ug/L	0.1037	1.001	21.11
Na5895_R		74,870	ug/L	129.7	0.1732	145,900
Ni2316_A		152.2	ug/L	0.3105	0.2040	355.2
Pb2203_A		313.1	ug/L	0.2335	0.07458	338.7
Sb2068_A		0.9249	ug/L	0.1969	21.29	4.708
Se1960_A		6.517	ug/L	5.480	84.09	4.504
Si2516_R		1,511	ug/L	7.661	0.5070	879.6
Sn1899_A		50.18	ug/L	0.7192	1.433	28.39
Sr4215_R		448.9	ug/L	0.7222	0.1609	35,920
Ti3349_A		3,754	ug/L	41.76	1.112	119,500
Tl1908_A		-2.055	ug/L	0.9767	47.53	-5.024
V_2924_A		305.7	ug/L	4.954	1.620	4,840
Zn2062_A		949.9	ug/L	1.741	0.1833	3,087
Y_3600_R		24,625	Cts/S	96.090	0.39022	24,625
Y_2243_A		9,163.4	Cts/S	10.728	0.11707	9,163.4
Y_3600_A		246,360	Cts/S	2,486.8	1.0094	246,360

SE6617-018

Method Name: K6010-2011

Method Revision: 50

SE6617-018

Method Name: K6010-2011
 Analyst Name: EAM
 Acquire Date: 10/26/2011 9:59:41PM

Method Revision: 50

Sample Type: Unknown

Elem	Flags	Avg	Units	Stddev	%RSD	Intensity Ratio
Ag3280_A		8.332	ug/L	1.312	15.75	-644.3
Al3961_R		96,740	ug/L	385.7	0.3987	86,610
As1891_A		88.29	ug/L	1.334	1.511	16.32
Au2427_A		0.1714	ug/L	1.533	894.1	161.3
B_2089_A		281.7	ug/L	0.1412	0.05012	265.3
Ba4554_R		294.6	ug/L	0.4467	0.1516	17,540
Be3130_R		6.182	ug/L	0.02864	0.4633	403.2
Ca3158_R		49,080	ug/L	284.1	0.5789	79,450
Cd2265_A		10.64	ug/L	0.4838	4.548	423.9
Co2286_A		59.17	ug/L	0.03200	0.05408	269.1
Cr2677_A		444.5	ug/L	2.725	0.6129	6,566
Cu3273_A		793.1	ug/L	5.510	0.6948	11,080
Fe2599_R		205,900	ug/L	5,159	2.505	408,600
K_7664_R		25,460	ug/L	145.4	0.5711	16,880
Li6707_R		220.2	ug/L	1.089	0.4946	2,442
Mg2025_A		52,950	ug/L	24.96	0.04713	9,878
Mn2576_R		1,935	ug/L	15.52	0.8017	21,950
Mo2020_A		14.56	ug/L	0.002924	0.02009	29.99
Na5895_R		82,980	ug/L	461.4	0.5560	163,400
Ni2316_A		191.9	ug/L	0.4043	0.2106	449.0
Pb2203_A		1,496	ug/L	4.446	0.2972	1,642
Sb2068_A		143.5	ug/L	0.03933	0.02740	59.84
Se1960_A		7.376	ug/L	1.782	24.16	4.797
Si2516_R		1,285	ug/L	22.34	1.739	755.7
Sn1899_A		72.49	ug/L	1.020	1.408	40.34
Sr4215_R		372.2	ug/L	0.7606	0.2044	30,070
Ti3349_A		3,997	ug/L	15.40	0.3853	128,800
Tl1908_A		-3.434	ug/L	0.4132	12.03	-6.042
V_2924_A		364.7	ug/L	3.009	0.8250	5,841
Zn2062_A		7,783	ug/L	7.789	0.1001	25,230
Y_3600_R		24,871	Cts/S	428.13	1.7214	24,871
Y_2243_A		9,139.8	Cts/S	7.0614	0.077260	9,139.8
Y_3600_A		249,510	Cts/S	1,402.3	0.56201	249,510

SE6617-019

Method Name: K6010-2011
 Analyst Name: EAM
 Acquire Date: 10/26/2011 10:04:17PM

Method Revision: 50

Sample Type: Unknown

Elem	Flags	Avg	Units	Stddev	%RSD	Intensity Ratio
Ag3280_A		3.366	ug/L	1.554	46.18	-1,071
Al3961_R		104,500	ug/L	88.37	0.08456	92,280
As1891_A		89.17	ug/L	2.148	2.409	11.93
Au2427_A		-2.203	ug/L	1.724	78.25	215.2
B_2089_A		103.3	ug/L	0.3447	0.3339	100.2
Ba4554_R		120.3	ug/L	0.1931	0.1605	7,123
Be3130_R		4.174	ug/L	0.05828	1.396	305.3
Ca3158_R		20,270	ug/L	25.59	0.1262	32,350
Cd2265_A		3.790	ug/L	0.8853	23.36	425.0
Co2286_A		122.1	ug/L	0.5285	0.4327	502.7
Cr2677_A		249.0	ug/L	0.4444	0.1785	3,738
Cu3273_A		330.5	ug/L	1.393	0.4216	4,548
Fe2599_R	W	288,800	ug/L	11,480	3.974	565,300
K_7664_R		10,870	ug/L	37.78	0.3475	7,115
Li6707_R		244.8	ug/L	0.7699	0.3145	2,677
Mg2025_A		45,850	ug/L	28.73	0.06265	8,681
Mn2576_R		2,445	ug/L	7.988	0.3267	27,350
Mo2020_A		15.93	ug/L	0.08152	0.5117	33.38

SE6617-019

Method Name: K6010-2011
 Analyst Name: EAM
 Acquire Date: 10/26/2011 10:04:17PM

Method Revision: 50

Sample Type: Unknown

Elem	Flags	Avg	Units	Stddev	%RSD	Intensity Ratio
Na5895_R		38,720	ug/L	49.26	0.1272	75,210
Ni2316_A		265.0	ug/L	0.2856	0.1078	628.8
Pb2203_A		404.3	ug/L	3.139	0.7764	445.8
Sb2068_A		4.715	ug/L	0.6213	13.18	7.595
Se1960_A		4.886	ug/L	4.435	90.76	4.670
Si2516_R		1,360	ug/L	16.03	1.179	785.0
Sn1899_A		31.82	ug/L	0.1109	0.3485	18.69
Sr4215_R		191.2	ug/L	0.006791	0.003551	15,200
Ti3349_A		2,054	ug/L	3.117	0.1518	66,700
Tl1908_A		-3.311	ug/L	0.3209	9.690	-5.939
V_2924_A		273.1	ug/L	0.2307	0.08448	4,427
Zn2062_A		1,123	ug/L	1.933	0.1721	3,692
Y_3600_R		24,533	Cts/S	95.230	0.38817	24,533
Y_2243_A		9,269.4	Cts/S	14.121	0.15234	9,269.4
Y_3600_A		251,510	Cts/S	1,078.4	0.42879	251,510

SE6617-020

Method Name: K6010-2011
 Analyst Name: EAM
 Acquire Date: 10/26/2011 10:08:50PM

Method Revision: 50

Sample Type: Unknown

Elem	Flags	Avg	Units	Stddev	%RSD	Intensity Ratio
Ag3280_A		7.057	ug/L	0.7039	9.974	-566.3
Al3961_R		92,650	ug/L	381.1	0.4114	82,420
As1891_A		76.32	ug/L	0.7564	0.9910	14.16
Au2427_A		-0.6794	ug/L	0.6346	93.41	138.7
B_2089_A		246.8	ug/L	1.370	0.5550	235.7
Ba4554_R		261.2	ug/L	0.3470	0.1329	15,460
Be3130_R		5.626	ug/L	0.05680	1.010	349.1
Ca3158_R		32,650	ug/L	17.79	0.05447	52,510
Cd2265_A		5.800	ug/L	0.1327	2.287	315.2
Co2286_A		53.89	ug/L	0.2756	0.5114	250.6
Cr2677_A		367.6	ug/L	0.2003	0.05449	5,443
Cu3273_A		577.8	ug/L	0.5271	0.09122	8,066
Fe2599_R		177,200	ug/L	1,266	0.7147	349,400
K_7664_R		24,010	ug/L	85.31	0.3554	15,810
Li6707_R		212.2	ug/L	1.384	0.6520	2,338
Mg2025_A		47,940	ug/L	97.53	0.2035	9,057
Mn2576_R		1,744	ug/L	6.561	0.3763	19,650
Mo2020_A		19.49	ug/L	0.3072	1.576	40.96
Na5895_R		76,030	ug/L	518.6	0.6821	148,700
Ni2316_A		173.7	ug/L	0.5333	0.3070	412.0
Pb2203_A		434.1	ug/L	1.718	0.3959	476.3
Sb2068_A		4.288	ug/L	0.1464	3.414	6.135
Se1960_A		7.141	ug/L	2.098	29.38	4.692
Si2516_R		1,340	ug/L	1.142	0.08526	783.8
Sn1899_A		63.80	ug/L	0.7199	1.128	36.09
Sr4215_R		266.5	ug/L	0.6613	0.2482	21,370
Ti3349_A		3,899	ug/L	13.46	0.3451	125,900
Tl1908_A		-1.545	ug/L	0.9730	62.98	-5.012
V_2924_A		368.9	ug/L	0.7071	0.1917	5,918
Zn2062_A		1,425	ug/L	0.4079	0.02863	4,674
Y_3600_R		24,712	Cts/S	231.21	0.93562	24,712
Y_2243_A		9,251.3	Cts/S	12.514	0.13526	9,251.3
Y_3600_A		250,040	Cts/S	1,245.4	0.49807	250,040

SE6778-002

Method Name: K6010-2011

Method Revision: 50

SE6778-002

Method Name: K6010-2011
 Analyst Name: EAM
 Acquire Date: 10/26/2011 10:13:27PM

Method Revision: 50

Sample Type: Unknown

Elem	Flags	Avg	Units	Stddev	%RSD	Intensity Ratio
Ag3280_A		0.2366	ug/L	0.1031	43.57	-166.8
Al3961_R		42,710	ug/L	131.6	0.3081	37,360
As1891_A		15.19	ug/L	1.107	7.286	1.946
Au2427_A		-0.3510	ug/L	0.9544	271.9	24.04
B_2089_A		9.498	ug/L	0.4023	4.236	11.24
Ba4554_R		173.9	ug/L	0.8831	0.5077	10,160
Be3130_R		1.470	ug/L	0.008308	0.5653	103.4
Ca3158_R		12,680	ug/L	8.986	0.07087	20,020
Cd2265_A		0.9443	ug/L	0.03359	3.557	56.69
Co2286_A		2.447	ug/L	0.1079	4.408	22.29
Cr2677_A		57.51	ug/L	0.01683	0.02926	875.8
Cu3273_A		20.04	ug/L	0.2567	1.281	263.7
Fe2599_R		33,620	ug/L	65.06	0.1935	65,190
K_7664_R		926.7	ug/L	30.45	3.286	609.8
Li6707_R		24.83	ug/L	0.3665	1.476	266.5
Mg2025_A		1,536	ug/L	0.9579	0.06235	291.2
Mn2576_R		144.4	ug/L	0.06770	0.04690	1,607
Mo2020_A		1.919	ug/L	0.04910	2.558	3.227
Na5895_R		368.5	ug/L	8.664	2.351	738.8
Ni2316_A		10.38	ug/L	0.2348	2.263	22.22
Pb2203_A		93.25	ug/L	0.7612	0.8163	99.80
Sb2068_A		-1.113	ug/L	1.921	172.7	1.100
Se1960_A		1.776	ug/L	1.300	73.24	2.819
Si2516_R		4,063	ug/L	9.399	0.2313	2,325
Sn1899_A		15.79	ug/L	0.5078	3.216	10.04
Sr4215_R		89.92	ug/L	0.3653	0.4063	7,041
Ti3349_A		734.7	ug/L	2.120	0.2886	24,240
Tl1908_A		-1.180	ug/L	0.4356	36.93	-1.453
V_2924_A		68.28	ug/L	0.2112	0.3093	1,120
Zn2062_A		72.38	ug/L	0.4252	0.5875	240.9
Y_3600_R		24,295	Cts/S	84.030	0.34588	24,295
Y_2243_A		9,371.6	Cts/S	22.393	0.23894	9,371.6
Y_3600_A		255,720	Cts/S	1,547.0	0.60495	255,720

SE6778-003

Method Name: K6010-2011
 Analyst Name: EAM
 Acquire Date: 10/26/2011 10:18:00PM

Method Revision: 50

Sample Type: Unknown

Elem	Flags	Avg	Units	Stddev	%RSD	Intensity Ratio
Ag3280_A		0.6217	ug/L	0.5993	96.40	-322.4
Al3961_R		81,050	ug/L	930.8	1.148	72,450
As1891_A		39.91	ug/L	0.2336	0.5854	8.101
Au2427_A		-1.044	ug/L	0.2915	27.91	51.55
B_2089_A		15.22	ug/L	0.1178	0.7738	17.02
Ba4554_R		272.8	ug/L	0.03708	0.01359	16,220
Be3130_R		5.065	ug/L	0.06736	1.330	482.5
Ca3158_R		29,050	ug/L	118.0	0.4063	46,930
Cd2265_A		0.1791	ug/L	0.09857	55.04	98.96
Co2286_A		44.66	ug/L	0.2028	0.4540	191.8
Cr2677_A		99.06	ug/L	0.6353	0.6414	1,535
Cu3273_A		10.16	ug/L	1.057	10.40	102.5
Fe2599_R		74,860	ug/L	1,088	1.454	148,300
K_7664_R		1,142	ug/L	41.63	3.646	765.5
Li6707_R		86.69	ug/L	1.599	1.844	957.8
Mg2025_A		5,799	ug/L	15.53	0.2678	1,129
Mn2576_R		290.6	ug/L	1.557	0.5358	3,301
Mo2020_A		1.549	ug/L	0.1699	10.97	2.452

SE6778-003

Method Name: K6010-2011
 Analyst Name: EAM
 Acquire Date: 10/26/2011 10:18:00PM

Method Revision: 50

Sample Type: Unknown

Elem	Flags	Avg	Units	Stddev	%RSD	Intensity Ratio
Na5895_R		696.8	ug/L	8.720	1.251	1,400
Ni2316_A		55.67	ug/L	0.7777	1.397	134.2
Pb2203_A		74.39	ug/L	0.2577	0.3464	75.64
Sb2068_A		-2.604	ug/L	0.3820	14.67	1.375
Se1960_A		3.932	ug/L	1.581	40.22	3.726
Si2516_R		6,019	ug/L	44.27	0.7355	3,514
Sn1899_A		14.85	ug/L	1.390	9.358	9.702
Sr4215_R		213.3	ug/L	1.073	0.5031	17,170
Ti3349_A		659.4	ug/L	0.1591	0.02413	22,140
Tl1908_A		-1.040	ug/L	0.6113	58.75	-1.676
V_2924_A		124.7	ug/L	0.1860	0.1492	2,082
Zn2062_A		42.36	ug/L	0.3726	0.8798	143.6
Y_3600_R		24,834	Cts/S	219.91	0.88552	24,834
Y_2243_A		9,550.3	Cts/S	34.017	0.35618	9,550.3
Y_3600_A		260,280	Cts/S	537.36	0.20646	260,280

SE6778-004

Method Name: K6010-2011
 Analyst Name: EAM
 Acquire Date: 10/26/2011 10:22:29PM

Method Revision: 50

Sample Type: Unknown

Elem	Flags	Avg	Units	Stddev	%RSD	Intensity Ratio
Ag3280_A		1.365	ug/L	0.2005	14.69	-219.6
Al3961_R		60,040	ug/L	45.60	0.07596	53,000
As1891_A		19.50	ug/L	0.3292	1.688	2.319
Au2427_A		-0.9039	ug/L	0.5067	56.06	39.16
B_2089_A		23.15	ug/L	0.1247	0.5388	24.36
Ba4554_R		477.5	ug/L	0.06020	0.01261	27,960
Be3130_R		2.373	ug/L	0.01805	0.7605	198.9
Ca3158_R		61,270	ug/L	59.55	0.09719	97,780
Cd2265_A		45.10	ug/L	0.02673	0.05927	799.9
Co2286_A		12.62	ug/L	0.2990	2.368	62.03
Cr2677_A		1,013	ug/L	18.72	1.848	15,070
Cu3273_A		113.9	ug/L	2.311	2.029	1,594
Fe2599_R		55,050	ug/L	83.86	0.1523	107,700
K_7664_R		1,218	ug/L	17.26	1.417	805.5
Li6707_R		40.14	ug/L	0.4998	1.245	436.4
Mg2025_A		3,643	ug/L	2.176	0.05971	692.2
Mn2576_R		357.0	ug/L	2.567	0.7192	3,997
Mo2020_A		5.055	ug/L	0.2886	5.709	10.27
Na5895_R		495.0	ug/L	12.08	2.441	991.1
Ni2316_A		30.07	ug/L	0.2654	0.8826	69.52
Pb2203_A		1,688	ug/L	0.4075	0.02413	1,902
Sb2068_A		3.008	ug/L	1.178	39.16	5.908
Se1960_A		4.123	ug/L	0.1556	3.775	3.489
Si2516_R		4,285	ug/L	23.65	0.5519	2,473
Sn1899_A		20.11	ug/L	0.5606	2.788	12.42
Sr4215_R		208.0	ug/L	0.1142	0.05491	16,530
Ti3349_A		703.7	ug/L	13.88	1.973	22,930
Tl1908_A		-0.9580	ug/L	0.4740	49.48	-1.691
V_2924_A		119.8	ug/L	2.637	2.201	1,895
Zn2062_A		2,200	ug/L	4.607	0.2094	7,307
Y_3600_R		24,519	Cts/S	74.430	0.30357	24,519
Y_2243_A		9,370.2	Cts/S	19.740	0.21066	9,370.2
Y_3600_A		252,620	Cts/S	5,192.6	2.0555	252,620

CCV

Method Name: K6010-2011

Method Revision: 50

CCV

Method Name: K6010-2011
 Analyst Name: EAM
 Acquire Date: 10/26/2011 10:27:03PM

Method Revision: 50

Sample Type: QC

Elem	Flags	Avg	Units	Stddev	%RSD	Intensity Ratio
Ag3280_A		499.7	ug/L	3.921	0.7847	11,770
Al3961_R		12,540	ug/L	19.66	0.1567	11,060
As1891_A		495.6	ug/L	0.7940	0.1602	164.4
Au2427_A		496.7	ug/L	3.746	0.7543	1,894
B_2089_A		491.9	ug/L	1.239	0.2519	474.0
Ba4554_R		485.8	ug/L	0.5582	0.1149	28,320
Be3130_R		505.7	ug/L	0.5018	0.09924	51,390
Ca3158_R		12,320	ug/L	21.79	0.1769	19,540
Cd2265_A		488.6	ug/L	0.8655	0.1772	7,786
Co2286_A		501.4	ug/L	0.01352	0.002697	1,944
Cr2677_A		487.2	ug/L	4.302	0.8831	7,164
Cu3273_A		492.4	ug/L	5.228	1.062	6,955
Fe2599_R		12,330	ug/L	86.41	0.7008	24,020
K_7664_R		12,000	ug/L	59.21	0.4935	7,809
Li6707_R		501.5	ug/L	0.02653	0.005289	5,460
Mg2025_A		12,520	ug/L	16.31	0.1302	2,349
Mn2576_R		494.0	ug/L	0.1357	0.02747	5,498
Mo2020_A		488.5	ug/L	3.148	0.6444	1,044
Na5895_R	W	11,410	ug/L	15.25	0.1337	22,060
Ni2316_A		499.1	ug/L	0.6617	0.1326	1,220
Pb2203_A		496.4	ug/L	1.642	0.3308	548.9
Sb2068_A		474.7	ug/L	9.877	2.081	184.0
Se1960_A		489.5	ug/L	1.446	0.2953	98.40
Si2516_R		12,480	ug/L	74.27	0.5950	7,158
Sn1899_A		497.9	ug/L	1.392	0.2796	271.1
Sr4215_R		491.9	ug/L	0.2457	0.04994	39,020
Ti3349_A		490.2	ug/L	5.541	1.130	15,780
Tl1908_A		496.1	ug/L	1.215	0.2448	222.4
V_2924_A		504.8	ug/L	3.547	0.7028	7,978
Zn2062_A		498.1	ug/L	0.7685	0.1543	1,623
Y_3600_R		24,408	Cts/S	373.16	1.5288	24,408
Y_2243_A		9,195.8	Cts/S	20.015	0.21765	9,195.8
Y_3600_A		249,570	Cts/S	2,851.0	1.1424	249,570

CCB

Method Name: K6010-2011
 Analyst Name: EAM
 Acquire Date: 10/26/2011 10:31:28PM

Method Revision: 50

Sample Type: QC

Elem	Flags	Avg	Units	Stddev	%RSD	Intensity Ratio
Ag3280_A		0.3799	ug/L	0.04375	11.52	-27.61
Al3961_R		-1.626	ug/L	1.124	69.09	19.05
As1891_A		0.7188	ug/L	0.5126	71.31	-0.9923
Au2427_A		0.4306	ug/L	0.4002	92.95	2.513
B_2089_A		0.5544	ug/L	0.2069	37.31	2.612
Ba4554_R		-0.1171	ug/L	0.1603	136.9	91.63
Be3130_R		0.03079	ug/L	0.03837	124.6	-0.2180
Ca3158_R		1.530	ug/L	0.9919	64.85	-40.23
Cd2265_A		0.01600	ug/L	0.05753	359.6	-1.441
Co2286_A		0.08855	ug/L	0.1831	206.7	6.081
Cr2677_A		0.1626	ug/L	0.05874	36.12	7.183
Cu3273_A		0.5072	ug/L	0.9114	179.7	3.625
Fe2599_R		1.358	ug/L	0.1870	13.77	6.077
K_7664_R		34.95	ug/L	6.210	17.77	32.47
Li6707_R		3.809	ug/L	2.979	78.21	38.05
Mg2025_A		2.722	ug/L	0.04778	1.755	-2.593
Mn2576_R		-0.4659	ug/L	0.3745	80.37	0.8513
Mo2020_A		1.605	ug/L	0.1983	12.35	2.502

CCB

Method Name: K6010-2011
 Analyst Name: EAM
 Acquire Date: 10/26/2011 10:31:28PM

Method Revision: 50

Sample Type: QC

Elem	Flags	Avg	Units	Stddev	%RSD	Intensity Ratio
Na5895_R		45.02	ug/L	15.22	33.80	115.6
Ni2316_A		0.4682	ug/L	0.2408	51.43	0.3315
Pb2203_A		-0.1573	ug/L	0.1941	123.3	-0.6495
Sb2068_A		0.5252	ug/L	1.116	212.5	0.9269
Se1960_A		3.343	ug/L	0.1981	5.927	2.659
Si2516_R		7.217	ug/L	8.270	114.6	14.90
Sn1899_A		0.3611	ug/L	0.7893	218.6	1.486
Sr4215_R		0.1405	ug/L	0.001936	1.378	-60.39
Ti3349_A		-0.03312	ug/L	0.02741	82.74	-38.26
Tl1908_A		-0.01829	ug/L	0.7641	4,177	-0.3779
V_2924_A		0.2219	ug/L	0.1845	83.12	1.362
Zn2062_A		-0.02566	ug/L	0.1978	770.5	0.4502
Y_3600_R		24,055	Cts/S	140.05	0.58221	24,055
Y_2243_A		9,174.1	Cts/S	48.979	0.53389	9,174.1
Y_3600_A		252,370	Cts/S	4,272.0	1.6927	252,370

SE6778-004L

Method Name: K6010-2011
 Analyst Name: EAM
 Acquire Date: 10/26/2011 10:36:08PM

Method Revision: 50

Sample Type: Unknown

Elem	Flags	Avg	Units	Stddev	%RSD	Intensity Ratio
Ag3280_A		3.729	ug/L	0.8141	21.83	-63.67
Al3961_R		61,510	ug/L	197.4	0.3209	10,710
As1891_A		18.73	ug/L	1.854	9.894	-0.6086
Au2427_A		0.6030	ug/L	3.378	560.2	9.896
B_2089_A		24.44	ug/L	2.397	9.807	6.779
Ba4554_R		491.6	ug/L	0.1857	0.03777	5,750
Be3130_R		2.596	ug/L	0.04167	1.605	40.97
Ca3158_R		62,980	ug/L	228.0	0.3620	19,770
Cd2265_A		46.90	ug/L	0.3477	0.7413	163.8
Co2286_A		14.03	ug/L	0.1255	0.8946	18.11
Cr2677_A		1,042	ug/L	3.999	0.3836	3,135
Cu3273_A		115.1	ug/L	2.977	2.587	322.2
Fe2599_R		56,520	ug/L	65.45	0.1158	21,790
K_7664_R		1,117	ug/L	155.6	13.93	153.9
Li6707_R		57.86	ug/L	15.88	27.45	121.9
Mg2025_A		3,858	ug/L	12.29	0.3185	143.2
Mn2576_R		366.3	ug/L	1.051	0.2869	813.0
Mo2020_A		8.764	ug/L	0.7568	8.634	2.901
Na5895_R		603.5	ug/L	8.591	1.424	260.8
Ni2316_A		32.32	ug/L	1.889	5.845	14.25
Pb2203_A		1,794	ug/L	3.039	0.1694	401.3
Sb2068_A		-1.497	ug/L	1.781	118.9	1.436
Se1960_A		4.848	ug/L	1.931	39.84	2.353
Si2516_R		4,270	ug/L	45.32	1.061	494.3
Sn1899_A		20.43	ug/L	1.047	5.122	3.554
Sr4215_R		213.6	ug/L	1.079	0.5054	3,288
Ti3349_A		709.0	ug/L	2.390	0.3371	4,634
Tl1908_A		2.351	ug/L	5.199	221.1	-0.3361
V_2924_A		121.8	ug/L	1.135	0.9316	387.1
Zn2062_A		2,325	ug/L	14.00	0.6022	1,536
Y_3600_R		24,155	Cts/S	175.61	0.72702	24,155
Y_2243_A		9,313.4	Cts/S	50.984	0.54743	9,313.4
Y_3600_A		254,920	Cts/S	185.31	0.072693	254,920

SE6778-004A

Method Name: K6010-2011

Method Revision: 50

SE6778-004A

Method Name: K6010-2011
 Analyst Name: EAM
 Acquire Date: 10/26/2011 10:40:38PM

Method Revision: 50

Sample Type: Unknown

Elem	Flags	Avg	Units	Stddev	%RSD	Intensity Ratio
Ag3280_A		486.8	ug/L	1.805	0.3708	11,490
Al3961_R		68,860	ug/L	240.5	0.3493	60,590
As1891_A		493.9	ug/L	2.327	0.4711	164.0
Au2427_A		1.274	ug/L	0.5960	46.77	54.53
B_2089_A		481.5	ug/L	1.680	0.3490	471.9
Ba4554_R		934.4	ug/L	0.2830	0.03029	54,430
Be3130_R		503.7	ug/L	3.014	0.5983	51,200
Ca3158_R		64,740	ug/L	216.3	0.3341	103,000
Cd2265_A		505.0	ug/L	1.804	0.3573	8,243
Co2286_A		489.4	ug/L	2.580	0.5273	1,936
Cr2677_A		1,445	ug/L	8.433	0.5836	21,620
Cu3273_A		589.4	ug/L	1.390	0.2359	8,450
Fe2599_R		58,530	ug/L	661.3	1.130	114,100
K_7664_R		10,420	ug/L	54.66	0.5245	6,791
Li6707_R		513.5	ug/L	1.383	0.2694	5,597
Mg2025_A		8,644	ug/L	38.17	0.4416	1,646
Mn2576_R		822.3	ug/L	3.523	0.4284	9,162
Mo2020_A		475.0	ug/L	2.592	0.5457	1,033
Na5895_R		5,338	ug/L	21.39	0.4008	10,350
Ni2316_A		497.4	ug/L	2.026	0.4073	1,233
Pb2203_A		2,101	ug/L	1.883	0.08962	2,363
Sb2068_A		473.3	ug/L	1.186	0.2507	190.3
Se1960_A		464.0	ug/L	4.139	0.8920	95.54
Si2516_R		4,401	ug/L	25.27	0.5741	2,534
Sn1899_A		524.0	ug/L	2.500	0.4770	290.1
Sr4215_R		664.1	ug/L	2.585	0.3893	52,760
Ti3349_A		1,161	ug/L	1.826	0.1572	38,100
Tl1908_A		462.4	ug/L	1.991	0.4306	209.9
V_2924_A		602.8	ug/L	4.161	0.6903	9,680
Zn2062_A		2,621	ug/L	7.104	0.2710	8,689
Y_3600_R		24,431	Cts/S	169.72	0.69469	24,431
Y_2243_A		9,352.3	Cts/S	30.747	0.32876	9,352.3
Y_3600_A		254,060	Cts/S	2,100.4	0.82674	254,060

SE6778-004D

Method Name: K6010-2011
 Analyst Name: EAM
 Acquire Date: 10/26/2011 10:45:02PM

Method Revision: 50

Sample Type: Unknown

Elem	Flags	Avg	Units	Stddev	%RSD	Intensity Ratio
Ag3280_A		0.6928	ug/L	0.1919	27.70	-259.6
Al3961_R		79,490	ug/L	338.7	0.4261	71,430
As1891_A		20.04	ug/L	0.1702	0.8493	2.061
Au2427_A		1.039	ug/L	1.299	125.0	49.94
B_2089_A		26.65	ug/L	0.1546	0.5802	27.90
Ba4554_R		420.8	ug/L	0.2415	0.05740	25,100
Be3130_R		3.082	ug/L	0.03024	0.9810	270.4
Ca3158_R		34,350	ug/L	3.507	0.01021	55,790
Cd2265_A		36.22	ug/L	0.09395	0.2594	668.7
Co2286_A		15.85	ug/L	0.07350	0.4637	76.25
Cr2677_A		683.2	ug/L	9.950	1.457	10,080
Cu3273_A		90.31	ug/L	1.190	1.318	1,242
Fe2599_R		61,730	ug/L	337.3	0.5465	123,000
K_7664_R		1,440	ug/L	9.634	0.6689	968.1
Li6707_R		55.31	ug/L	1.651	2.984	613.3
Mg2025_A		3,793	ug/L	14.95	0.3941	724.0
Mn2576_R		253.7	ug/L	0.1890	0.07451	2,897
Mo2020_A		5.756	ug/L	0.1644	2.857	11.79

SE6778-004D

Method Name: K6010-2011
 Analyst Name: EAM
 Acquire Date: 10/26/2011 10:45:02PM

Method Revision: 50

Sample Type: Unknown

Elem	Flags	Avg	Units	Stddev	%RSD	Intensity Ratio
Na5895_R		500.7	ug/L	2.060	0.4115	1,020
Ni2316_A		35.11	ug/L	0.4516	1.286	82.02
Pb2203_A		1,179	ug/L	0.8835	0.07496	1,331
Sb2068_A		-0.8958	ug/L	0.01896	2.116	3.588
Se1960_A		4.049	ug/L	2.433	60.09	3.654
Si2516_R		4,177	ug/L	33.48	0.8016	2,455
Sn1899_A		19.92	ug/L	0.07769	0.3900	12.40
Sr4215_R		183.7	ug/L	0.09820	0.05345	14,860
Ti3349_A		802.8	ug/L	8.422	1.049	25,940
Tl1908_A		-2.165	ug/L	0.4945	22.85	-2.191
V_2924_A		131.4	ug/L	1.663	1.266	2,081
Zn2062_A		3,487	ug/L	0.05962	0.001710	11,660
Y_3600_R		24,962	Cts/S	45.442	0.18205	24,962
Y_2243_A		9,428.7	Cts/S	2.1200	0.022484	9,428.7
Y_3600_A		250,430	Cts/S	2,945.9	1.1763	250,430

SE6778-004S

Method Name: K6010-2011
 Analyst Name: EAM
 Acquire Date: 10/26/2011 10:49:35PM

Method Revision: 50

Sample Type: Unknown

Elem	Flags	Avg	Units	Stddev	%RSD	Intensity Ratio
Ag3280_A		48.21	ug/L	1.047	2.171	724.9
Al3961_R		179,700	ug/L	1,554	0.8648	160,800
As1891_A		110.0	ug/L	0.9388	0.8538	30.55
Au2427_A		-1.487	ug/L	0.5896	39.65	72.89
B_2089_A		457.9	ug/L	1.626	0.3551	445.1
Ba4554_R		2,381	ug/L	12.81	0.5379	141,000
Be3130_R		55.50	ug/L	0.2221	0.4002	5,655
Ca3158_R		37,170	ug/L	221.4	0.5957	60,130
Cd2265_A		254.6	ug/L	1.086	0.4264	4,249
Co2286_A		498.9	ug/L	3.545	0.7106	1,977
Cr2677_A		2,223	ug/L	90.43	4.069	33,530
Cu3273_A		308.4	ug/L	11.18	3.624	4,411
Fe2599_R		103,300	ug/L	677.0	0.6552	205,000
K_7664_R		11,970	ug/L	53.96	0.4507	7,937
Li6707_R		594.6	ug/L	2.555	0.4296	6,593
Mg2025_A		11,710	ug/L	38.55	0.3291	2,233
Mn2576_R		743.2	ug/L	3.130	0.4212	8,431
Mo2020_A		271.0	ug/L	1.233	0.4549	589.0
Na5895_R		7,550	ug/L	58.27	0.7719	14,880
Ni2316_A		516.1	ug/L	3.268	0.6331	1,275
Pb2203_A		6,018	ug/L	11.48	0.1907	6,768
Sb2068_A		49.53	ug/L	2.661	5.373	28.32
Se1960_A		89.02	ug/L	1.945	2.185	21.51
Si2516_R		5,437	ug/L	26.93	0.4954	3,179
Sn1899_A		477.0	ug/L	0.4906	0.1028	264.2
Sr4215_R		668.1	ug/L	3.484	0.5215	54,000
Ti3349_A		1,597	ug/L	61.95	3.879	52,840
Tl1908_A		91.00	ug/L	1.179	1.296	38.98
V_2924_A		693.3	ug/L	26.05	3.758	11,230
Zn2062_A		2,056	ug/L	13.14	0.6392	6,810
Y_3600_R		24,858	Cts/S	439.33	1.7674	24,858
Y_2243_A		9,351.4	Cts/S	51.045	0.54585	9,351.4
Y_3600_A		256,280	Cts/S	7,232.1	2.8220	256,280

SE6778-005

Method Name: K6010-2011

Method Revision: 50

SE6778-005

Method Name: K6010-2011
 Analyst Name: EAM
 Acquire Date: 10/26/2011 10:54:05PM

Method Revision: 50

Sample Type: Unknown

Elem	Flags	Avg	Units	Stddev	%RSD	Intensity Ratio
Ag3280_A		0.6995	ug/L	0.5611	80.21	-559.4
Al3961_R		86,140	ug/L	692.4	0.8038	76,100
As1891_A		68.67	ug/L	0.2719	0.3960	13.64
Au2427_A		-3.525	ug/L	0.5674	16.10	84.88
B_2089_A		6.779	ug/L	1.012	14.92	8.510
Ba4554_R		1,052	ug/L	1.470	0.1398	61,540
Be3130_R		5.754	ug/L	0.05182	0.9006	567.1
Ca3158_R		70,900	ug/L	15.13	0.02134	113,300
Cd2265_A		0.02539	ug/L	0.03209	126.4	177.5
Co2286_A		30.57	ug/L	0.05716	0.1870	129.5
Cr2677_A		61.11	ug/L	0.2455	0.4018	929.6
Cu3273_A		7.813	ug/L	0.1281	1.639	35.86
Fe2599_R		141,200	ug/L	1,246	0.8823	276,600
K_7664_R		688.4	ug/L	18.60	2.703	460.3
Li6707_R		80.47	ug/L	0.7511	0.9334	878.6
Mg2025_A		4,368	ug/L	5.533	0.1267	824.0
Mn2576_R		399.7	ug/L	0.9087	0.2274	4,487
Mo2020_A		1.114	ug/L	0.1806	16.21	1.404
Na5895_R		638.6	ug/L	6.115	0.9575	1,271
Ni2316_A		35.95	ug/L	0.02952	0.08211	76.01
Pb2203_A		79.51	ug/L	0.2252	0.2832	80.35
Sb2068_A		-2.513	ug/L	0.4388	17.46	2.186
Se1960_A		0.6169	ug/L	5.078	823.1	3.187
Si2516_R		4,705	ug/L	2.561	0.05444	2,714
Sn1899_A		13.92	ug/L	0.9043	6.497	8.896
Sr4215_R		271.2	ug/L	0.004937	0.001820	21,600
Ti3349_A		330.6	ug/L	2.635	0.7970	10,690
Tl1908_A		-1.378	ug/L	0.9707	70.44	-2.044
V_2924_A		189.8	ug/L	1.445	0.7612	3,065
Zn2062_A		24.03	ug/L	0.03222	0.1341	79.19
Y_3600_R		24,543	Cts/S	137.06	0.55842	24,543
Y_2243_A		9,255.8	Cts/S	3.3089	0.035749	9,255.8
Y_3600_A		251,100	Cts/S	4,238.2	1.6879	251,100

SE6778-006

Method Name: K6010-2011
 Analyst Name: EAM
 Acquire Date: 10/26/2011 10:58:42PM

Method Revision: 50

Sample Type: Unknown

Elem	Flags	Avg	Units	Stddev	%RSD	Intensity Ratio
Ag3280_A		0.9490	ug/L	0.4493	47.35	-191.4
Al3961_R		59,790	ug/L	491.3	0.8216	51,850
As1891_A		24.80	ug/L	0.2762	1.114	4.554
Au2427_A		-0.06402	ug/L	0.09884	154.4	34.77
B_2089_A		17.75	ug/L	0.3361	1.893	19.11
Ba4554_R		419.0	ug/L	4.452	1.062	24,120
Be3130_R		1.670	ug/L	0.07648	4.578	116.6
Ca3158_R		14,260	ug/L	118.6	0.8314	22,330
Cd2265_A		17.99	ug/L	0.09123	0.5071	346.3
Co2286_A		9.353	ug/L	0.04241	0.4535	50.39
Cr2677_A		89.66	ug/L	0.6075	0.6775	1,345
Cu3273_A		188.9	ug/L	2.754	1.458	2,671
Fe2599_R		44,820	ug/L	402.9	0.8989	86,150
K_7664_R		1,398	ug/L	56.81	4.064	906.7
Li6707_R		35.36	ug/L	1.112	3.145	377.3
Mg2025_A		2,465	ug/L	7.776	0.3155	467.4
Mn2576_R		298.1	ug/L	3.244	1.088	3,281
Mo2020_A		3.500	ug/L	0.1907	5.448	6.646

SE6778-006

Method Name: K6010-2011
 Analyst Name: EAM
 Acquire Date: 10/26/2011 10:58:42PM

Method Revision: 50

Sample Type: Unknown

Elem	Flags	Avg	Units	Stddev	%RSD	Intensity Ratio
Na5895_R		314.1	ug/L	0.1157	0.03682	628.8
Ni2316_A		20.03	ug/L	0.1184	0.5911	45.21
Pb2203_A		323.3	ug/L	0.2671	0.08261	356.8
Sb2068_A		-0.1074	ug/L	0.3353	312.3	1.795
Se1960_A		3.019	ug/L	1.353	44.82	3.224
Si2516_R		5,087	ug/L	53.53	1.052	2,883
Sn1899_A		24.55	ug/L	0.4123	1.680	14.83
Sr4215_R		106.8	ug/L	1.094	1.024	8,303
Ti3349_A		845.5	ug/L	9.211	1.089	27,550
Tl1908_A		-1.749	ug/L	0.4138	23.65	-1.969
V_2924_A		101.7	ug/L	0.8542	0.8398	1,646
Zn2062_A		303.3	ug/L	1.558	0.5138	1,005
Y_3600_R		24,085	Cts/S	64.099	0.26613	24,085
Y_2243_A		9,341.6	Cts/S	42.494	0.45489	9,341.6
Y_3600_A		252,560	Cts/S	3,023.3	1.1970	252,560

SE6778-007

Method Name: K6010-2011
 Analyst Name: EAM
 Acquire Date: 10/26/2011 11:03:13PM

Method Revision: 50

Sample Type: Unknown

Elem	Flags	Avg	Units	Stddev	%RSD	Intensity Ratio
Ag3280_A		0.01845	ug/L	0.3160	1,713	-567.6
Al3961_R		122,000	ug/L	122.3	0.1002	55,530
As1891_A		75.59	ug/L	0.1148	0.1519	3.830
Au2427_A		-2.972	ug/L	1.798	60.49	92.61
B_2089_A		18.61	ug/L	0.1575	0.8462	11.34
Ba4554_R		540.2	ug/L	2.285	0.4230	16,350
Be3130_R		14.95	ug/L	0.1606	1.074	763.8
Ca3158_R		59,600	ug/L	136.0	0.2282	49,020
Cd2265_A		0.3827	ug/L	0.3491	91.23	177.8
Co2286_A		66.64	ug/L	0.5363	0.8046	146.3
Cr2677_A		147.7	ug/L	2.164	1.465	1,159
Cu3273_A		14.50	ug/L	0.4824	3.328	32.35
Fe2599_R		267,100	ug/L	1,492	0.5587	269,500
K_7664_R		2,102	ug/L	17.11	0.8138	718.3
Li6707_R		105.3	ug/L	5.268	5.004	591.0
Mg2025_A		11,940	ug/L	2.133	0.01786	1,175
Mn2576_R		982.7	ug/L	3.958	0.4027	5,676
Mo2020_A		0.5478	ug/L	0.4803	87.68	-0.4165
Na5895_R		1,085	ug/L	17.19	1.585	1,117
Ni2316_A		78.00	ug/L	0.2633	0.3375	87.73
Pb2203_A		105.6	ug/L	0.4989	0.4724	56.17
Sb2068_A		-3.250	ug/L	0.1077	3.314	2.464
Se1960_A		0.9218	ug/L	0.4288	46.52	3.085
Si2516_R		5,002	ug/L	2.849	0.05695	1,490
Sn1899_A		15.41	ug/L	0.7384	4.791	5.742
Sr4215_R		439.3	ug/L	0.6316	0.1438	18,000
Ti3349_A		722.1	ug/L	10.82	1.499	12,120
Tl1908_A		-4.124	ug/L	0.6000	14.55	-2.566
V_2924_A		364.0	ug/L	4.835	1.328	3,048
Zn2062_A		78.42	ug/L	0.7014	0.8944	134.5
Y_3600_R		25,282	Cts/S	13.768	0.054459	25,282
Y_2243_A		9,650.5	Cts/S	3.0552	0.031659	9,650.5
Y_3600_A		260,590	Cts/S	4,130.4	1.5850	260,590

SE6778-007L

Method Name: K6010-2011

Method Revision: 50

SE6778-007L

Method Name: K6010-2011
 Analyst Name: EAM
 Acquire Date: 10/26/2011 11:07:52PM

Method Revision: 50

Sample Type: Unknown

Elem	Flags	Avg	Units	Stddev	%RSD	Intensity Ratio
Ag3280_A		2.586	ug/L	2.375	91.84	-140.1
Al3961_R		127,300	ug/L	5.078	0.003989	11,210
As1891_A		79.29	ug/L	7.126	8.988	-0.2225
Au2427_A		-0.2940	ug/L	2.342	796.5	20.77
B_2089_A		26.17	ug/L	2.447	9.353	4.617
Ba4554_R		564.5	ug/L	3.098	0.5488	3,380
Be3130_R		15.52	ug/L	0.2205	1.421	150.4
Ca3158_R		63,090	ug/L	49.01	0.07767	9,990
Cd2265_A		0.4889	ug/L	0.1657	33.89	35.16
Co2286_A		72.77	ug/L	1.368	1.879	35.57
Cr2677_A		156.5	ug/L	1.293	0.8266	244.0
Cu3273_A		14.31	ug/L	5.418	37.86	2.427
Fe2599_R		281,500	ug/L	360.8	0.1282	54,850
K_7664_R		1,664	ug/L	406.5	24.43	118.5
Li6707_R		147.7	ug/L	15.42	10.44	158.1
Mg2025_A		12,850	ug/L	4.189	0.03261	243.0
Mn2576_R		1,034	ug/L	4.401	0.4255	1,159
Mo2020_A		3.693	ug/L	1.521	41.19	-0.1489
Na5895_R		1,102	ug/L	145.4	13.19	243.4
Ni2316_A		85.11	ug/L	0.06538	0.07682	18.03
Pb2203_A		118.6	ug/L	5.842	4.926	11.96
Sb2068_A		-19.24	ug/L	11.60	60.30	0.4691
Se1960_A		9.928	ug/L	18.87	190.1	2.425
Si2516_R		5,371	ug/L	105.2	1.958	317.6
Sn1899_A		20.77	ug/L	0.3189	1.535	2.467
Sr4215_R		461.1	ug/L	2.304	0.4997	3,593
Ti3349_A		752.1	ug/L	10.74	1.427	2,440
Tl1908_A		-6.017	ug/L	0.5007	8.322	-0.8987
V_2924_A		375.1	ug/L	5.299	1.413	613.0
Zn2062_A		84.12	ug/L	0.8449	1.004	28.45
Y_3600_R		24,418	Cts/S	76.532	0.31343	24,418
Y_2243_A		9,373.2	Cts/S	40.021	0.42697	9,373.2
Y_3600_A		254,940	Cts/S	3,156.3	1.2380	254,940

SE6778-007A

Method Name: K6010-2011
 Analyst Name: EAM
 Acquire Date: 10/26/2011 11:12:27PM

Method Revision: 50

Sample Type: Unknown

Elem	Flags	Avg	Units	Stddev	%RSD	Intensity Ratio
Ag3280_A		955.4	ug/L	9.296	0.9730	11,120
Al3961_R		140,100	ug/L	174.2	0.1243	62,780
As1891_A		995.0	ug/L	1.017	0.1022	163.2
Au2427_A		-2.912	ug/L	1.629	55.95	100.5
B_2089_A		926.0	ug/L	1.374	0.1484	462.5
Ba4554_R		1,441	ug/L	2.520	0.1750	42,760
Be3130_R		985.9	ug/L	0.2753	0.02792	51,060
Ca3158_R		68,830	ug/L	141.8	0.2061	55,730
Cd2265_A		907.5	ug/L	1.327	0.1462	7,659
Co2286_A		997.6	ug/L	1.995	0.2000	2,009
Cr2677_A		1,062	ug/L	11.72	1.103	8,086
Cu3273_A		960.7	ug/L	8.452	0.8798	6,940
Fe2599_R		279,300	ug/L	2,215	0.7932	277,400
K_7664_R		20,180	ug/L	22.22	0.1101	6,701
Li6707_R		1,030	ug/L	0.5350	0.05193	5,719
Mg2025_A		21,750	ug/L	27.90	0.1283	2,114
Mn2576_R		1,907	ug/L	2.751	0.1443	10,830
Mo2020_A		925.2	ug/L	7.345	0.7939	1,024

SE6778-007A

Method Name: K6010-2011
 Analyst Name: EAM
 Acquire Date: 10/26/2011 11:12:27PM

Method Revision: 50

Sample Type: Unknown

Elem	Flags	Avg	Units	Stddev	%RSD	Intensity Ratio
Na5895_R		10,740	ug/L	69.91	0.6507	10,610
Ni2316_A		995.3	ug/L	2.984	0.2999	1,250
Pb2203_A		1,024	ug/L	0.05277	0.005156	582.0
Sb2068_A		918.1	ug/L	3.608	0.3929	186.6
Se1960_A		916.5	ug/L	1.634	0.1782	96.42
Si2516_R		5,455	ug/L	17.77	0.3258	1,602
Sn1899_A		998.6	ug/L	4.081	0.4087	281.7
Sr4215_R		1,332	ug/L	1.088	0.08168	53,910
Ti3349_A		1,640	ug/L	15.68	0.9562	27,280
Ti1908_A		907.9	ug/L	1.663	0.1832	209.6
V_2924_A		1,305	ug/L	13.71	1.051	10,690
Zn2062_A		1,001	ug/L	2.522	0.2520	1,689
Y_3600_R		24,888	Cts/S	140.28	0.56362	24,888
Y_2243_A		9,527.7	Cts/S	23.102	0.24247	9,527.7
Y_3600_A		257,760	Cts/S	2,971.7	1.1529	257,760

SE6778-007D

Method Name: K6010-2011
 Analyst Name: EAM
 Acquire Date: 10/26/2011 11:17:00PM

Method Revision: 50

Sample Type: Unknown

Elem	Flags	Avg	Units	Stddev	%RSD	Intensity Ratio
Ag3280_A		0.4727	ug/L	0.01277	2.700	-189.5
Al3961_R		75,640	ug/L	22.35	0.02955	34,960
As1891_A		43.97	ug/L	0.2856	0.6495	4.052
Au2427_A		0.6703	ug/L	1.060	158.2	33.30
B_2089_A		15.52	ug/L	0.3110	2.003	9.878
Ba4554_R		450.5	ug/L	0.2160	0.04794	13,870
Be3130_R		6.998	ug/L	0.06730	0.9616	351.9
Ca3158_R		40,420	ug/L	109.9	0.2720	33,740
Cd2265_A		-0.02979	ug/L	0.06976	234.2	49.91
Co2286_A		29.16	ug/L	0.06540	0.2242	68.61
Cr2677_A		96.74	ug/L	0.9578	0.9901	753.8
Cu3273_A		11.82	ug/L	0.8321	7.041	60.98
Fe2599_R		78,550	ug/L	380.4	0.4842	80,460
K_7664_R		1,573	ug/L	51.73	3.289	548.3
Li6707_R		71.28	ug/L	0.2222	0.3118	405.3
Mg2025_A		6,488	ug/L	19.96	0.3077	637.8
Mn2576_R		556.9	ug/L	2.536	0.4554	3,265
Mo2020_A		3.880	ug/L	0.03290	0.8480	3.377
Na5895_R		777.9	ug/L	1.214	0.1561	822.2
Ni2316_A		36.10	ug/L	0.1345	0.3727	42.16
Pb2203_A		77.18	ug/L	3.364	4.359	40.12
Sb2068_A		-4.762	ug/L	2.599	54.57	0.6578
Se1960_A		2.152	ug/L	1.268	58.91	2.749
Si2516_R		4,546	ug/L	30.92	0.6801	1,378
Sn1899_A		14.27	ug/L	0.1989	1.394	5.427
Sr4215_R		316.2	ug/L	0.05060	0.01601	13,140
Ti3349_A		630.2	ug/L	6.013	0.9542	10,580
Ti1908_A		-5.019	ug/L	1.540	30.68	-2.141
V_2924_A		120.9	ug/L	0.3195	0.2644	1,010
Zn2062_A		49.50	ug/L	0.05013	0.1013	85.24
Y_3600_R		25,671	Cts/S	392.57	1.5292	25,671
Y_2243_A		9,668.8	Cts/S	33.709	0.34863	9,668.8
Y_3600_A		260,760	Cts/S	3,117.0	1.1953	260,760

CCV

Method Name: K6010-2011

Method Revision: 50

CCV

Method Name: K6010-2011
 Analyst Name: EAM
 Acquire Date: 10/26/2011 11:21:35PM

Method Revision: 50

Sample Type: QC

Elem	Flags	Avg	Units	Stddev	%RSD	Intensity Ratio
Ag3280_A		497.9	ug/L	1.272	0.2554	11,760
Al3961_R		12,580	ug/L	142.1	1.129	10,920
As1891_A		495.4	ug/L	2.571	0.5190	163.7
Au2427_A		500.8	ug/L	4.520	0.9027	1,904
B_2089_A		497.2	ug/L	0.9658	0.1942	477.6
Ba4554_R		484.9	ug/L	0.3473	0.07162	27,840
Be3130_R		506.0	ug/L	3.535	0.6987	50,650
Ca3158_R		12,420	ug/L	34.03	0.2740	19,400
Cd2265_A		491.3	ug/L	0.7840	0.1596	7,805
Co2286_A		499.5	ug/L	0.2817	0.05639	1,931
Cr2677_A		487.8	ug/L	2.823	0.5787	7,189
Cu3273_A		492.5	ug/L	3.481	0.7067	6,973
Fe2599_R		12,560	ug/L	130.9	1.042	24,100
K_7664_R		12,140	ug/L	38.45	0.3166	7,786
Li6707_R		500.3	ug/L	1.674	0.3345	5,365
Mg2025_A		12,600	ug/L	9.674	0.07676	2,357
Mn2576_R		500.2	ug/L	4.653	0.9301	5,484
Mo2020_A		493.7	ug/L	2.525	0.5116	1,052
Na5895_R	W	11,800	ug/L	27.97	0.2371	22,470
Ni2316_A		500.2	ug/L	0.1344	0.02686	1,219
Pb2203_A		498.0	ug/L	0.9756	0.1959	548.9
Sb2068_A		475.0	ug/L	7.260	1.528	183.5
Se1960_A		492.7	ug/L	2.850	0.5784	98.73
Si2516_R		12,620	ug/L	67.80	0.5372	7,130
Sn1899_A		499.1	ug/L	1.113	0.2230	270.9
Sr4215_R		493.8	ug/L	1.936	0.3922	38,580
Ti3349_A		489.6	ug/L	2.651	0.5415	15,800
Tl1908_A		500.1	ug/L	2.966	0.5930	223.6
V_2924_A		500.1	ug/L	0.8079	0.1615	7,921
Zn2062_A		495.9	ug/L	1.001	0.2018	1,611
Y_3600_R		24,041	Cts/S	13.282	0.055248	24,041
Y_2243_A		9,166.8	Cts/S	18.179	0.19831	9,166.8
Y_3600_A		250,140	Cts/S	613.01	0.24507	250,140

CCB

Method Name: K6010-2011
 Analyst Name: EAM
 Acquire Date: 10/26/2011 11:26:00PM

Method Revision: 50

Sample Type: QC

Elem	Flags	Avg	Units	Stddev	%RSD	Intensity Ratio
Ag3280_A		0.4274	ug/L	0.1714	40.10	-26.51
Al3961_R		-11.72	ug/L	4.910	41.91	10.39
As1891_A		3.101	ug/L	0.5441	17.55	-0.1962
Au2427_A		1.070	ug/L	0.09427	8.814	4.946
B_2089_A		0.3839	ug/L	0.3508	91.37	2.466
Ba4554_R		-0.1933	ug/L	0.1893	97.93	87.66
Be3130_R		0.04670	ug/L	0.06215	133.1	1.325
Ca3158_R		4.035	ug/L	5.809	144.0	-36.51
Cd2265_A		0.04971	ug/L	0.01777	35.75	-0.9040
Co2286_A		0.1069	ug/L	0.009375	8.771	6.170
Cr2677_A		0.09382	ug/L	0.1067	113.7	6.147
Cu3273_A		0.2288	ug/L	0.5444	238.0	-0.2895
Fe2599_R		2.133	ug/L	1.061	49.74	7.606
K_7664_R		-43.50	ug/L	34.94	80.32	-17.70
Li6707_R		5.140	ug/L	1.217	23.67	52.72
Mg2025_A		1.399	ug/L	3.298	235.7	-2.846
Mn2576_R		-0.09211	ug/L	0.1951	211.8	4.964
Mo2020_A		2.022	ug/L	0.3221	15.93	3.400

CCB

Method Name: K6010-2011
 Analyst Name: EAM
 Acquire Date: 10/26/2011 11:26:00PM

Method Revision: 50

Sample Type: QC

Elem	Flags	Avg	Units	Stddev	%RSD	Intensity Ratio
Na5895_R		-5.560	ug/L	8.375	150.6	19.57
Ni2316_A		0.3191	ug/L	0.1163	36.43	-0.03247
Pb2203_A		0.5832	ug/L	0.6269	107.5	0.1729
Sb2068_A		-0.05778	ug/L	0.4017	695.2	0.7035
Se1960_A		1.718	ug/L	0.04549	2.648	2.345
Si2516_R		8.546	ug/L	2.879	33.69	15.72
Sn1899_A		0.4888	ug/L	0.2956	60.47	1.559
Sr4215_R		0.1453	ug/L	0.07215	49.65	-60.28
Ti3349_A		0.4567	ug/L	0.2163	47.37	-22.31
Tl1908_A		0.3791	ug/L	0.6895	181.9	-0.2003
V_2924_A		0.2059	ug/L	0.03009	14.61	1.051
Zn2062_A		-0.1033	ug/L	0.004614	4.465	0.1965
Y_3600_R		24,150	Cts/S	304.28	1.2600	24,150
Y_2243_A		9,193.2	Cts/S	15.673	0.17048	9,193.2
Y_3600_A		252,370	Cts/S	2,324.2	0.92097	252,370

SE6778-007S

Method Name: K6010-2011
 Analyst Name: EAM
 Acquire Date: 10/26/2011 11:30:33PM

Method Revision: 50

Sample Type: Unknown

Elem	Flags	Avg	Units	Stddev	%RSD	Intensity Ratio
Ag3280_A		46.74	ug/L	1.210	2.589	-295.8
Al3961_R		218,200	ug/L	690.4	0.3163	97,100
As1891_A		210.8	ug/L	4.444	2.108	21.99
Au2427_A		-1.544	ug/L	1.546	100.2	147.9
B_2089_A		383.2	ug/L	0.7153	0.1867	187.2
Ba4554_R		2,553	ug/L	0.1519	0.005950	75,210
Be3130_R		69.47	ug/L	0.1752	0.2522	3,539
Ca3158_R		62,400	ug/L	187.0	0.2997	50,190
Cd2265_A		239.6	ug/L	0.09093	0.03795	2,202
Co2286_A		588.0	ug/L	0.3330	0.05663	1,165
Cr2677_A		436.7	ug/L	1.877	0.4297	3,264
Cu3273_A		269.5	ug/L	0.3380	0.1254	1,805
Fe2599_R		427,200	ug/L	1,449	0.3391	421,400
K_7664_R		12,150	ug/L	107.9	0.8883	4,011
Li6707_R		648.8	ug/L	0.01960	0.003022	3,576
Mg2025_A		22,030	ug/L	15.80	0.07172	2,096
Mn2576_R		1,598	ug/L	6.748	0.4223	9,021
Mo2020_A		261.7	ug/L	1.572	0.6008	282.7
Na5895_R		8,195	ug/L	28.24	0.3446	8,047
Ni2316_A		612.6	ug/L	1.659	0.2709	741.2
Pb2203_A		215.9	ug/L	0.5126	0.2374	111.8
Sb2068_A		45.35	ug/L	1.284	2.832	13.28
Se1960_A		84.49	ug/L	2.725	3.225	11.92
Si2516_R		6,751	ug/L	44.63	0.6610	1,962
Sn1899_A		465.1	ug/L	3.489	0.7503	129.1
Sr4215_R		914.5	ug/L	2.568	0.2808	36,730
Ti3349_A		1,325	ug/L	10.63	0.8025	21,450
Tl1908_A		93.26	ug/L	0.8437	0.9048	18.54
V_2924_A		1,231	ug/L	9.167	0.7448	9,878
Zn2062_A		595.7	ug/L	1.227	0.2059	984.5
Y_3600_R		24,720	Cts/S	13.720	0.055503	24,720
Y_2243_A		9,321.8	Cts/S	11.056	0.11861	9,321.8
Y_3600_A		251,010	Cts/S	2,422.6	0.96516	251,010

SE6778-008

Method Name: K6010-2011

Method Revision: 50

SE6778-008

Method Name: K6010-2011
 Analyst Name: EAM
 Acquire Date: 10/26/2011 11:35:09PM

Method Revision: 50

Sample Type: Unknown

Elem	Flags	Avg	Units	Stddev	%RSD	Intensity Ratio
Ag3280_A		0.1774	ug/L	0.1064	59.94	-178.6
Al3961_R		94,840	ug/L	232.6	0.2452	83,810
As1891_A		12.50	ug/L	1.049	8.396	0.9047
Au2427_A		-0.4095	ug/L	1.402	342.3	25.85
B_2089_A		11.81	ug/L	0.9402	7.959	13.48
Ba4554_R		168.5	ug/L	0.6113	0.3628	9,944
Be3130_R		1.391	ug/L	0.01111	0.7992	74.27
Ca3158_R		20,210	ug/L	88.71	0.4389	32,270
Cd2265_A		0.3968	ug/L	0.09812	24.73	50.84
Co2286_A		6.087	ug/L	0.02904	0.4771	39.95
Cr2677_A		114.9	ug/L	0.2754	0.2396	1,728
Cu3273_A		13.58	ug/L	0.1833	1.350	164.4
Fe2599_R		35,950	ug/L	193.3	0.5377	70,420
K_7664_R		1,811	ug/L	20.12	1.111	1,195
Li6707_R		39.13	ug/L	1.221	3.121	425.8
Mg2025_A		3,667	ug/L	6.297	0.1717	700.0
Mn2576_R		142.2	ug/L	1.336	0.9390	1,600
Mo2020_A		2.589	ug/L	0.04105	1.586	4.687
Na5895_R		179.7	ug/L	13.26	7.380	379.9
Ni2316_A		21.13	ug/L	0.06076	0.2876	48.88
Pb2203_A		60.27	ug/L	0.4212	0.6989	55.06
Sb2068_A		-1.821	ug/L	0.1962	10.77	1.221
Se1960_A		2.974	ug/L	0.09392	3.158	3.453
Si2516_R		4,394	ug/L	10.18	0.2317	2,540
Sn1899_A		14.06	ug/L	0.2887	2.053	9.097
Sr4215_R		177.0	ug/L	0.1104	0.06238	14,070
Ti3349_A		1,119	ug/L	1.096	0.09794	36,660
Tl1908_A		-0.8244	ug/L	0.3613	43.83	-1.450
V_2924_A		113.2	ug/L	0.6959	0.6147	1,840
Zn2062_A		69.92	ug/L	0.1881	0.2691	232.8
Y_3600_R		24,548	Cts/S	473.90	1.9305	24,548
Y_2243_A		9,381.8	Cts/S	49.096	0.52331	9,381.8
Y_3600_A		253,790	Cts/S	309.65	0.12201	253,790

SE6778-009

Method Name: K6010-2011
 Analyst Name: EAM
 Acquire Date: 10/26/2011 11:39:39PM

Method Revision: 50

Sample Type: Unknown

Elem	Flags	Avg	Units	Stddev	%RSD	Intensity Ratio
Ag3280_A		-0.4594	ug/L	0.1177	25.61	-272.3
Al3961_R		111,000	ug/L	695.8	0.6268	98,820
As1891_A		18.48	ug/L	0.5576	3.018	1.643
Au2427_A		0.2479	ug/L	0.06651	26.83	42.39
B_2089_A		11.55	ug/L	0.8554	7.404	13.24
Ba4554_R		194.6	ug/L	0.5157	0.2651	11,550
Be3130_R		3.747	ug/L	0.01115	0.2976	337.1
Ca3158_R		25,590	ug/L	37.09	0.1449	41,180
Cd2265_A		0.03190	ug/L	0.08487	266.0	73.16
Co2286_A		9.470	ug/L	0.1592	1.681	50.88
Cr2677_A		91.32	ug/L	0.08478	0.09283	1,359
Cu3273_A		6.877	ug/L	0.1249	1.816	59.39
Fe2599_R		57,880	ug/L	326.0	0.5632	114,200
K_7664_R		589.7	ug/L	28.42	4.819	398.8
Li6707_R		80.56	ug/L	0.04212	0.05229	886.3
Mg2025_A		2,747	ug/L	1.144	0.04166	524.5
Mn2576_R		110.9	ug/L	0.1350	0.1217	1,262
Mo2020_A		2.288	ug/L	0.09654	4.220	4.015

SE6778-009

Method Name: K6010-2011
 Analyst Name: EAM
 Acquire Date: 10/26/2011 11:39:39PM

Method Revision: 50

Sample Type: Unknown

Elem	Flags	Avg	Units	Stddev	%RSD	Intensity Ratio
Na5895_R		526.6	ug/L	3.328	0.6321	1,061
Ni2316_A		13.94	ug/L	0.05755	0.4128	29.14
Pb2203_A		98.01	ug/L	0.1453	0.1483	96.27
Sb2068_A		-2.514	ug/L	0.3079	12.25	1.246
Se1960_A		0.5085	ug/L	0.9832	193.3	3.143
Si2516_R		5,076	ug/L	52.62	1.037	2,953
Sn1899_A		15.86	ug/L	0.3224	2.032	10.10
Sr4215_R		158.2	ug/L	0.3958	0.2502	12,670
Ti3349_A		793.5	ug/L	1.778	0.2240	25,630
Tl1908_A		-2.980	ug/L	0.3992	13.40	-2.410
V_2924_A		149.1	ug/L	1.184	0.7943	2,391
Zn2062_A		24.64	ug/L	0.09107	0.3696	82.29
Y_3600_R		24,732	Cts/S	39.885	0.16127	24,732
Y_2243_A		9,392.4	Cts/S	19.359	0.20612	9,392.4
Y_3600_A		250,300	Cts/S	59.866	0.023917	250,300

SE6778-010

Method Name: K6010-2011
 Analyst Name: EAM
 Acquire Date: 10/26/2011 11:44:16PM

Method Revision: 50

Sample Type: Unknown

Elem	Flags	Avg	Units	Stddev	%RSD	Intensity Ratio
Ag3280_A		0.1974	ug/L	0.1239	62.79	-229.3
Al3961_R		74,410	ug/L	642.1	0.8630	65,000
As1891_A		25.64	ug/L	0.9603	3.745	4.421
Au2427_A		-0.9552	ug/L	0.7233	75.72	34.66
B_2089_A		11.19	ug/L	0.1672	1.495	12.76
Ba4554_R		234.9	ug/L	0.2732	0.1163	13,670
Be3130_R		1.694	ug/L	0.05207	3.074	109.6
Ca3158_R		46,470	ug/L	106.2	0.2285	73,400
Cd2265_A		2.768	ug/L	0.09434	3.408	108.1
Co2286_A		7.269	ug/L	0.04880	0.6713	43.63
Cr2677_A		87.57	ug/L	0.1234	0.1409	1,277
Cu3273_A		38.39	ug/L	0.02274	0.05923	497.3
Fe2599_R		51,480	ug/L	623.2	1.211	99,690
K_7664_R		1,580	ug/L	36.70	2.322	1,032
Li6707_R		41.67	ug/L	0.3136	0.7524	448.6
Mg2025_A		3,363	ug/L	7.804	0.2321	634.8
Mn2576_R		235.6	ug/L	0.9472	0.4020	2,615
Mo2020_A		3.321	ug/L	0.03848	1.159	6.189
Na5895_R		270.2	ug/L	0.4995	0.1849	549.1
Ni2316_A		23.70	ug/L	0.09823	0.4145	53.41
Pb2203_A		130.6	ug/L	0.5603	0.4290	136.7
Sb2068_A		-0.8392	ug/L	0.4076	48.57	1.621
Se1960_A		1.681	ug/L	0.8010	47.66	3.063
Si2516_R		4,661	ug/L	23.13	0.4962	2,662
Sn1899_A		21.05	ug/L	0.1633	0.7756	12.82
Sr4215_R		119.9	ug/L	0.4257	0.3550	9,401
Ti3349_A		1,032	ug/L	2.270	0.2200	32,650
Tl1908_A		-1.141	ug/L	0.7659	67.14	-1.820
V_2924_A		167.3	ug/L	0.2428	0.1452	2,627
Zn2062_A		139.9	ug/L	0.1541	0.1101	460.7
Y_3600_R		24,267	Cts/S	34.652	0.14280	24,267
Y_2243_A		9,280.2	Cts/S	6.9078	0.074436	9,280.2
Y_3600_A		245,250	Cts/S	976.28	0.39808	245,250

SE6778-011

Method Name: K6010-2011

Method Revision: 50

SE6778-011

Method Name: K6010-2011
 Analyst Name: EAM
 Acquire Date: 10/26/2011 11:48:51PM

Method Revision: 50

Sample Type: Unknown

Elem	Flags	Avg	Units	Stddev	%RSD	Intensity Ratio
Ag3280_A		-0.08791	ug/L	0.02137	24.31	-137.2
Al3961_R		70,610	ug/L	89.54	0.1268	61,720
As1891_A		10.75	ug/L	0.4868	4.526	1.021
Au2427_A		-0.3943	ug/L	0.3315	84.07	16.93
B_2089_A		8.572	ug/L	0.1025	1.196	10.28
Ba4554_R		120.9	ug/L	0.1476	0.1221	7,082
Be3130_R		1.066	ug/L	0.03945	3.702	41.45
Ca3158_R		7,092	ug/L	7.855	0.1108	11,170
Cd2265_A		0.3625	ug/L	0.09925	27.38	34.33
Co2286_A		5.086	ug/L	0.1155	2.271	35.39
Cr2677_A		79.02	ug/L	1.123	1.421	1,183
Cu3273_A		15.35	ug/L	0.04059	0.2644	195.1
Fe2599_R		23,720	ug/L	112.2	0.4728	45,960
K_7664_R		1,159	ug/L	5.070	0.4376	759.4
Li6707_R		36.17	ug/L	1.503	4.155	389.1
Mg2025_A		2,616	ug/L	0.8452	0.03231	494.8
Mn2576_R		100.2	ug/L	0.005056	0.005048	1,116
Mo2020_A		1.886	ug/L	0.1823	9.670	3.139
Na5895_R		124.3	ug/L	12.41	9.978	269.1
Ni2316_A		19.69	ug/L	0.3006	1.526	45.98
Pb2203_A		52.13	ug/L	0.1928	0.3699	48.62
Sb2068_A		-1.936	ug/L	1.637	84.57	0.8071
Se1960_A		2.449	ug/L	1.859	75.91	3.108
Si2516_R		4,377	ug/L	2.080	0.04753	2,502
Sn1899_A		14.98	ug/L	0.2233	1.490	9.536
Sr4215_R		99.75	ug/L	0.02052	0.02057	7,814
Ti3349_A		1,099	ug/L	6.058	0.5513	35,830
Tl1908_A		-2.608	ug/L	0.9042	34.68	-2.121
V_2924_A		72.61	ug/L	0.8419	1.159	1,176
Zn2062_A		80.96	ug/L	0.08288	0.1024	267.7
Y_3600_R		24,278	Cts/S	61.782	0.25447	24,278
Y_2243_A		9,314.0	Cts/S	36.948	0.39669	9,314.0
Y_3600_A		252,630	Cts/S	900.51	0.35646	252,630

SE6778-012

Method Name: K6010-2011
 Analyst Name: EAM
 Acquire Date: 10/26/2011 11:53:23PM

Method Revision: 50

Sample Type: Unknown

Elem	Flags	Avg	Units	Stddev	%RSD	Intensity Ratio
Ag3280_A		0.1416	ug/L	0.03630	25.64	-96.84
Al3961_R		25,800	ug/L	159.0	0.6160	22,950
As1891_A		12.93	ug/L	0.08312	0.6430	2.222
Au2427_A		0.005759	ug/L	0.7903	13,720	13.43
B_2089_A		5.620	ug/L	0.3414	6.075	7.507
Ba4554_R		132.4	ug/L	0.3710	0.2802	7,882
Be3130_R		0.9175	ug/L	0.04537	4.944	64.03
Ca3158_R		8,808	ug/L	14.96	0.1698	14,120
Cd2265_A		10.55	ug/L	0.01366	0.1294	187.2
Co2286_A		2.510	ug/L	0.1156	4.607	19.70
Cr2677_A		87.61	ug/L	1.881	2.147	1,317
Cu3273_A		45.53	ug/L	0.2648	0.5816	640.2
Fe2599_R		15,620	ug/L	0.6475	0.004146	30,780
K_7664_R		437.2	ug/L	29.32	6.705	298.1
Li6707_R		14.23	ug/L	0.2066	1.452	154.1
Mg2025_A		1,094	ug/L	0.4654	0.04253	203.9
Mn2576_R		148.2	ug/L	0.5089	0.3434	1,675
Mo2020_A		5.364	ug/L	0.4176	7.786	10.63

SE6778-012

Method Name: K6010-2011
 Analyst Name: EAM
 Acquire Date: 10/26/2011 11:53:23PM

Method Revision: 50

Sample Type: Unknown

Elem	Flags	Avg	Units	Stddev	%RSD	Intensity Ratio
Na5895_R		159.1	ug/L	1.032	0.6488	341.8
Ni2316_A		12.02	ug/L	0.1676	1.395	27.51
Pb2203_A		189.8	ug/L	0.3828	0.2018	208.4
Sb2068_A		-1.878	ug/L	0.02656	1.414	0.5647
Se1960_A		2.150	ug/L	1.887	87.79	2.688
Si2516_R		3,338	ug/L	25.06	0.7508	1,944
Sn1899_A		14.66	ug/L	0.3691	2.518	9.306
Sr4215_R		132.8	ug/L	0.08534	0.06426	10,610
Ti3349_A		464.6	ug/L	8.849	1.905	15,200
Tl1908_A		-1.485	ug/L	0.7543	50.80	-1.434
V_2924_A		42.94	ug/L	1.208	2.814	694.5
Zn2062_A		188.6	ug/L	0.3554	0.1884	619.8
Y_3600_R		24,697	Cts/S	255.87	1.0360	24,697
Y_2243_A		9,263.0	Cts/S	28.162	0.30403	9,263.0
Y_3600_A		253,950	Cts/S	3,468.8	1.3659	253,950

SE6778-013

Method Name: K6010-2011
 Analyst Name: EAM
 Acquire Date: 10/26/2011 11:58:01PM

Method Revision: 50

Sample Type: Unknown

Elem	Flags	Avg	Units	Stddev	%RSD	Intensity Ratio
Ag3280_A		-0.6928	ug/L	0.06949	10.03	-417.7
Al3961_R		113,200	ug/L	1,095	0.9672	102,300
As1891_A		18.72	ug/L	0.6789	3.627	-0.5548
Au2427_A		-2.059	ug/L	0.1851	8.989	59.30
B_2089_A		12.96	ug/L	0.2155	1.662	14.71
Ba4554_R		313.6	ug/L	0.1895	0.06044	18,840
Be3130_R		10.29	ug/L	0.1663	1.617	1,048
Ca3158_R		46,100	ug/L	102.0	0.2213	75,320
Cd2265_A		-0.04513	ug/L	0.1711	379.2	122.2
Co2286_A		46.66	ug/L	0.04902	0.1051	196.9
Cr2677_A		98.30	ug/L	0.3495	0.3555	1,460
Cu3273_A		6.997	ug/L	0.2755	3.938	45.30
Fe2599_R		96,000	ug/L	1,045	1.089	192,300
K_7664_R		1,056	ug/L	0.5904	0.05590	716.8
Li6707_R		96.72	ug/L	0.2494	0.2578	1,081
Mg2025_A		6,632	ug/L	2.839	0.04280	1,284
Mn2576_R		144.5	ug/L	1.034	0.7157	1,668
Mo2020_A		0.2442	ug/L	0.1871	76.61	-0.4475
Na5895_R		1,224	ug/L	12.53	1.023	2,464
Ni2316_A		43.05	ug/L	0.2513	0.5837	99.74
Pb2203_A		112.9	ug/L	0.6195	0.5488	115.3
Sb2068_A		-3.592	ug/L	0.09136	2.544	1.413
Se1960_A		0.7389	ug/L	1.305	176.6	3.348
Si2516_R		4,498	ug/L	31.83	0.7077	2,656
Sn1899_A		14.42	ug/L	0.6243	4.328	9.407
Sr4215_R		330.7	ug/L	1.542	0.4663	26,950
Ti3349_A		421.5	ug/L	1.483	0.3520	13,520
Tl1908_A		-2.848	ug/L	0.3122	10.96	-2.280
V_2924_A		129.5	ug/L	0.6012	0.4644	2,071
Zn2062_A		31.87	ug/L	0.1420	0.4457	107.5
Y_3600_R		25,104	Cts/S	98.411	0.39202	25,104
Y_2243_A		9,494.3	Cts/S	15.731	0.16568	9,494.3
Y_3600_A		248,990	Cts/S	1,380.1	0.55428	248,990

PBSBJ25ICS1

Method Name: K6010-2011

Method Revision: 50

PBSBJ25ICS1

Method Name: K6010-2011
Analyst Name: EAM
Acquire Date: 10/27/2011 12:02:36AM

Method Revision: 50

Sample Type: Unknown

Elem	Flags	Avg	Units	Stddev	%RSD	Intensity Ratio
Ag3280_A		0.2719	ug/L	0.2219	81.61	-30.68
Al3961_R		11.45	ug/L	2.188	19.12	30.64
As1891_A		-0.4574	ug/L	0.9799	214.2	-1.390
Au2427_A		0.1230	ug/L	0.8035	653.4	1.413
B_2089_A		1.090	ug/L	0.1507	13.83	3.098
Ba4554_R		0.4446	ug/L	0.4747	106.8	124.8
Be3130_R		0.02419	ug/L	0.03853	159.3	-0.8795
Ca3158_R	F	120.5	ug/L	1.227	1.018	147.6
Cd2265_A		0.01848	ug/L	0.06377	345.0	-1.370
Co2286_A		0.1543	ug/L	0.1109	71.84	6.355
Cr2677_A		0.6047	ug/L	0.01926	3.185	13.88
Cu3273_A		3.340	ug/L	1.008	30.17	44.79
Fe2599_R		33.10	ug/L	2.294	6.928	67.66
K_7664_R		-53.49	ug/L	28.29	52.90	-24.30
Li6707_R		0.1021	ug/L	0.9920	971.1	-1.734
Mg2025_A		34.91	ug/L	0.1862	0.5332	3.444
Mn2576_R		0.8234	ug/L	0.2007	24.38	15.15
Mo2020_A		0.4908	ug/L	0.2341	47.70	0.1227
Na5895_R		14.39	ug/L	5.228	36.32	58.01
Ni2316_A		2.674	ug/L	0.02980	1.115	5.720
Pb2203_A		0.1985	ug/L	0.03518	17.72	-0.2543
Sb2068_A		-1.212	ug/L	0.8817	72.72	0.2647
Se1960_A		2.012	ug/L	1.193	59.30	2.403
Si2516_R		16.67	ug/L	3.421	20.53	20.40
Sn1899_A		13.42	ug/L	0.5773	4.303	8.568
Sr4215_R		0.5938	ug/L	0.1609	27.10	-25.05
Ti3349_A		0.4127	ug/L	0.1300	31.50	-23.94
Tl1908_A		-0.6759	ug/L	1.015	150.2	-0.6757
V_2924_A		0.09841	ug/L	0.1795	182.4	-0.5995
Zn2062_A		3.794	ug/L	0.1674	4.413	12.90
Y_3600_R		24,295	Cts/S	304.71	1.2542	24,295
Y_2243_A		9,195.8	Cts/S	92.890	1.0101	9,195.8
Y_3600_A		254,870	Cts/S	3,566.7	1.3994	254,870

LCSOBJ25ICS1

Method Name: K6010-2011
Analyst Name: EAM
Acquire Date: 10/27/2011 12:07:16AM

Method Revision: 50

Sample Type: Unknown

Elem	Flags	Avg	Units	Stddev	%RSD	Intensity Ratio
Ag3280_A		49.17	ug/L	0.8068	1.641	1,119
Al3961_R		2,028	ug/L	74.78	3.688	1,776
As1891_A		100.1	ug/L	0.3933	0.3930	32.13
Au2427_A		0.8055	ug/L	0.6703	83.21	9.728
B_2089_A		476.6	ug/L	0.7441	0.1561	453.0
Ba4554_R		1,986	ug/L	83.04	4.182	113,100
Be3130_R		53.39	ug/L	2.004	3.754	5,290
Ca3158_R		2,624	ug/L	113.1	4.308	4,043
Cd2265_A		254.7	ug/L	0.6860	0.2693	4,027
Co2286_A		515.8	ug/L	1.859	0.3605	1,987
Cr2677_A		203.2	ug/L	4.718	2.322	2,980
Cu3273_A		257.0	ug/L	4.328	1.684	3,617
Fe2599_R		1,059	ug/L	43.74	4.132	2,023
K_7664_R		9,936	ug/L	413.2	4.158	6,336
Li6707_R		498.6	ug/L	20.91	4.194	5,317
Mg2025_A		5,143	ug/L	12.54	0.2438	956.8
Mn2576_R		512.3	ug/L	21.63	4.222	5,584
Mo2020_A		301.6	ug/L	2.014	0.6678	640.3

LCSOBJ25ICS1

Method Name: K6010-2011
Analyst Name: EAM
Acquire Date: 10/27/2011 12:07:16AM

Method Revision: 50

Sample Type: Unknown

Elem	Flags	Avg	Units	Stddev	%RSD	Intensity Ratio
Na5895_R		7,380	ug/L	305.6	4.141	13,990
Ni2316_A		513.1	ug/L	1.793	0.3494	1,247
Pb2203_A		103.2	ug/L	0.8466	0.8204	113.1
Sb2068_A		96.93	ug/L	0.9363	0.9659	37.82
Se1960_A		100.2	ug/L	2.009	2.005	21.63
Si2516_R	W	4,114	ug/L	141.3	3.436	2,319
Sn1899_A		504.5	ug/L	1.714	0.3398	273.0
Sr4215_R		486.2	ug/L	20.59	4.235	37,780
Ti3349_A		496.8	ug/L	5.812	1.170	15,930
Tl1908_A		102.9	ug/L	1.456	1.416	44.35
V_2924_A		516.1	ug/L	10.10	1.957	8,155
Zn2062_A		513.9	ug/L	3.114	0.6059	1,666
Y_3600_R		23,921	Cts/S	707.37	2.9571	23,921
Y_2243_A		9,139.7	Cts/S	54.460	0.59586	9,139.7
Y_3600_A		248,680	Cts/S	3,302.2	1.3279	248,680

SE6618-001

Method Name: K6010-2011
Analyst Name: EAM
Acquire Date: 10/27/2011 12:11:48AM

Method Revision: 50

Sample Type: Unknown

Elem	Flags	Avg	Units	Stddev	%RSD	Intensity Ratio
Ag3280_A		1.315	ug/L	0.06330	4.815	-1,279
Al3961_R		122,900	ug/L	7.071	0.005754	109,900
As1891_A		158.3	ug/L	0.2557	0.1615	32.44
Au2427_A		-0.8062	ug/L	1.368	169.7	260.7
B_2089_A		167.3	ug/L	0.5580	0.3336	160.1
Ba4554_R		221.1	ug/L	0.2627	0.1188	13,170
Be3130_R		5.574	ug/L	0.002243	0.04023	337.0
Ca3158_R		28,710	ug/L	94.20	0.3281	46,410
Cd2265_A		4.434	ug/L	0.7714	17.40	487.8
Co2286_A		139.2	ug/L	1.203	0.8642	581.9
Cr2677_A		272.1	ug/L	3.014	1.107	4,015
Cu3273_A		363.8	ug/L	3.805	1.046	4,894
Fe2599_R	F	333,100	ug/L	6,654	1.997	660,500
K_7664_R		18,480	ug/L	18.18	0.09837	12,240
Li6707_R		304.2	ug/L	1.903	0.6255	3,371
Mg2025_A		55,290	ug/L	269.0	0.4865	10,390
Mn2576_R		3,355	ug/L	10.04	0.2994	38,000
Mo2020_A		43.22	ug/L	0.1798	0.4159	91.51
Na5895_R		60,100	ug/L	65.98	0.1098	118,200
Ni2316_A		296.0	ug/L	1.732	0.5852	696.2
Pb2203_A		298.8	ug/L	1.769	0.5921	323.7
Sb2068_A		2.811	ug/L	1.299	46.20	7.511
Se1960_A		7.013	ug/L	2.463	35.12	5.348
Si2516_R		2,975	ug/L	26.61	0.8942	1,736
Sn1899_A		31.70	ug/L	0.1663	0.5245	18.48
Sr4215_R		273.6	ug/L	0.3973	0.1452	22,060
Ti3349_A		4,042	ug/L	40.03	0.9902	129,000
Tl1908_A		-4.677	ug/L	1.210	25.88	-8.248
V_2924_A		341.5	ug/L	3.201	0.9372	5,440
Zn2062_A		988.5	ug/L	5.034	0.5093	3,224
Y_3600_R		24,848	Cts/S	176.51	0.71036	24,848
Y_2243_A		9,198.3	Cts/S	28.719	0.31222	9,198.3
Y_3600_A		247,010	Cts/S	1,837.5	0.74388	247,010

CCV

Method Name: K6010-2011

Method Revision: 50

CCV

Method Name: K6010-2011
Analyst Name: EAM
Acquire Date: 10/27/2011 12:16:22AM

Method Revision: 50

Sample Type: QC

Elem	Flags	Avg	Units	Stddev	%RSD	Intensity Ratio
Ag3280_A		499.3	ug/L	2.082	0.4171	11,710
Al3961_R		12,760	ug/L	27.36	0.2143	10,970
As1891_A		499.9	ug/L	2.734	0.5470	163.9
Au2427_A		499.7	ug/L	7.290	1.459	1,884
B_2089_A		495.7	ug/L	1.638	0.3305	472.2
Ba4554_R		487.4	ug/L	0.1788	0.03669	27,700
Be3130_R		511.7	ug/L	0.9218	0.1801	50,690
Ca3158_R		12,490	ug/L	15.29	0.1224	19,310
Cd2265_A		492.4	ug/L	0.7983	0.1621	7,757
Co2286_A		502.6	ug/L	0.5776	0.1149	1,926
Cr2677_A		488.3	ug/L	0.02834	0.005804	7,151
Cu3273_A		493.9	ug/L	1.489	0.3015	6,947
Fe2599_R		12,700	ug/L	19.95	0.1571	24,120
K_7664_R		12,210	ug/L	28.15	0.2306	7,747
Li6707_R		501.7	ug/L	1.517	0.3023	5,326
Mg2025_A		12,630	ug/L	22.07	0.1747	2,343
Mn2576_R		505.3	ug/L	1.873	0.3708	5,483
Mo2020_A		493.9	ug/L	4.118	0.8337	1,044
Na5895_R		11,950	ug/L	32.33	0.2706	22,520
Ni2316_A		501.7	ug/L	0.8777	0.1749	1,213
Pb2203_A		499.5	ug/L	1.882	0.3768	545.9
Sb2068_A		475.1	ug/L	6.700	1.410	182.0
Se1960_A		490.2	ug/L	4.887	0.9969	97.41
Si2516_R		12,730	ug/L	3.469	0.02724	7,118
Sn1899_A		502.0	ug/L	0.6725	0.1340	270.2
Sr4215_R		496.1	ug/L	0.2493	0.05025	38,370
Ti3349_A		490.9	ug/L	0.1103	0.02248	15,740
Tl1908_A		504.4	ug/L	0.9343	0.1852	223.6
V_2924_A		503.3	ug/L	1.962	0.3898	7,921
Zn2062_A		498.9	ug/L	0.003732	0.0007481	1,607
Y_3600_R		23,795	Cts/S	94.731	0.39811	23,795
Y_2243_A		9,089.9	Cts/S	24.371	0.26811	9,089.9
Y_3600_A		248,520	Cts/S	571.89	0.23012	248,520

CCB

Method Name: K6010-2011
Analyst Name: EAM
Acquire Date: 10/27/2011 12:20:44AM

Method Revision: 50

Sample Type: QC

Elem	Flags	Avg	Units	Stddev	%RSD	Intensity Ratio
Ag3280_A		0.1183	ug/L	0.09269	78.35	-33.50
Al3961_R		3.123	ug/L	0.3481	11.14	23.19
As1891_A		1.583	ug/L	1.242	78.49	-0.7025
Au2427_A		0.5588	ug/L	0.4695	84.02	3.000
B_2089_A		0.2098	ug/L	0.2258	107.6	2.291
Ba4554_R		-0.1726	ug/L	0.007680	4.448	88.53
Be3130_R		0.08521	ug/L	0.01908	22.40	5.233
Ca3158_R		0.1513	ug/L	0.3950	261.0	-42.45
Cd2265_A		0.03882	ug/L	0.04495	115.8	-1.076
Co2286_A		0.2361	ug/L	0.2016	85.38	6.647
Cr2677_A		0.2225	ug/L	0.3492	156.9	7.950
Cu3273_A		0.3503	ug/L	0.4640	132.4	1.500
Fe2599_R		1.474	ug/L	0.4222	28.64	6.308
K_7664_R		-20.04	ug/L	20.13	100.4	-2.727
Li6707_R		4.657	ug/L	2.449	52.59	47.34
Mg2025_A		-0.5451	ug/L	0.5112	93.78	-3.203
Mn2576_R		-0.4225	ug/L	0.6120	144.8	1.351
Mo2020_A		1.779	ug/L	0.2630	14.78	2.873

CCB

Method Name: K6010-2011
 Analyst Name: EAM
 Acquire Date: 10/27/2011 12:20:44AM

Method Revision: 50

Sample Type: QC

Elem	Flags	Avg	Units	Stddev	%RSD	Intensity Ratio
Na5895_R		-5.413	ug/L	4.573	84.48	19.68
Ni2316_A		0.3964	ug/L	0.2422	61.10	0.1558
Pb2203_A		0.5786	ug/L	0.4926	85.14	0.1655
Sb2068_A		0.6256	ug/L	0.2340	37.41	0.9634
Se1960_A		1.775	ug/L	1.418	79.89	2.350
Si2516_R		2.986	ug/L	2.632	88.17	12.52
Sn1899_A		0.6165	ug/L	0.4092	66.38	1.624
Sr4215_R		0.1630	ug/L	0.1468	90.02	-58.71
Ti3349_A		0.2772	ug/L	0.1110	40.06	-27.83
Tl1908_A		0.5409	ug/L	0.7534	139.3	-0.1272
V_2924_A		0.3553	ug/L	0.09390	26.43	3.424
Zn2062_A		-0.05130	ug/L	0.03025	58.97	0.3644
Y_3600_R		24,084	Cts/S	74.104	0.30769	24,084
Y_2243_A		9,165.2	Cts/S	19.552	0.21333	9,165.2
Y_3600_A		249,460	Cts/S	2,174.0	0.87148	249,460

SE6618-002

Method Name: K6010-2011
 Analyst Name: EAM
 Acquire Date: 10/27/2011 12:25:24AM

Method Revision: 50

Sample Type: Unknown

Elem	Flags	Avg	Units	Stddev	%RSD	Intensity Ratio
Ag3280_A		0.6334	ug/L	0.1177	18.59	-345.0
Al3961_R		36,120	ug/L	238.5	0.6604	32,080
As1891_A		32.91	ug/L	2.169	6.590	4.978
Au2427_A		-0.7084	ug/L	0.9337	131.8	62.10
B_2089_A		35.02	ug/L	0.3132	0.8942	35.21
Ba4554_R		43.20	ug/L	0.3366	0.7791	2,637
Be3130_R		1.130	ug/L	0.02803	2.480	31.49
Ca3158_R		7,626	ug/L	37.55	0.4924	12,210
Cd2265_A		0.5606	ug/L	0.07535	13.44	111.2
Co2286_A		25.79	ug/L	0.1428	0.5537	118.2
Cr2677_A		63.72	ug/L	0.3126	0.4906	958.4
Cu3273_A		34.82	ug/L	0.4013	1.153	438.2
Fe2599_R		82,700	ug/L	712.9	0.8620	162,800
K_7664_R		4,216	ug/L	7.778	0.1845	2,780
Li6707_R		112.1	ug/L	0.8502	0.7587	1,231
Mg2025_A		16,940	ug/L	61.51	0.3630	3,180
Mn2576_R		735.1	ug/L	1.507	0.2050	8,272
Mo2020_A		12.80	ug/L	0.2308	1.804	26.43
Na5895_R		25,230	ug/L	17.45	0.06918	49,290
Ni2316_A		70.69	ug/L	0.6855	0.9697	165.3
Pb2203_A		24.60	ug/L	0.7445	3.026	24.12
Sb2068_A		0.3370	ug/L	0.02399	7.118	2.283
Se1960_A		2.633	ug/L	4.015	152.5	3.050
Si2516_R		3,192	ug/L	26.68	0.8357	1,855
Sn1899_A		14.90	ug/L	0.3488	2.341	9.366
Sr4215_R		79.59	ug/L	0.3860	0.4850	6,319
Ti3349_A		1,394	ug/L	2.736	0.1963	45,120
Tl1908_A		-2.139	ug/L	1.052	49.18	-2.781
V_2924_A		85.15	ug/L	0.2277	0.2674	1,378
Zn2062_A		180.8	ug/L	0.4294	0.2375	589.9
Y_3600_R		24,667	Cts/S	343.85	1.3940	24,667
Y_2243_A		9,193.7	Cts/S	44.327	0.48215	9,193.7
Y_3600_A		250,660	Cts/S	107.56	0.042911	250,660

SE6618-003

Method Name: K6010-2011

Method Revision: 50

SE6618-003

Method Name: K6010-2011
 Analyst Name: EAM
 Acquire Date: 10/27/2011 12:29:54AM

Method Revision: 50

Sample Type: Unknown

Elem	Flags	Avg	Units	Stddev	%RSD	Intensity Ratio
Ag3280_A		6.700	ug/L	0.1983	2.960	-523.4
Al3961_R		81,370	ug/L	804.5	0.9887	71,040
As1891_A		57.37	ug/L	2.259	3.937	8.310
Au2427_A		-1.719	ug/L	1.581	91.98	122.2
B_2089_A		249.2	ug/L	2.873	1.153	234.1
Ba4554_R		247.6	ug/L	1.847	0.7459	14,390
Be3130_R		5.034	ug/L	0.04760	0.9456	301.2
Ca3158_R		47,460	ug/L	293.3	0.6179	74,930
Cd2265_A		3.063	ug/L	0.01784	0.5825	252.5
Co2286_A		41.71	ug/L	0.4709	1.129	197.2
Cr2677_A		296.4	ug/L	9.035	3.048	4,355
Cu3273_A		544.0	ug/L	17.50	3.218	7,527
Fe2599_R		165,400	ug/L	1,715	1.037	320,200
K_7664_R		22,600	ug/L	167.0	0.7386	14,610
Li6707_R		182.7	ug/L	2.300	1.259	1,974
Mg2025_A		43,640	ug/L	453.1	1.038	8,114
Mn2576_R		1,543	ug/L	11.24	0.7281	17,070
Mo2020_A		12.44	ug/L	0.1067	0.8578	25.38
Na5895_R		84,490	ug/L	609.7	0.7216	162,200
Ni2316_A		139.4	ug/L	1.078	0.7733	323.2
Pb2203_A		360.6	ug/L	2.628	0.7285	389.3
Sb2068_A		18.65	ug/L	2.048	10.98	11.12
Se1960_A		6.959	ug/L	0.3514	5.050	4.458
Si2516_R		3,399	ug/L	19.00	0.5591	1,940
Sn1899_A		56.53	ug/L	0.5585	0.9881	31.61
Sr4215_R		316.9	ug/L	2.777	0.8762	24,960
Ti3349_A		3,573	ug/L	109.7	3.070	114,400
Tl1908_A		-2.835	ug/L	0.4138	14.60	-5.063
V_2924_A		304.5	ug/L	9.710	3.189	4,846
Zn2062_A		1,168	ug/L	14.60	1.250	3,771
Y_3600_R		24,254	Cts/S	27.826	0.11473	24,254
Y_2243_A		9,104.4	Cts/S	68.040	0.74733	9,104.4
Y_3600_A		247,870	Cts/S	5,742.4	2.3167	247,870

SE6618-004

Method Name: K6010-2011
 Analyst Name: EAM
 Acquire Date: 10/27/2011 12:34:30AM

Method Revision: 50

Sample Type: Unknown

Elem	Flags	Avg	Units	Stddev	%RSD	Intensity Ratio
Ag3280_A		6.789	ug/L	0.2439	3.592	-696.4
Al3961_R		107,700	ug/L	382.2	0.3550	95,790
As1891_A		86.13	ug/L	0.4719	0.5479	15.22
Au2427_A		0.2326	ug/L	0.08485	36.49	167.3
B_2089_A		324.1	ug/L	0.7318	0.2258	305.1
Ba4554_R		336.7	ug/L	0.3860	0.1146	19,900
Be3130_R		6.718	ug/L	0.05875	0.8744	418.3
Ca3158_R		72,920	ug/L	43.58	0.05977	117,300
Cd2265_A		8.180	ug/L	0.05964	0.7291	393.6
Co2286_A		56.90	ug/L	0.06995	0.1229	266.0
Cr2677_A		470.0	ug/L	4.358	0.9273	6,797
Cu3273_A		1,187	ug/L	11.76	0.9911	16,300
Fe2599_R		212,800	ug/L	350.0	0.1645	419,700
K_7664_R		29,820	ug/L	58.81	0.1972	19,640
Li6707_R		239.8	ug/L	0.3227	0.1346	2,642
Mg2025_A		57,020	ug/L	101.0	0.1771	10,650
Mn2576_R		2,019	ug/L	5.296	0.2624	22,750
Mo2020_A		20.77	ug/L	0.1738	0.8369	43.17

SE6618-004

Method Name: K6010-2011
 Analyst Name: EAM
 Acquire Date: 10/27/2011 12:34:30AM

Method Revision: 50

Sample Type: Unknown

Elem	Flags	Avg	Units	Stddev	%RSD	Intensity Ratio
Na5895_R		102,700	ug/L	125.7	0.1223	201,000
Ni2316_A		203.7	ug/L	0.4073	0.2000	477.1
Pb2203_A		796.4	ug/L	1.076	0.1351	869.6
Sb2068_A		44.16	ug/L	1.064	2.410	22.08
Se1960_A		5.159	ug/L	2.463	47.74	4.475
Si2516_R		3,822	ug/L	18.70	0.4893	2,222
Sn1899_A		78.04	ug/L	0.7086	0.9080	43.33
Sr4215_R		448.2	ug/L	0.7018	0.1566	36,000
Ti3349_A		4,651	ug/L	48.91	1.051	146,800
Tl1908_A		-3.378	ug/L	0.2393	7.082	-6.549
V_2924_A		488.0	ug/L	4.495	0.9211	7,645
Zn2062_A		1,962	ug/L	0.7306	0.03724	6,361
Y_3600_R		24,717	Cts/S	20.231	0.081852	24,717
Y_2243_A		9,142.1	Cts/S	26.927	0.29453	9,142.1
Y_3600_A		244,320	Cts/S	2,573.3	1.0533	244,320

SE6618-005

Method Name: K6010-2011
 Analyst Name: EAM
 Acquire Date: 10/27/2011 12:39:06AM

Method Revision: 50

Sample Type: Unknown

Elem	Flags	Avg	Units	Stddev	%RSD	Intensity Ratio
Ag3280_A		6.682	ug/L	0.08474	1.268	-673.1
Al3961_R		83,250	ug/L	238.6	0.2866	73,390
As1891_A		77.69	ug/L	1.310	1.686	12.69
Au2427_A		-2.334	ug/L	0.01389	0.5951	147.6
B_2089_A		170.5	ug/L	1.072	0.6289	161.9
Ba4554_R		178.4	ug/L	0.2329	0.1306	10,500
Be3130_R		4.308	ug/L	0.004728	0.1097	259.1
Ca3158_R		22,230	ug/L	25.72	0.1157	35,420
Cd2265_A		8.282	ug/L	0.02958	0.3571	387.7
Co2286_A		61.26	ug/L	0.2457	0.4010	269.4
Cr2677_A		424.6	ug/L	0.1304	0.03071	6,189
Cu3273_A		1,172	ug/L	2.221	0.1895	16,220
Fe2599_R		207,300	ug/L	1,638	0.7904	405,000
K_7664_R		16,740	ug/L	1.368	0.008170	10,930
Li6707_R		217.0	ug/L	0.8362	0.3853	2,369
Mg2025_A		41,150	ug/L	16.45	0.03999	7,668
Mn2576_R		1,610	ug/L	0.6931	0.04306	17,980
Mo2020_A		46.66	ug/L	0.03452	0.07397	98.07
Na5895_R		64,910	ug/L	50.21	0.07735	125,800
Ni2316_A		256.3	ug/L	0.2548	0.09939	604.7
Pb2203_A		1,104	ug/L	2.438	0.2208	1,211
Sb2068_A		86.59	ug/L	0.05574	0.06437	37.87
Se1960_A		6.498	ug/L	3.256	50.11	4.529
Si2516_R		3,566	ug/L	11.65	0.3267	2,054
Sn1899_A		87.74	ug/L	0.6550	0.7466	48.48
Sr4215_R		215.2	ug/L	0.06862	0.03189	17,080
Ti3349_A		3,105	ug/L	4.050	0.1304	98,700
Tl1908_A		-0.5118	ug/L	0.4898	95.71	-4.456
V_2924_A		518.1	ug/L	1.733	0.3344	8,166
Zn2062_A		3,211	ug/L	8.602	0.2679	10,390
Y_3600_R		24,488	Cts/S	120.48	0.49201	24,488
Y_2243_A		9,127.0	Cts/S	13.118	0.14373	9,127.0
Y_3600_A		246,120	Cts/S	1,834.5	0.74536	246,120

SE6618-006

Method Name: K6010-2011

Method Revision: 50

Published: 10/27/2011 8:52:03AM

Page 81 of 101

SE6618-006

Method Name: K6010-2011
 Analyst Name: EAM
 Acquire Date: 10/27/2011 12:43:39AM

Method Revision: 50

Sample Type: Unknown

Elem	Flags	Avg	Units	Stddev	%RSD	Intensity Ratio
Ag3280_A		5.198	ug/L	1.018	19.58	-1,196
Al3961_R		99,450	ug/L	24.74	0.02488	88,680
As1891_A		120.8	ug/L	0.4550	0.3767	19.49
Au2427_A		-1.567	ug/L	1.634	104.3	250.0
B_2089_A		215.5	ug/L	0.3361	0.1559	204.1
Ba4554_R		207.4	ug/L	0.5641	0.2720	12,330
Be3130_R		6.312	ug/L	0.02632	0.4170	441.5
Ca3158_R		28,450	ug/L	33.60	0.1181	45,850
Cd2265_A		11.67	ug/L	0.1210	1.037	604.2
Co2286_A		97.96	ug/L	0.1661	0.1695	416.2
Cr2677_A		544.2	ug/L	6.336	1.164	7,931
Cu3273_A		1,393	ug/L	14.89	1.069	19,220
Fe2599_R	F	337,700	ug/L	915.7	0.2712	667,500
K_7664_R		19,530	ug/L	57.69	0.2954	12,900
Li6707_R		238.4	ug/L	0.3239	0.1359	2,632
Mg2025_A		48,350	ug/L	61.96	0.1281	9,012
Mn2576_R		2,761	ug/L	5.743	0.2080	31,190
Mo2020_A		52.02	ug/L	0.2204	0.4236	109.4
Na5895_R		68,960	ug/L	436.2	0.6325	135,200
Ni2316_A		307.3	ug/L	0.1953	0.06355	717.9
Pb2203_A		1,373	ug/L	3.829	0.2788	1,509
Sb2068_A		109.9	ug/L	0.9815	0.8934	48.81
Se1960_A		7.853	ug/L	4.904	62.44	5.343
Si2516_R		3,870	ug/L	7.431	0.1920	2,250
Sn1899_A		84.92	ug/L	0.1490	0.1754	46.97
Sr4215_R		266.8	ug/L	0.1252	0.04694	21,450
Ti3349_A		3,616	ug/L	27.01	0.7469	114,800
Tl1908_A		-2.363	ug/L	1.127	47.71	-7.597
V_2924_A		876.8	ug/L	7.524	0.8581	13,800
Zn2062_A		5,496	ug/L	2.321	0.04223	17,790
Y_3600_R		24,771	Cts/S	203.63	0.82206	24,771
Y_2243_A		9,128.8	Cts/S	19.155	0.20983	9,128.8
Y_3600_A		245,790	Cts/S	1,447.1	0.58877	245,790

SE6618-008

Method Name: K6010-2011
 Analyst Name: EAM
 Acquire Date: 10/27/2011 12:48:14AM

Method Revision: 50

Sample Type: Unknown

Elem	Flags	Avg	Units	Stddev	%RSD	Intensity Ratio
Ag3280_A		4.750	ug/L	0.6198	13.05	-541.2
Al3961_R		84,780	ug/L	183.7	0.2167	75,090
As1891_A		66.91	ug/L	0.2425	0.3625	11.81
Au2427_A		-0.2188	ug/L	0.1498	68.48	124.3
B_2089_A		257.4	ug/L	1.984	0.7710	240.8
Ba4554_R		259.3	ug/L	0.4627	0.1784	15,280
Be3130_R		5.569	ug/L	0.01093	0.1963	351.8
Ca3158_R		121,800	ug/L	330.3	0.2712	195,100
Cd2265_A		4.162	ug/L	0.2021	4.857	261.2
Co2286_A		43.39	ug/L	0.2399	0.5529	204.1
Cr2677_A		329.3	ug/L	0.5162	0.1567	4,783
Cu3273_A		580.1	ug/L	1.924	0.3316	7,951
Fe2599_R		159,200	ug/L	3,218	2.021	312,600
K_7664_R		24,370	ug/L	120.9	0.4959	15,980
Li6707_R		195.1	ug/L	1.450	0.7435	2,139
Mg2025_A		47,020	ug/L	145.2	0.3088	8,714
Mn2576_R		1,599	ug/L	2.605	0.1629	17,940
Mo2020_A		11.01	ug/L	0.08112	0.7365	22.30

SE6618-008

Method Name: K6010-2011
Analyst Name: EAM
Acquire Date: 10/27/2011 12:48:14AM

Method Revision: 50

Sample Type: Unknown

Elem	Flags	Avg	Units	Stddev	%RSD	Intensity Ratio
Na5895_R		94,290	ug/L	39.76	0.04217	183,600
Ni2316_A		144.1	ug/L	0.06543	0.04541	334.1
Pb2203_A		396.8	ug/L	0.4396	0.1108	427.0
Sb2068_A		2.137	ug/L	2.471	115.6	4.852
Se1960_A		7.986	ug/L	0.5931	7.427	4.653
Si2516_R		3,456	ug/L	13.39	0.3875	2,002
Sn1899_A		59.46	ug/L	0.07161	0.1204	33.08
Sr4215_R		675.9	ug/L	0.1659	0.02454	54,080
Ti3349_A		3,721	ug/L	0.5642	0.01516	117,800
Tl1908_A		-2.030	ug/L	0.4477	22.06	-4.782
V_2924_A		307.3	ug/L	1.679	0.5464	4,836
Zn2062_A		1,146	ug/L	0.3440	0.03001	3,689
Y_3600_R		24,604	Cts/S	314.35	1.2776	24,604
Y_2243_A		9,075.3	Cts/S	49.758	0.54828	9,075.3
Y_3600_A		245,150	Cts/S	1,164.6	0.47505	245,150

SE6618-009

Method Name: K6010-2011
Analyst Name: EAM
Acquire Date: 10/27/2011 12:52:47AM

Method Revision: 50

Sample Type: Unknown

Elem	Flags	Avg	Units	Stddev	%RSD	Intensity Ratio
Ag3280_A		12.33	ug/L	0.2835	2.299	-552.7
Al3961_R		105,300	ug/L	1,118	1.061	93,430
As1891_A		84.23	ug/L	1.684	1.999	14.98
Au2427_A		-0.6140	ug/L	0.1333	21.71	160.5
B_2089_A		300.2	ug/L	3.017	1.005	285.6
Ba4554_R		312.1	ug/L	3.607	1.156	18,400
Be3130_R		6.791	ug/L	0.09676	1.425	435.4
Ca3158_R		24,660	ug/L	272.1	1.103	39,530
Cd2265_A		16.04	ug/L	0.2630	1.640	516.5
Co2286_A		63.57	ug/L	0.7451	1.172	292.6
Cr2677_A		655.5	ug/L	2.066	0.3152	9,493
Cu3273_A		1,490	ug/L	2.101	0.1409	20,560
Fe2599_R		208,600	ug/L	994.0	0.4765	410,200
K_7664_R		28,600	ug/L	136.7	0.4780	18,780
Li6707_R		238.9	ug/L	0.6275	0.2627	2,625
Mg2025_A		53,500	ug/L	608.9	1.138	10,060
Mn2576_R		1,874	ug/L	16.70	0.8910	21,050
Mo2020_A		49.97	ug/L	0.3516	0.7038	106.0
Na5895_R		91,900	ug/L	844.7	0.9192	179,200
Ni2316_A		306.6	ug/L	2.522	0.8224	733.5
Pb2203_A		1,699	ug/L	16.53	0.9729	1,880
Sb2068_A		42.57	ug/L	2.048	4.810	21.95
Se1960_A		7.649	ug/L	2.210	28.89	4.995
Si2516_R		3,234	ug/L	42.74	1.322	1,875
Sn1899_A		164.0	ug/L	2.324	1.417	90.33
Sr4215_R		257.7	ug/L	1.982	0.7692	20,600
Ti3349_A		4,514	ug/L	17.20	0.3809	142,900
Tl1908_A		-2.734	ug/L	0.1891	6.918	-6.838
V_2924_A		817.0	ug/L	1.670	0.2044	12,800
Zn2062_A		5,042	ug/L	53.24	1.056	16,470
Y_3600_R		24,644	Cts/S	387.89	1.5740	24,644
Y_2243_A		9,213.5	Cts/S	56.880	0.61735	9,213.5
Y_3600_A		245,050	Cts/S	743.55	0.30343	245,050

SE6618-010

Method Name: K6010-2011

Method Revision: 50

SE6618-010

Method Name: K6010-2011
 Analyst Name: EAM
 Acquire Date: 10/27/2011 12:57:24AM

Method Revision: 50

Sample Type: Unknown

Elem	Flags	Avg	Units	Stddev	%RSD	Intensity Ratio
Ag3280_A		5.350	ug/L	0.9649	18.04	-979.5
Al3961_R		93,400	ug/L	1,025	1.098	81,880
As1891_A		97.52	ug/L	0.6499	0.6665	15.26
Au2427_A		-4.870	ug/L	1.039	21.33	194.6
B_2089_A		132.6	ug/L	1.425	1.074	126.3
Ba4554_R		174.3	ug/L	2.065	1.185	10,200
Be3130_R		4.059	ug/L	0.07194	1.772	236.3
Ca3158_R		33,100	ug/L	401.6	1.213	52,450
Cd2265_A		4.153	ug/L	0.1056	2.543	408.8
Co2286_A		90.76	ug/L	0.4378	0.4824	382.8
Cr2677_A		258.3	ug/L	1.919	0.7428	3,864
Cu3273_A		350.8	ug/L	2.123	0.6052	4,824
Fe2599_R	W	276,200	ug/L	3,422	1.239	536,800
K_7664_R		13,760	ug/L	176.2	1.281	8,934
Li6707_R		247.4	ug/L	2.740	1.108	2,686
Mg2025_A		44,960	ug/L	191.2	0.4253	8,384
Mn2576_R		2,486	ug/L	32.31	1.300	27,600
Mo2020_A		29.72	ug/L	0.1113	0.3746	62.13
Na5895_R		49,580	ug/L	498.6	1.006	95,590
Ni2316_A		238.7	ug/L	1.185	0.4963	556.5
Pb2203_A		457.7	ug/L	1.654	0.3614	498.9
Sb2068_A		38.10	ug/L	1.735	4.555	19.98
Se1960_A		3.012	ug/L	3.091	102.6	4.133
Si2516_R		2,983	ug/L	47.69	1.598	1,707
Sn1899_A		226.9	ug/L	1.799	0.7925	123.4
Sr4215_R		276.0	ug/L	3.105	1.125	21,810
Ti3349_A		3,016	ug/L	36.20	1.200	97,730
Tl1908_A		-2.073	ug/L	0.06761	3.262	-5.837
V_2924_A		365.4	ug/L	1.615	0.4421	5,896
Zn2062_A		1,667	ug/L	7.792	0.4674	5,397
Y_3600_R		24,354	Cts/S	334.70	1.3743	24,354
Y_2243_A		9,130.0	Cts/S	22.538	0.24686	9,130.0
Y_3600_A		250,870	Cts/S	1,006.8	0.40135	250,870

SE6618-011

Method Name: K6010-2011
 Analyst Name: EAM
 Acquire Date: 10/27/2011 1:01:58AM

Method Revision: 50

Sample Type: Unknown

Elem	Flags	Avg	Units	Stddev	%RSD	Intensity Ratio
Ag3280_A		6.620	ug/L	0.2363	3.569	-562.0
Al3961_R		90,280	ug/L	97.30	0.1078	80,370
As1891_A		73.80	ug/L	1.080	1.464	13.25
Au2427_A		-0.9078	ug/L	0.5723	63.04	136.1
B_2089_A		308.4	ug/L	2.211	0.7171	290.3
Ba4554_R		254.4	ug/L	0.1391	0.05466	15,080
Be3130_R		5.696	ug/L	0.02386	0.4189	354.1
Ca3158_R		57,170	ug/L	4.638	0.008113	92,030
Cd2265_A		3.931	ug/L	0.07573	1.926	279.9
Co2286_A		48.28	ug/L	0.5584	1.157	226.4
Cr2677_A		321.4	ug/L	2.037	0.6339	4,694
Cu3273_A		421.3	ug/L	0.2752	0.06534	5,763
Fe2599_R		175,400	ug/L	653.3	0.3724	346,200
K_7664_R		24,880	ug/L	66.43	0.2670	16,400
Li6707_R		204.5	ug/L	0.5499	0.2689	2,254
Mg2025_A		54,810	ug/L	339.9	0.6201	10,240
Mn2576_R		1,807	ug/L	0.9192	0.05086	20,380
Mo2020_A		11.37	ug/L	0.1440	1.266	23.22

SE6618-011

Method Name: K6010-2011
 Analyst Name: EAM
 Acquire Date: 10/27/2011 1:01:58AM

Method Revision: 50

Sample Type: Unknown

Elem	Flags	Avg	Units	Stddev	%RSD	Intensity Ratio
Na5895_R		88,710	ug/L	236.2	0.2663	173,600
Ni2316_A		146.6	ug/L	0.7330	0.4999	341.5
Pb2203_A		352.4	ug/L	0.4295	0.1219	380.9
Sb2068_A		0.7385	ug/L	0.007180	0.9722	4.569
Se1960_A		7.432	ug/L	2.150	28.93	4.671
Si2516_R		3,299	ug/L	18.05	0.5471	1,920
Sn1899_A		52.56	ug/L	0.9913	1.886	29.61
Sr4215_R		358.8	ug/L	0.2335	0.06506	28,820
Ti3349_A		3,935	ug/L	17.27	0.4389	125,300
Tl1908_A		-2.646	ug/L	0.6534	24.70	-5.439
V_2924_A		323.9	ug/L	1.754	0.5415	5,126
Zn2062_A		982.5	ug/L	5.717	0.5819	3,186
Y_3600_R		24,730	Cts/S	123.18	0.49809	24,730
Y_2243_A		9,144.7	Cts/S	63.859	0.69832	9,144.7
Y_3600_A		246,410	Cts/S	2,773.1	1.1254	246,410

SE6618-012

Method Name: K6010-2011
 Analyst Name: EAM
 Acquire Date: 10/27/2011 1:06:31AM

Method Revision: 50

Sample Type: Unknown

Elem	Flags	Avg	Units	Stddev	%RSD	Intensity Ratio
Ag3280_A		7.294	ug/L	0.3148	4.315	-628.0
Al3961_R		104,500	ug/L	113.9	0.1090	90,620
As1891_A		81.82	ug/L	1.610	1.968	13.87
Au2427_A		-4.638	ug/L	0.3325	7.170	137.5
B_2089_A		318.8	ug/L	1.546	0.4848	290.7
Ba4554_R		331.8	ug/L	0.2315	0.06978	19,120
Be3130_R		6.403	ug/L	0.07392	1.154	399.7
Ca3158_R		601,800	ug/L	849.7	0.1412	943,800
Cd2265_A		5.372	ug/L	0.08061	1.500	327.1
Co2286_A		55.44	ug/L	0.3876	0.6991	248.7
Cr2677_A		453.3	ug/L	0.2054	0.04532	6,358
Cu3273_A		846.4	ug/L	2.049	0.2421	11,240
Fe2599_R		203,500	ug/L	1,766	0.8679	391,200
K_7664_R		27,900	ug/L	3.286	0.01178	17,910
Li6707_R		247.0	ug/L	2.250	0.9109	2,652
Mg2025_A		53,960	ug/L	171.8	0.3184	9,761
Mn2576_R		1,946	ug/L	2.664	0.1369	21,370
Mo2020_A		13.02	ug/L	0.1033	0.7932	25.89
Na5895_R		95,740	ug/L	19.59	0.02047	182,500
Ni2316_A		216.5	ug/L	0.3954	0.1826	493.1
Pb2203_A		553.6	ug/L	2.118	0.3827	583.0
Sb2068_A		4.473	ug/L	0.5571	12.46	6.569
Se1960_A		8.091	ug/L	3.448	42.62	4.835
Si2516_R		3,191	ug/L	7.204	0.2258	1,808
Sn1899_A		71.87	ug/L	0.3424	0.4763	38.77
Sr4215_R		2,544	ug/L	2.309	0.09076	199,400
Ti3349_A		4,224	ug/L	3.916	0.09271	129,300
Tl1908_A		-1.461	ug/L	1.172	80.25	-5.120
V_2924_A		392.6	ug/L	0.4988	0.1270	5,968
Zn2062_A		1,698	ug/L	2.486	0.1464	5,333
Y_3600_R		24,083	Cts/S	86.773	0.36031	24,083
Y_2243_A		8,857.3	Cts/S	4.5018	0.050826	8,857.3
Y_3600_A		236,930	Cts/S	360.15	0.15201	236,930

CCV

Method Name: K6010-2011

Method Revision: 50

CCV

Method Name: K6010-2011
Analyst Name: EAM
Acquire Date: 10/27/2011 1:11:10AM

Method Revision: 50

Sample Type: QC

Elem	Flags	Avg	Units	Stddev	%RSD	Intensity Ratio
Ag3280_A		498.2	ug/L	0.7447	0.1495	11,710
Al3961_R		12,690	ug/L	110.1	0.8673	10,910
As1891_A		496.7	ug/L	1.030	0.2074	163.6
Au2427_A		497.3	ug/L	6.456	1.298	1,884
B_2089_A		496.3	ug/L	0.7321	0.1475	475.0
Ba4554_R		484.7	ug/L	0.7611	0.1570	27,540
Be3130_R		509.0	ug/L	3.326	0.6535	50,420
Ca3158_R		12,470	ug/L	36.86	0.2956	19,280
Cd2265_A		490.4	ug/L	0.4560	0.09299	7,762
Co2286_A		498.5	ug/L	1.229	0.2466	1,920
Cr2677_A		488.4	ug/L	1.531	0.3135	7,167
Cu3273_A		491.5	ug/L	1.338	0.2723	6,927
Fe2599_R		12,700	ug/L	149.3	1.176	24,110
K_7664_R		12,330	ug/L	106.1	0.8604	7,823
Li6707_R		504.0	ug/L	0.7109	0.1411	5,349
Mg2025_A		12,560	ug/L	8.816	0.07019	2,340
Mn2576_R		503.5	ug/L	4.015	0.7973	5,464
Mo2020_A		491.8	ug/L	0.5949	0.1210	1,044
Na5895_R	W	11,410	ug/L	33.53	0.2939	21,510
Ni2316_A		499.2	ug/L	0.9349	0.1873	1,212
Pb2203_A		498.5	ug/L	0.8829	0.1771	547.5
Sb2068_A		475.4	ug/L	9.924	2.087	183.0
Se1960_A		491.8	ug/L	0.9898	0.2012	98.19
Si2516_R		12,740	ug/L	96.50	0.7576	7,121
Sn1899_A		499.4	ug/L	1.469	0.2941	270.1
Sr4215_R		494.1	ug/L	2.729	0.5522	38,210
Ti3349_A		488.9	ug/L	0.1802	0.03687	15,700
Tl1908_A		500.3	ug/L	0.2543	0.05082	222.8
V_2924_A		502.6	ug/L	1.252	0.2491	7,926
Zn2062_A		494.0	ug/L	0.9592	0.1942	1,599
Y_3600_R		23,794	Cts/S	43.993	0.18489	23,794
Y_2243_A		9,132.7	Cts/S	13.718	0.15021	9,132.7
Y_3600_A		249,040	Cts/S	995.15	0.39960	249,040

CCB

Method Name: K6010-2011
Analyst Name: EAM
Acquire Date: 10/27/2011 1:15:32AM

Method Revision: 50

Sample Type: QC

Elem	Flags	Avg	Units	Stddev	%RSD	Intensity Ratio
Ag3280_A		0.09954	ug/L	0.4395	441.5	-33.65
Al3961_R		-9.032	ug/L	15.82	175.2	12.60
As1891_A		1.352	ug/L	0.5486	40.56	-0.7809
Au2427_A		0.2381	ug/L	0.2382	100.1	1.788
B_2089_A		0.7689	ug/L	0.2084	27.10	2.811
Ba4554_R		-0.1316	ug/L	0.03488	26.50	90.16
Be3130_R		0.03657	ug/L	0.02412	65.95	0.3655
Ca3158_R		2.955	ug/L	3.556	120.3	-37.72
Cd2265_A		0.003781	ug/L	0.006137	162.3	-1.633
Co2286_A		0.1309	ug/L	0.1841	140.6	6.247
Cr2677_A		0.02209	ug/L	0.1963	888.7	4.990
Cu3273_A		0.02930	ug/L	1.190	4,063	-3.100
Fe2599_R		0.6659	ug/L	0.3416	51.29	4.717
K_7664_R		71.49	ug/L	11.47	16.04	55.54
Li6707_R		8.831	ug/L	0.1471	1.665	91.44
Mg2025_A		2.407	ug/L	1.980	82.26	-2.652
Mn2576_R		-0.4669	ug/L	0.5042	108.0	0.8256
Mo2020_A		1.482	ug/L	0.4498	30.35	2.242

CCB

Method Name: K6010-2011
 Analyst Name: EAM
 Acquire Date: 10/27/2011 1:15:32AM

Method Revision: 50

Sample Type: QC

Elem	Flags	Avg	Units	Stddev	%RSD	Intensity Ratio
Na5895_R		83.20	ug/L	15.28	18.36	187.2
Ni2316_A		0.2946	ug/L	0.1790	60.76	-0.09342
Pb2203_A		-0.03044	ug/L	0.2256	741.1	-0.5077
Sb2068_A		-1.458	ug/L	1.999	137.1	0.1668
Se1960_A		1.545	ug/L	0.4006	25.93	2.307
Si2516_R		4.383	ug/L	1.576	35.95	13.20
Sn1899_A		0.3475	ug/L	0.07917	22.78	1.479
Sr4215_R		0.08630	ug/L	0.08458	98.01	-64.16
Ti3349_A		0.2112	ug/L	0.07260	34.38	-29.65
Tl1908_A		-0.1600	ug/L	0.2659	166.2	-0.4430
V_2924_A		0.3630	ug/L	0.2119	58.39	3.538
Zn2062_A		-0.02717	ug/L	0.01057	38.92	0.4442
Y_3600_R		23,891	Cts/S	177.98	0.74496	23,891
Y_2243_A		9,173.4	Cts/S	22.540	0.24572	9,173.4
Y_3600_A		246,960	Cts/S	1,857.0	0.75193	246,960

SE6618-013

Method Name: K6010-2011
 Analyst Name: EAM
 Acquire Date: 10/27/2011 1:20:12AM

Method Revision: 50

Sample Type: Unknown

Elem	Flags	Avg	Units	Stddev	%RSD	Intensity Ratio
Ag3280_A		1.739	ug/L	1.876	107.9	-1,023
Al3961_R		99,060	ug/L	80.80	0.08158	87,710
As1891_A		96.29	ug/L	0.1075	0.1116	15.28
Au2427_A		-0.3317	ug/L	2.037	614.2	213.9
B_2089_A		106.8	ug/L	0.7223	0.6762	102.7
Ba4554_R		145.9	ug/L	0.4496	0.3082	8,642
Be3130_R		3.979	ug/L	0.05952	1.496	237.4
Ca3158_R		15,230	ug/L	13.74	0.09016	24,360
Cd2265_A		3.525	ug/L	0.3670	10.41	394.4
Co2286_A		118.4	ug/L	0.5416	0.4574	490.8
Cr2677_A		228.3	ug/L	3.451	1.511	3,353
Cu3273_A		387.7	ug/L	6.121	1.579	5,246
Fe2599_R	W	270,600	ug/L	2,821	1.042	531,200
K_7664_R		11,340	ug/L	10.75	0.09476	7,443
Li6707_R		245.1	ug/L	0.004909	0.002003	2,688
Mg2025_A		44,730	ug/L	99.95	0.2234	8,398
Mn2576_R		2,789	ug/L	4.710	0.1689	31,270
Mo2020_A		18.16	ug/L	0.1515	0.8340	37.85
Na5895_R		45,080	ug/L	73.32	0.1627	87,780
Ni2316_A		258.9	ug/L	0.5626	0.2173	609.9
Pb2203_A		256.7	ug/L	0.9171	0.3573	278.4
Sb2068_A		6.832	ug/L	0.2369	3.468	7.994
Se1960_A		2.670	ug/L	0.6476	24.25	4.123
Si2516_R		3,208	ug/L	27.79	0.8664	1,854
Sn1899_A		35.25	ug/L	0.9658	2.740	20.39
Sr4215_R		209.0	ug/L	0.6471	0.3097	16,670
Ti3349_A		2,889	ug/L	34.71	1.201	91,780
Tl1908_A		-3.756	ug/L	0.8247	21.96	-6.759
V_2924_A		307.4	ug/L	5.384	1.751	4,868
Zn2062_A		1,013	ug/L	3.364	0.3323	3,300
Y_3600_R		24,600	Cts/S	76.465	0.31084	24,600
Y_2243_A		9,190.8	Cts/S	10.823	0.11776	9,190.8
Y_3600_A		245,940	Cts/S	3,327.4	1.3529	245,940

SE6618-014

Method Name: K6010-2011

Method Revision: 50

SE6618-014

Method Name: K6010-2011
 Analyst Name: EAM
 Acquire Date: 10/27/2011 1:24:49AM

Method Revision: 50

Sample Type: Unknown

Elem	Flags	Avg	Units	Stddev	%RSD	Intensity Ratio
Ag3280_A		2.447	ug/L	0.6293	25.72	-934.9
Al3961_R		103,100	ug/L	322.7	0.3129	91,470
As1891_A		84.20	ug/L	0.7539	0.8953	12.31
Au2427_A		-1.566	ug/L	0.3915	25.01	185.6
B_2089_A		137.6	ug/L	0.4794	0.3485	131.3
Ba4554_R		163.0	ug/L	0.7822	0.4799	9,659
Be3130_R		4.420	ug/L	0.02770	0.6267	289.7
Ca3158_R		24,650	ug/L	61.64	0.2500	39,510
Cd2265_A		3.262	ug/L	0.4319	13.24	366.2
Co2286_A		86.88	ug/L	0.2440	0.2809	367.5
Cr2677_A		264.2	ug/L	2.534	0.9591	3,867
Cu3273_A		380.5	ug/L	4.183	1.099	5,152
Fe2599_R	W	251,800	ug/L	4,144	1.645	495,100
K_7664_R		13,620	ug/L	12.70	0.09325	8,950
Li6707_R		271.1	ug/L	1.141	0.4208	2,978
Mg2025_A		47,280	ug/L	167.8	0.3549	8,866
Mn2576_R		2,004	ug/L	0.5338	0.02664	22,510
Mo2020_A		14.64	ug/L	0.3811	2.604	30.29
Na5895_R		54,120	ug/L	8.664	0.01601	105,600
Ni2316_A		223.1	ug/L	0.9668	0.4334	523.3
Pb2203_A		290.5	ug/L	2.368	0.8149	314.4
Sb2068_A		2.210	ug/L	2.228	100.8	6.094
Se1960_A		-0.2103	ug/L	1.902	904.5	3.497
Si2516_R		2,884	ug/L	10.78	0.3737	1,670
Sn1899_A		40.10	ug/L	0.2622	0.6540	22.99
Sr4215_R		234.8	ug/L	0.3097	0.1319	18,760
Ti3349_A		2,774	ug/L	42.70	1.539	88,060
Tl1908_A		-4.579	ug/L	0.01865	0.4072	-6.190
V_2924_A		286.3	ug/L	3.059	1.068	4,532
Zn2062_A		1,056	ug/L	2.560	0.2425	3,437
Y_3600_R		24,638	Cts/S	141.42	0.57400	24,638
Y_2243_A		9,180.8	Cts/S	32.884	0.35818	9,180.8
Y_3600_A		245,760	Cts/S	1,522.6	0.61957	245,760

SE6618-015

Method Name: K6010-2011
 Analyst Name: EAM
 Acquire Date: 10/27/2011 1:29:27AM

Method Revision: 50

Sample Type: Unknown

Elem	Flags	Avg	Units	Stddev	%RSD	Intensity Ratio
Ag3280_A		2.242	ug/L	0.1135	5.062	-938.0
Al3961_R		88,090	ug/L	748.4	0.8496	76,980
As1891_A		94.04	ug/L	2.941	3.127	15.04
Au2427_A		-2.925	ug/L	0.1429	4.884	178.5
B_2089_A		77.47	ug/L	0.08738	0.1128	73.23
Ba4554_R		97.54	ug/L	0.6215	0.6371	5,734
Be3130_R		3.041	ug/L	0.006572	0.2161	183.4
Ca3158_R		161,200	ug/L	222.0	0.1378	254,700
Cd2265_A		2.576	ug/L	0.1220	4.734	349.4
Co2286_A		105.3	ug/L	0.1054	0.1001	422.0
Cr2677_A		176.2	ug/L	0.6622	0.3759	2,574
Cu3273_A		289.3	ug/L	0.9387	0.3245	3,858
Fe2599_R	W	254,400	ug/L	2,140	0.8411	492,900
K_7664_R		8,487	ug/L	0.7610	0.008967	5,497
Li6707_R		238.9	ug/L	0.1002	0.04192	2,585
Mg2025_A		38,180	ug/L	56.35	0.1476	6,975
Mn2576_R		2,090	ug/L	9.062	0.4335	23,140
Mo2020_A		22.47	ug/L	0.5984	2.663	45.81

SE6618-015

Method Name: K6010-2011
Analyst Name: EAM
Acquire Date: 10/27/2011 1:29:27AM

Method Revision: 50

Sample Type: Unknown

Elem	Flags	Avg	Units	Stddev	%RSD	Intensity Ratio
Na5895_R		33,990	ug/L	14.86	0.04373	65,330
Ni2316_A		217.5	ug/L	0.8548	0.3931	496.3
Pb2203_A		211.1	ug/L	1.394	0.6606	222.7
Sb2068_A		4.190	ug/L	0.4164	9.937	6.418
Se1960_A		7.493	ug/L	1.018	13.59	4.781
Si2516_R		3,242	ug/L	27.59	0.8509	1,849
Sn1899_A		25.43	ug/L	0.2404	0.9455	14.66
Sr4215_R		601.6	ug/L	2.258	0.3754	47,480
Ti3349_A		2,119	ug/L	1.340	0.06323	66,760
Tl1908_A		-3.375	ug/L	0.5088	15.07	-5.292
V_2924_A		228.9	ug/L	0.3993	0.1744	3,604
Zn2062_A		815.0	ug/L	1.337	0.1640	2,585
Y_3600_R		24,275	Cts/S	168.06	0.69233	24,275
Y_2243_A		8,944.5	Cts/S	31.558	0.35282	8,944.5
Y_3600_A		243,920	Cts/S	320.28	0.13131	243,920

SE6618-016

Method Name: K6010-2011
Analyst Name: EAM
Acquire Date: 10/27/2011 1:34:00AM

Method Revision: 50

Sample Type: Unknown

Elem	Flags	Avg	Units	Stddev	%RSD	Intensity Ratio
Ag3280_A		1.602	ug/L	0.6481	40.46	-845.6
Al3961_R		80,460	ug/L	399.2	0.4962	71,220
As1891_A		79.52	ug/L	0.9089	1.143	12.41
Au2427_A		-1.880	ug/L	1.153	61.31	164.7
B_2089_A		53.00	ug/L	0.6620	1.249	52.15
Ba4554_R		86.43	ug/L	0.5096	0.5896	5,158
Be3130_R		2.626	ug/L	0.02387	0.9087	149.2
Ca3158_R		13,100	ug/L	37.43	0.2857	20,930
Cd2265_A		1.426	ug/L	0.07496	5.256	300.6
Co2286_A		85.46	ug/L	0.04654	0.05446	355.1
Cr2677_A		139.5	ug/L	1.455	1.043	2,068
Cu3273_A		153.5	ug/L	1.753	1.142	2,020
Fe2599_R		222,900	ug/L	2,760	1.239	437,200
K_7664_R		7,347	ug/L	19.43	0.2645	4,821
Li6707_R		216.6	ug/L	1.591	0.7343	2,374
Mg2025_A		34,490	ug/L	73.31	0.2125	6,466
Mn2576_R		1,933	ug/L	7.122	0.3684	21,680
Mo2020_A		20.25	ug/L	0.1883	0.9299	42.28
Na5895_R		29,360	ug/L	155.2	0.5286	57,150
Ni2316_A		176.2	ug/L	0.6610	0.3751	411.1
Pb2203_A		95.28	ug/L	1.051	1.103	100.4
Sb2068_A		0.5099	ug/L	0.6839	134.1	4.626
Se1960_A		1.233	ug/L	0.2287	18.54	3.526
Si2516_R		3,156	ug/L	11.50	0.3643	1,824
Sn1899_A		18.72	ug/L	1.525	8.147	11.42
Sr4215_R		130.0	ug/L	0.8773	0.6751	10,330
Ti3349_A		2,012	ug/L	23.89	1.187	64,160
Tl1908_A		-2.968	ug/L	0.1071	3.608	-4.928
V_2924_A		181.8	ug/L	1.871	1.029	2,901
Zn2062_A		526.5	ug/L	1.758	0.3340	1,714
Y_3600_R		24,589	Cts/S	380.28	1.5466	24,589
Y_2243_A		9,177.4	Cts/S	14.321	0.15604	9,177.4
Y_3600_A		246,910	Cts/S	2,455.9	0.99468	246,910

SE6618-016L

Method Name: K6010-2011

Method Revision: 50

SE6618-016L

Method Name: K6010-2011
 Analyst Name: EAM
 Acquire Date: 10/27/2011 1:38:38AM

Method Revision: 50

Sample Type: Unknown

Elem	Flags	Avg	Units	Stddev	%RSD	Intensity Ratio
Ag3280_A		4.065	ug/L	1.560	38.38	-206.0
Al3961_R		82,320	ug/L	184.0	0.2235	14,350
As1891_A		86.29	ug/L	5.236	6.067	1.742
Au2427_A		-1.372	ug/L	1.012	73.75	36.72
B_2089_A		53.50	ug/L	3.608	6.744	12.22
Ba4554_R		89.62	ug/L	0.4408	0.4918	1,131
Be3130_R		2.940	ug/L	0.1784	6.069	32.87
Ca3158_R		13,740	ug/L	20.92	0.1523	4,284
Cd2265_A		0.5595	ug/L	0.09448	16.89	60.78
Co2286_A		90.69	ug/L	1.751	1.931	79.99
Cr2677_A		143.9	ug/L	3.820	2.655	443.7
Cu3273_A		158.4	ug/L	0.6301	0.3977	425.7
Fe2599_R		241,000	ug/L	860.8	0.3572	93,040
K_7664_R		7,577	ug/L	138.0	1.821	986.5
Li6707_R		250.4	ug/L	14.59	5.828	537.7
Mg2025_A		37,110	ug/L	207.4	0.5588	1,393
Mn2576_R		2,016	ug/L	0.7578	0.03759	4,452
Mo2020_A		21.58	ug/L	0.2798	1.297	8,314
Na5895_R		30,770	ug/L	114.5	0.3721	11,810
Ni2316_A		188.2	ug/L	1.112	0.5909	87.39
Pb2203_A		97.59	ug/L	4.918	5.040	20.33
Sb2068_A		-9.465	ug/L	1.812	19.15	0.7981
Se1960_A		10.39	ug/L	0.9107	8.769	2.691
Si2516_R		3,333	ug/L	58.27	1.749	387.5
Sn1899_A		20.84	ug/L	1.974	9.473	3.559
Sr4215_R		135.1	ug/L	0.6399	0.4737	2,056
Ti3349_A		2,025	ug/L	13.50	0.6663	13,280
Tl1908_A		3.173	ug/L	2.764	87.13	-0.7539
V_2924_A		183.1	ug/L	0.004542	0.002480	601.0
Zn2062_A		555.5	ug/L	2.786	0.5016	363.3
Y_3600_R		24,187	Cts/S	113.27	0.46831	24,187
Y_2243_A		9,208.3	Cts/S	30.221	0.32819	9,208.3
Y_3600_A		254,400	Cts/S	1,669.3	0.65617	254,400

SE6618-016A

Method Name: K6010-2011
 Analyst Name: EAM
 Acquire Date: 10/27/2011 1:43:14AM

Method Revision: 50

Sample Type: Unknown

Elem	Flags	Avg	Units	Stddev	%RSD	Intensity Ratio
Ag3280_A		501.1	ug/L	4.687	0.9352	10,620
Al3961_R		88,960	ug/L	55.66	0.06256	77,850
As1891_A		556.2	ug/L	1.074	0.1930	169.9
Au2427_A		-0.4152	ug/L	0.7291	175.6	176.1
B_2089_A		516.6	ug/L	0.5524	0.1069	491.1
Ba4554_R		552.6	ug/L	1.651	0.2988	32,060
Be3130_R		502.5	ug/L	0.3550	0.07064	50,730
Ca3158_R		17,950	ug/L	46.40	0.2585	28,370
Cd2265_A		467.9	ug/L	1.506	0.3219	7,629
Co2286_A		559.5	ug/L	3.223	0.5760	2,160
Cr2677_A		619.5	ug/L	7.140	1.153	8,845
Cu3273_A		647.5	ug/L	6.235	0.9629	8,733
Fe2599_R		228,300	ug/L	327.8	0.1436	442,800
K_7664_R		16,520	ug/L	3.693	0.02236	10,700
Li6707_R		684.5	ug/L	0.6948	0.1015	7,422
Mg2025_A		39,090	ug/L	134.4	0.3438	7,246
Mn2576_R		2,374	ug/L	7.429	0.3129	26,310
Mo2020_A		499.5	ug/L	3.845	0.7699	1,054

SE6618-016A

Method Name: K6010-2011
 Analyst Name: EAM
 Acquire Date: 10/27/2011 1:43:14AM

Method Revision: 50

Sample Type: Unknown

Elem	Flags	Avg	Units	Stddev	%RSD	Intensity Ratio
Na5895_R		33,990	ug/L	17.64	0.05191	65,410
Ni2316_A		641.6	ug/L	2.221	0.3461	1,531
Pb2203_A		561.1	ug/L	2.780	0.4955	608.4
Sb2068_A		475.1	ug/L	4.722	0.9938	185.3
Se1960_A		474.8	ug/L	8.033	1.692	95.49
Si2516_R		3,449	ug/L	0.5782	0.01676	1,974
Sn1899_A		522.1	ug/L	1.322	0.2532	280.6
Sr4215_R		589.7	ug/L	0.05227	0.008863	46,600
Ti3349_A		2,491	ug/L	22.50	0.9034	77,680
Tl1908_A		460.3	ug/L	1.977	0.4295	200.5
V_2924_A		680.2	ug/L	4.858	0.7143	10,460
Zn2062_A		991.2	ug/L	4.185	0.4222	3,189
Y_3600_R		24,304	Cts/S	74.893	0.30815	24,304
Y_2243_A		9,077.3	Cts/S	25.996	0.28638	9,077.3
Y_3600_A		241,460	Cts/S	3,100.5	1.2841	241,460

SE6618-016D

Method Name: K6010-2011
 Analyst Name: EAM
 Acquire Date: 10/27/2011 1:47:49AM

Method Revision: 50

Sample Type: Unknown

Elem	Flags	Avg	Units	Stddev	%RSD	Intensity Ratio
Ag3280_A		0.07762	ug/L	0.7248	933.8	-1,133
Al3961_R		102,400	ug/L	1,264	1.234	91,590
As1891_A		100.6	ug/L	0.7913	0.7867	15.97
Au2427_A		-0.6029	ug/L	2.359	391.3	234.4
B_2089_A		62.47	ug/L	0.5462	0.8744	61.37
Ba4554_R		135.5	ug/L	0.6043	0.4459	8,114
Be3130_R		4.174	ug/L	0.01535	0.3676	260.4
Ca3158_R		32,110	ug/L	68.52	0.2134	51,910
Cd2265_A		2.140	ug/L	0.3233	15.11	391.4
Co2286_A		115.1	ug/L	0.1941	0.1686	480.3
Cr2677_A		166.4	ug/L	0.3057	0.1837	2,506
Cu3273_A		181.0	ug/L	0.09542	0.05271	2,403
Fe2599_R	W	284,300	ug/L	4,273	1.503	563,600
K_7664_R		10,280	ug/L	58.32	0.5675	6,810
Li6707_R		267.7	ug/L	1.150	0.4295	2,965
Mg2025_A		41,640	ug/L	45.40	0.1090	7,852
Mn2576_R		3,579	ug/L	31.20	0.8717	40,520
Mo2020_A		18.92	ug/L	0.2700	1.427	39.66
Na5895_R		33,250	ug/L	83.82	0.2521	65,400
Ni2316_A		235.1	ug/L	0.1046	0.04447	553.1
Pb2203_A		96.86	ug/L	1.115	1.151	101.4
Sb2068_A		2.847	ug/L	0.4697	16.50	6.555
Se1960_A		4.435	ug/L	1.342	30.26	4.576
Si2516_R		3,058	ug/L	47.54	1.555	1,784
Sn1899_A		19.05	ug/L	0.3272	1.717	11.66
Sr4215_R		292.9	ug/L	1.236	0.4219	23,620
Ti3349_A		2,871	ug/L	2.280	0.07942	92,900
Tl1908_A		-4.338	ug/L	0.9982	23.01	-7.728
V_2924_A		218.3	ug/L	0.7328	0.3356	3,537
Zn2062_A		602.2	ug/L	1.300	0.2159	1,972
Y_3600_R		24,844	Cts/S	303.80	1.2229	24,844
Y_2243_A		9,232.2	Cts/S	33.358	0.36133	9,232.2
Y_3600_A		250,520	Cts/S	42.503	0.016966	250,520

SE6618-016S

Method Name: K6010-2011

Method Revision: 50

SE6618-016S

Method Name: K6010-2011
 Analyst Name: EAM
 Acquire Date: 10/27/2011 1:52:24AM

Method Revision: 50

Sample Type: Unknown

Elem	Flags	Avg	Units	Stddev	%RSD	Intensity Ratio
Ag3280_A		47.26	ug/L	0.5642	1.194	83.46
Al3961_R		103,300	ug/L	59.77	0.05789	91,550
As1891_A		197.5	ug/L	2.309	1.169	49.85
Au2427_A		-0.05632	ug/L	0.7973	1,416	207.5
B_2089_A		500.2	ug/L	0.3037	0.06070	477.4
Ba4554_R		1,994	ug/L	1.773	0.08890	117,000
Be3130_R		53.49	ug/L	0.3311	0.6189	5,306
Ca3158_R		20,430	ug/L	17.70	0.08662	32,720
Cd2265_A		235.1	ug/L	0.4815	0.2048	4,057
Co2286_A		573.2	ug/L	0.1143	0.01995	2,244
Cr2677_A		350.4	ug/L	4.121	1.176	5,168
Cu3273_A		416.2	ug/L	3.830	0.9202	5,702
Fe2599_R	W	259,200	ug/L	162.9	0.06285	509,300
K_7664_R		18,190	ug/L	22.65	0.1245	11,940
Li6707_R		729.5	ug/L	2.822	0.3869	8,015
Mg2025_A		42,700	ug/L	26.78	0.06272	8,008
Mn2576_R		2,934	ug/L	1.671	0.05697	32,930
Mo2020_A		304.2	ug/L	1.105	0.3631	648.9
Na5895_R		40,880	ug/L	141.8	0.3470	79,710
Ni2316_A		674.3	ug/L	0.9762	0.1448	1,626
Pb2203_A		194.6	ug/L	0.7409	0.3808	208.2
Sb2068_A		52.84	ug/L	0.6186	1.171	25.41
Se1960_A		95.21	ug/L	3.804	3.996	22.30
Si2516_R		6,385	ug/L	7.959	0.1247	3,693
Sn1899_A		464.9	ug/L	0.9303	0.2001	252.8
Sr4215_R		652.4	ug/L	0.3028	0.04641	52,250
Ti3349_A		3,144	ug/L	26.62	0.8465	100,800
Tl1908_A		88.02	ug/L	0.05148	0.05849	33.88
V_2924_A		699.0	ug/L	7.313	1.046	11,090
Zn2062_A		1,065	ug/L	3.082	0.2894	3,466
Y_3600_R		24,627	Cts/S	300.94	1.2220	24,627
Y_2243_A		9,181.6	Cts/S	10.265	0.11180	9,181.6
Y_3600_A		248,230	Cts/S	2,877.9	1.1594	248,230

SE6618-017

Method Name: K6010-2011
 Analyst Name: EAM
 Acquire Date: 10/27/2011 1:56:59AM

Method Revision: 50

Sample Type: Unknown

Elem	Flags	Avg	Units	Stddev	%RSD	Intensity Ratio
Ag3280_A		5.814	ug/L	0.06170	1.061	-432.8
Al3961_R		60,630	ug/L	457.1	0.7538	53,460
As1891_A		49.33	ug/L	2.423	4.912	7.264
Au2427_A		-1.507	ug/L	0.1899	12.60	105.0
B_2089_A		207.6	ug/L	0.9046	0.4358	195.7
Ba4554_R		205.4	ug/L	0.4677	0.2277	12,070
Be3130_R		3.995	ug/L	0.1119	2.802	242.9
Ca3158_R		29,540	ug/L	120.1	0.4068	47,060
Cd2265_A		4.930	ug/L	0.2215	4.492	247.6
Co2286_A		32.81	ug/L	0.006042	0.01842	156.7
Cr2677_A		323.6	ug/L	0.4649	0.1437	4,727
Cu3273_A		803.9	ug/L	3.169	0.3942	11,150
Fe2599_R		137,600	ug/L	1,104	0.8021	268,900
K_7664_R		17,570	ug/L	159.5	0.9080	11,470
Li6707_R		137.3	ug/L	1.065	0.7758	1,498
Mg2025_A		37,580	ug/L	63.97	0.1702	6,996
Mn2576_R		1,517	ug/L	11.27	0.7432	16,940
Mo2020_A		15.38	ug/L	0.1565	1.017	31.61

SE6618-017

Method Name: K6010-2011
 Analyst Name: EAM
 Acquire Date: 10/27/2011 1:56:59AM

Method Revision: 50

Sample Type: Unknown

Elem	Flags	Avg	Units	Stddev	%RSD	Intensity Ratio
Na5895_R		63,480	ug/L	73.77	0.1162	123,100
Ni2316_A		139.4	ug/L	0.1155	0.08282	326.2
Pb2203_A		408.1	ug/L	0.2443	0.05985	444.3
Sb2068_A		10.83	ug/L	0.9883	9.122	7.732
Se1960_A		5.318	ug/L	1.854	34.86	3.930
Si2516_R		3,244	ug/L	35.74	1.102	1,871
Sn1899_A		77.65	ug/L	0.4641	0.5977	43.01
Sr4215_R		243.1	ug/L	0.6942	0.2856	19,310
Ti3349_A		2,820	ug/L	9.452	0.3352	89,860
Tl1908_A		-1.397	ug/L	0.4953	35.46	-4.399
V_2924_A		411.5	ug/L	0.6320	0.1536	6,498
Zn2062_A		2,000	ug/L	1.295	0.06475	6,468
Y_3600_R		24,489	Cts/S	82.406	0.33650	24,489
Y_2243_A		9,117.0	Cts/S	1.3496	0.014803	9,117.0
Y_3600_A		246,710	Cts/S	627.66	0.25441	246,710

SE6618-018

Method Name: K6010-2011
 Analyst Name: EAM
 Acquire Date: 10/27/2011 2:01:34AM

Method Revision: 50

Sample Type: Unknown

Elem	Flags	Avg	Units	Stddev	%RSD	Intensity Ratio
Ag3280_A		5.002	ug/L	0.1460	2.919	-1,015
Al3961_R		71,550	ug/L	754.4	1.054	63,760
As1891_A		89.81	ug/L	0.6843	0.7620	12.15
Au2427_A		6.318	ug/L	1.271	20.11	486.5
B_2089_A		199.3	ug/L	1.652	0.8290	188.4
Ba4554_R		216.8	ug/L	0.8286	0.3822	12,870
Be3130_R		4.050	ug/L	0.02805	0.6927	218.2
Ca3158_R		25,210	ug/L	14.99	0.05949	40,590
Cd2265_A		22.79	ug/L	0.1966	0.8629	714.2
Co2286_A		90.01	ug/L	0.5022	0.5579	382.5
Cr2677_A		817.1	ug/L	1.732	0.2120	11,960
Cu3273_A		2,119	ug/L	1.421	0.06706	29,500
Fe2599_R	W	286,900	ug/L	498.8	0.1739	566,600
K_7664_R		14,250	ug/L	48.82	0.3426	9,405
Li6707_R		182.7	ug/L	2.469	1.351	2,015
Mg2025_A		52,900	ug/L	55.18	0.1043	9,822
Mn2576_R		19,160	ug/L	74.54	0.3891	216,000
Mo2020_A		45.65	ug/L	0.2858	0.6261	95.80
Na5895_R		48,960	ug/L	24.33	0.04970	95,930
Ni2316_A		640.9	ug/L	0.1416	0.02210	1,529
Pb2203_A		4,781	ug/L	7.589	0.1587	5,255
Sb2068_A		93.18	ug/L	1.446	1.552	42.38
Se1960_A		13.15	ug/L	3.957	30.08	6.658
Si2516_R		2,935	ug/L	9.369	0.3192	1,707
Sn1899_A		238.1	ug/L	1.486	0.6242	129.1
Sr4215_R		245.7	ug/L	1.122	0.4565	19,730
Ti3349_A		3,403	ug/L	12.40	0.3644	108,600
Tl1908_A		-8.829	ug/L	1.094	12.40	-27.14
V_2924_A		580.6	ug/L	0.5897	0.1016	9,099
Zn2062_A	F	20,720	ug/L	43.54	0.2101	66,950
Y_3600_R		24,753	Cts/S	27.639	0.11166	24,753
Y_2243_A		9,109.0	Cts/S	17.404	0.19106	9,109.0
Y_3600_A		247,000	Cts/S	74.824	0.030294	247,000

CCV

Method Name: K6010-2011

Method Revision: 50

CCV

Method Name: K6010-2011
 Analyst Name: EAM
 Acquire Date: 10/27/2011 2:06:06AM

Method Revision: 50

Sample Type: QC

Elem	Flags	Avg	Units	Stddev	%RSD	Intensity Ratio
Ag3280_A		494.7	ug/L	0.6717	0.1358	11,680
Al3961_R		12,410	ug/L	6.003	0.04835	10,930
As1891_A		491.8	ug/L	1.802	0.3664	162.5
Au2427_A		496.1	ug/L	6.852	1.381	1,886
B_2089_A		492.8	ug/L	0.1692	0.03433	473.2
Ba4554_R		477.9	ug/L	1.328	0.2779	27,810
Be3130_R		502.7	ug/L	1.344	0.2674	51,000
Ca3158_R		12,340	ug/L	13.85	0.1122	19,540
Cd2265_A		488.4	ug/L	0.9029	0.1849	7,756
Co2286_A		495.6	ug/L	2.218	0.4475	1,915
Cr2677_A		485.7	ug/L	0.5111	0.1052	7,160
Cu3273_A		490.5	ug/L	0.08447	0.01722	6,945
Fe2599_R		12,530	ug/L	66.95	0.5343	24,370
K_7664_R		12,020	ug/L	19.58	0.1629	7,813
Li6707_R		498.6	ug/L	1.736	0.3483	5,419
Mg2025_A		12,500	ug/L	21.41	0.1713	2,337
Mn2576_R		500.2	ug/L	1.333	0.2665	5,558
Mo2020_A		490.2	ug/L	1.802	0.3675	1,044
Na5895_R	W	11,360	ug/L	62.60	0.5510	21,940
Ni2316_A		496.3	ug/L	1.495	0.3013	1,209
Pb2203_A		496.6	ug/L	0.2642	0.05320	547.2
Sb2068_A	W	472.3	ug/L	6.067	1.284	182.4
Se1960_A		490.5	ug/L	2.525	0.5148	98.27
Si2516_R		12,560	ug/L	58.59	0.4664	7,191
Sn1899_A		497.0	ug/L	0.3314	0.06667	269.7
Sr4215_R		487.6	ug/L	1.261	0.2587	38,610
Ti3349_A		485.8	ug/L	1.029	0.2119	15,680
Tl1908_A		500.0	ug/L	0.9161	0.1832	223.4
V_2924_A		496.9	ug/L	1.404	0.2826	7,873
Zn2062_A		491.7	ug/L	2.492	0.5068	1,597
Y_3600_R		24,366	Cts/S	154.66	0.63472	24,366
Y_2243_A		9,164.0	Cts/S	5.0000	0.054561	9,164.0
Y_3600_A		250,190	Cts/S	404.98	0.16187	250,190

CCB

Method Name: K6010-2011
 Analyst Name: EAM
 Acquire Date: 10/27/2011 2:10:30AM

Method Revision: 50

Sample Type: QC

Elem	Flags	Avg	Units	Stddev	%RSD	Intensity Ratio
Ag3280_A		0.1839	ug/L	0.3035	165.0	-32.29
Al3961_R		-8.870	ug/L	13.15	148.2	12.72
As1891_A		1.001	ug/L	0.9173	91.64	-0.8972
Au2427_A		0.5755	ug/L	1.054	183.2	3.050
B_2089_A		1.146	ug/L	0.3229	28.19	3.157
Ba4554_R		-0.1106	ug/L	0.03440	31.10	91.86
Be3130_R		0.04490	ug/L	0.02230	49.66	1.188
Ca3158_R		0.6610	ug/L	7.510	1,136	-41.50
Cd2265_A		0.02653	ug/L	0.06274	236.4	-1.261
Co2286_A		0.07381	ug/L	0.1711	231.8	6.014
Cr2677_A		0.09380	ug/L	0.1838	195.9	6.169
Cu3273_A		0.07545	ug/L	0.04722	62.58	-2.450
Fe2599_R		4.614	ug/L	2.584	56.00	12.29
K_7664_R		48.86	ug/L	13.30	27.22	41.31
Li6707_R		8.650	ug/L	1.510	17.46	90.06
Mg2025_A		4.420	ug/L	0.5000	11.31	-2.269
Mn2576_R		-0.3430	ug/L	0.3502	102.1	2.220
Mo2020_A		1.506	ug/L	0.1925	12.79	2.287

CCB

Method Name: K6010-2011
Analyst Name: EAM
Acquire Date: 10/27/2011 2:10:30AM

Method Revision: 50

Sample Type: QC

Elem	Flags	Avg	Units	Stddev	%RSD	Intensity Ratio
Na5895_R		40.46	ug/L	10.97	27.10	106.8
Ni2316_A		0.08527	ug/L	0.1541	180.7	-0.6044
Pb2203_A		0.3665	ug/L	0.5783	157.8	-0.06613
Sb2068_A		0.3481	ug/L	0.3391	97.40	0.8563
Se1960_A		0.4843	ug/L	1.278	263.9	2.094
Si2516_R		8.064	ug/L	7.238	89.75	15.33
Sn1899_A		0.03314	ug/L	0.4947	1,493	1.306
Sr4215_R		0.1138	ug/L	0.01611	14.16	-62.40
Ti3349_A		0.09014	ug/L	0.2214	245.6	-34.19
Tl1908_A		0.08848	ug/L	0.2166	244.8	-0.3297
V_2924_A		-0.07517	ug/L	0.3283	436.7	-3.403
Zn2062_A		0.007374	ug/L	0.0007610	10.32	0.5549
Y_3600_R		24,024	Cts/S	166.26	0.69204	24,024
Y_2243_A		9,151.8	Cts/S	47.689	0.52109	9,151.8
Y_3600_A		252,330	Cts/S	3,074.7	1.2185	252,330

SE6618-019

Method Name: K6010-2011
Analyst Name: EAM
Acquire Date: 10/27/2011 2:15:10AM

Method Revision: 50

Sample Type: Unknown

Elem	Flags	Avg	Units	Stddev	%RSD	Intensity Ratio
Ag3280_A		0.2976	ug/L	0.8991	302.1	-673.9
Al3961_R		78,260	ug/L	92.43	0.1181	69,050
As1891_A		67.60	ug/L	1.317	1.948	11.82
Au2427_A		-0.5338	ug/L	0.06434	12.05	135.7
B_2089_A		166.9	ug/L	1.091	0.6536	158.4
Ba4554_R		144.3	ug/L	0.1266	0.08772	8,519
Be3130_R		3.407	ug/L	0.02725	0.7998	148.0
Ca3158_R		77,720	ug/L	246.8	0.3176	124,000
Cd2265_A		2.342	ug/L	0.02134	0.9112	240.3
Co2286_A		47.84	ug/L	0.04676	0.09774	220.0
Cr2677_A		162.3	ug/L	0.4208	0.2593	2,423
Cu3273_A		99.28	ug/L	0.4135	0.4165	1,294
Fe2599_R		164,000	ug/L	1,093	0.6664	320,600
K_7664_R		14,340	ug/L	27.66	0.1929	9,369
Li6707_R		215.5	ug/L	0.6506	0.3020	2,354
Mg2025_A		38,590	ug/L	25.80	0.06687	7,206
Mn2576_R		2,191	ug/L	1.283	0.05858	24,470
Mo2020_A		27.60	ug/L	0.3954	1.433	57.73
Na5895_R		45,020	ug/L	157.5	0.3498	87,350
Ni2316_A		133.0	ug/L	0.3268	0.2457	309.3
Pb2203_A		74.52	ug/L	0.5295	0.7106	75.45
Sb2068_A		-1.136	ug/L	0.5128	45.13	3.215
Se1960_A		2.138	ug/L	3.293	154.0	3.526
Si2516_R		2,711	ug/L	3.229	0.1191	1,566
Sn1899_A		20.40	ug/L	0.1130	0.5537	12.28
Sr4215_R		664.8	ug/L	0.4293	0.06457	52,980
Ti3349_A		3,392	ug/L	7.751	0.2285	109,600
Tl1908_A		-2.953	ug/L	0.5071	17.18	-5.600
V_2924_A		214.5	ug/L	0.1378	0.06422	3,457
Zn2062_A		420.0	ug/L	0.3892	0.09267	1,362
Y_3600_R		24,506	Cts/S	230.40	0.94016	24,506
Y_2243_A		9,141.9	Cts/S	0.57042	0.0062397	9,141.9
Y_3600_A		250,170	Cts/S	1,215.6	0.48593	250,170

SE6618-020

Method Name: K6010-2011

Method Revision: 50

SE6618-020

Method Name: K6010-2011
 Analyst Name: EAM
 Acquire Date: 10/27/2011 2:19:45AM

Method Revision: 50

Sample Type: Unknown

Elem	Flags	Avg	Units	Stddev	%RSD	Intensity Ratio
Ag3280_A		8.053	ug/L	0.03669	0.4557	-375.0
Al3961_R		52,940	ug/L	51.70	0.09766	46,980
As1891_A		65.49	ug/L	2.584	3.946	12.68
Au2427_A		-0.2698	ug/L	1.206	447.2	119.1
B_2089_A		182.1	ug/L	0.6959	0.3821	171.2
Ba4554_R		205.9	ug/L	0.4000	0.1943	12,180
Be3130_R		3.703	ug/L	0.01784	0.4818	237.8
Ca3158_R		27,640	ug/L	23.86	0.08634	44,320
Cd2265_A		13.10	ug/L	0.2829	2.160	373.5
Co2286_A		54.11	ug/L	0.3513	0.6493	233.4
Cr2677_A		840.6	ug/L	3.188	0.3793	12,200
Cu3273_A		879.2	ug/L	4.967	0.5650	12,170
Fe2599_R		137,200	ug/L	1,851	1.350	269,800
K_7664_R		15,070	ug/L	3.186	0.02115	9,900
Li6707_R		120.6	ug/L	0.4394	0.3644	1,323
Mg2025_A		42,050	ug/L	28.18	0.06701	7,772
Mn2576_R		2,242	ug/L	4.589	0.2046	25,190
Mo2020_A		28.22	ug/L	0.4024	1.426	58.60
Na5895_R		62,700	ug/L	136.3	0.2174	122,300
Ni2316_A		229.9	ug/L	0.5347	0.2326	542.2
Pb2203_A		7,220	ug/L	6.981	0.09669	7,892
Sb2068_A		75.84	ug/L	0.7540	0.9942	33.68
Se1960_A		3.940	ug/L	1.036	26.28	3.617
Si2516_R		2,706	ug/L	29.89	1.104	1,572
Sn1899_A		121.3	ug/L	0.4018	0.3313	66.05
Sr4215_R		240.1	ug/L	0.01388	0.005779	19,200
Ti3349_A		2,432	ug/L	8.544	0.3513	77,290
Tl1908_A		-0.6047	ug/L	0.3633	60.07	-4.797
V_2924_A		469.0	ug/L	2.443	0.5208	7,354
Zn2062_A		10,570	ug/L	30.69	0.2904	33,970
Y_3600_R		24,647	Cts/S	132.36	0.53700	24,647
Y_2243_A		9,061.6	Cts/S	17.094	0.18865	9,061.6
Y_3600_A		246,030	Cts/S	730.06	0.29674	246,030

CCV

Method Name: K6010-2011
 Analyst Name: EAM
 Acquire Date: 10/27/2011 2:24:21AM

Method Revision: 50

Sample Type: QC

Elem	Flags	Avg	Units	Stddev	%RSD	Intensity Ratio
Ag3280_A		496.0	ug/L	2.847	0.5739	11,680
Al3961_R		12,810	ug/L	393.3	3.071	10,870
As1891_A		493.9	ug/L	7.809	1.581	163.3
Au2427_A		494.9	ug/L	5.274	1.066	1,883
B_2089_A		490.5	ug/L	6.046	1.233	471.3
Ba4554_R		489.8	ug/L	12.00	2.449	27,500
Be3130_R		516.6	ug/L	15.43	2.987	50,560
Ca3158_R		12,620	ug/L	310.7	2.461	19,280
Cd2265_A		485.6	ug/L	5.731	1.180	7,717
Co2286_A		495.1	ug/L	4.698	0.9491	1,914
Cr2677_A		484.5	ug/L	1.062	0.2193	7,120
Cu3273_A		489.2	ug/L	0.9605	0.1963	6,907
Fe2599_R		12,720	ug/L	451.5	3.549	23,860
K_7664_R		12,260	ug/L	425.5	3.470	7,687
Li6707_R		505.7	ug/L	11.83	2.339	5,303
Mg2025_A		12,430	ug/L	139.3	1.120	2,325
Mn2576_R		508.3	ug/L	15.98	3.143	5,448
Mo2020_A		487.4	ug/L	8.408	1.725	1,039

CCV

Method Name: K6010-2011
 Analyst Name: EAM
 Acquire Date: 10/27/2011 2:24:21AM

Method Revision: 50

Sample Type: QC

Elem	Flags	Avg	Units	Stddev	%RSD	Intensity Ratio
Na5895_R	W	11,690	ug/L	192.4	1.645	21,780
Ni2316_A		495.5	ug/L	5.803	1.171	1,208
Pb2203_A		492.2	ug/L	4.003	0.8132	542.7
Sb2068_A		474.2	ug/L	16.16	3.408	183.2
Se1960_A		486.3	ug/L	10.48	2.156	97.50
Si2516_R		12,850	ug/L	364.7	2.839	7,094
Sn1899_A		495.9	ug/L	5.230	1.055	269.3
Sr4215_R		497.6	ug/L	13.27	2.666	38,020
Ti3349_A		486.9	ug/L	1.804	0.3706	15,660
Tl1908_A		496.4	ug/L	5.745	1.157	221.9
V_2924_A		499.5	ug/L	2.321	0.4646	7,891
Zn2062_A		492.1	ug/L	5.660	1.150	1,599
Y_3600_R		23,506	Cts/S	101.54	0.43197	23,506
Y_2243_A		9,169.9	Cts/S	95.144	1.0376	9,169.9
Y_3600_A		249,440	Cts/S	1,905.7	0.76400	249,440

CCB

Method Name: K6010-2011
 Analyst Name: EAM
 Acquire Date: 10/27/2011 2:28:46AM

Method Revision: 50

Sample Type: QC

Elem	Flags	Avg	Units	Stddev	%RSD	Intensity Ratio
Ag3280_A		0.2767	ug/L	0.2895	104.6	-30.02
Al3961_R		-1.382	ug/L	7.772	562.4	19.41
As1891_A		1.345	ug/L	1.318	97.94	-0.7773
Au2427_A		0.2030	ug/L	0.5475	269.7	1.637
B_2089_A		0.4542	ug/L	0.3251	71.59	2.497
Ba4554_R		-0.1235	ug/L	0.1293	104.7	91.86
Be3130_R		0.02298	ug/L	0.01521	66.18	-1.007
Ca3158_R		-0.3394	ug/L	4.421	1,303	-43.42
Cd2265_A		0.01225	ug/L	0.02117	172.9	-1.486
Co2286_A		0.1285	ug/L	0.2125	165.4	6.177
Cr2677_A		0.1225	ug/L	0.2901	236.9	6.583
Cu3273_A		-0.1176	ug/L	0.01164	9.895	-5.196
Fe2599_R		0.7975	ug/L	0.6872	86.16	5.027
K_7664_R		29.72	ug/L	1.139	3.834	29.32
Li6707_R		5.687	ug/L	0.8103	14.25	58.71
Mg2025_A		1.070	ug/L	1.038	97.07	-2.877
Mn2576_R		-0.2567	ug/L	0.2100	81.81	3.168
Mo2020_A		1.737	ug/L	0.3220	18.54	2.762
Na5895_R		33.65	ug/L	3.317	9.856	94.67
Ni2316_A		0.3406	ug/L	0.006207	1.822	0.01897
Pb2203_A		-0.4810	ug/L	0.3737	77.70	-0.9969
Sb2068_A		0.8659	ug/L	0.6405	73.97	1.047
Se1960_A		4.415	ug/L	1.448	32.80	2.844
Si2516_R		1.626	ug/L	7.660	471.1	11.80
Sn1899_A		0.09021	ug/L	0.8280	917.8	1.330
Sr4215_R		-0.006818	ug/L	0.05420	794.9	-72.41
Ti3349_A		0.06302	ug/L	0.4424	702.0	-35.01
Tl1908_A		0.4523	ug/L	0.3206	70.90	-0.1649
V_2924_A		0.2578	ug/L	0.1926	74.71	1.892
Zn2062_A		-0.01278	ug/L	0.02688	210.3	0.4863
Y_3600_R		24,212	Cts/S	176.08	0.72724	24,212
Y_2243_A		9,089.2	Cts/S	61.487	0.67649	9,089.2
Y_3600_A		251,930	Cts/S	1,717.3	0.68166	251,930

PQL

Method Name: K6010-2011

Method Revision: 50

PQL

Method Name: K6010-2011

Method Revision: 50

Analyst Name: EAM

Acquire Date: 10/27/2011 2:33:22AM

Sample Type: QC

Elem	Flags	Avg	Units	Stddev	%RSD	Intensity Ratio
Ag3280_A		10.68	ug/L	0.1790	1.676	220.5
Al3961_R		295.2	ug/L	3.824	1.295	279.3
As1891_A		7.877	ug/L	0.7429	9.431	1.391
Au2427_A		98.93	ug/L	0.6816	0.6890	372.8
B_2089_A		50.28	ug/L	0.4784	0.9515	49.15
Ba4554_R		4.949	ug/L	0.4067	8.218	385.6
Be3130_R		5.229	ug/L	0.08330	1.593	525.3
Ca3158_R		103.9	ug/L	6.716	6.466	121.3
Cd2265_A		5.195	ug/L	0.02526	0.4862	80.47
Co2286_A		10.78	ug/L	0.1624	1.506	47.13
Cr2677_A		10.19	ug/L	0.3079	3.021	157.1
Cu3273_A		26.17	ug/L	0.3264	1.247	373.1
Fe2599_R		103.5	ug/L	0.4429	0.4280	204.2
K_7664_R		992.7	ug/L	40.37	4.067	652.8
Li6707_R		105.1	ug/L	0.5249	0.4993	1,138
Mg2025_A		103.3	ug/L	0.9131	0.8841	16.15
Mn2576_R		4.694	ug/L	0.02370	0.5048	58.00
Mo2020_A		11.30	ug/L	0.1226	1.085	23.07
Na5895_R		957.4	ug/L	6.117	0.6389	1,872
Ni2316_A		10.71	ug/L	0.1180	1.101	25.21
Pb2203_A		5.178	ug/L	0.2256	4.356	5.197
Sb2068_A		7.243	ug/L	0.8456	11.67	3.499
Se1960_A		10.81	ug/L	1.062	9.833	4.105
Si2516_R		204.4	ug/L	4.789	2.343	127.5
Sn1899_A		101.7	ug/L	0.7312	0.7186	56.02
Sr4215_R		9.976	ug/L	0.08659	0.8680	717.4
Ti3349_A		15.35	ug/L	0.2848	1.855	466.3
Tl1908_A		16.07	ug/L	1.297	8.073	6.816
V_2924_A		10.43	ug/L	0.1855	1.779	165.5
Zn2062_A		20.87	ug/L	0.3870	1.854	68.05
Y_3600_R		24,305	Cts/S	68.922	0.28357	24,305
Y_2243_A		9,128.0	Cts/S	55.994	0.61343	9,128.0
Y_3600_A		253,930	Cts/S	3,446.2	1.3571	253,930

ICSA

Method Name: K6010-2011

Method Revision: 50

Analyst Name: EAM

Acquire Date: 10/27/2011 2:37:58AM

Sample Type: QC

Elem	Flags	Avg	Units	Stddev	%RSD	Intensity Ratio
Ag3280_A		-1.562	ug/L	0.7350	47.05	-669.6
Al3961_R		478,300	ug/L	2,923	0.6111	411,200
As1891_A		-0.5619	ug/L	0.3998	71.16	-10.64
Au2427_A		-4.923	ug/L	1.744	35.43	91.07
B_2089_A		-0.4034	ug/L	0.7008	173.7	1.491
Ba4554_R		0.9752	ug/L	0.07143	7.325	153.0
Be3130_R		-0.03454	ug/L	0.04596	133.1	-6.792
Ca3158_R		443,300	ug/L	13,290	2.997	689,500
Cd2265_A		1.475	ug/L	0.4030	27.32	222.5
Co2286_A		-0.9619	ug/L	0.02749	2.858	4.400
Cr2677_A		4.699	ug/L	0.05412	1.152	89.94
Cu3273_A		9.545	ug/L	0.8331	8.729	41.40
Fe2599_R		177,200	ug/L	3,843	2.169	337,700
K_7664_R		115.2	ug/L	8.431	7.320	83.33
Li6707_R		15.99	ug/L	0.5121	3.202	167.7
Mg2025_A		445,700	ug/L	371.8	0.08342	76,120
Mn2576_R		-0.9182	ug/L	0.1451	15.80	17.23
Mo2020_A		-2.231	ug/L	0.2090	9.367	-5.180

ICSA

Method Name: K6010-2011
 Analyst Name: EAM
 Acquire Date: 10/27/2011 2:37:58AM

Method Revision: 50

Sample Type: QC

Elem	Flags	Avg	Units	Stddev	%RSD	Intensity Ratio
Na5895_R		114.0	ug/L	0.8623	0.7562	245.3
Ni2316_A		1.488	ug/L	0.2521	16.94	-10.68
Pb2203_A		0.2658	ug/L	2.205	829.6	-56.95
Sb2068_A		-0.2204	ug/L	1.049	475.6	4.585
Se1960_A		4.142	ug/L	2.217	53.53	6.113
Si2516_R		1.812	ug/L	0.2950	16.29	5.877
Sn1899_A		4.087	ug/L	0.7830	19.16	3.191
Sr4215_R	W	54.05	ug/L	0.004316	0.007986	4,133
Ti3349_A		1.865	ug/L	0.09954	5.337	21.02
Tl1908_A		3.059	ug/L	0.5345	17.48	1.172
V_2924_A		0.03316	ug/L	0.1546	466.2	29.74
Zn2062_A		1.959	ug/L	0.04711	2.405	6.279
Y_3600_R		23,887	Cts/S	245.13	1.0262	23,887
Y_2243_A		8,360.4	Cts/S	5.2886	0.063258	8,360.4
Y_3600_A		224,800	Cts/S	1,061.4	0.47217	224,800

ICSAB

Method Name: K6010-2011
 Analyst Name: EAM
 Acquire Date: 10/27/2011 2:42:44AM

Method Revision: 50

Sample Type: QC

Elem	Flags	Avg	Units	Stddev	%RSD	Intensity Ratio
Ag3280_A		215.0	ug/L	0.1274	0.05926	3,924
Al3961_R		480,200	ug/L	2,782	0.5794	402,400
As1891_A		100.3	ug/L	0.8987	0.8960	20.01
Au2427_A		495.7	ug/L	4.482	0.9042	1,809
B_2089_A		491.0	ug/L	2.273	0.4631	427.7
Ba4554_R		488.1	ug/L	0.03191	0.006539	27,140
Be3130_R		508.7	ug/L	1.194	0.2347	49,310
Ca3158_R		448,700	ug/L	4,558	1.016	680,200
Cd2265_A		905.6	ug/L	2.179	0.2406	13,230
Co2286_A		458.2	ug/L	0.5183	0.1131	1,610
Cr2677_A		474.5	ug/L	2.520	0.5311	6,265
Cu3273_A		521.1	ug/L	0.7434	0.1427	6,513
Fe2599_R		179,000	ug/L	1,217	0.6798	332,600
K_7664_R		20,190	ug/L	85.65	0.4242	12,530
Li6707_R		527.3	ug/L	1.268	0.2405	5,476
Mg2025_A		435,600	ug/L	742.0	0.1703	73,980
Mn2576_R		474.9	ug/L	3.242	0.6828	5,062
Mo2020_A		480.7	ug/L	1.758	0.3656	929.0
Na5895_R		19,620	ug/L	23.07	0.1176	36,180
Ni2316_A		898.8	ug/L	1.522	0.1694	1,975
Pb2203_A		46.61	ug/L	1.023	2.194	-10.33
Sb2068_A		597.7	ug/L	3.252	0.5441	212.7
Se1960_A		51.87	ug/L	0.9067	1.748	14.62
Si2516_R		1,988	ug/L	14.67	0.7377	1,093
Sn1899_A		459.3	ug/L	1.323	0.2881	226.2
Sr4215_R		542.8	ug/L	1.242	0.2287	41,080
Ti3349_A		497.3	ug/L	0.5765	0.1159	14,320
Tl1908_A		90.12	ug/L	1.676	1.859	35.45
V_2924_A		492.0	ug/L	1.332	0.2707	6,987
Zn2062_A		922.9	ug/L	0.9017	0.09771	2,720
Y_3600_R		23,283	Cts/S	118.86	0.51050	23,283
Y_2243_A		8,313.7	Cts/S	28.749	0.34580	8,313.7
Y_3600_A		223,280	Cts/S	908.40	0.40684	223,280

CCV

Method Name: K6010-2011

Method Revision: 50

CCV

Method Name: K6010-2011
Analyst Name: EAM
Acquire Date: 10/27/2011 2:47:24AM

Method Revision: 50

Sample Type: QC

Elem	Flags	Avg	Units	Stddev	%RSD	Intensity Ratio
Ag3280_A		492.5	ug/L	1.971	0.4003	11,630
Al3961_R		12,280	ug/L	224.9	1.831	10,850
As1891_A		497.1	ug/L	0.9479	0.1907	162.9
Au2427_A		494.4	ug/L	2.779	0.5621	1,863
B_2089_A		495.5	ug/L	0.4369	0.08818	471.9
Ba4554_R	W	468.5	ug/L	6.064	1.294	27,360
Be3130_R		494.1	ug/L	8.050	1.629	50,310
Ca3158_R		12,140	ug/L	174.7	1.439	19,280
Cd2265_A		490.9	ug/L	0.4513	0.09194	7,730
Co2286_A		500.5	ug/L	0.4754	0.09499	1,917
Cr2677_A		483.2	ug/L	1.894	0.3921	7,123
Cu3273_A		487.0	ug/L	2.378	0.4884	6,897
Fe2599_R		12,370	ug/L	254.3	2.055	24,140
K_7664_R		11,870	ug/L	139.3	1.173	7,744
Li6707_R		484.0	ug/L	5.453	1.127	5,280
Mg2025_A		12,560	ug/L	9.020	0.07183	2,328
Mn2576_R		493.6	ug/L	8.914	1.806	5,504
Mo2020_A		494.6	ug/L	0.5199	0.1051	1,045
Na5895_R	W	11,400	ug/L	134.6	1.181	22,090
Ni2316_A		499.7	ug/L	0.07476	0.01496	1,207
Pb2203_A		497.6	ug/L	2.218	0.4457	543.8
Sb2068_A		478.0	ug/L	4.129	0.8637	183.0
Se1960_A		491.0	ug/L	2.425	0.4939	97.53
Si2516_R		12,420	ug/L	244.2	1.966	7,135
Sn1899_A		500.6	ug/L	1.795	0.3585	269.3
Sr4215_R		478.8	ug/L	6.400	1.337	38,050
Ti3349_A		485.2	ug/L	2.297	0.4734	15,660
Tl1908_A		500.4	ug/L	0.9215	0.1841	221.7
V_2924_A		494.0	ug/L	0.02371	0.004800	7,826
Zn2062_A		497.0	ug/L	0.04188	0.008425	1,601
Y_3600_R		24,458	Cts/S	529.77	2.1660	24,458
Y_2243_A		9,086.3	Cts/S	30.655	0.33737	9,086.3
Y_3600_A		250,190	Cts/S	19.589	0.0078297	250,190

CCB

Method Name: K6010-2011
Analyst Name: EAM
Acquire Date: 10/27/2011 2:51:47AM

Method Revision: 50

Sample Type: QC

Elem	Flags	Avg	Units	Stddev	%RSD	Intensity Ratio
Ag3280_A		0.8034	ug/L	0.3669	45.67	-17.33
Al3961_R		2.709	ug/L	2.283	84.27	22.81
As1891_A		0.9607	ug/L	0.2604	27.11	-0.9097
Au2427_A		0.7220	ug/L	0.3980	55.12	3.613
B_2089_A		0.5830	ug/L	0.1228	21.07	2.639
Ba4554_R		-0.1920	ug/L	0.01445	7.525	87.35
Be3130_R		0.05085	ug/L	0.02433	47.85	1.790
Ca3158_R		-1.014	ug/L	1.958	193.2	-44.23
Cd2265_A		0.04449	ug/L	0.007963	17.90	-0.9857
Co2286_A		0.2991	ug/L	0.1388	46.40	6.881
Cr2677_A		0.1192	ug/L	0.3303	277.1	6.474
Cu3273_A		0.2911	ug/L	0.2663	91.48	0.6625
Fe2599_R		-0.1697	ug/L	0.7918	466.6	3.147
K_7664_R		-24.13	ug/L	24.75	102.6	-5.333
Li6707_R		5.553	ug/L	0.08967	1.615	56.89
Mg2025_A		-1.132	ug/L	1.311	115.7	-3.309
Mn2576_R		-0.05791	ug/L	0.6561	1,133	5.350
Mo2020_A		1.877	ug/L	0.5710	30.42	3.080

CCB

Method Name: K6010-2011
Analyst Name: EAM
Acquire Date: 10/27/2011 2:51:47AM

Method Revision: 50

Sample Type: QC

Elem	Flags	Avg	Units	Stddev	%RSD	Intensity Ratio
Na5895_R		28.23	ug/L	7.629	27.02	83.72
Ni2316_A		0.1041	ug/L	0.05249	50.42	-0.5563
Pb2203_A		-0.2044	ug/L	0.1750	85.61	-0.7009
Sb2068_A		0.06564	ug/L	0.8956	1,364	0.7484
Se1960_A		2.373	ug/L	1.458	61.43	2.464
Si2516_R		3.585	ug/L	1.085	30.26	12.85
Sn1899_A		-0.05484	ug/L	0.1369	249.7	1.260
Sr4215_R		0.1754	ug/L	0.01047	5.969	-57.67
Ti3349_A		0.1132	ug/L	0.1067	94.24	-33.31
Tl1908_A		0.2013	ug/L	1.427	708.7	-0.2790
V_2924_A		0.2845	ug/L	0.2729	95.92	2.340
Zn2062_A		-0.001787	ug/L	0.04530	2,536	0.5252
Y_3600_R		24,064	Cts/S	101.05	0.41994	24,064
Y_2243_A		9,156.0	Cts/S	21.476	0.23455	9,156.0
Y_3600_A		251,270	Cts/S	2,983.0	1.1871	251,270

Logbooks and Supporting Documents

Reagent Information:

HNO3: K23022 HCL: K30036 H2O2: N/A Method: 3010

LCS / Spike

- CLPP-SPK-1 (ID/Vol): MS117 / 0.05 mL
- CLPP-SPK-INT1 (ID/Vol): MW13348 / 0.5 mL
- CLPP-SPK-INT2 (ID/Vol): NNY3362 / 0.5 mL
- Uranium Spike (ID/Vol): N/A / mL
- CLPP-SPK-4 (ID/Vol): N/A / mL

LCS/Spiking Information:

Hot Plate/Block ID: B
 Start Time/Temp.: 10:15/94 °C
 End Time/Temp.: 14:00/97 °C
 Thermometer ID/Pos.: AUC19 / 1:4

Filter Paper: N/A
 REVIEWED

10/26/11

KATAHDIN ANALYTICAL METALS SECTION

Sample ID	Batch ID	Initial Wt/Vol	Initial Units	Final Vol	Final Units	MX	Meth	Anal.	Date	Initial Color	Initial Clarity	Final Color	Final Clarity	Artifacts	Bottle
LCSWB1261CW1	B1261CW1	0.05	L	0.05	L	AQ	IC	NAT	10/26/2011	N/A	N/A	N/A	N/A		
PBWB1261CW1	B1261CW1		L		L	AQ	IC	NAT	10/26/2011	N/A	N/A	N/A	N/A		
SE6546-001	B1261CW1		L		L	AQ	IC	NAT	10/26/2011						A
SE6546-002	B1261CW1		L		L	AQ	IC	NAT	10/26/2011						
SE6546-003	B1261CW1		L		L	AQ	IC	NAT	10/26/2011						
SE6546-004	B1261CW1		L		L	AQ	IC	NAT	10/26/2011						
SE6546-005	B1261CW1		L		L	AQ	IC	NAT	10/26/2011						
SE6546-006	B1261CW1		L		L	AQ	IC	NAT	10/26/2011						
SE6546-006P	B1261CW1		L		L	AQ	IC	NAT	10/26/2011						
SE6546-006S	B1261CW1		L		L	AQ	IC	NAT	10/26/2011						
SE6546-007	B1261CW1		L		L	AQ	IC	NAT	10/26/2011						
SE6762-001	B1261CW1		L		L	AQ	IC	NAT	10/26/2011						
SE6762-002	B1261CW1		L		L	AQ	IC	NAT	10/26/2011						
SE7059-2		0.002	L		L										V
SE7059-3		0.002	L		L										C
															A
															A

NT 10/26/11

APPENDIX E
DATA VALIDATION

PROJECT NAME/NO. OB Grounds LTM Round 6
SDG: SE6546
FRACTION: metals (copper and lead)
LAB: CAS
MEDIA: Groundwater

CRITERIA	Did Analyses Meet all criteria as specified in the SOPS?	If no, specify analysis IDs which do not meet criteria	Comments/Qualifying Actions	Qualifiers Added?
Data Completeness, Holding Times & Preservation	Yes		The cooler temperature was 1.9° C upon receipt by the laboratory. All samples were received in good condition based on the laboratory login report. Sample pH was below 2. Holding time met criteria.	No
Calibration	Yes		Calibrations available, taken every ten samples, and within recovery limits (90-110%) for metals. Initial calibration R2 >0.99.	No
Blanks (method blank, prep blank)	No	Prep Blank detected Cu >MDL but <CRDL	ICB analyzed for Copper and Lead and both were not detected. CCB analyzed for Cu and Pb every ten samples, all samples were less than the reporting limits (i.e., IDLs) for Lead and Copper. Lead was not detected in the preparation blank, however Copper (0.816 ug/L) was detected. Qualify Copper results >MDL (0.63 ug/L) but <CRDL (25 ug/L) as U and raise to the CRDL value. No rinsate blank was collected for this SDG.	Yes
Interference Check Sample	Yes		Met requirements (80-120%) for Copper and Lead.	No
CRQL Standard	Yes		CRQL Check Standards performed and within QC limit of 70-130%R.	No
Laboratory Control Sample	Yes		LCS results within limits (i.e., 80-120%) for copper and lead, no action was taken.	No
Duplicates	Yes		Laboratory duplicate analysis was not conducted for this SDG. However, laboratory duplicate precision was evaluated using MS/MSD precision. A field duplicate pair (OBLM20041 and OBLM20042) was collected for this SDG. Copper and lead were detected in both samples but less than the CRQL.	No
Spike Sample Analysis	YES		Spike analysis was conducted for OBLM20041 and the spike results were within 75%-125% limits.	No
ICP Serial Dilution	YES		ICP serial dilution was conducted for OBLM20041. As copper and lead were detected in the original sample above the reporting limits. No action was taken since original sample concentration was <50xMDL.	No
Detection Limits	YES		IDL's available used as reporting limits. IDLs of copper and lead are less than CRDLs. No action was taken.	No
ICP Linear Range	YES		All results within the ICP linear range.	No