

February 7, 2013

Mr. John Nohrstedt
U.S. Army Corps of Engineers
Engineering and Support Center, Huntsville
Attn: CEHNC-ED-CS-P
4820 University Square
Huntsville, AL 35816-1822

SUBJECT: Draft 2012 Long-Term Monitoring Annual Report for the Open Burning (OB) Grounds, Seneca Army Depot Activity in Romulus, NY; Contract W912DY-08-D-0003, Task Order 0015

Dear Mr. Nohrstedt:

Parsons Infrastructure & Technology Group Inc. (Parsons) is pleased to submit the Draft 2012 Long-Term Monitoring Annual Report for the Open Burning (OB) Grounds (SEAD-23) at Seneca Army Depot Activity (SEDA) in Romulus, New York. This work was performed in accordance with the Scope of Work for Task Order 0015 under Contract No. W912DY-08-D-0003. This report provides a review of long-term monitoring completed during October 2012 and provides recommendations for future long-term monitoring at SEAD-23.

Parsons appreciates the opportunity to provide you with the Annual Report for this work. Should you have any questions, please do not hesitate to call me at (617) 449-1405.

Sincerely,



Todd Heino, P.E.
Program Manager

Enclosures

cc: S. Absolom, SEDA
R. Battaglia, USACE, NY District
K. Hoddinott, USACHPPM



February 7, 2013

Mr. Julio Vazquez
USEPA Region II
Superfund Federal Facilities Section
290 Broadway, 18th Floor
New York, NY 10007-1866

Mr. Kuldeep K. Gupta, P.E.
New York State Department of Environmental Conservation (NYSDEC)
Division of Environmental Remediation
Remedial Bureau A, Section C
625 Broadway
Albany, NY 12233-7015

Mr. Mark Sergott
Bureau of Environmental Exposure Investigation, Room 300
New York State Department of Health
547 River Street, Flanigan Square
Troy, NY 12180

SUBJECT: Draft 2012 Long-Term Monitoring Annual Report for the Open Burning (OB) Grounds, Seneca Army Depot Activity, Contract W912DY-08-D-0003, Task Order 0015; EPA Site ID# NY0213820830; and NY Site ID# 8-50-006

Dear Mr. Vazquez/Mr. Gupta/Mr. Sergott:

Parsons Infrastructure & Technology Group Inc. (Parsons) is pleased to submit the Draft 2012 Long-Term Monitoring Annual Report for the Open Burning (OB) Grounds (SEAD-23) at Seneca Army Depot Activity (SEDA) in Romulus, New York (EPA Site ID# NY0213820830 and NY Site ID# 8-50-006). This report provides a review of long-term monitoring completed during 2012 and provides recommendations for future long-term monitoring at SEAD-23.

Parsons appreciates the opportunity to provide you with the Annual Report. Should you have any questions, please do not hesitate to call me at (617) 449-1405.

Sincerely,



Todd Heino, P.E.
Program Manager

Enclosures

cc: J. Nohrstedt, USACE, Huntsville
K. Hoddinott, USACHPPM
M. Powers, TechLaw
S. Absolom, SEDA
R. Battaglia, USACE, NY



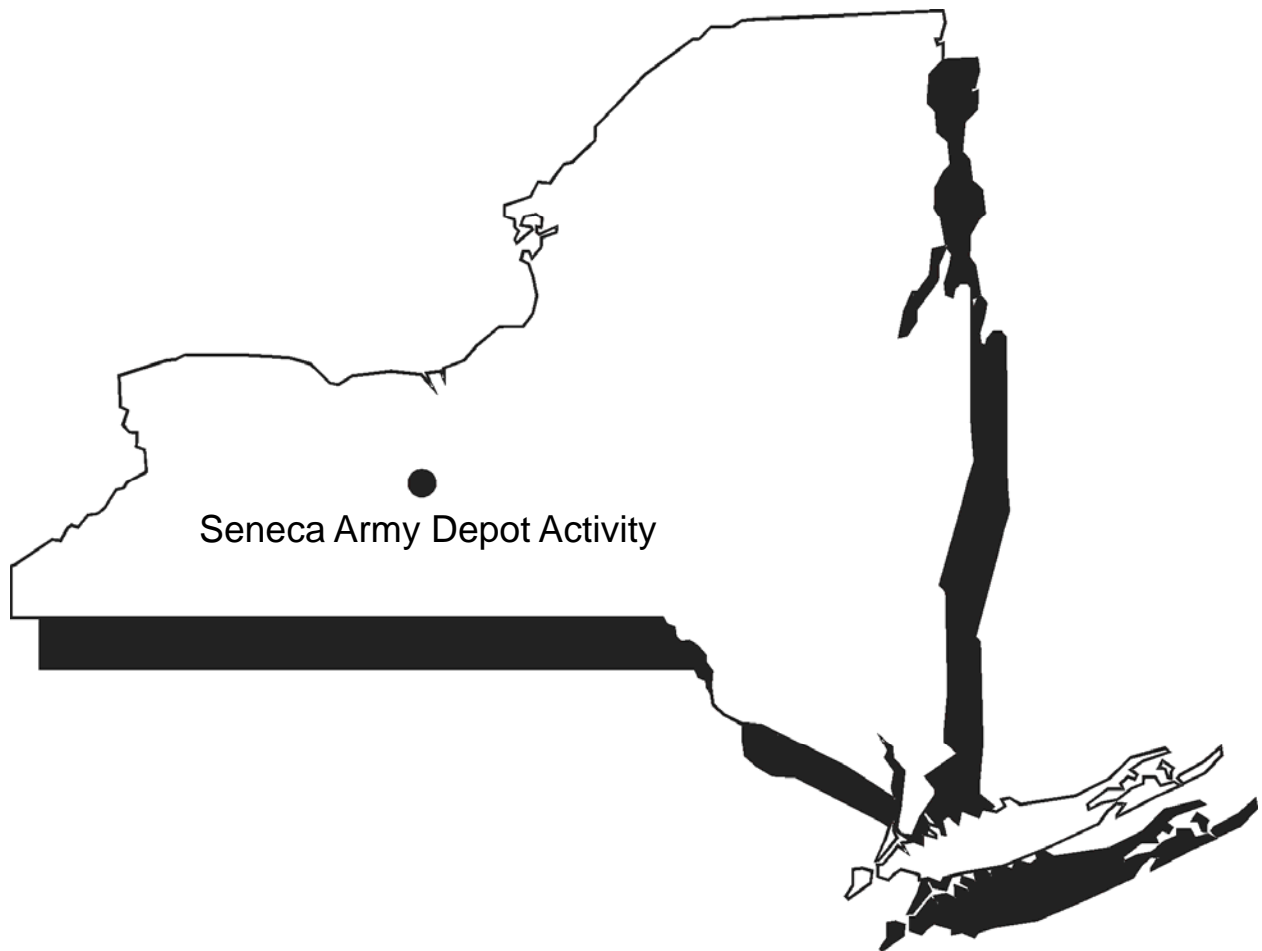


US Army, Engineering & Support Center
Huntsville, AL

00499



Seneca Army Depot Activity
Romulus, NY



DRAFT

2012 LONG-TERM MONITORING ANNUAL REPORT

OPEN BURNING GROUNDS
SENECA ARMY DEPOT ACTIVITY

Contract No. W912DY-08-D-0003
Task Order No. 0015
EPA Site ID# NY0213820830
NY Site ID# 8-50-006

PARSONS

February 2013

DRAFT

2012 LONG-TERM MONITORING ANNUAL REPORT

**FOR THE OPEN BURNING GROUNDS
SENECA ARMY DEPOT ACTIVITY, ROMULUS, NEW YORK**

Prepared for:

**U.S. ARMY, CORPS OF ENGINEERS, ENGINEERING AND SUPPORT CENTER,
HUNTSVILLE, ALABAMA**

and

**SENECA ARMY DEPOT ACTIVITY
ROMULUS, NEW YORK**

Prepared by:

PARSONS
100 High Street
Boston, MA 02110

Contract Number W912DY-08-D-0003

Task Order No. 0015

EPA Site ID# NY0213820830

NY Site ID# 8-50-006

February 2013

TABLE OF CONTENTS

Table of Contents	i
List of Tables	ii
List of Figures	ii
List of Appendices	iii
1.0 INTRODUCTION	1-1
1.1 Long-Term Monitoring Activities	1-1
2.0 SITE BACKGROUND	2-1
2.1 Site Description.....	2-1
2.2 Site Geology and Hydrology	2-1
2.3 Summary of the Remedial Action.....	2-2
3.0 LONG-TERM GROUNDWATER MONITORING	3-1
3.1 Groundwater Elevations	3-2
3.2 Analytical Data	3-3
4.0 SOIL COVER INSPECTION.....	4-1
4.1 October 2012.....	4-1
5.0 REEDER CREEK INSPECTION.....	5-1
5.1 October 2012.....	5-1
5.2 Inspection Observations.....	5-2
6.0 LONG-TERM MONITORING CONCLUSIONS AND RECOMMENDATIONS	6-1
7.0 REFERENCES	7-1

LIST OF TABLES

Table 1	Site-Specific Cleanup Goals for Groundwater
Table 2	Groundwater Elevation Data
Table 3	Summary of COCs in Groundwater
Table 4	Soil Cover Inspection Log

LIST OF FIGURES

Figure 1	SEDA Site Map and AOC Location
Figure 2	Open Burning Grounds Site Map
Figure 3	Historic Groundwater Contours with October 2012 Elevations
Figure 4	Groundwater Elevation Profile
Figure 5	Concentrations of Lead and Copper at MW23-1
Figure 6	Concentrations of Lead and Copper at MW23-2
Figure 7	Concentrations of Lead and Copper at MW23-3
Figure 8	Concentrations of Lead and Copper at MW23-4
Figure 9	Concentrations of Lead and Copper at MW23-5
Figure 10	Concentrations of Lead and Copper at MW23-6
Figure 11	Open Burning Grounds Soil Cover Areas and Well Locations
Figure 12	Reeder Creek Inspection Photo Locations (October 2012)

LIST OF APPENDICES

- A Open Burning Grounds Long Term Monitoring Round 7 Field Forms
- B Reeder Creek Inspection Photos (October 2012)
- C Laboratory Report
- D Data Validation

1.0 INTRODUCTION

This Annual Report has been prepared by Parsons Government Services, Inc. (Parsons) on behalf of the United States Army Corps of Engineers, Engineering and Support Center – Huntsville (USAESCH) and the Seneca Army Depot Activity (SEDA or the Depot) to provide a review of the long-term monitoring (LTM) activities conducted in October 2012 for the Open Burning (OB) Grounds (the Site) located at SEDA in Seneca County, New York; and to provide recommendations for future LTM at the Site.

The Record of Decision (ROD) for the OB Grounds was signed in 1999, and presented the selected remedy for addressing potential exposure to elevated levels of metals (specifically lead and copper) in the Site soils and the sediments of the adjacent Reeder Creek (Parsons, 1999). The remedy specified in the ROD is described in **Section 2.3** of this report.

Presently, quantitative monitoring of sediment quality (i.e., submitting samples for copper and lead analysis as identified in the approved remedy for the Site in the ROD) is not included as part of the LTM activities, and is discussed in further detail in **Section 1.2** of this report. In accordance with the approved remedy as presented in the ROD, the current LTM activities at the Site include the following three components:

- The annual collection and analysis of groundwater samples for analysis of lead and copper concentrations;
- The inspection of the vegetated, compacted soil cover that has been constructed over interred lead-contaminated soil as part of the Site remedial actions in order to assess if erosion or breaching of the protective cover has occurred, which could result in the potential migration of contaminated soil; and
- The inspection of Reeder Creek where the Creek abuts the OB Grounds to evaluate the potential for inward migration and redeposition of soil from the OB Grounds.

This report presents and summarizes the results of the most recent annual LTM event performed in October 2012 and provides recommendations for future LTM at the OB Grounds.

1.1 Long-Term Monitoring Activities

The OB Grounds LTM activities are being performed in accordance with the *Long-Term Monitoring Plan for the Open Burning Grounds, Final* (LTM Plan) (Parsons, 2007). Long-term monitoring activities include the collection of groundwater quality data to monitor the effectiveness of the implemented remedy at the Site for preventing future impacts to groundwater at the OB Grounds and to sediments in Reeder Creek. Additionally, monitoring of the vegetated compacted soil cover placed over the buried soils at the OB Grounds is required to assure the long-term integrity of the soil cover, including the potential mobilization and migration of lead-contaminated soil buried beneath the cover; and to prevent

direct contact with, and incidental ingestion of, soils containing lead at concentrations up to 500 mg/kg by terrestrial wildlife at the Site.

Part of the OB Grounds LTM program includes a qualitative assessment (i.e., visual inspection) of Reeder Creek for evidence of migration of material via surface water flow or groundwater transport of contaminants into the remediated section of Reeder Creek adjacent to and downgradient of the OB Grounds. The visual inspection consists of walking the Creek bed (or embankment) to look for evidence of soil erosion or sloughing from the Creek embankment adjacent to the OB Grounds and/or the accumulation of sediment along the stream bed. Additionally, groundwater transport of contaminants is monitored by the annual groundwater sampling of the OB Grounds wells. Presently, quantitative monitoring of sediment quality (i.e., submitting samples for copper and lead analysis as identified in the approved remedy for the Site in the ROD) is not included as part of the LTM activities; the U.S. Army Corps of Engineers (Army), the U.S. Environmental Protection Agency (EPA), and the New York State Department of Environmental Conservation (NYSDEC) agreed that until data indicated that either groundwater transport of contaminants or soil transport from the OB Grounds was occurring, sampling and analysis of Creek sediments would not be required.

When the Army began LTM at the OB Grounds site, it was scheduled to occur on a quarterly basis. The first round (Round 1) of post-remedial action LTM was conducted between November 21, 2007 and November 28, 2007. The OB Grounds cover was first inspected on January 11, 2008. The results of the first LTM round were presented in a technical memo submitted on January 25, 2008. The second round (Round 2) of LTM sampling and cover inspections was completed between February 25, 2008 and February 26, 2008. The results of the second LTM round were presented in a technical memo submitted on May 19, 2008. The third round (Round 3) of LTM sampling and cover inspections was completed between May 20, 2008 and May 21, 2008. The results of the third monitoring round were presented in a technical memo submitted on September 16, 2008. The fourth round (Round 4) of groundwater sampling and cover inspections was completed between August 25, 2008 and August 26, 2008. The results of the fourth monitoring round were presented in a technical memo submitted on November 13, 2008. The fifth round (Round 5) of groundwater sampling and cover inspections was completed between August 2, 2008 and August 3, 2010 and the results were presented in the *Draft Final 2010 Long-term Monitoring Annual Report for the Open Burning grounds, Seneca Army Depot Activity, Romulus, New York* prepared by Parsons (March 2011). A sixth round (Round 6) of groundwater sampling and cover inspections, including an inspection of Reeder Creek, was completed between October 3, 2011 through October 6, 2011 and the results were presented in the *Draft Final 2011 Long-term Monitoring Annual Report for the Open Burning grounds, Seneca Army Depot Activity, Romulus, New York* prepared by Parsons (March 2012). The seventh round (Round 7) of groundwater sampling and cover inspections, including an inspection of Reeder Creek, was completed between October 8, 2011 through October 10, 2012 and the results are documented in this report.

The results of the first four LTM rounds were combined and summarized in the *OB Grounds LTM Annual Report and Year One Review*; this document, initially submitted as a draft in December 2008,

recommended changing the frequency of monitoring from quarterly to annually. In February 2009, the Army received preliminary comments from the EPA that indicated monitoring of Reeder Creek was required per terms of the OB Grounds ROD, and questioned why the results of such inspections had not been reported. The EPA also indicated that they did not concur with the Army's recommended change in monitoring frequency, and requesting that monitoring be conducted twice a year, once in the spring and again in the fall. The NYSDEC provided additional comments on the draft report in March 2009, indicating that they also believed that inspection of Reeder Creek was required but that they had no objection to the decrease in monitoring frequency from quarterly to annual.

The Army authorized the performance of an inspection of Reeder Creek as a result of these comments, but this work was delayed until April 2009 when safe access could be gained into the portion of Reeder Creek that is adjacent to the OB Grounds. The observations and conclusions of this inspection were then appended to subsequent versions of the *OB Grounds Report* (i.e., draft final, final). However, resolution of the approved monitoring frequency was not finalized until February 2010, once the final OB Grounds Report was approved by the EPA and NYSDEC and all parties agreed to an annual monitoring event frequency. Long term monitoring of the OB Grounds was also disrupted due to the expiration of the Army's ordering period under the contracting vehicle used to perform the original work. Due to the uncertainty associated with the requirements and frequency of the monitoring, the Army could not provide necessary funding and contract authorizations until an agreement was reached amongst all parties. The new contract vehicle and funding were awarded for the continuation of the work in May 2010. The fifth LTM round for the OB Grounds was performed between August 2 and August 5, 2010, and the sixth round was performed between October 3 and October 6, 2011. This Annual Report presents the results of the seventh monitoring round, or Round 7, completed in October 2012.

2.0 SITE BACKGROUND

2.1 Site Description

The Depot is a 10,587-acre former military facility located in Seneca County in the towns of Varick and Romulus, New York (**Figure 1**), and was owned by the United States Government and operated by the Department of the Army between 1941 and 2000. In 2000, the Army closed the Depot and assumed a caretakers' role of the property, pending the closeout of its continuing environmental obligations and the leasing or transfer of property to other public or private parties for beneficial reuse purposes. Since 2000, more than 8,250 acres of land have been transferred to other parties.

The Depot is located between Seneca Lake and Cayuga Lake and is bordered by sparsely populated farmland and New York State Highway 96 to the east, by New York State Highway 96A to the west, and by sparsely populated farmland to the north and south. The OB Grounds is located in the northwestern portion of the Depot, as shown in **Figure 1**, where the planned future use of the land is currently designated for conservation purposes. As situated, the OB Grounds sits a minimum of 1,780 feet away from the nearest Depot boundary, which is located to the west of the area of concern (AOC). The OB Grounds site sits on gently sloping terrain (**Figure 2**), and is bounded on the east by Reeder Creek, a perennial creek that is generally less than 1 foot deep and which eventually flows into Seneca Lake as shown on **Figures 2 and 3**. The quality of surface water in Reeder Creek has been designated by the State of New York as a Class C water body (best usage of fresh water is fishing; the waters shall be suitable for fish propagation and survival). Seneca Lake is located approximately 10,000 feet west of the OB Grounds site and is used as a source of drinking water for numerous surrounding communities and the Depot.

The OB Grounds is vegetated with grass and brush and there are no permanent structures within the area other than small concrete bunkers and a metal garage structure. The former Open Detonation Area (SEAD-45) is located immediately north of the OB Grounds, and the former Explosive Ordnance Disposal Area (SEAD-57) is located approximately 4,000 to 5,000 feet south of the former OB Grounds. A Site plan of the former OB Grounds prior to the removal of contaminated soil is provided as **Figure 3**. The OB Grounds was historically used for surface burning of explosive trash and propellants.

2.2 Site Geology and Hydrology

The stratigraphy of the OB Grounds generally consists of between 2 and 10 feet of glacial till underlain by a zone of weathered bedrock (shale). The depth to groundwater in the till/weathered shale aquifer varies seasonally between approximately 2 and 7 feet below the ground surface. Infiltration of precipitation is the sole source of groundwater for the overburden aquifer. The direction of the groundwater flow in the till/weathered shale aquifer at the OB Grounds is generally to the east towards Reeder Creek as shown in **Figure 3**.

Historic groundwater elevation monitoring in wells located at the OB Grounds prior to the remedial action indicated the presence of a groundwater divide near the western edge of the Site. The approximate location of the apparent groundwater divide found in April 1993 is highlighted on **Figure 3** and represents a high point of the upgradient groundwater flow regime. The divide diverts a portion of the groundwater to the west, or away from Reeder Creek, which lies to the east of the divide. Historic sampling results from wells located west of the identified divide suggest that the quality of groundwater has not been impacted by soils at the OB Grounds.

Pre-remedial action surface water drainage from the OB Grounds was primarily to the east-northeast via a series of man-made drainage ditches, culverts, and spillways to Reeder Creek. During the remedial action, many of the drainage ditches and culverts were destroyed or filled, altering the surface flow patterns. Additionally, the historic surface water spillways connecting the OB Grounds and Reeder Creek were plugged during the remedial action to prevent surface overflow to the creek.

Presently, little of any storm event runoff impacting the former OB Grounds reaches the creek via overland flow because it is captured in one of the numerous, localized topographic lows that are scattered throughout the AOC. The topographic lows result from the soil removal and interment remedial action performed at the AOC. The captured storm water subsequently infiltrates into the soil or evaporates.

2.3 Summary of the Remedial Action

The remedy specified in the ROD for the OB Grounds included:

- Removal of the berms surrounding the historic burn pads;
- Removal of at least 1 foot of all soils;
- Placement of a 9-inch vegetative cover over any soils with lead concentrations greater than 60 mg/kg, but less than or equal to 500 mg/kg;
- Excavation of sediments in Reeder Creek with elevated levels of copper or lead; and
- Implementation of a monitoring program for groundwater, sediment, and the capped areas.

The first four of these required remedial actions were conducted between June 1999 and May 2004 by Weston Solutions Inc. The LTM component of the remedy is currently being implemented by Parsons, with groundwater monitoring at the Site commencing in November 2007, and inspections of the cover commencing in January 2008.

The overall objective of the OB Grounds LTM program is to monitor the effectiveness of the remedial action completed at the Site with respect to preventing future groundwater quality deterioration and the erosion or breaching of the vegetated soil cover. The purpose of the soil cover is to (1) prevent incidental contact and ingestion of contaminated soil left in place at the Site, and (2) prevent the potential

mobilization and migration of lead-contaminated soil interred beneath the cover. In addition to assessing the quality of Site groundwater and the integrity of the cover, the results of the periodic monitoring will be used to assess the need for the design and implementation of any sediment monitoring program that may subsequently be needed to assess potential Site impacts to the sediment quality found in Reeder Creek per the requirements set forth in the ROD.

3.0 LONG-TERM GROUNDWATER MONITORING

The four initial rounds of groundwater monitoring conducted at the OB Grounds from November 2007 to August 2008 were reported in the Final OB Grounds Long-Term Monitoring Annual Report and One Year Review (Parsons, 2009). The results for Round 5, which was conducted in August 2010, was reported in the *Draft Final 2010 Long-Term Monitoring Annual Report for the Open Burning Grounds, Seneca Army Depot Activity, Romulus, New York* (Parsons, March 2011). Round 6 was completed between October 3 and October 6, 2011, and the most recent LTM event, Round 7, was performed from October 8 to October 10, 2012. Six monitoring wells (MW23-1, MW23-2, MW23-3, MW23-4, MW23-5, and MW23-6), which were installed in 2007 to replace the historic monitoring well network that existed at the Site prior to the remedial action, were gauged and sampled as part of these monitoring events.

Monitoring dates are summarized as follows:

- Round 1 was completed between November 21, 2007 and November 28, 2007;
- Round 2 was completed between February 25, 2008 and February 26, 2008;
- Round 3 was completed between May 20, 2008 and May 21, 2008;
- Round 4 completed between August 25, 2008 and August 26, 2008;
- Round 5 was completed between August 2, 2010 and August 3, 2010;
- Round 6 was completed between October 3 and 6, 2011; and
- Round 7 was completed between October 8 and 10, 2012.

The results of this most recent round (Round 7) are presented in this Report.

For each sampling round conducted at the OB Grounds, groundwater samples were collected using low-flow sampling techniques. Sampling procedures, sample handling and custody, holding times, and collection of field parameters were conducted in accordance with the *Final Sampling and Analysis Plan for Seneca Army Depot Activity* (SAP) as well as the Quality Assurance Project Plan (QAPP) which is included within the SAP (Parsons, 2005).

Groundwater samples and groundwater elevation measurements were collected from the six wells located at the OB Grounds during each of the seven monitoring rounds. Groundwater samples for the most recent round were collected and submitted to TestAmerica in Savannah, Georgia for the analysis of total copper and total lead by USEPA SW846 Method 6010C. Analytical results reported for total copper and total lead were compared to Site-specific action levels as defined in **Table 1**.

Groundwater quality parameters listed below were measured and recorded prior to sample collection and the groundwater samples were collected once parameters had stabilized within 10 percent:

- pH
- Dissolved oxygen (DO)
- Temperature
- Oxidation/reduction Potential (ORP)
- Conductivity
- Turbidity

The pH, ORP, conductivity, and temperature of the groundwater were measured with a Horiba U-52 water quality meter; turbidity was measured with a LaMotte 2020 Turbidity Meter; and DO content was measured with an YSI 85 Dissolved Oxygen Meter. Field parameters were measured approximately every five minutes in order to assess when the well was adequately purged and the groundwater conditions had stabilized prior to sample collection, and to assess macro-groundwater quality.

3.1 Groundwater Elevations

Groundwater levels were recorded during the LTM rounds on: November 20, 2007 (Round 1); February 25, 2008 (Round 2); May 20, 2008 (Round 3); August 25, 2008 (Round 4); August 2, 2010 (Round 5); October 3, 2011 (Round 6); and on October 8, 2012 (Round 7). **Table 2** presents groundwater elevation data collected during the seven monitoring rounds. Groundwater levels measured prior to the collection of groundwater samples collected during the Round 7 monitoring activities and are provided in the field forms included as **Appendix A** to this report.

Although the existing Site groundwater monitoring network does not provide coverage as comprehensive as the pre-remedial action well network, present groundwater flow patterns across the Site can be interpreted via evaluation of the current groundwater elevation data and the historic pre-remedial action groundwater data. **Figure 3** shows the groundwater elevation data collected for Round 7 (October 2012) and also shows the historic groundwater contours developed from groundwater elevation data collected in April 1993. The groundwater data collected during the most recent monitoring round performed on the Site indicate a general east to northeast groundwater flow direction across the Site. The elevations observed at MW23-5 have are higher than those recorded at MW23-4 during the seven monitoring events (see **Table 2**). Along the eastern boundary of the OB Grounds, in proximity to Reeder Creek, the groundwater elevations measured at MW23-2 in the center of the boundary continue to appear higher than those measured at MW23-1 (located to the southeast of MW23-2 along the boundary) and MW23-3 (located to the northwest of MW23-2 along the boundary). The data suggest some flow variations to the south and the north along the Site/Reeder Creek boundary. Further, evaluation of the October 2012 groundwater elevation data in addition to evaluation of historic Site groundwater elevation data (refer to **Figure 4**) indicates that the highest groundwater elevations were recorded during Round 2 (February 2008) monitoring. The lowest groundwater elevations observed in wells MW23-1 and MW23-2 were recorded during Round 4 (August 2008), and in MW23-3 during Round 1. The lowest groundwater elevations observed in MW23-4, MW23-5, and MW23-6 were measured during Round 7 (October 2012).

3.2 Analytical Data

The analytical results from the groundwater samples collected during Rounds 7 are presented in **Table 3**, and are compared to the groundwater cleanup goals listed in **Table 1**. Table 3 also includes the analytical results for the previous six rounds of monitoring. The data validation for this round of sampling can be found in **Appendix E** of this report. Round 7 groundwater samples were validated according to USEPA Region 2's *Validation of Metals for Contract Laboratory Program based on SOW ILMO5.3, Rev 13* (USEPA, 2006). The data validation of Round 7 did not report any non-compliance issues in the data package.

Lead concentrations detected in the groundwater samples collected for Round 7 were below the EPA maximum contaminant limit (MCL) action level of 15 µg/L. Copper was not detected above the applicable NYSDEC Class GA Groundwater Standard of 200 µg/L in the samples collected during Round 7. **Figures 5 through 10** present a summary of the groundwater sampling results for monitoring wells MW23-1 through MW23-6 from the seven rounds of monitoring conducted following the completion of the remedial action.

The LTM data supports that groundwater at the Site has not been impacted by residual levels of copper and lead that remain in the soils at the Site. Copper has not been detected in the groundwater waters above the action level of 200 µg/L during the seven post remedial action sampling rounds. Lead has not been detected in the groundwater waters above the action level of 15 µg/L during the seven post remedial action sampling rounds. Evaluation of the current water quality parameters measured at Site wells during current (and previous) LTM activities indicate generally mild alkaline conditions, which suggest that lead should not be readily mobile in groundwater under current Site conditions.

4.0 SOIL COVER INSPECTION

The cover inspection consisted of documenting observations of the twenty-five (25) 125-foot by 125-foot grids, where soils with residual lead concentrations between 60 mg/kg and 500 mg/kg were interred under a 9 inch-thick soil cover. The locations of the grids are shown on **Figure 11**, which is based on a figure provided by Weston Solutions in the “Completion Report for the Open Burning Grounds Soil and Sediment Remediation” (Weston Solutions, 2005) and a recent aerial image of the OB Grounds obtained from [Bing.com](#). A cover inspection log for the seventh monitoring inspection is presented in **Table 4**. Inspection forms documenting the Round 7 soil cover inspection at the Site are also provided in **Appendix A**. Observations made during the cover inspection completed on October 9 and 10, 2012 are provided below.

4.1 October 2012

The soil cover was inspected between the October 9 and 10, 2012. Surface conditions were dry with most historical topographic low spots lacking standing water. No animal burrowing activity was observed in any of the capped areas. Signs of past minor erosion, as noted in 2011 Annual Report, continue to be observed along the sloped edges of Grid Cell I8 adjacent to the drainage ditch (between Grid Cells J8 and J9) as a result of surface water run-off from the western portion of the Site towards Reeder Creek. It did not appear that the erosion area had not grown in size or depth. These areas were also observed to have lower vegetation density than the rest of the Grid Cell I8. Overall, the erosion along the edges of the soil cover in Grid Cell I8 has not changed since the October 2011 inspection and no corrective action is warranted at this time. The condition of this location will be reassessed during the next inspection event to determine if corrective measures are needed.

Previously observed minor erosion in Grid Cell K6 continued to be present, however no change in size or depth of erosion was noted during the Round 7 inspections. Although Grid Cell K6 is outside the area where lead-contaminated soil is interred beneath clean soil, it is located adjacent to Grid Cell J6, which has interred lead-contaminated soil. The minor erosion seen in the soil cover in Grid Cell K6 has not changed since the October 2011 inspection; no corrective action is warranted at this time. The condition of this location will be reassessed during the next inspection event to determine if corrective measures are needed.

The previously observed erosion in Grid Cell L7 remained unchanged in the area where a portion of the access road leading past former Burn Pad B and Burn Pad C was apparently overtopped by water, which cut a drainage pathway through the road and allowed runoff to spill into the area of the former Burn Pad C. This surface water pathway is outside of the area of the soil cover, and thus the Army currently does not intend to make repairs. This Site will be reassessed during future inspections to determine if conditions appear to be worsening, and to evaluate if corrective measures may need to be implemented.

The soil cover in Grid Cell B3 was disturbed in select locations due to field work associated with the 2012 Open Detonation (OD) Grounds Munitions Response Action project. Geophysical anomalies

identified in 2003 as part of OD Grounds evaluation were removed on July 11, 2012. The locations that were disturbed by the removal effort were filled and re-graded with the soil cap material. No holes in the soil cover were found during the October 2012 inspection. Geophysical anomalies were also present in Grid Cell P10, but these were not prosecuted at the Army's request due to the significant disruption in the soil cover it would require.

The drainage cut constructed along the southern side of the former OB Grounds as part of the remedial action to promote drainage of the accumulated water in the area located between the former Site of the former Burn Pad G, the southern access road, and the southern bound of the OB Grounds Site in Grid Cells I4 and I5 was included in the soil cover inspection. No obvious signs of erosion were noted along the length of the drainage cut, and the drainage cut was surrounded by and covered with vegetation.

Grid Cell S10 had a section of the paved access road leading into the OB Grounds repaired in September 2010 due to erosion and undermining of the east side of the access road and culvert. No signs of erosion were observed in the 2012 inspection, and ditch checks were seen up-gradient of the culvert. This location is not associated with any of the lead-contaminated soil that has been interred at the Site under the 9-inch soil cover. This location will be reassessed during the next soil cover inspection activities.

5.0 REEDER CREEK INSPECTION

Accessible portions of Reeder Creek adjacent to the OB Grounds were inspected on October 9, 2012. The inspection was conducted by walking along the creek bed and making observations of the creek bottom and the creek embankments. Access to all portions of the creek was possible due to low water levels within the creek, which may be attributed to the new beaver dam located outside the gate to the OB/OD Grounds area. A section of Reeder Creek's embankments were cleared of vegetation as part of the 2012 OD Grounds Munitions Response Action project. Debris from the brush cutting was visible along the embankments and creek bottom in these areas. Observations made during the October 9, 2012 inspection are provided below.

5.1 October 2012

A visual inspection of the Reeder Creek streambed was conducted on October 9, 2012 at locations adjacent, down-gradient, and up-gradient to the OB Grounds. Per the requirements set forth in the Site-Specific Health and Safety Plan, personal protective equipment and any additional health and safety equipment was used as appropriate. Photos of Reeder Creek were taken to document the current condition of the creek and its embankments during the October 2012 inspection. Photo locations are shown on **Figure 12** and Photo #01 through Photo #32 are provided in **Appendix B**.

Overall, the conditions at locations down-gradient and adjacent to the OB Grounds were observed to consist of the exposed bedrock streambed and miscellaneous fracture shale pieces with sections containing sediment and others covered with thin, brown slime-like material similar to what was observed during previous annual inspections. Based on field observations the source of the sediment is believed to be from decomposition of leaves that have accumulated within the creek bed and the tree branches that were part of the former beaver dam. The portion of the Reeder Creek streambed from the OD Grounds to up-gradient of OB Grounds was accessible due to low water levels in the creek. The creek embankments had also been brush cut in one section as part of the 2012 OD Grounds Munitions Response Action.

The inspection started at the down-gradient section of Reeder Creek within the adjacent OD Grounds and proceeded upstream inspecting the embankments and creek bottom (refer to **Figure 12**). Sediment was observed down-gradient of the OB Grounds in areas that were outside the prior creek bed excavation areas. The thin brown slime-like material measuring only a few millimeters thick was observed (similar to the previously inspections) in nearly all locations of the bedrock streambed during the October 2012 inspection (**Photos # 1, 6, 10, 18, 21, 23, and 27**). The areas where the thin, brown, slime-like material was absent were typically areas of fast-moving water over bedrock outcrops (**Photo #5**). Representative photographs of the general creek conditions and occurrence of sediment in the creek were taken. Descriptions of the photos and corresponding photo numbers are as follows:

- accumulation of leaves and branches (**Photos 1,3, 6,8,11, 12, 15,16, 21,24, 25, 26 and 28**);
- a bedrock outcrop allows for water pooling until the outcrop is overtopped (**Photos 2 and 4**);

- washout of existing creek embankment material (**Photos 14, 19, and 25**); and
- residual collection of tree branches up-gradient of the former beaver dam (**Photo 28**).

Decomposition appears to be the source of the sediment versus soil transport. Mats of dead leaves were observed covering the creek bottom in numerous locations; these were typically stretches of the creek surround by thick vegetation (or were prior to brush cutting). The sediment released bubbles when a walking stick was inserted into the matrix, and no residue was typically found on the tip of the walking stick. The other decomposition source was localized up-gradient of the former beaver dam. Leaves and tree branches of various sizes littered the bottom of the creek bed in the area between monitoring wells MW23-1 and MW23-2. Once again, bubbles were released from the sediment matrix when poked, however residual material was present on the tip of the walking stick. Sediment was also observed in sections of the creek where pooling was allowed due to a bedrock outcrop; in these cases the sediment source is suspected to be upstream decomposition that settles out of water column in these pooled sections.

The banks of Reeder Creek were inspected for evidence of material collapsing from the sidewalls into the creek. Evidence of under cutting of the embankments was observed, but was in isolated locations. The northeast bank of Reeder Creek (non OB Grounds side) generally exhibited similar conditions as the southwest bank, although several locations where deer trails descend the creek bank had visible signs of sidewall collapse, migration, and accumulation down in the creek bed. These locations appeared to be solely related to deer activity and not from surface water run-off.

Examination of the spillways where surface water from the OB Grounds to Reeder Creek found no visible evidence that overland surface water flow had transported soils from the OB Grounds into Reeder Creek. The spillways were free of accumulation of excessive debris and soil. Field observations also noted that the mechanisms that were placed at the OB Grounds to prevent surface water flow from entering the spillways were still evident and working.

5.2 Inspection Observations

As reported above, the groundwater data collected during historic sampling events as well as during the seventh round of the Long-Term Monitoring Program show no evidence of a release of copper or lead from the OB Grounds Site. Previous soil cover inspections did reveal that occasional animal burrows and shallow erosion depressions were present in the cover at the contaminated soil burial areas, but none of the past noted burrow holes or depressions were sufficiently sized to allow buried soils to escape their containment (these noted holes and depressions were repaired in August 2008 as part of the Army's continuing maintenance activities). Other than the discussed location where material to the east of the access roadway had eroded and collapsed into the Reeder Creek (repaired September 3, 2010), there are no visible signs that OB Grounds site soils are being released via overland flow to Reeder Creek. Soil from the location that had collapsed is not located near lead contaminated soil that was interred beneath the soil cover that was constructed during the remedial action, and there is no indication that soils from the west side of the access road have collapsed into the creek. As such, the Army does not see any

evidence to suggest that a release of lead or copper above background levels is occurring from the OB Grounds site. The past detections of lead in three wells (MW23-4, MW23-5, and MW23-6) below the action level were located on the western edge of the OB Grounds (MW23-4 and MW23-5) and south of the OB Grounds (MW23-6). The absence of detectable concentrations of lead and copper in the three wells (MW23-1, MW23-2, and MW23-3) immediately adjacent to Reeder Creek supports the observation that Reeder Creek has not been impacted by lead or copper.

Based on these data and this information, the Army has not conducted sediment sampling and analysis of Reeder Creek as part of the LTM at the OB Grounds. The Army will conduct another visual inspection of the creek bed and spillways connecting the OB Grounds to Reeder Creek during the next scheduled annual monitoring event, and if evidence of overland transport of soil or groundwater migration of contaminants from the OB Grounds to Reeder Creek is identified, a plan will be prepared and submitted for approval which will identify a sediment monitoring program that will be conducted.

6.0 LONG-TERM MONITORING CONCLUSIONS AND RECOMMENDATIONS

The following conclusions can be made based on the results of the seventh round of LTM at the OB Grounds:

- Residual lead and copper concentrations remaining in the soils have not impacted groundwater at, or in the immediate vicinity of, the Site above the applicable action levels.
- The integrity of the vegetated soil cover overlying interred contaminated soils at the OB Grounds Site was intact and there was no evidence that terrestrial wildlife are exposed or will be exposed to the lead-contaminated soils interred below the 9-inch soil cover.
- The Army will continue to monitor soil cover erosion, and will note any instance of cover erosion or exposed native or interred soil.
- Based on evaluation of the groundwater data and the results of the cover inspection, there is no evidence to suggest that the OB Grounds may be contributing to the degradation of sediment quality in Reeder Creek.
- The Army will continue to inspect Reeder Creek for evidence of sediment deposition and if it is observed, a sediment sampling and analysis program plan will be prepared, submitted for approval, and implemented for Reeder Creek at locations adjacent to the OB Grounds.

Based on the result of the LTM events conducted at the OB Grounds, the Army recommends continuing the monitoring frequency of once per year. As presented and summarized above, available monitoring data shows no evidence of lead or copper in the groundwater above the cleanup goals subsequent to the completion of the remedial action for the Site. These findings are consistent with the groundwater analytical results obtained during the remedial investigation stage (1990s) of work at the Site, indicating that there is no evidence of groundwater quality deterioration over approximately 20 years. Further, the annual inspections of the soil cover have shown minimal evidence of erosion or animal breaching of the protective soil cover. Additionally, the examination of spillways connecting the OB Grounds to Reeder Creek indicate that measures performed to eliminate overland surface water flow the OB Grounds to Reeder Creek continue to exist and have been effective, as there is no indication that soil or debris from the OB Grounds is located in the spillways downgradient of the control measures. Finally, the inspections of Reeder Creek indicate that the bedrock that underlies the watercourse adjacent to the OB Grounds continues to be scoured by the perennial flow within the creek. There is no current indication that sediment is being redeposited at locations from which it was previously excavated. Therefore, due to the absence of any evidence that suggests contaminants of concern have been mobilized from the OB Grounds either via the groundwater or overland flow of storm-event waters, and due to the continued scouring of the creek bed by the perennial flow of water, there is no reason to develop or implement a sediment monitoring plan for Reeder Creek at this time.

The next LTM monitoring event, including groundwater sampling, soil cover inspection, and inspection of Reeder Creek, is scheduled to occur in 2013. Results of the 2013 monitoring efforts at the OB Grounds will be evaluated, and recommendations regarding changes to the frequency or extent of monitoring will be made at that time. Subsequent rounds of LTM for the OB Grounds are expected to continue annually thereafter, unless altered by mutual agreement of all parties.

7.0 REFERENCES

- Parsons, 1994. Final Remedial Investigation Report at the Open Burning (OB) Grounds, Seneca Army Depot Activity (3 Volumes).
- Parsons, 1999. Final Record of Decision, Open Burning (OB) Grounds, Seneca Army Depot Activity.
- Parsons, 2007. Final Long-Term Monitoring Plan for the Open Burning (OB) Grounds.
- Parsons, 2009. Final OB Grounds Long-Term Monitoring Annual Report and One Year Review.
- Parsons, 2011. Long Term-Monitoring Annual Report, Open Burning (OB) Grounds, Seneca Army Depot Activity.
- Parsons, 2012. Long Term-Monitoring Annual Report 2011, Open Burning (OB) Grounds, Seneca Army Depot Activity.
- USEPA, 2006, Validation of Metals for Contract Laboratory Program based on SOW ILMO5.3, HW-2 Revision 13, United States Environmental Protection Agency (USEPA), Region 2, September 2006.
- Weston Solutions, 2005. Completion Report, Soil and Sediment Remediation Open Burning Grounds, Seneca Army Depot, Romulus, New York.

TABLES

Table 1	Site-Specific Cleanup Goals for Groundwater
Table 2	Groundwater Elevation Data
Table 3	Summary of COCs in Groundwater
Table 4	Soil Cover Inspection Log

Table 1
 Site-Specific Cleanup Goals for Groundwater
 OB Grounds LTM 2012 Annual Report
 Seneca Army Depot Activity

ANALYTES	Contract Required Quantitation Limits Water (µg/L)	Action Level Water (µg/L)
Copper	20	200
Lead	5	15

Notes:

1. Copper action level is from NYSDEC Class GA Groundwater Standard (TOGS 1.1.1, June 1998 through addendum June 2004)
2. Lead action level is from USEPA Maximum Contaminant Limit (MCL):
www.epa.gov/safewater/mcl.html#inorganic.html
3. Referenced from Table 5-1 in "Final Long-Term Monitoring Plan for the Open Burning (OB) Grounds", (Parsons, January 2007)

Table 2
Groundwater Elevation Data
OB Grounds LTM 2012 Annual Report
Seneca Army Depot Activity

Monitoring Well	Top of Riser Elevation (ft)	Round 1 - November 2007			Round 2 - February 2008			Round 3 - May 2008			Round 4 - August 2008		
		Date	Depth to Groundwater (ft)	Water Level Elevation (ft)	Date	Depth to Groundwater (ft)	Water Level Elevation (ft)	Date	Depth to Groundwater (ft)	Water Level Elevation (ft)	Date	Depth to Groundwater (ft)	Water Level Elevation (ft)
MW23-1	622.64	11/20/2007	12	610.635	02/25/2008	11.46	611.175	05/20/2008	11.63	611.005	08/25/2008	12.10	610.54
MW23-2	622.28	11/20/2007	9.6	612.68	02/25/2008	8.78	613.5	05/20/2008	9.17	613.11	08/25/2008	9.84	612.44
MW23-3	619.18	11/20/2007	10.8	608.381	02/25/2008	9.24	609.941	05/20/2008	9.68	609.501	08/25/2008	10.59	608.59
MW23-4	637.11	11/20/2007	8.6	628.507	02/25/2008	3.2	633.907	05/20/2008	4.14	632.967	08/25/2008	7.82	629.29
MW23-5	639.47	11/20/2007	7	632.472	02/25/2008	2.85	636.622	05/20/2008	5.19	634.282	08/25/2008	8.33	631.14
MW23-6	632.59	11/20/2007	8.35	624.244	02/25/2008	3.78	628.814	05/20/2008	5.54	627.054	08/25/2008	10.08	622.51

Monitoring Well	Top of Riser Elevation (ft)	Round 5 - August 2010			Round 6 - October 2011			Round 7 - October 2012			Historical Data			
		Date	Depth to Groundwater (ft)	Water Level Elevation (ft)	Date	Depth to Groundwater (ft)	Water Level Elevation (ft)	Date	Depth to Groundwater (ft)	Water Level Elevation (ft)	Groundwater Elevation (ft)			Well Depth (ft)
											Maximum	Minimum	Range	
MW23-1	622.64	08/02/2010	12.06	610.58	10/03/2011	11.57	611.07	10/08/2012	11.94	610.70	611.18	610.54	0.64	15.50
MW23-2	622.28	08/02/2010	9.4	612.88	10/03/2011	6.84	615.44	10/08/2012	9.34	612.94	615.44	612.44	3.00	15.50
MW23-3	619.18	08/02/2010	9.97	609.21	10/03/2011	9.31	609.87	10/08/2012	10.65	608.53	609.94	608.38	1.56	15.50
MW23-4	637.11	08/02/2010	5.81	631.30	10/03/2011	4.47	632.64	10/08/2012	9.41	627.70	633.91	627.70	6.21	17.50
MW23-5	639.47	08/02/2010	7.51	631.96	10/03/2011	5.22	634.25	10/08/2012	9.09	630.38	636.62	630.38	6.24	17.50
MW23-6	632.59	08/02/2010	8.79	623.80	10/03/2011	9.48	623.11	10/08/2012	10.73	621.86	628.81	621.86	6.95	17.60

Table 3
 Summary of COCs detected in Groundwater
 OB Grounds LTM 2012 Annual Report
 Seneca Army Depot Activity

Parameter	Unit	Maximum Value	Frequency of Detection	Action Level Source	Action Level	Number of Exceedances	Number of Times Detected	Number of Samples Analyzed	OB Grounds MW23-1 GW OBLM20001 11/21/2007 SA LTM 1		OB Grounds MW23-1 GW OBLM20008 2/26/2008 SA LTM 2		OB Grounds MW23-1 GW OBLM20009 2/26/2008 DU LTM 2		OB Grounds MW23-1 GW OBLM20015 5/21/2008 SA LTM 3	
									Value	Qual	Value	Qual	Value	Qual	Value	Qual
Copper	UG/L	0	0%	GA	200	0	0	42	20	U	20	U	20	U	20	U
Lead	UG/L	5.4	17%	MCL	15	0	7	42	5	U	5	U	5	U	5	U
Turbidity	NTU	48	100%	NA	NA	NA	NA	NA	0		2.09		2.09		0.42	

Notes:

- Copper action level is from NYSDEC Class GA Groundwater Standard (TOGS 1.1.1, June 1998).
 - Lead action level is from US EPA Maximum Contaminant Limit (MCL),
 Source <http://www.epa.gov/safewater/mcl.html#inorganic.html>
 - Round 6 & 7 samples were analyzed by SW846-6010C. Rounds 1 through 5 were analyzed using SW846-6010B.
- Qual = Qualifier
 U = compound was not detected
 J = the reported value is an estimated concentration
 NA = Not Applicable

Table 3
 Summary of COCs detected in Groundwater
 OB Grounds LTM 2012 Annual Report
 Seneca Army Depot Activity

Parameter	Unit	Maximum Value	Frequency of Detection	Action Level Source	Action Level	Number of Exceedances	Number of Times Detected	Number of Samples Analyzed	OB Grounds MW23-1 GW OBLM20022 8/26/2008 SA LTM 4		OB Grounds MW23-1 GW OBLM20029 8/3/2010 SA LTM 5		OB Grounds MW23-1 GW OBLM20036 10/5/2011 SA LTM 6		OB Grounds MW23-1 GW OBLM20043 10/9/2012 SA LTM 7	
									Value	Qual	Value	Qual	Value	Qual	Value	Qual
Copper	UG/L	0	0%	GA	200	0	0	42	20	U	20	U	25	U	1.9	U
Lead	UG/L	5.4	17%	MCL	15	0	7	42	5	U	1.87	U	1.07	U	4	U
Turbidity	NTU	48	100%	NA	NA	NA	NA	NA	0.9		1.3		1		0.7	

Notes:

- Copper action level is from NYSDEC Class GA Groundwater Standard (TOGS 1.1.1, June 1998).
 - Lead action level is from US EPA Maximum Contaminant Limit (MCL),
 Source <http://www.epa.gov/safewater/mcl.html#inorganic.html>
 - Round 6 & 7 samples were analyzed by SW846-6010C. Rounds 1 through 5 were analyzed using SW846-6010B.
- Qual = Qualifier
 U = compound was not detected
 J = the reported value is an estimated concentration
 NA = Not Applicable

Table 3
 Summary of COCs detected in Groundwater
 OB Grounds LTM 2012 Annual Report
 Seneca Army Depot Activity

Parameter	Unit	Maximum Value	Frequency of Detection	Action Level Source	Action Level	Number of Exceedances	Number of Times Detected	Number of Samples Analyzed	OB Grounds MW23-2 GW OBLM20002 11/21/2007 SA LTM 1		OB Grounds MW23-2 GW OBLM20010 2/25/2008 SA LTM 2		OB Grounds MW23-2 GW OBLM20016 5/21/2008 SA LTM 3		OB Grounds MW23-2 GW OBLM20017 5/21/2008 DU LTM 3	
									Value	Qual	Value	Qual	Value	Qual	Value	Qual
Copper	UG/L	0	0%	GA	200	0	0	42	20	U	20	U	20	U	20	U
Lead	UG/L	5.4	17%	MCL	15	0	7	42	5	U	5	U	5	U	5	U
Turbidity	NTU	48	100%	NA	NA	NA	NA	NA	0		2.37		0.15		0.15	

Notes:

- Copper action level is from NYSDEC Class GA Groundwater Standard (TOGS 1.1.1, June 1998).
 - Lead action level is from US EPA Maximum Contaminant Limit (MCL),
 Source <http://www.epa.gov/safewater/mcl.html#inorganic.html>
 - Round 6 & 7 samples were analyzed by SW846-6010C. Rounds 1 through 5 were analyzed using SW846-6010B.
- Qual = Qualifier
 U = compound was not detected
 J = the reported value is an estimated concentration
 NA = Not Applicable

Table 3
 Summary of COCs detected in Groundwater
 OB Grounds LTM 2012 Annual Report
 Seneca Army Depot Activity

Parameter	Unit	Maximum Value	Frequency of Detection	Action Level Source	Action Level	Number of Exceedances	Number of Times Detected	Number of Samples Analyzed	OB Grounds MW23-2 GW OBLM20023 8/26/2008 SA LTM 4		OB Grounds MW23-2 GW OBLM20030 8/3/2010 SA LTM 5		OB Grounds MW23-2 GW OBLM20037 10/5/2011 SA LTM 6		OB Grounds MW23-2 GW OBLM20044 10/9/2012 SA LTM 7	
									Value	Qual	Value	Qual	Value	Qual	Value	Qual
Copper	UG/L	0	0%	GA	200	0	0	42	20	U	20	U	25	U	1.9	U
Lead	UG/L	5.4	17%	MCL	15	0	7	42	5	U	1.87	U	1.07	U	4	U
Turbidity	NTU	48	100%	NA	NA	NA	NA	NA	0.85		3.4		1.3		0.8	

Notes:

- Copper action level is from NYSDEC Class GA Groundwater Standard (TOGS 1.1.1, June 1998).
 - Lead action level is from US EPA Maximum Contaminant Limit (MCL),
 Source <http://www.epa.gov/safewater/mcl.html#inorganic.html>
 - Round 6 & 7 samples were analyzed by SW846-6010C. Rounds 1 through 5 were analyzed using SW846-6010B.
- Qual = Qualifier
 U = compound was not detected
 J = the reported value is an estimated concentration
 NA = Not Applicable

Table 3
 Summary of COCs detected in Groundwater
 OB Grounds LTM 2012 Annual Report
 Seneca Army Depot Activity

Parameter	Unit	Maximum Value	Frequency of Detection	Action Level Source	Action Level	Number of Exceedances	Number of Times Detected	Number of Samples Analyzed	OB Grounds MW23-3 GW OBLM20003 11/21/2007 SA LTM 1		OB Grounds MW23-3 GW OBLM20004 11/21/2007 DU LTM 1		OB Grounds MW23-3 GW OBLM20011 2/25/2008 SA LTM 2		OB Grounds MW23-3 GW OBLM20018 5/21/2008 SA LTM 3	
									Value	Qual	Value	Qual	Value	Qual	Value	Qual
Copper	UG/L	0	0%	GA	200	0	0	42	20	U	20	U	20	U	20	U
Lead	UG/L	5.4	17%	MCL	15	0	7	42	5	U	5	U	5	U	5	U
Turbidity	NTU	48	100%	NA	NA	NA	NA	NA	0		0		9.91		2	

Notes:

- Copper action level is from NYSDEC Class GA Groundwater Standard (TOGS 1.1.1, June 1998).
 - Lead action level is from US EPA Maximum Contaminant Limit (MCL),
 Source <http://www.epa.gov/safewater/mcl.html#inorganic.html>
 - Round 6 & 7 samples were analyzed by SW846-6010C. Rounds 1 through 5 were analyzed using SW846-6010B.
- Qual = Qualifier
 U = compound was not detected
 J = the reported value is an estimated concentration
 NA = Not Applicable

Table 3
 Summary of COCs detected in Groundwater
 OB Grounds LTM 2012 Annual Report
 Seneca Army Depot Activity

Parameter	Unit	Maximum Value	Frequency of Detection	Action Level Source	Action Level	Number of Exceedances	Number of Times Detected	Number of Samples Analyzed	OB Grounds MW23-3 GW OBLM20024 8/26/2008 SA LTM 4		OB Grounds MW23-3 GW OBLM20031 8/2/2010 SA LTM 5		OB Grounds MW23-3 GW OBLM20038 10/4/2011 SA LTM 6		OB Grounds MW23-3 GW OBLM20045 10/8/2012 SA LTM 7	
									Value	Qual	Value	Qual	Value	Qual	Value	Qual
Copper	UG/L	0	0%	GA	200	0	0	42	20	U	20	U	25	U	1.9	U
Lead	UG/L	5.4	17%	MCL	15	0	7	42	5	U	1.87	U	1.07	U	4	U
Turbidity	NTU	48	100%	NA	NA	NA	NA	NA	7.9		1.5		1.1		0.9	

Notes:

- Copper action level is from NYSDEC Class GA Groundwater Standard (TOGS 1.1.1, June 1998).
 - Lead action level is from US EPA Maximum Contaminant Limit (MCL),
 Source <http://www.epa.gov/safewater/mcl.html#inorganic.html>
 - Round 6 & 7 samples were analyzed by SW846-6010C. Rounds 1 through 5 were analyzed using SW846-6010B.
- Qual = Qualifier
 U = compound was not detected
 J = the reported value is an estimated concentration
 NA = Not Applicable

Table 3
 Summary of COCs detected in Groundwater
 OB Grounds LTM 2012 Annual Report
 Seneca Army Depot Activity

Parameter	Unit	Maximum Value	Frequency of Detection	Action Level Source	Action Level	Number of Exceedances	Number of Times Detected	Number of Samples Analyzed	OB Grounds MW23-3 GW OBLM20046 10/8/2012 DU SA LTM 7		OB Grounds MW23-4 GW OBLM20005 11/21/2007 SA LTM 1		OB Grounds MW23-4 GW OBLM20012 3/3/2008 SA LTM 2		OB Grounds MW23-4 GW OBLM20019 5/21/2008 SA LTM 3	
									Value	Qual	Value	Qual	Value	Qual	Value	Qual
Copper	UG/L	0	0%	GA	200	0	0	42	1.9	U	20	U	20	U	20	U
Lead	UG/L	5.4	17%	MCL	15	0	7	42	4	U	5	U	5.4		5	U
Turbidity	NTU	48	100%	NA	NA	NA	NA	NA	0.9		2		41.1		6.3	

Notes:

1. Copper action level is from NYSDEC Class GA Groundwater Standard (TOGS 1.1.1, June 1998).
 2. Lead action level is from US EPA Maximum Contaminant Limit (MCL),
 Source <http://www.epa.gov/safewater/mcl.html#inorganic.html>
 3. Round 6 & 7 samples were analyzed by SW846-6010C. Rounds 1 through 5 were analyzed using SW846-6010B.
- Qual = Qualifier
 U = compound was not detected
 J = the reported value is an estimated concentration
 NA = Not Applicable

Table 3
 Summary of COCs detected in Groundwater
 OB Grounds LTM 2012 Annual Report
 Seneca Army Depot Activity

Parameter	Unit	Maximum Value	Frequency of Detection	Action Level Source	Action Level	Number of Exceedances	Number of Times Detected	Number of Samples Analyzed	OB Grounds MW23-4 GW OBLM20025 8/25/2008 SA DU LTM 4		OB Grounds MW23-4 GW OBLM20026 8/25/2008 DU LTM 4		OB Grounds MW23-4 GW OBLM20032 8/2/2010 SA LTM 5		OB Grounds MW23-4 GW OBLM20039 10/5/2011 SA LTM 6	
									Value	Qual	Value	Qual	Value	Qual	Value	Qual
Copper	UG/L	0	0%	GA	200	0	0	42	20	U	20	U	20	U	0.63	U
Lead	UG/L	5.4	17%	MCL	15	0	7	42	5	U	5	U	2.7	J	1.07	U
Turbidity	NTU	48	100%	NA	NA	NA	NA	NA	5.27		5.27		1.6		1.7	

Notes:

- Copper action level is from NYSDEC Class GA Groundwater Standard (TOGS 1.1.1, June 1998).
 - Lead action level is from US EPA Maximum Contaminant Limit (MCL),
 Source <http://www.epa.gov/safewater/mcl.html#inorganic.html>
 - Round 6 & 7 samples were analyzed by SW846-6010C. Rounds 1 through 5 were analyzed using SW846-6010B.
- Qual = Qualifier
 U = compound was not detected
 J = the reported value is an estimated concentration
 NA = Not Applicable

Table 3
 Summary of COCs detected in Groundwater
 OB Grounds LTM 2012 Annual Report
 Seneca Army Depot Activity

Parameter	Unit	Maximum Value	Frequency of Detection	Action Level Source	Action Level	Number of Exceedances	Number of Times Detected	Number of Samples Analyzed	OB Grounds MW23-4 GW OBLM20047 10/8/2012 SA LTM 7		OB Grounds MW23-5 GW OBLM20006 11/21/2007 SA LTM 1		OB Grounds MW23-5 GW OBLM20013 2/26/2008 SA LTM 2		OB Grounds MW23-5 GW OBLM20020 5/21/2008 SA LTM 3	
									Value	Qual	Value	Qual	Value	Qual	Value	Qual
Copper	UG/L	0	0%	GA	200	0	0	42	1.9	U	20	U	20	U	20	U
Lead	UG/L	5.4	17%	MCL	15	0	7	42	4	U	5	U	5	U	5	U
Turbidity	NTU	48	100%	NA	NA	NA	NA	NA	3.9		0		6.72		4.5	

Notes:

- Copper action level is from NYSDEC Class GA Groundwater Standard (TOGS 1.1.1, June 1998).
 - Lead action level is from US EPA Maximum Contaminant Limit (MCL),
 Source <http://www.epa.gov/safewater/mcl.html#inorganic.html>
 - Round 6 & 7 samples were analyzed by SW846-6010C. Rounds 1 through 5 were analyzed using SW846-6010B.
- Qual = Qualifier
 U = compound was not detected
 J = the reported value is an estimated concentration
 NA = Not Applicable

Table 3
 Summary of COCs detected in Groundwater
 OB Grounds LTM 2012 Annual Report
 Seneca Army Depot Activity

Parameter	Unit	Maximum Value	Frequency of Detection	Action Level Source	Action Level	Number of Exceedances	Number of Times Detected	Number of Samples Analyzed	OB Grounds MW23-5 GW OBLM20027 8/25/2008 SA LTM 4		OB Grounds MW23-5 GW OBLM20033 8/2/2010 SA LTM 5		OB Grounds MW23-5 GW OBLM20034 8/2/2010 DU LTM 5		OB Grounds MW23-5 GW OBLM20040 10/4/2011 SA LTM 6	
									Value	Qual	Value	Qual	Value	Qual	Value	Qual
Copper	UG/L	0	0%	GA	200	0	0	42	20	U	1.62	U	20	U	25	U
Lead	UG/L	5.4	17%	MCL	15	0	7	42	5	U	1.87	U	2.4	J	1.1	J
Turbidity	NTU	48	100%	NA	NA	NA	NA	NA	2.13		1		1		1.3	

Notes:

- Copper action level is from NYSDEC Class GA Groundwater Standard (TOGS 1.1.1, June 1998).
 - Lead action level is from US EPA Maximum Contaminant Limit (MCL),
 Source <http://www.epa.gov/safewater/mcl.html#inorganic.html>
 - Round 6 & 7 samples were analyzed by SW846-6010C. Rounds 1 through 5 were analyzed using SW846-6010B.
- Qual = Qualifier
 U = compound was not detected
 J = the reported value is an estimated concentration
 NA = Not Applicable

Table 3
 Summary of COCs detected in Groundwater
 OB Grounds LTM 2012 Annual Report
 Seneca Army Depot Activity

Parameter	Unit	Maximum Value	Frequency of Detection	Action Level Source	Action Level	Number of Exceedances	Number of Times Detected	Number of Samples Analyzed	OB Grounds MW23-5 GW OBLM20048 10/8/2012 SA LTM 7		OB Grounds MW23-6 GW OBLM20007 11/28/2007 SA LTM 1		OB Grounds MW23-6 GW OBLM20014 2/26/2008 SA LTM 2		OB Grounds MW23-6 GW OBLM20021 5/20/2008 SA LTM 3	
									Value	Qual	Value	Qual	Value	Qual	Value	Qual
Copper	UG/L	0	0%	GA	200	0	0	42	1.9	U	20	U	20	U	20	U
Lead	UG/L	5.4	17%	MCL	15	0	7	42	4	U	5	U	5	U	5	U
Turbidity	NTU	48	100%	NA	NA	NA	NA	NA	0.55		8		2.84		8.2	

Notes:

1. Copper action level is from NYSDEC Class GA Groundwater Standard (TOGS 1.1.1, June 1998).
 2. Lead action level is from US EPA Maximum Contaminant Limit (MCL),
 Source <http://www.epa.gov/safewater/mcl.html#inorganic.html>
 3. Round 6 & 7 samples were analyzed by SW846-6010C. Rounds 1 through 5 were analyzed using SW846-6010B.
- Qual = Qualifier
 U = compound was not detected
 J = the reported value is an estimated concentration
 NA = Not Applicable

Table 3
 Summary of COCs detected in Groundwater
 OB Grounds LTM 2012 Annual Report
 Seneca Army Depot Activity

Parameter	Unit	Maximum Value	Frequency of Detection	Action Level Source	Action Level	Number of Exceedances	Number of Times Detected	Number of Samples Analyzed	OB Grounds MW23-6 GW OBLM20028 8/26/2008 SA LTM 4		OB Grounds MW23-6 GW OBLM20035 8/3/2010 SA LTM 5		OB Grounds MW23-6 GW OBLM20041 10/5/2011 SA LTM 6		OB Grounds MW23-6 GW OBLM20042 10/5/2011 DU LTM 6	
									Value	Qual	Value	Qual	Value	Qual	Value	Qual
Copper	UG/L	0	0%	GA	200	0	0	42	20	U	20	U	25	U	25	U
Lead	UG/L	5.4	17%	MCL	15	0	7	42	5	U	3.6	J	1.2	J	1.5	J
Turbidity	NTU	48	100%	NA	NA	NA	NA	NA	48		10		2.1		2.1	

Notes:

- Copper action level is from NYSDEC Class GA Groundwater Standard (TOGS 1.1.1, June 1998).
 - Lead action level is from US EPA Maximum Contaminant Limit (MCL),
 Source <http://www.epa.gov/safewater/mcl.html#inorganic.html>
 - Round 6 & 7 samples were analyzed by SW846-6010C. Rounds 1 through 5 were analyzed using SW846-6010B.
- Qual = Qualifier
 U = compound was not detected
 J = the reported value is an estimated concentration
 NA = Not Applicable

Table 3
 Summary of COCs detected in Groundwater
 OB Grounds LTM 2012 Annual Report
 Seneca Army Depot Activity

Area									OB Grounds	
Loc ID									MW23-6	
Matrix									GW	
Sample ID									OBLM20049	
Sample Date									10/8/2012	
QC Type									SA	
Study ID									LTM	
Sample Round									7	
Parameter	Unit	Maximum Value	Frequency of Detection	Action Level Source	Action Level	Number of Exceedances	Number of Times Detected	Number of Samples Analyzed		
									Value	Qual
Copper	UG/L	0	0%	GA	200	0	0	42	1.9	U
Lead	UG/L	5.4	17%	MCL	15	0	7	42	4	U
Turbidity	NTU	48	100%	NA	NA	NA	NA	NA	2.1	

Notes:

1. Copper action level is from NYSDEC Class GA Groundwater Standard (TOGS 1.1.1, June 1998).
 2. Lead action level is from US EPA Maximum Contaminant Limit (MCL),
 Source <http://www.epa.gov/safewater/mcl.html#inorganic.html>
 3. Round 6 & 7 samples were analyzed by SW846-6010C. Rounds 1 through 5 were analyzed using SW846-6010B.
- Qual = Qualifier
 U = compound was not detected
 J = the reported value is an estimated concentration
 NA = Not Applicable

Table 4
Soil Cap Inspection Log
OB Grounds LTM 2012 Annual Report
Seneca Army Depot Activity

Grid #	Round 1 - January 2008	Round 2 - February 2008	Round 3 - May 2008	Round 4 - August 2008
S8	Several 1" to 2" size mice holes were observed	No change	No change	No change
S8	Several 1" to 2" size mice holes were observed on the ground	No change	No change	No change
R8	Several 1" to 2" size mice holes were observed on the ground surface.	No change	No change	A mouse hole approximately 6" wide and approximately 6" deep was observed. Hole was repaired August 2008.
Q8	2" mice hole was observed on the ground surface.	No change	No change	No change
Q8	A cluster of 1" to 2" size mice holes was observed.	No change	No change	No change
P10	A cluster of 1" to 2" size mice holes was observed.	No change	No change	No change
L9	Two mice holes approximately 6" deep	No change	No change	No change
L9	A mouse hole approximately 6" deep was observed	No change	No change	No change
L9	A mouse hole approximately 6" deep and 6" diameter was observed	No change	No change	No change
L8	Minor erosion along the edge of the soil cap from surface water flow. <i>This location should be called L7.</i>	Surface water runoff path forming. Repaired drainage path May 2008. <i>This location should be called L7.</i>	Repaired drainage path May 2008. <i>This location should be called L7.</i>	No change
I8	A mouse hole about 2" to 3" in size was observed	Vegetation spotty, large amounts of surface soil exposed. Reseeded May 2008.	Reseeded May 2008.	No change
I8	Minor erosion of the soil cap.	Surface water runoff path forming. Repaired drainage path May 2008.	Repaired drainage path May 2008.	No change
I6	A cluster of 1" to 2" size mice holes was observed.	No change	No change	No change
J6	2" mice holes were observed on the ground surface.	Short surface water drainage path; native soil not visible. Repaired drainage path May 2008.	Repaired drainage path May 2008.	No change
H9	Two mice 2" size holes was observed.	No change	No change	No change
D7	Two mice 2" size holes was observed.	No change	No change	No change
B3	A mouse hole approximately 6" wide and approximately 6" deep was observed	No change	No change	No change

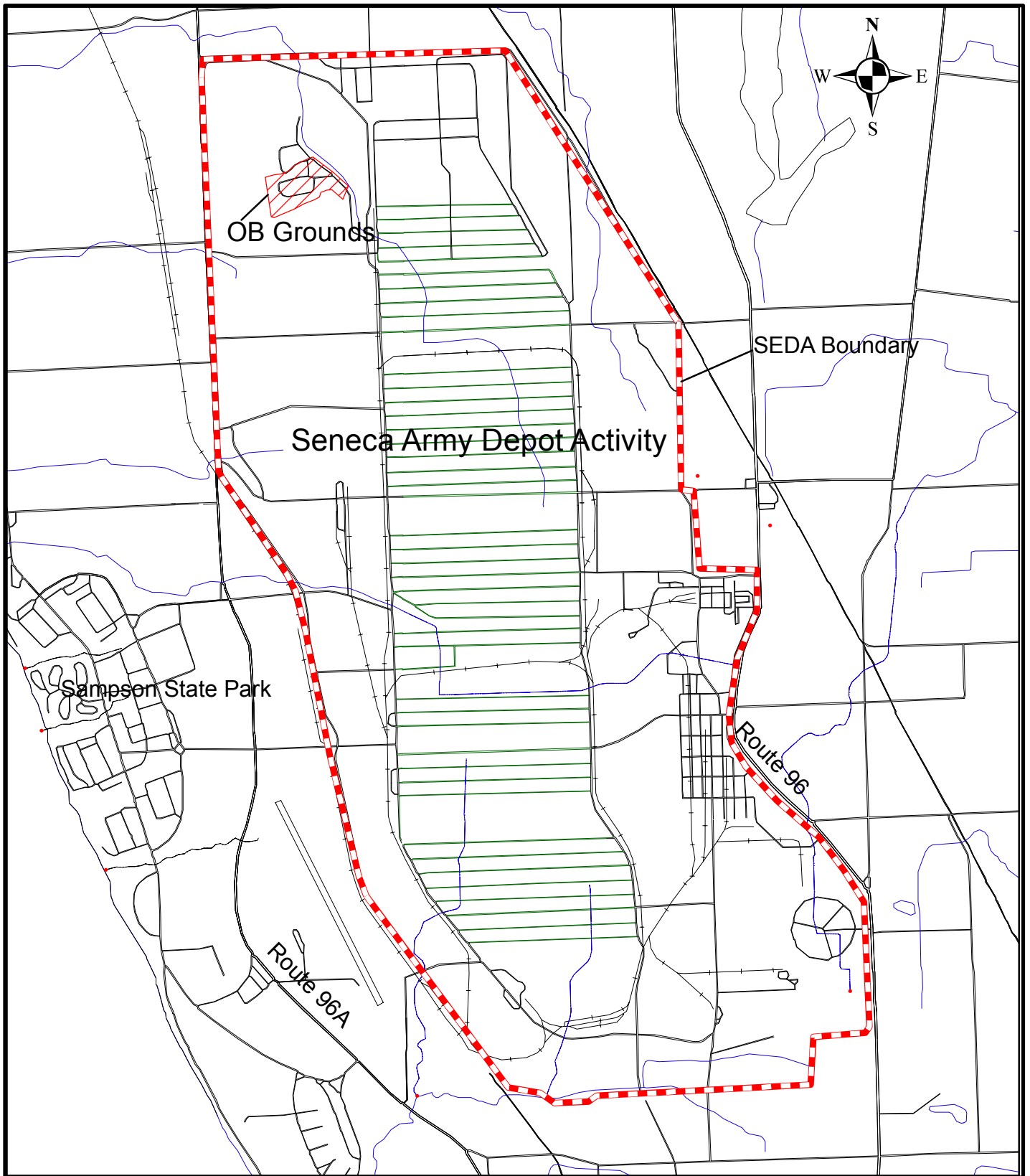
Grid #	Round 5 - August 2010	Round 6 - October 2011	Round 7 - October 2012
S8	No animal holes were observed.	No animal holes were observed.	No animal holes were observed.
S8	No animal holes were observed.	No animal holes were observed.	No animal holes were observed.
R8	No animal holes were observed.	No animal holes were observed.	No animal holes were observed.
Q8	No animal holes were observed.	No animal holes were observed.	No animal holes were observed.
Q8	No animal holes were observed.	No animal holes were observed.	No animal holes were observed.
P10	No animal holes were observed.	No animal holes were observed.	No animal holes were observed.
L9	No animal holes were observed.	No animal holes were observed.	No animal holes were observed.
L9	No animal holes were observed.	No animal holes were observed.	No animal holes were observed.
L9	No animal holes were observed.	No animal holes were observed.	No animal holes were observed.
L8	Erosion of road area due to surface water flow. <i>This location should be called L7.</i>	No animal holes were observed.	No animal holes were observed.
J8	Erosion along road edge due to surface water flow off of road surface.	No animal holes were observed.	No animal holes were observed.
J8	Erosion around a culvert outlet due to surface water flow off of road surface.	No animal holes were observed.	No animal holes were observed.
I8	No animal holes were observed.	Surface soil erosion previously observed along ditchline from surface water runoff, erosion 3-4 inches deep or less.	No animal holes were observed. Minor surface water erosion along edge of cap. Thin vegetation cover along edge.
I6	No animal holes were observed.	No animal holes were observed.	No animal holes were observed. Minor surface water erosion along edge of cap. Thin vegetation cover along edge.
J6	No animal holes were observed.	No animal holes were observed.	No animal holes were observed. Thin vegetation.
H9	No animal holes were observed.	No animal holes were observed.	No animal holes were observed. A few patches of sparse vegetation.
D7	No animal holes were observed.	No animal holes were observed. Patch of sparse vegetation 70' by 70'.	No animal holes were observed.
B3	No animal holes were observed.	No animal holes were observed.	SEDA OD Ground project dug thru soil cap to remove DGM anomalies on 7/13/12. Holes were filled in completely.
I7	No animal holes were observed.	No animal holes were observed.	No animal holes were observed. Minor surface water erosion along edge of cap. Thin vegetation cover along edge of grid.

Notes:

1. All grids capped areas were inspected. Grids with no signs of erosion or other disturbances to the cover are not included in this log.
2. The Army repaired the washout areas noted above, and reseeded areas with sparse vegetation on or before May 22, 2008.

FIGURES

- Figure 1 SEDA Site Map and AOC Location
- Figure 2 Open Burning Grounds Site Map
- Figure 3 Historic Groundwater Contours with October 2012 Elevations
- Figure 4 Groundwater Elevation Profile
- Figure 5 Concentrations of Lead and Copper at MW23-1
- Figure 6 Concentrations of Lead and Copper at MW23-2
- Figure 7 Concentrations of Lead and Copper at MW23-3
- Figure 8 Concentrations of Lead and Copper at MW23-4
- Figure 9 Concentrations of Lead and Copper at MW23-5
- Figure 10 Concentrations of Lead and Copper at MW23-6
- Figure 11 Open Burning Grounds Soil Cover Areas and Well Locations
- Figure 12 Reeder Creek Inspection Photo Locations (October 2012)



Approximate Boundary
of SEDA Site



Approximate Boundary
and extent of OB Grounds



PARSONS



CLIENT / PROJECT TITLE

**SENECA ARMY DEPOT
OPEN BURNING (OB) GROUNDS
LTM 2012 ANNUAL REPORT**

DEPT: ENVIRONMENTAL REMEDIATION

Figure 1

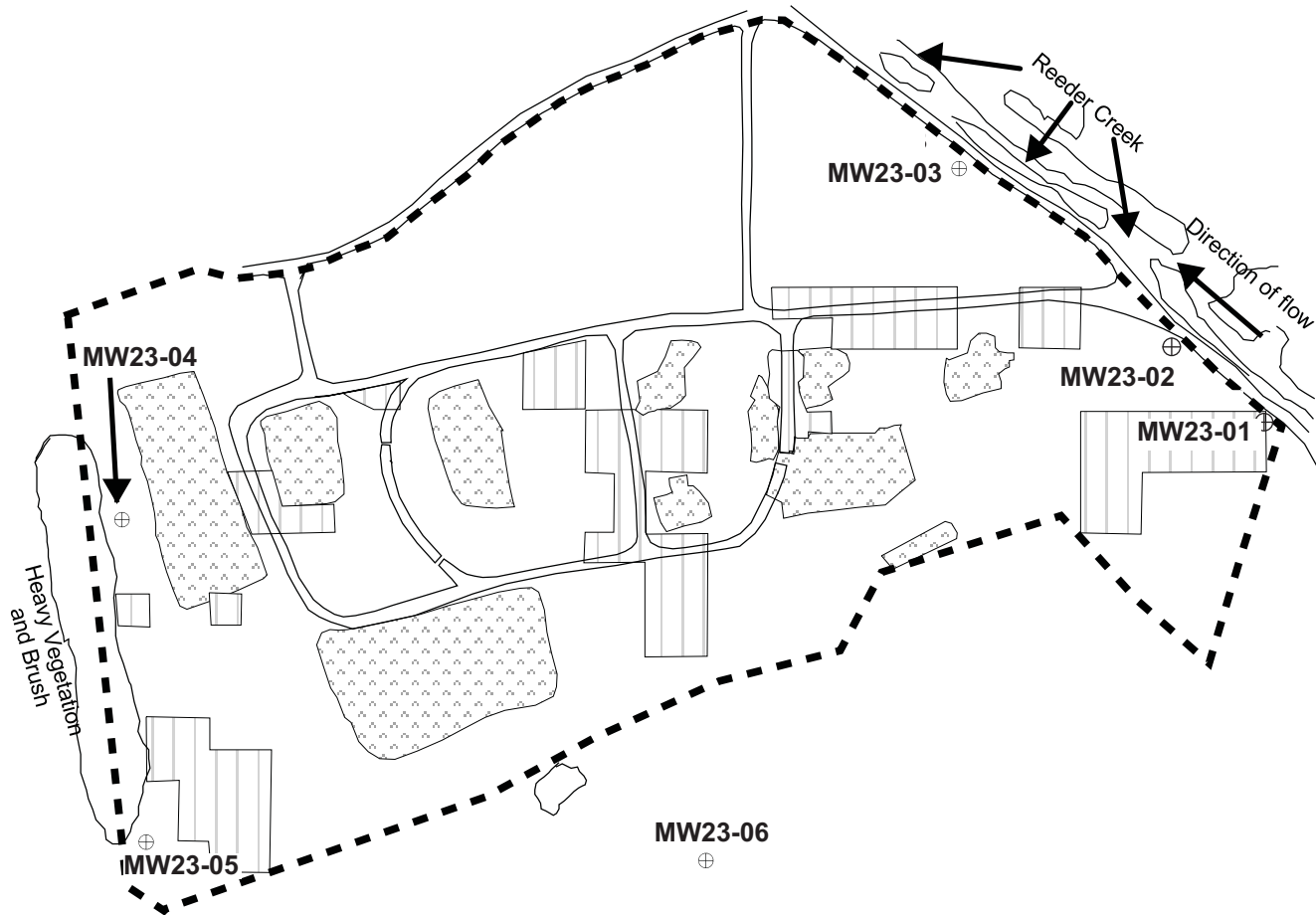
SEDA Site Map and AOC Location





EDITED BY

BBO

DATE

DECEMBER 2012



-  Interred Soils
-  Former Burning Pads
-  OB Grounds Boundary
-  Existing Monitoring Wells

Notes:
 (1) Map is not to scale. Location of all features shown is approximate.
 (2) Map is based on information presented on Figure 4.13 of *Soil and Sediment Remediation, Open Burning Grounds, Completion Report* (Weston Solutions Inc., June 2005).



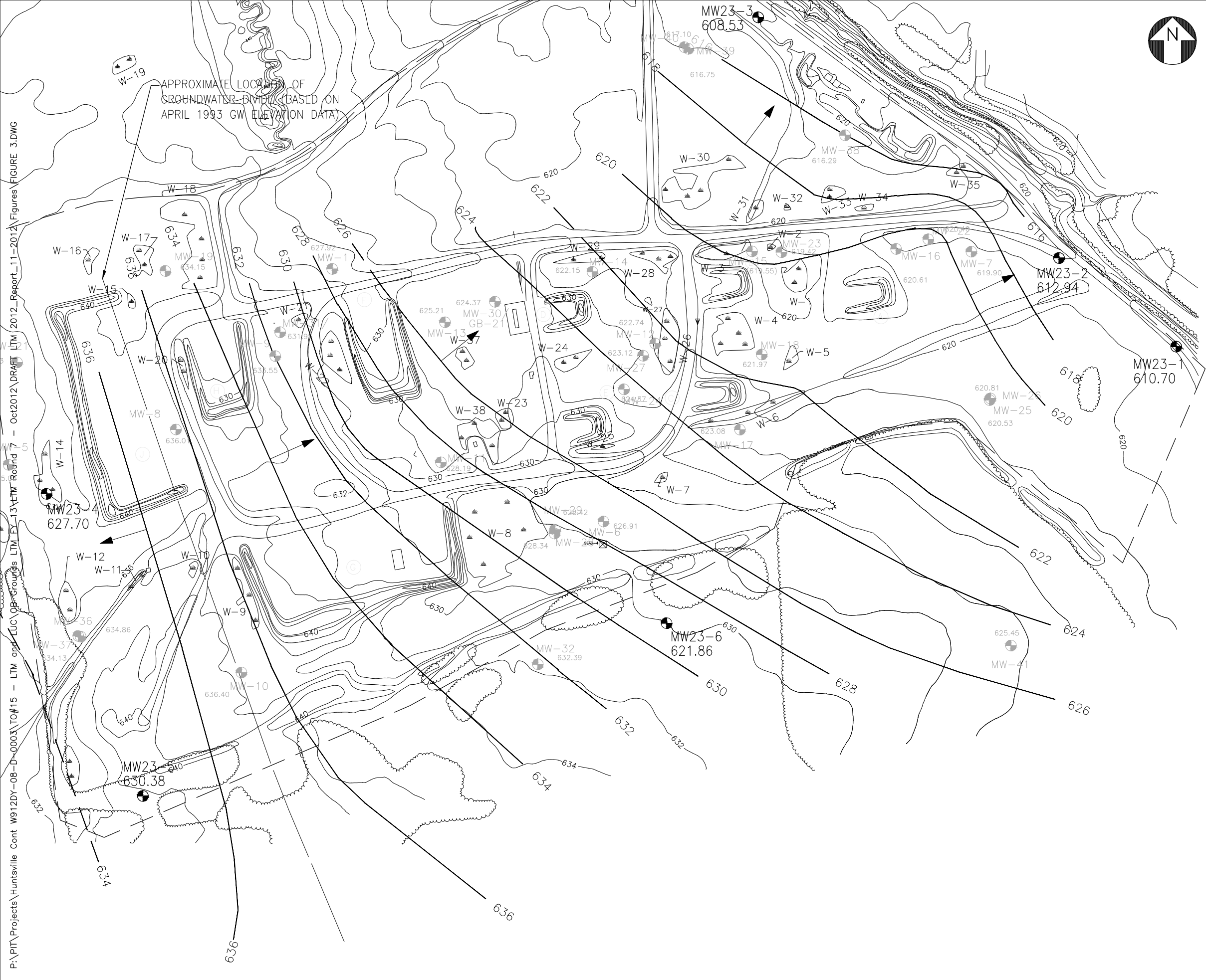
PARSONS

SENECA ARMY DEPOT ACTIVITY
 OPEN BURNING (OB) GROUNDS
 LONG-TERM MONITORING
 2012 ANNUAL REPORT

FIGURE 2
 Open Burning Grounds
 Site

DATE: October 2012

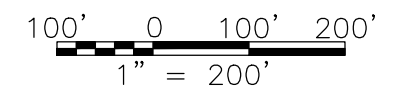
P:\PIT\Projects\Huntsville Cont W912DY-08-D-0003\TO#15 - LTM and OUC\OB-Grounds LTM FY-13\TMRound 7 - Oct2012\Draft LTM 2012_Report_11-2012\Figures\FIGURE 3.DWG



APPROXIMATE LOCATION OF GROUNDWATER DIVIDE (BASED ON APRIL 1993 GW ELEVATION DATA)



- LEGEND:
- BURNING PAD DESIGNATION
 - PAD OR GRID BORING
 - TOPOGRAPHICAL CONTOURS
 - WETLAND & DESIGNATION
 - 611.01 CURRENT MONITORING WELL LOCATION WITH OCTOBER 2012 LTM DATA
 - 611.01 HISTORICAL MONITORING WELLS WITH APRIL 1993 DATA
 - HISTORIC GROUNDWATER ELEVATION CONTOUR (APRIL 1993) MSL DATUM
 - GENERAL GROUNDWATER FLOW DIRECTION
 - APPROXIMATE BOUNDARY AND EXTENT OF OB GROUNDS



PARSONS
PARSONS ENGINEERING SCIENCE, INC.

CLIENT/PROJECT TITLE
SENECA ARMY DEPOT ACTIVITY
 OPEN BURNING (OB) GROUNDS
 LONG-TERM MONITORING 2012 ANNUAL REPORT

DEPT. ENVIRONMENTAL ENGINEERING Dwg. No. 748662-01000

FIGURE 3
 HISTORIC GROUNDWATER CONTOURS AND
 OCTOBER 2012 GROUNDWATER ELEVATIONS

SCALE 1" = 200' DATE DECEMBER 2012 REV A

Figure 4
 OB Grounds Groundwater Elevation
 OB Grounds LTM 2012 Annual Report
 Seneca Army Depot Activity

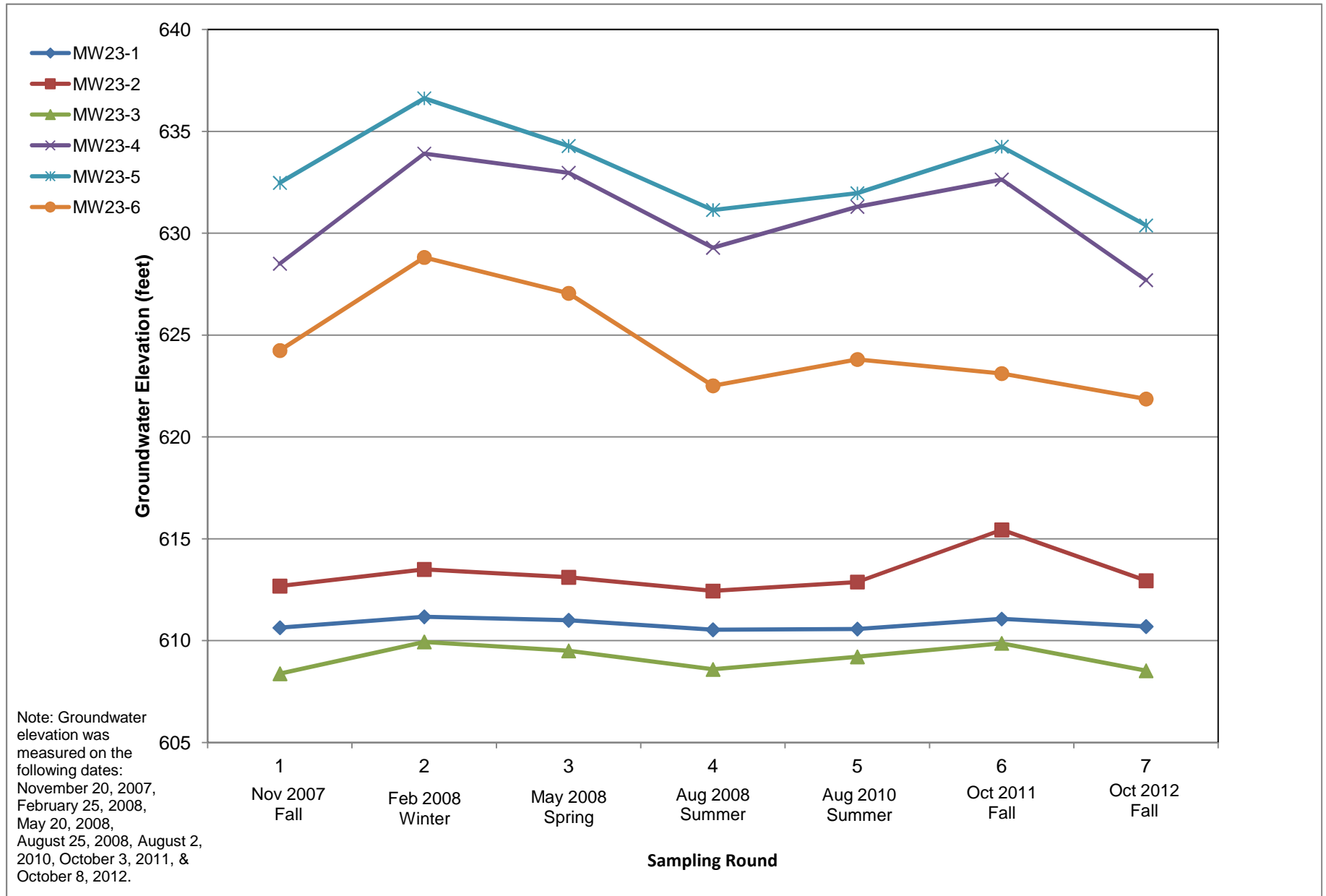
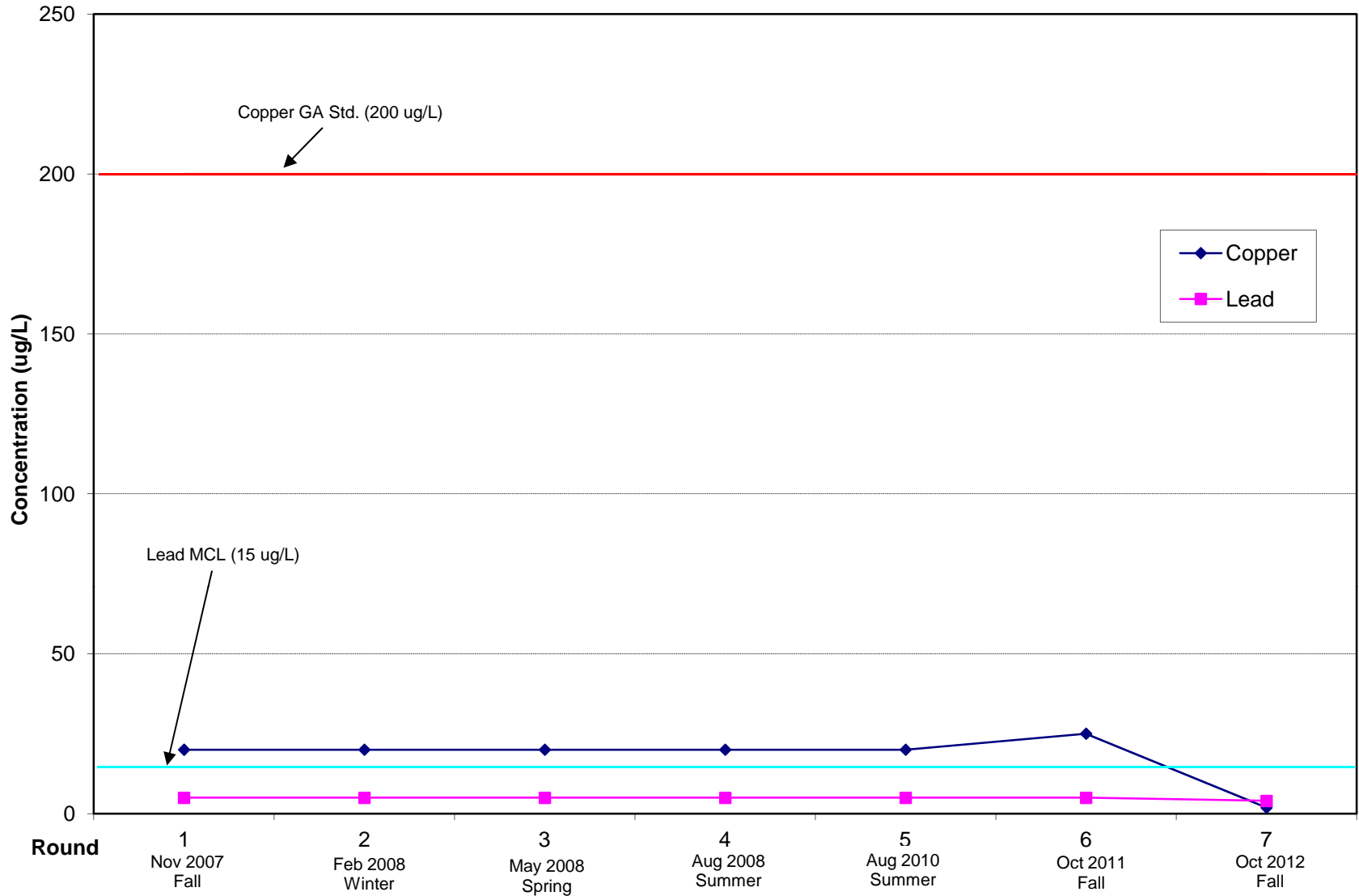


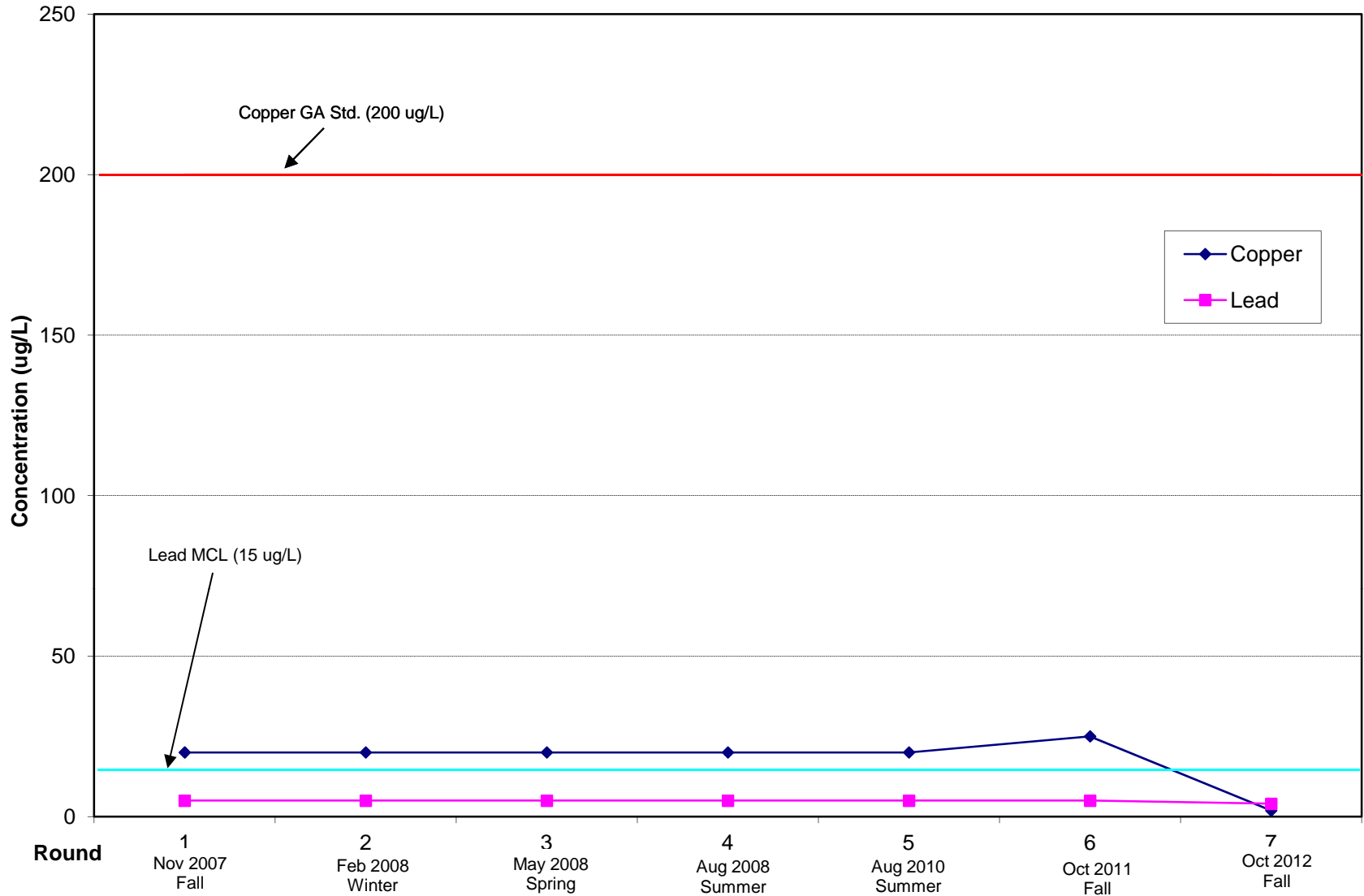
Figure 5
 Concentrations of Lead and Copper at MW23-1
 OB Grounds LTM 2012 Annual Report
 Seneca Army Depot Activity



Note: Groundwater samples were collected on the following dates: November 21, 2007, February 25, 2008, May 21, 2008, August 26, 2008, August 2, 2010, October 3, 2011, and October 9, 2011.

Groundwater sampling was performed quarterly through August 2, 2010, and annually thereafter. All copper and lead concentrations in groundwater were below detection limits.

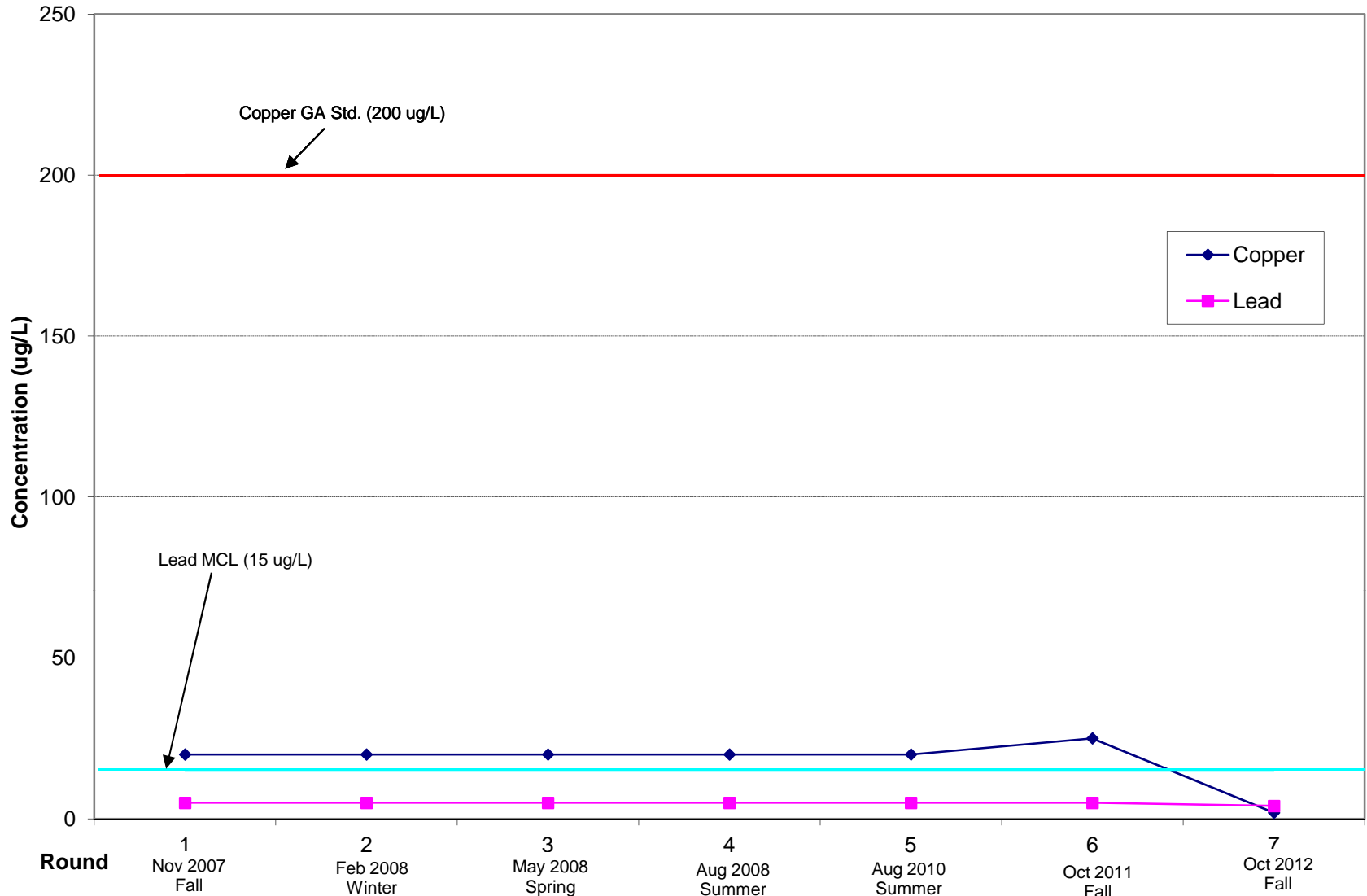
Figure 6
 Concentrations of Lead and Copper at MW23-2
 OB Grounds LTM 2012 Annual Report
 Seneca Army Depot Activity



Note: Groundwater samples were collected on the following dates: November 21, 2007, February 25, 2008, May 21, 2008, August 26, 2008, August 2, 2010, October 3, 2011, and October 9, 2012.

Groundwater sampling was performed quarterly through August 2, 2010, and annually thereafter. All copper and lead concentrations in groundwater were below detection limits.

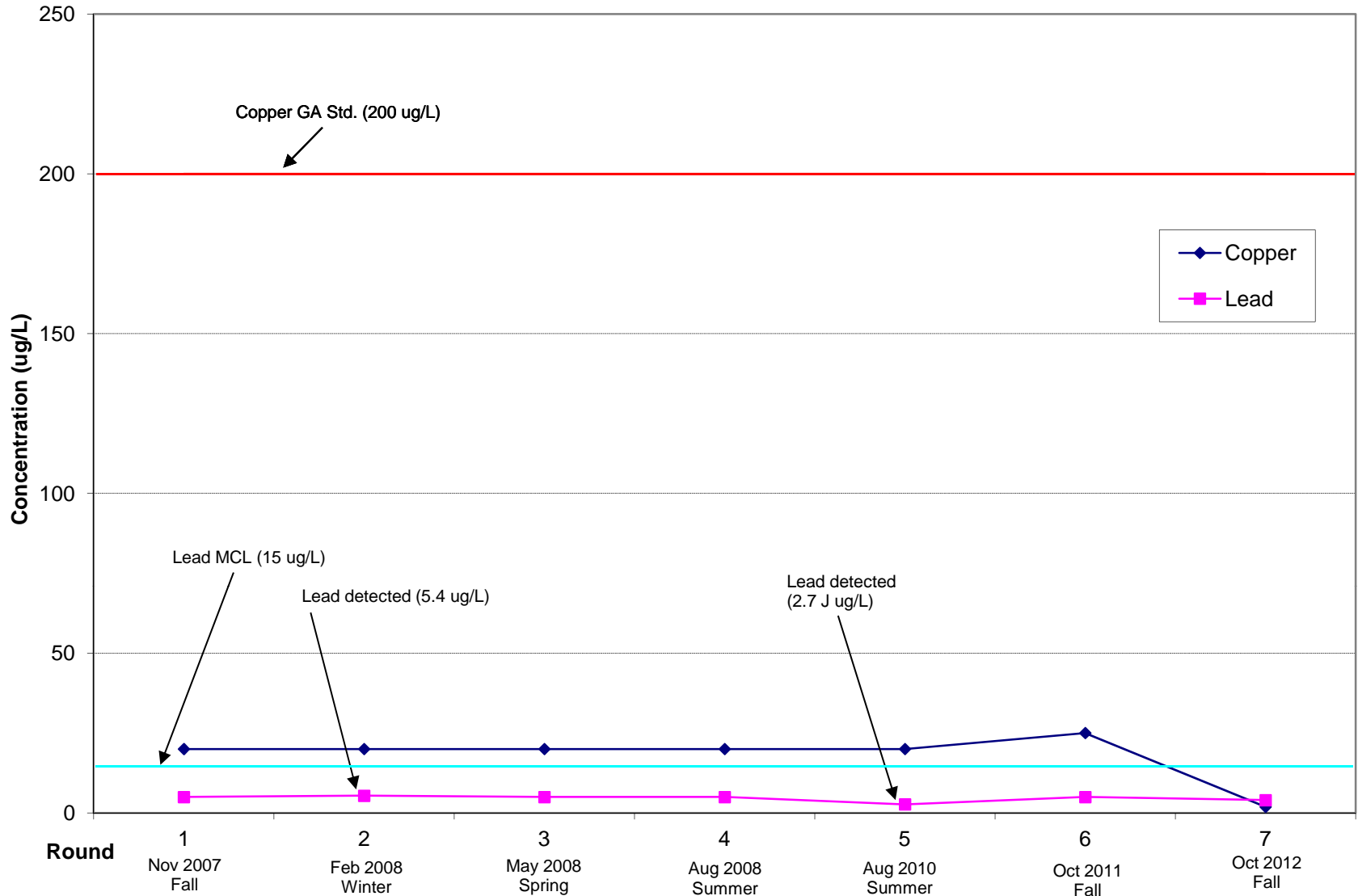
Figure 7
 Concentrations of Lead and Copper at MW23-3
 OB Grounds LTM 2012 Annual Report
 Seneca Army Depot Activity



Note: Groundwater samples were collected on the following dates: November 21, 2007, February 25, 2008, May 21, 2008, August 26, 2008, August 2, 2010, October 3, 2011, and October 8, 2012.

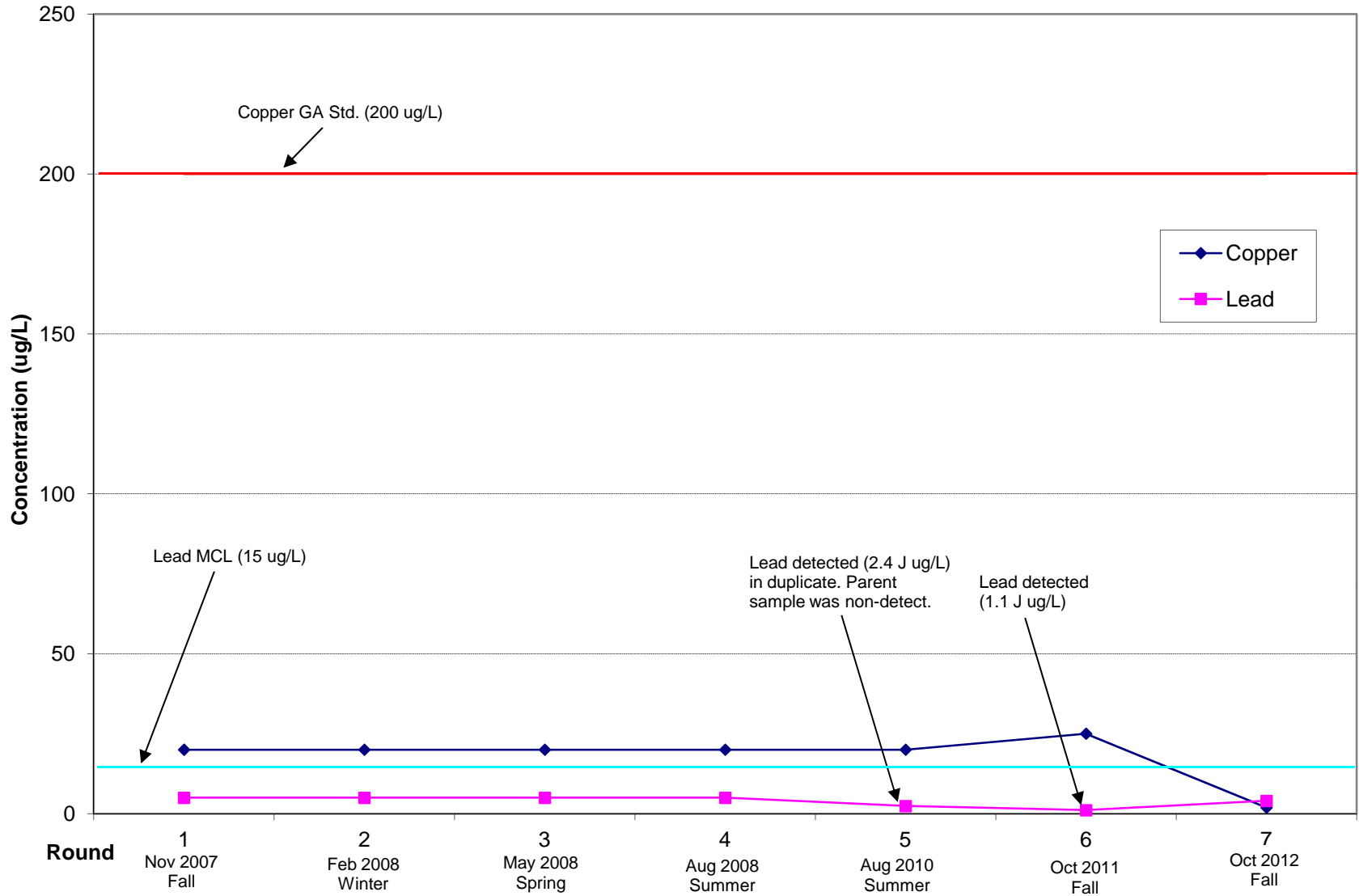
Groundwater sampling was performed quarterly through August 2, 2010, and annually thereafter. All copper and lead concentrations in groundwater were below detection limits.

Figure 8
 Concentrations of Lead and Copper at MW23-4
 OB Grounds LTM 2012 Annual Report
 Seneca Army Depot Activity



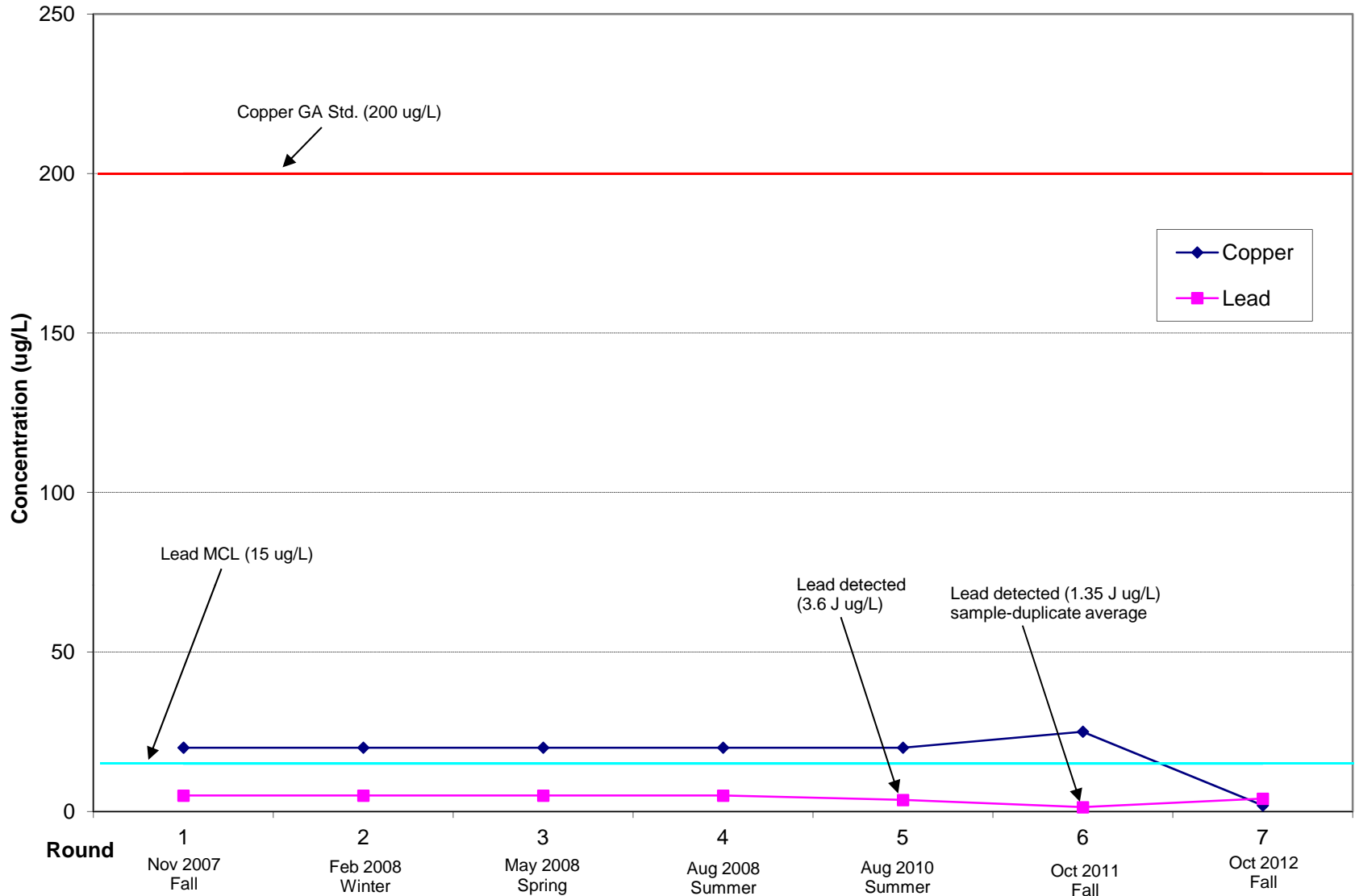
Note: Groundwater samples were collected on the following dates: November 21, 2007, February 25, 2008, May 21, 2008, August 26, 2008, August 2, 2010, October 3, 2011, and October 8, 2012. Groundwater sampling was performed quarterly through August 2, 2010, and annually thereafter. All copper and lead concentrations in groundwater were below detection limits except where otherwise noted.

Figure 9
 Concentrations of Lead and Copper at MW23-5
 OB Grounds LTM 2012 Annual Report
 Seneca Army Depot Activity



Note: Groundwater samples were collected on the following dates: November 21, 2007, February 25, 2008, May 21, 2008, August 26, 2008, August 2, 2010, October 3, 2011, and October 8, 2012. Groundwater sampling was performed quarterly through August 2, 2010, and annually thereafter. All copper and lead concentrations in groundwater were below detection limits except where otherwise noted.




Figure 10
 Concentrations of Lead and Copper at MW23-6
 OB Grounds LTM 2012 Annual Report
 Seneca Army Depot Activity






Note: Groundwater samples were collected on the following dates: November 21, 2007, February 25, 2008, May 21, 2008, August 26, 2008, August 2, 2010, October 3, 2011, and October 8, 2012. Groundwater sampling was performed quarterly through August 2, 2010, and annually thereafter. All copper and lead concentrations in groundwater were below detection limits except where otherwise noted.

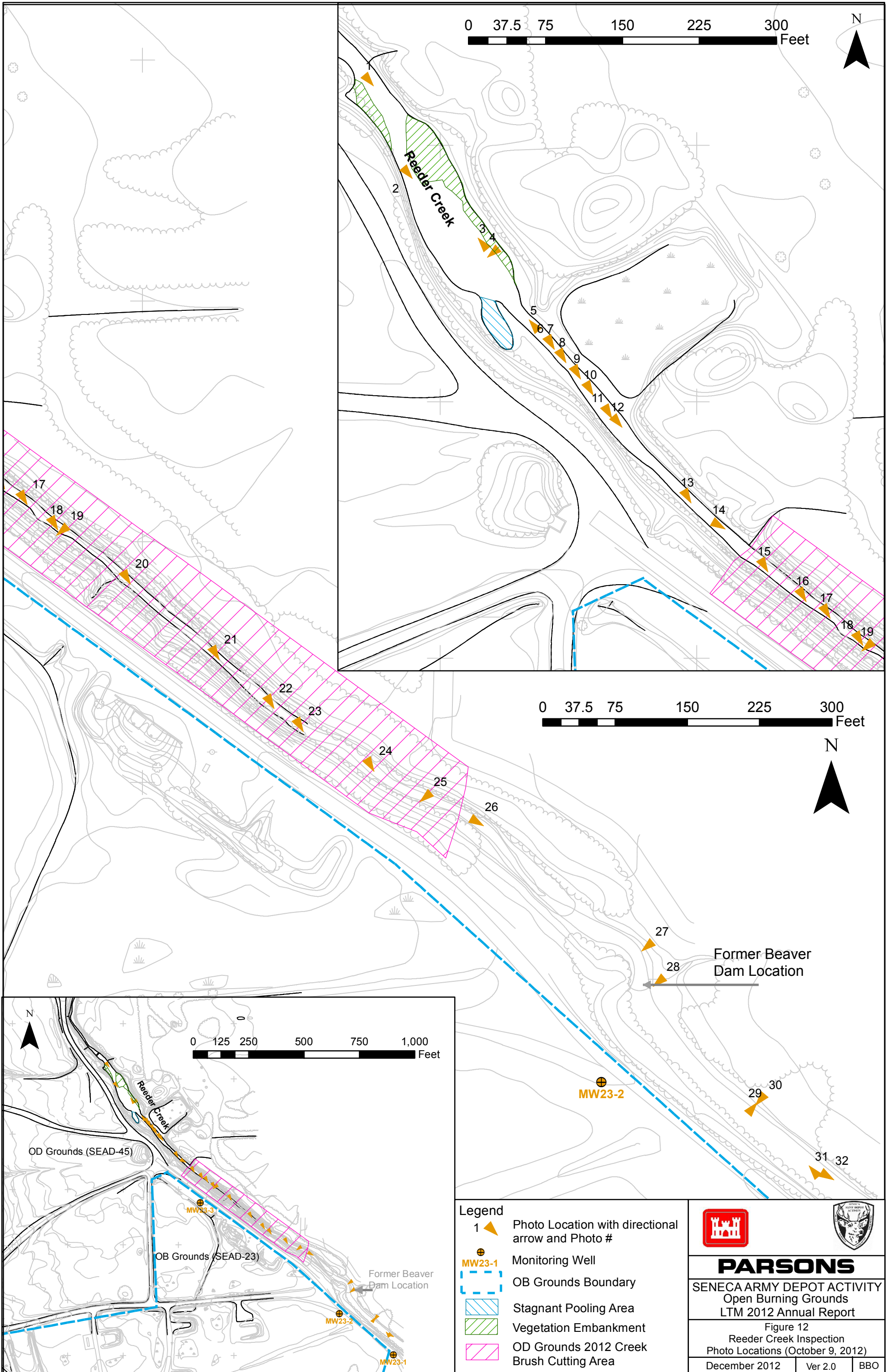


LEGEND

-  WELLS INSTALLED AUGUST 2004
-  AREA OF 9-INCH SOIL COVER
-  APPROXIMATE BOUNDARY AND EXTENT OF OB GROUNDS

- NOTES:**
1. THE SOIL COVER AND GRID LOCATIONS WERE PROVIDED BY WESTON SOLUTIONS, INC. (JUNE 2005)
 2. THE FIGURE IS NOT TO SCALE. THE AERIAL IMAGE IMPORTED FROM WWW.BING.COM IS ASKEW AND DOES NOT PERFECTLY ALIGN WITH THE BASEMAP.

		
CLIENT/PROJECT TITLE		
SENECA ARMY DEPOT OPEN BURNING GROUNDS LONG-TERM MONITORING 2012 ANNUAL REPORT		
DEPT. ENVIRONMENTAL ENGINEERING	Dwg. No. 748662-01000	
FIGURE 11 OPEN BURNING GROUNDS SOIL COVER AREAS AND WELL LOCATIONS		
SCALE N.T.S.	DATE DECEMBER 2012	REV -



Legend

- 1 ▲ Photo Location with directional arrow and Photo #
- MW23-1 ● Monitoring Well
- OB Grounds Boundary
- ▨ Stagnant Pooling Area
- ▨ Vegetation Embankment
- ▨ OD Grounds 2012 Creek Brush Cutting Area



PARSONS

SENECA ARMY DEPOT ACTIVITY
Open Burning Grounds
LTM 2012 Annual Report

Figure 12
Reeder Creek Inspection
Photo Locations (October 9, 2012)

December 2012	Ver 2.0	BBO
---------------	---------	-----

APPENDICES

- A Open Burning Grounds Long Term Monitoring Round 7 Field Forms
- B Reeder Creek Inspection Photos (October 2012)
- C Laboratory Report
- D Data Validation

APPENDIX A

OPEN BURNING GROUNDS LONG TERM MONITORING ROUND 7 FIELD FORMS

SAMPLING RECORD - GROUNDWATER

SENECA ARMY DEPOT ACTIVITY			PARSONS			WELL #: <u>MWZ3-1</u>		
PROJECT: <u>OB Grounds LTM Groundwater Sampling - Round 7</u>						DATE: <u>10/9/12</u>		
LOCATION: <u>ROMULUS, NY</u>						INSPECTORS: <u>BBO/SD</u>		
WEATHER / FIELD CONDITIONS CHECKLIST (RECORD MAJOR CHANGES)						PUMP #: <u>Perstatloc</u>		
TIME (24 HR)	TEMP (APPRX)	WEATHER (APPRX)	REL. HUMIDITY (GEN)	WIND (FROM)		GROUND / SITE SURFACE CONDITIONS	SAMPLE ID #: <u>OBLM20043</u>	
				VELOCITY (APPRX)	DIRECTION (0 - 360)		MONITORING	
							INSTRUMENT	DETECTOR
							OVM-580	PID

WELL VOLUME CALCULATION FACTORS						ONE WELL VOLUME (GAL) = [(POW - STABILIZED WATER LEVEL) X WELL DIAMETER FACTOR (GAL/FT)]			
DIAMETER (INCHES):	0.25	1	2	3	4	6			
GALLONS / FOOT:	0.0026	0.041	0.163	0.367	0.654	1.47			
LITERS/FOOT	0.010	0.151	0.617	1.389	2.475	5.564			

HISTORIC DATA	DEPTH TO POINT OF WELL (TOC)	DEPTH TO TOP OF SCREEN (TOC)	SCREEN LENGTH (FT)	WELL DEVELOPMENT TURBIDITY	WELL DEVELOPMENT pH	WELL DEVELOPMENT SPEC. COND
	<u>15.0' to 27' perstatloc</u>					
DATA COLLECTED AT WELL SITE	PID READING (OPENING WELL)	DEPTH TO STATIC WATER LEVEL (TOC)	DEPTH TO STABILIZED WATER LEVEL (TOC)	DEPTH TO PUMP INTAKE (TOC)	PUMPING START TIME	
		<u>11.99'</u>				
RADIATION SCREENING DATA	PUMP PRIOR TO SAMPLING (cps)		PUMP AFTER SAMPLING (cps)			

MONITORING DATA COLLECTED DURING PURGING OPERATIONS									
TIME (min)	WATER LEVEL	PUMPING RATE (ml/min)	CUMULATIVE VOL (GALLONS)	DISSOLVED OXYGEN (mg/L)	TEMP (C)	SPEC. COND (umhos)	pH	ORP (mV)	TURBIDITY (NTU)
920	12.0	Perstatloc	YSI probe in well						
920		Pump started		YSI 85	YSI	Horiba	Horiba	Horiba	LaMotte
926	12.09	98		0.72	15.7	0.714	6.70	245	2.9
933	12.09			0.99	15.7	0.714	6.75	225	3.3
938	12.10	98		0.98	15.7	0.713	6.76	93	
944	12.11			0.90	15.7	0.712	6.76	52	1.3
949	12.11	110		0.68	15.7	0.711	6.78	39	1.1
954	12.12		~0.75	0.55	15.7	0.712	6.77	34	0.95
959	12.12			0.55	15.7	0.713	6.77	30	1.1
1004	12.13	96		0.50	15.7	0.713	6.77	27	1.2
1009	12.11		~1 gal	0.62	15.7	0.715	6.76	29	0.95
1014	12.13	102		0.57	15.7	0.714	6.79	28	1.7
1019	12.10		~1.5 gal	0.54	15.7	0.715	6.78	27	1.1
1024	12.11		~1.6 gals	0.58	15.7	0.715	6.78	27	0.7
1030			Sample Collected						
			Sample ID OBLM20043						
			Time 1030						
1036			Re-started Pump to collect Post sample collection GeoParans						
1041	12.11		~1.75 gals	0.67	15.7	0.714	6.79	25	1.2

* changed LaMotte Battery

732am
* LaMotte Re-Calibration
1 NTU = 1.0
10 NTU = 9.7 → 10.0

SAMPLING RECORD - GROUNDWATER

SENECA ARMY DEPOT ACTIVITY **PARSONS** WELL #: MW23-2

PROJECT: OB Grounds LTM Groundwater Sampling - Round 7
 LOCATION: ROMULUS, NY

DATE: 10/9/12
 INSPECTORS: BBo/SD
 PUMP #: Perstatloc

WEATHER / FIELD CONDITIONS CHECKLIST (RECORD MAJOR CHANGES)

TIME (24 HR)	TEMP (APPRX)	WEATHER (APPRX)	REL. HUMIDITY (GEN)	WIND (FROM)		GROUND / SITE SURFACE CONDITIONS
				VELOCITY (APPRX)	DIRECTION (0 - 360)	
1052	50	Mostly Sunny		5-10	S-7N	drying out

SAMPLE ID #: OBLM20044
MONITORING
 INSTRUMENT: OVM-580 DETECTOR: PID

WELL VOLUME CALCULATION FACTORS							ONE WELL VOLUME (GAL) = [(POW - STABILIZED WATER LEVEL) X WELL DIAMETER FACTOR (GAL/FT)]
DIAMETER (INCHES):	0.25	1	2	3	4	6	
GALLONS / FOOT:	0.0026	0.041	0.163	0.367	0.654	1.47	
LITERS/FOOT	0.010	0.151	0.617	1.389	2.475	5.564	

HISTORIC DATA	DEPTH TO POINT OF WELL (TOC)	DEPTH TO TOP OF SCREEN (TOC)	SCREEN LENGTH (FT)	WELL DEVELOPMENT TURBIDITY	WELL DEVELOPMENT pH	WELL DEVELOPMENT SPEC. COND
		15.27				
DATA COLLECTED AT WELL SITE	PID READING (OPENING WELL)	DEPTH TO STATIC WATER LEVEL (TOC)	DEPTH TO STABILIZED WATER LEVEL (TOC)	DEPTH TO PUMP INTAKE (TOC)	PUMPING START TIME	
			9.35'			
RADIATION SCREENING DATA	PUMP PRIOR TO SAMPLING (cps)		PUMP AFTER SAMPLING (cps)			

MONITORING DATA COLLECTED DURING PURGING OPERATIONS

TIME (min)	WATER LEVEL	PUMPING RATE (ml/min)	CUMULATIVE VOL (GALLONS)	DISSOLVED OXYGEN (mg/L)	TEMP (C)	SPEC. COND (umhos)	pH	ORP (mV)	TURBIDITY (NTU)
1055	9.32	Perstatloc pump & YSI Probe in well							
1055		Pump started			YSI 85	YSI	Horiba	Horiba	Horiba
1104	9.81	94		0.16	17.4	0.452	7.25	143	2.7
1109	9.92	112		0.12	17.4	0.436	7.23	139	0.70
1114	10.03	118	0.5 gals	0.16	17.4	0.434	7.19	135	0.95
1124	10.14			0.16	17.4	0.439	7.18	130	0.0
1129	10.22	130	~1.0 gal	0.16	17.3	0.440	7.15	132	0.45
1134	10.30			0.17	17.3	0.443	7.15	129	0.75
1139	10.35		~1.25 gals	0.15	17.3	0.447	7.14	129	0.80
1145		Sample Collected							
		Sample ID OBLM20044							
		Time 1145							
1148		Restarted Pump & Collect Post-Sample Collection, Geo Param							
1153	10.52		~2.0 gals	0.17	17.3	0.449	7.16	131	0.0

SAMPLING RECORD - GROUNDWATER									
SENECA ARMY DEPOT ACTIVITY				PARSONS			WELL #: M023-3		
PROJECT: OB Grounds LTM Groundwater Sampling - Round 7						DATE: 10/10/12			
LOCATION: ROMULUS, NY						INSPECTORS: BBO / SD			
						PUMP #: Perstatloc			
WEATHER / FIELD CONDITIONS CHECKLIST (RECORD MAJOR CHANGES)									
TIME (24 HR)	TEMP (APPRX)	WEATHER (APPRX)	REL. HUMIDITY (GEN)	WIND VELOCITY (APPRX)	(FROM) DIRECTION (0 - 360)	GROUND / SITE SURFACE CONDITIONS			
1419	54	Mostly cloudy		0-5	S → N	overnight rain			
						SAMPLE ID #: OBLM20045/46			
						MONITORING INSTRUMENT: OVM-580			
						DETECTOR: PID			
WELL VOLUME CALCULATION FACTORS						ONE WELL VOLUME (GAL) = [(POW - STABILIZED WATER LEVEL) X WELL DIAMETER FACTOR (GAL/FT)]			
DIAMETER (INCHES):		0.25	1	2	3	4	6		
GALLONS / FOOT:		0.0026	0.041	0.163	0.367	0.654	1.47		
LITERS/FOOT		0.010	0.151	0.617	1.389	2.475	5.564		
HISTORIC DATA	DEPTH TO POINT OF WELL (TOC)		DEPTH TO TOP OF SCREEN (TOC)	SCREEN LENGTH (FT)	WELL DEVELOPMENT TURBIDITY	WELL DEVELOPMENT pH	WELL DEVELOPMENT SPEC. COND		
	15.0								
DATA COLLECTED AT WELL SITE	PID READING (OPENING WELL)		DEPTH TO STATIC WATER LEVEL (TOC)	DEPTH TO STABILIZED WATER LEVEL (TOC)	DEPTH TO PUMP INTAKE (TOC)	PUMPING START TIME			
			10.55'						
RADIATION SCREENING DATA		PUMP PRIOR TO SAMPLING (cps)		PUMP AFTER SAMPLING (cps)					
MONITORING DATA COLLECTED DURING PURGING OPERATIONS									
TIME (min)	WATER LEVEL	PUMPING RATE (ml/min)	CUMULATIVE VOL (GALLONS)	DISSOLVED OXYGEN (mg/L)	TEMP (C)	SPEC. COND (µmhos/cm)	pH	ORP (mV)	TURBIDITY (NTU)
1425	10.54	Perstatloc pump		YSI Probe in well					
1426		Pump started		YSI 85	YSI	Horiba	Horiba	Horiba	Labette
1433	10.60	111		0.03	16.7	0.505	7.14	-21	4.1
1438	10.62			0.02	16.7	0.505	7.06	-26	5.0
1443	10.63			0.03	16.7	0.507	7.04	-31	2.0
1448	10.64			0.05	16.7	0.508	7.03	-32	2.5
1453	10.64	132	~0.6 gals	0.04	16.7	0.508	7.03	-32	0.95
1458	10.64			0.04	16.7	0.510	7.04	-33	0.00
1503	10.64			0.07	16.6	0.510	7.04	-33	0.90
1509		Sample Collected		Time					
		OBLM20045		1509 SA					
		OBLM20045MS		1509 MS					
		OBLM20045MSD		1509 MSD					
		OBLM20046		1519 DU					
1516		Re-started Pump							
		Collected Post-Sample Geo Params							
1521	10.64		~1.25	0.09	16.5	0.515	7.07	-34	2.7

10/8/12
BBO 10/9/12

SAMPLING RECORD - GROUNDWATER

SENECA ARMY DEPOT ACTIVITY **PARSONS** WELL #: MW23-4

PROJECT: OB Grounds LTM Groundwater Sampling - Round 7
 LOCATION: ROMULUS, NY

DATE: 10/10/12
 INSPECTORS: BBO/SD
 PUMP #: Perstatloc
 SAMPLE ID #: OBLM20047

10/8/12
 BBO
 10/9/12

WEATHER / FIELD CONDITIONS CHECKLIST (RECORD MAJOR CHANGES)

TIME (24 HR)	TEMP (APPRX)	WEATHER (APPRX)	REL. HUMIDITY (GEN)	WIND (FROM)		GROUND / SITE SURFACE CONDITIONS
				VELOCITY (APPRX)	DIRECTION (0 - 360)	
1203	48	mostly sunny		5-10	S-W	overcast rain

MONITORING	
INSTRUMENT	DETECTOR
OVM-580	PID

WELL VOLUME CALCULATION FACTORS							ONE WELL VOLUME (GAL) = [(POW - STABILIZED WATER LEVEL) X WELL DIAMETER FACTOR (GAL/FT)]	
DIAMETER (INCHES):	0.25	1	2	3	4	6		
GALLONS / FOOT:	0.0026	0.041	0.163	0.367	0.654	1.47		
LITERS/FOOT	0.010	0.151	0.617	1.389	2.475	5.564		

HISTORIC DATA	DEPTH TO POINT OF WELL (TOC)	DEPTH TO TOP OF SCREEN (TOC)	SCREEN LENGTH (FT)	WELL DEVELOPMENT TURBIDITY	WELL DEVELOPMENT pH	WELL DEVELOPMENT SPEC. COND
		17.9'				
DATA COLLECTED AT WELL SITE	PID READING (OPENING WELL)	DEPTH TO STATIC WATER LEVEL (TOC)	DEPTH TO STABILIZED WATER LEVEL (TOC)	DEPTH TO PUMP INTAKE (TOC)	PUMPING START TIME	
		9.40'				
RADIATION SCREENING DATA	PUMP PRIOR TO SAMPLING (cps)		PUMP AFTER SAMPLING (cps)			

MONITORING DATA COLLECTED DURING PURGING OPERATIONS

TIME (min)	WATER LEVEL	PUMPING RATE (ml/min)	CUMULATIVE VOL (GALLONS)	DISSOLVED OXYGEN (mg/L)	TEMP (C)	SPEC. COND (umhos)	pH	ORP (mV)	TURBIDITY (NTU)
1212	9.30	Perstatloc pump 2		YSI Probe in well					
1213		Pump started		YSI 85	YSI	Horiba	Horiba	Horiba	LaMotte
1218	10.02	~90/98		0.42	16.8	0.554	8.07	92	0.0
1223	10.56	126		0.43	16.6	0.557	8.07	60	0.0
1228	11.01	82		0.77	16.6	0.560	8.00	36	
1233	11.45	102	~0.25 gals	0.97	16.6	0.559	7.94	25	3.6
1238	11.96	102		0.64	16.6	0.556	7.87	14	6.4
1243	12.43	100	~0.5 gals	0.61	16.5	0.552	7.80	16	1.8
1248	12.89	100		0.68	16.5	0.546	7.78	18	1.6
1253	12.90	106		0.80	16.6	0.541	7.79	23	1.3
1258	12.91	104		0.86	16.6	0.535	7.79	32	1.3
1303	12.92	102		0.77	16.6	0.532	7.77	41	1.6
1308	12.94	102		0.74	16.6	0.530	7.78	48	2.5
1313	13.15	107		0.79	16.6	0.529	7.76	58	1.9
1318	13.35	108	~1.75 gal	0.70	16.5	0.528	7.70	65	1.4
1323	13.56	105		0.61	16.5	0.528	7.68	66	1.2
1328	13.76	108		0.44	16.5	0.527	7.67	66	1.00
1334	13.95	108		0.37	16.4	0.528	7.65	69	1.7
1339	14.15	97	~2.5 gal	0.20	16.3	0.527	7.66	71	3.9
1359		collect sample at restart pump for parameter 5.		1355					
1405	14.36		~2.75 gal	0.43	16.1	0.532	7.71	76	3.5

checked twice

SAMPLING RECORD - GROUNDWATER

SENECA ARMY DEPOT ACTIVITY **PARSONS** WELL #: MU23-6

PROJECT: OB Grounds LTM Groundwater Sampling - Round 7
 LOCATION: ROMULUS, NY

10/8/12
 BPO / SD
 BPO / SD

DATE: 10/10/12
 INSPECTORS: BPO / SD
 PUMP #: Perstaltic

WEATHER / FIELD CONDITIONS CHECKLIST (RECORD MAJOR CHANGES)						
TIME (24 HR)	TEMP (APPRX)	WEATHER (APPRX)	REL. HUMIDITY (GEN)	WIND (FROM)		GROUND / SITE SURFACE CONDITIONS
				VELOCITY (APPRX)	DIRECTION (0 - 360)	
916	40's	Partly cloudy		0-5	S-7N	overcast rain

SAMPLE ID #: OBLM20049

MONITORING	
INSTRUMENT	DETECTOR
OVM-580	PID

WELL VOLUME CALCULATION FACTORS							ONE WELL VOLUME (GAL) = [(POW - STABILIZED WATER LEVEL) X WELL DIAMETER FACTOR (GAL/FT)]	
DIAMETER (INCHES):	0.25	1	<u>2</u>	3	4	6		
GALLONS / FOOT:	0.0026	0.041	<u>0.163</u>	0.367	0.654	1.47		
LITERS/FOOT	0.010	0.151	0.617	1.389	2.475	5.564		

HISTORIC DATA	DEPTH TO POINT OF WELL (TOC)	DEPTH TO TOP OF SCREEN (TOC)	SCREEN LENGTH (FT)	WELL DEVELOPMENT TURBIDITY	WELL DEVELOPMENT pH	WELL DEVELOPMENT SPEC. COND
		<u>17.35 + 0.27 probe top</u>				
DATA COLLECTED AT WELL SITE	PID READING (OPENING WELL)	DEPTH TO STATIC WATER LEVEL (TOC)		DEPTH TO STABILIZED WATER LEVEL (TOC)	DEPTH TO PUMP INTAKE (TOC)	PUMPING START TIME
		<u>10.73'</u>				
RADIATION SCREENING DATA	PUMP PRIOR TO SAMPLING (cps)		PUMP AFTER SAMPLING (cps)			

MONITORING DATA COLLECTED DURING PURGING OPERATIONS

TIME (min)	WATER LEVEL	PUMPING RATE (ml/min)	CUMULATIVE VOL (GALLONS)	DISSOLVED OXYGEN (mg/L)	TEMP (C)	SPEC. COND (µmhos)	pH	ORP (mV)	TURBIDITY (NTU)
927	10.62	Perstaltic pump & YSI probe in well							
927		Pump started							
933	12.11	~110		0.54	14.4	0.550	7.35	200	8.8
938	12.75	100		0.50	14.6	0.547	7.43	188	5.3
943	12.75			0.51	14.7	0.546	7.46	179	3.1
948	12.76			0.51	14.8	0.542	7.47	178	2.4
953	13.03			0.62	14.90	0.538	7.50	183	2.5
1000	13.21	100	0.75 gals	0.51	14.9	0.535	7.50	183	2.1
Sample Collected									
1010	Sample ID OBLM20049								
Time 1010									
Restarted pump 1012									
Post-Sample Collection Geo Parans									
1017	13.81		1.1 gals	0.28	14.8	0.534	7.46	181	1.5
-> removed water line tubing, air line remains.									

**OB Grounds
Task Order #15
Round 7 Inspection**

Date of Inspection: 10/9/12 & 10/10/12

Weather Conditions: Sunny, dry

Observations should include assessment of integrity of 9-inch soil cap placed over residual lead contaminated soil in 25 125'x125' grids.

Assessment should be made with respect to caps ability to ensure that indigenous terrestrial wildlife are not exposed via direct dermal contact or incidental ingestion.

Note signs of erosion or animal burrowing to ensure underlying soils are not exposed to the environment.

N.A.H.O = No Animal Holes Observed

	Grid No.	Observations/Location of Disturbed Soils
1	A5	N.A.H.O
2	C5	"
3	B3	op project plug holes to remove anaerobes. holes filled back in
4	B2	N.A.H.O
5	C3	"
6	C2	"
7	C1	"
8	C7	"
9	D7	"
10	E9	N.A.H.O
11	H9	N.A.H.O, a few patches of sparse/low vegetation. no signs of erosion
12	I6	erosion along edges of cap. Thin veg. cover.
13	I7	
14	I8	↓
15	J5	N.A.H.O
16	J6	drainage area, ditching from surf. flow, thin veg.
17	J8	N.A.H.O

OB Grounds
Task Order #15
Round 7 Inspection

	Grid No.	Observations/Location of Disturbed Soils
18	L8	eroded spot, prev. noted, sparse veg., steady. N 101 2005.8 ft E 739 292.5 ft.
19	L9	NAHO
20	L10	NAHO
21	M10	NAHO
22	N10	NAHO
23	P10	NAHO
24	Q7	No animal holes observed
25	Q8	No animal holes observed (NAHO)
26	R8	NAHO
27	S8	NAHO

actually in
Grid L7
BBG
11/15/12

APPENDIX B

REEDER CREEK INSPECTION PHOTOS (OCTOBER 2012)

Appendix B
Reeder Creek Inspection
OB Grounds LTM 2012 Annual Report
Seneca Army Depot Activity



Photo #01 - Looking south (upstream) at Reeder Creek. Vegetated embankments on both sides (east & west) of the creek. Creek bottom littered with fallen leaves and fractured shale pieces over apparent bedrock (shale) with thin organic/sediment layer on/between rocks.

Appendix B
Reeder Creek Inspection
OB Grounds LTM 2012 Annual Report
Seneca Army Depot Activity



Photo #02 - Looking south (upstream) at Reeder Creek. Vegetated embankments on both sides (east & west) of the creek. Fallen leaves have accumulated in this area. Creek bottom fractured shale over apparent bedrock (shale) with thin organic/sediment layer between rocks.

Appendix B
Reeder Creek Inspection
OB Grounds LTM 2012 Annual Report
Seneca Army Depot Activity



Photo #03 - Looking northeast (downstream) at Reeder Creek Vegetated embankments on both sides (east & west) of the creek. Fallen branches and leaves have accumulated in this area. Creek bottom has small layer of sediment above fractured shale over apparent bedrock (shale). Sediment appears to be from decomposition than migration.

Appendix B
Reeder Creek Inspection
OB Grounds LTM 2012 Annual Report
Seneca Army Depot Activity



Photo #04 - Looking at Reeder Creek stream bottom. Creek bottom has small layer of sediment above fractured shale over apparent bedrock (shale). Sediment appears to be from decomposition than migration. Water is approximately 14 inches deep; 18-inch mark on stick visible. Sediment is about 2 inches deep

Appendix B
Reeder Creek Inspection
OB Grounds LTM 2012 Annual Report
Seneca Army Depot Activity



Photo #05 – Looking at Reeder Creek upstream of pooled area (Photo #02-04). Creek bottom is apparent bedrock with thin organic/sediment layer on rock surface. Fast moving water in this section.

Appendix B
Reeder Creek Inspection
OB Grounds LTM 2012 Annual Report
Seneca Army Depot Activity



Photo #06 – Looking at Reeder Creek stream bottom. Vegetated embankments on both sides (east & west). Creek bottom composed of shale pieces on top of apparent bedrock. The bottom has a thin organic/sediment layer on surface inter mixed with numerous fallen leaves.

Appendix B
Reeder Creek Inspection
OB Grounds LTM 2012 Annual Report
Seneca Army Depot Activity



Photo #07 – Looking southeast (upstream) at Reeder Creek. Vegetated embankments on both sides (east & west). Creek bottom composed of shale pieces on top of apparent bedrock. The bottom has a thin organic/sediment layer on surface inter mixed with numerous fallen leaves.

Appendix B
Reeder Creek Inspection
OB Grounds LTM 2012 Annual Report
Seneca Army Depot Activity



Photo #08 – Looking at Reeder Creek stream bottom. Creek bottom composed of shale pieces on top of apparent bedrock. The bottom has a thin organic/sediment layer on surface inter mixed with numerous fallen leaves.

Appendix B
Reeder Creek Inspection
OB Grounds LTM 2012 Annual Report
Seneca Army Depot Activity



Photo #09 – Looking south (upstream) at Reeder Creek. Vegetated embankments on both sides (east & west). Creek bottom composed of shale pieces on top of apparent bedrock. The bottom has a thin organic/sediment layer on surface inter mixed with numerous fallen leaves.

Appendix B
Reeder Creek Inspection
OB Grounds LTM 2012 Annual Report
Seneca Army Depot Activity



Photo #10 – Looking at Reeder Creek stream bottom. Creek bottom is apparent bedrock with thin organic/sediment layer on rock surface.

Appendix B
Reeder Creek Inspection
OB Grounds LTM 2012 Annual Report
Seneca Army Depot Activity



Photo #11 – Looking southeast (upstream) at Reeder Creek. Vegetated embankments on both sides (east & west). Fallen leaves and branches have accumulated in this area.

Appendix B
Reeder Creek Inspection
OB Grounds LTM 2012 Annual Report
Seneca Army Depot Activity



Photo #12 – Looking at Reeder Creek stream bottom. Creek bottom composed of shale pieces on top of apparent bedrock. The bottom has a thin organic/sediment layer on surface inter mixed with numerous fallen leaves. The water is about 9 inches deep.

Appendix B
Reeder Creek Inspection
OB Grounds LTM 2012 Annual Report
Seneca Army Depot Activity



Photo #13 – Looking at east (SEAD-12) embankment of Reeder Creek. Embankment composed of shale layers with thin vegetated layer. Deer trails to creek are visible in photo. No evidence of surface water flowing down embankment.

Appendix B
Reeder Creek Inspection
OB Grounds LTM 2012 Annual Report
Seneca Army Depot Activity



Photo #14 – Looking southeast (upstream) at vegetated island (previous identified in 2011 Annual report) in Reeder Creek upstream. Sediment and dead leaves visible on creek bottom. Flow erosion cut is along left side of photo.

Appendix B
Reeder Creek Inspection
OB Grounds LTM 2012 Annual Report
Seneca Army Depot Activity



Photo #15 – Looking southeast (upstream) at Reeder Creek. Vegetated embankments on both sides (east & west). Fallen leaves and branches have accumulated in this area. This area was heavily brush cut Summer 2012 for OD Grounds Munitions Response Action.

Appendix B
Reeder Creek Inspection
OB Grounds LTM 2012 Annual Report
Seneca Army Depot Activity



Photo #16 – Looking southeast (upstream) at Reeder Creek. Thin (<2 inch) sediment/soil layer across creek bottom. Fallen leaves and branches were visible scattered across the creek bottom. No evidence of surface water flow down the embankments. Decomposition of accumulated leaves observed in 2011 inspection of creek.

Appendix B
Reeder Creek Inspection
OB Grounds LTM 2012 Annual Report
Seneca Army Depot Activity



Photo #17 – Looking southeast (upstream) at Reeder Creek. Thin (<2 inch) sediment/soil layer across creek bottom. Fallen leaves and branches were visible scattered across the creek bottom. No evidence of surface water flow down the embankments. Suspect decomposition of accumulated leaves observed in 2011 inspection of creek.

Appendix B
Reeder Creek Inspection
OB Grounds LTM 2012 Annual Report
Seneca Army Depot Activity



Photo #18 – Looking southeast (upstream) at Reeder Creek. Vegetated embankments on both sides (east & west). Creek bottom composed of large shale pieces with a thin organic/sediment layer on surface.

Appendix B
Reeder Creek Inspection
OB Grounds LTM 2012 Annual Report
Seneca Army Depot Activity



Photo #19 – Looking at west embankment (OB/OD Side) of Reeder Creek. Approximately 12 inches of creek bank have been scoured out along the embankment;.

Appendix B
Reeder Creek Inspection
OB Grounds LTM 2012 Annual Report
Seneca Army Depot Activity



Photo #20 – Looking at Reeder Creek stream bottom. Vegetated embankments on both sides (east & west). Creek bottom composed of shale pieces on top of apparent bedrock. The bottom has a thin organic/sediment layer on surface inter mixed with numerous fallen leaves.

Appendix B
Reeder Creek Inspection
OB Grounds LTM 2012 Annual Report
Seneca Army Depot Activity



Photo #21 Looking southeast (upstream) at Reeder Creek. Vegetated embankments on both sides (east & west). Creek bottom composed of apparent bedrock with scattered shale pieces. Bottom has a thin organic/sediment layer on surface.

Appendix B
Reeder Creek Inspection
OB Grounds LTM 2012 Annual Report
Seneca Army Depot Activity



Photo #22 – Looking southeast (upstream) at Reeder Creek. Vegetated embankments on both sides (east & west). Creek bottom composed of large shale pieces and fallen leaves & branches with a thin organic/sediment layer.

Appendix B
Reeder Creek Inspection
OB Grounds LTM 2012 Annual Report
Seneca Army Depot Activity



Photo #23 – Looking at Reeder Creek stream bottom. Creek bottom is large shale pieces with thin organic/sediment layer on rock surface.

Appendix B
Reeder Creek Inspection
OB Grounds LTM 2012 Annual Report
Seneca Army Depot Activity



Photo #24 – Looking southeast (upstream) at Reeder Creek. Fallen leaves and branches were visible scattered across the creek bottom. Fallen leaves and branches have accumulated in this area. This area was heavily brush cut Summer 2012 for OD Grounds Munitions Response Action.

Appendix B
Reeder Creek Inspection
OB Grounds LTM 2012 Annual Report
Seneca Army Depot Activity



Photo #25 -- Looking at west embankment (OB/OD Side) of Reeder Creek. Approximately 10 inches of creek bank have been scoured out along the embankment;. Accumulation of fallen leaves and branches visible on creek bottom.

Appendix B
Reeder Creek Inspection
OB Grounds LTM 2012 Annual Report
Seneca Army Depot Activity



Photo #26 - Looking southeast (upstream) at Reeder Creek. Vegetated embankments on both sides (east & west). Fallen leaves and branches were visible scattered across the creek bottom. Fallen leaves and branches have accumulated in this area. Accumulated leaves observed in 2011 inspection of creek.

Appendix B
Reeder Creek Inspection
OB Grounds LTM 2012 Annual Report
Seneca Army Depot Activity



Photo #27 – Looking downgradient of the former beaver dam. Creek bottom composed of apparent bedrock with a thin organic/sediment layer on surface.

Appendix B
Reeder Creek Inspection
OB Grounds LTM 2012 Annual Report
Seneca Army Depot Activity



Photo #28 – Looking south (upstream) at Reeder Creek. Former beaver dam was located in center of photo; see Photo #4 from OB Grounds LTM 2010 Annual Report, Appendix B . Vegetated embankments on both sides. Accumulation of fallen leaves and branches. Sediment was observed around the former beaver dam and decomposition of these leaves & branches is the suspected source.

Appendix B
Reeder Creek Inspection
OB Grounds LTM 2012 Annual Report
Seneca Army Depot Activity



Photo #29 – Looking at east (SEAD-12) embankment of Reeder Creek. Embankment composed of shale layers with thin vegetated layer. Deer trails to creek are visible in photo. Deer trails cut into embankment 6-10 inches.

Appendix B
Reeder Creek Inspection
OB Grounds LTM 2012 Annual Report
Seneca Army Depot Activity



Photo #30 – Looking from on top of the east (SEAD-12) embankment of Reeder Creek. Embankment composed of shale layers with thin vegetated layer. Deer trails to creek are visible in photo. Deer trails cut into embankment 6-10 inches.

Appendix B
Reeder Creek Inspection
OB Grounds LTM 2012 Annual Report
Seneca Army Depot Activity



Photo #31 – Looking north (downstream) at Reeder Creek, upgradient of the former beaver dam. Vegetated embankments on both sides (east & west). Creek bottom composed of sediment with no apparent signs of prior excavations. Small island mound with vegetation (center of photo) observed during previous inspections.

Appendix B
Reeder Creek Inspection
OB Grounds LTM 2012 Annual Report
Seneca Army Depot Activity



Photo #32 – Looking at Reeder Creek stream bottom. upgradient of excavation area and the former beaver dam. Creek bottom composed of sediment with no apparent signs of prior excavations. Fallen leaves and branches observed on creek bottom.

APPENDIX C
LABORATORY REPORT

TestAmerica

THE LEADER IN ENVIRONMENTAL TESTING

ANALYTICAL REPORT

TestAmerica Laboratories, Inc.

TestAmerica Savannah

5102 LaRoche Avenue

Savannah, GA 31404

Tel: (912)354-7858

TestAmerica Job ID: 680-83673-1

Client Project/Site: Open Burning (OB) Grounds LTM

For:

Parsons Corporation

100 High Street

4th Floor

Boston, Massachusetts 02110-1713

Attn: Cris Grill

Linda A. Wolfe

Authorized for release by:

10/29/2012 4:37:25 PM

Linda Wolfe

Project Manager I

linda.wolfe@testamericainc.com

LINKS

Review your project
results through

TotalAccess

Have a Question?



Visit us at:

www.testamericainc.com

The test results in this report meet all 2003 NELAC and 2009 TNI requirements for accredited parameters, exceptions are noted in this report. This report may not be reproduced except in full, and with written approval from the laboratory. For questions please contact the Project Manager at the e-mail address or telephone number listed on this page.

This report has been electronically signed and authorized by the signatory. Electronic signature is intended to be the legally binding equivalent of a traditionally handwritten signature.

Results relate only to the items tested and the sample(s) as received by the laboratory.

1

2

3

4

5

6

7

8

9

10

11

12

Case Narrative

Client: Parsons Corporation
Project/Site: Open Burning (OB) Grounds LTM

TestAmerica Job ID: 680-83673-1

Job ID: 680-83673-1

Laboratory: TestAmerica Savannah

Narrative

CASE NARRATIVE

Client: Parsons Corporation

Project: Open Burning (OB) Grounds LTM

Report Number: 680-83673-1

With the exceptions noted as flags or footnotes, standard analytical protocols were followed in the analysis of the samples and no problems were encountered or anomalies observed. In addition all laboratory quality control samples were within established control limits, with any exceptions noted below. Each sample was analyzed to achieve the lowest possible reporting limit within the constraints of the method. In some cases, due to interference or analytes present at high concentrations, samples were diluted. For diluted samples, the reporting limits are adjusted relative to the dilution required.

Calculations are performed before rounding to avoid round-off errors in calculated results.

All holding times were met and proper preservation noted for the methods performed on these samples, unless otherwise detailed in the individual sections below.

RECEIPT

The samples were received on 10/10/2012; the samples arrived in good condition, properly preserved and on ice. The temperature of the coolers at receipt was 4.8 C.

METALS (ICP)

Samples OBLM20043 (680-83673-1), OBLM20044 (680-83673-2), OBLM20045 (680-83673-3), OBLM20046 (680-83673-4), OBLM20047 (680-83673-5), OBLM20048 (680-83673-6) and OBLM20049 (680-83673-7) were analyzed for Metals (ICP) in accordance with EPA SW-846 Method 6010C. The samples were prepared on 10/16/2012 and analyzed on 10/17/2012.

No difficulties were encountered during the metals analyses.

All quality control parameters were within the acceptance limits.

Sample Summary

Client: Parsons Corporation
Project/Site: Open Burning (OB) Grounds LTM

TestAmerica Job ID: 680-83673-1

Lab Sample ID	Client Sample ID	Matrix	Collected	Received
680-83673-1	OBLM20043	Water	10/09/12 10:30	10/10/12 13:00
680-83673-2	OBLM20044	Water	10/09/12 11:45	10/10/12 13:00
680-83673-3	OBLM20045	Water	10/08/12 15:09	10/10/12 13:00
680-83673-4	OBLM20046	Water	10/08/12 15:19	10/10/12 13:00
680-83673-5	OBLM20047	Water	10/08/12 13:55	10/10/12 13:00
680-83673-6	OBLM20048	Water	10/08/12 11:40	10/10/12 13:00
680-83673-7	OBLM20049	Water	10/08/12 10:10	10/10/12 13:00

1

2

3

4

5

6

7

8

9

10

11

12

Method Summary

Client: Parsons Corporation
Project/Site: Open Burning (OB) Grounds LTM

TestAmerica Job ID: 680-83673-1

Method	Method Description	Protocol	Laboratory
6010C	Metals (ICP)	SW846	TAL SAV

Protocol References:

SW846 = "Test Methods For Evaluating Solid Waste, Physical/Chemical Methods", Third Edition, November 1986 And Its Updates.

Laboratory References:

TAL SAV = TestAmerica Savannah, 5102 LaRoche Avenue, Savannah, GA 31404, TEL (912)354-7858

1

2

3

4

5

6

7

8

9

10

11

12

Definitions/Glossary

Client: Parsons Corporation
Project/Site: Open Burning (OB) Grounds LTM

TestAmerica Job ID: 680-83673-1

Glossary

Abbreviation	These commonly used abbreviations may or may not be present in this report.
☼	Listed under the "D" column to designate that the result is reported on a dry weight basis
%R	Percent Recovery
CNF	Contains no Free Liquid
DL, RA, RE, IN	Indicates a Dilution, Reanalysis, Re-extraction, or additional Initial metals/anion analysis of the sample
EDL	Estimated Detection Limit
EPA	United States Environmental Protection Agency
MDL	Method Detection Limit
ML	Minimum Level (Dioxin)
ND	Not detected at the reporting limit (or MDL or EDL if shown)
PQL	Practical Quantitation Limit
QC	Quality Control
RL	Reporting Limit
RPD	Relative Percent Difference, a measure of the relative difference between two points
TEF	Toxicity Equivalent Factor (Dioxin)
TEQ	Toxicity Equivalent Quotient (Dioxin)

Client Sample Results

Client: Parsons Corporation
Project/Site: Open Burning (OB) Grounds LTM

TestAmerica Job ID: 680-83673-1

Client Sample ID: OBLM20043

Lab Sample ID: 680-83673-1

Date Collected: 10/09/12 10:30

Matrix: Water

Date Received: 10/10/12 13:00

Method: 6010C - Metals (ICP)

Analyte	Result	Qualifier	RL	MDL	Unit	D	Prepared	Analyzed	Dil Fac
Copper	<2.0		20	1.9	ug/L		10/16/12 07:52	10/17/12 00:05	1
Lead	<4.0		10	4.0	ug/L		10/16/12 07:52	10/17/12 00:05	1

Client Sample ID: OBLM20044

Lab Sample ID: 680-83673-2

Date Collected: 10/09/12 11:45

Matrix: Water

Date Received: 10/10/12 13:00

Method: 6010C - Metals (ICP)

Analyte	Result	Qualifier	RL	MDL	Unit	D	Prepared	Analyzed	Dil Fac
Copper	<2.0		20	1.9	ug/L		10/16/12 07:52	10/17/12 00:23	1
Lead	<4.0		10	4.0	ug/L		10/16/12 07:52	10/17/12 00:23	1

Client Sample ID: OBLM20045

Lab Sample ID: 680-83673-3

Date Collected: 10/08/12 15:09

Matrix: Water

Date Received: 10/10/12 13:00

Method: 6010C - Metals (ICP)

Analyte	Result	Qualifier	RL	MDL	Unit	D	Prepared	Analyzed	Dil Fac
Copper	<2.0		20	1.9	ug/L		10/16/12 07:52	10/17/12 00:29	1
Lead	<4.0		10	4.0	ug/L		10/16/12 07:52	10/17/12 00:29	1

Client Sample ID: OBLM20046

Lab Sample ID: 680-83673-4

Date Collected: 10/08/12 15:19

Matrix: Water

Date Received: 10/10/12 13:00

Method: 6010C - Metals (ICP)

Analyte	Result	Qualifier	RL	MDL	Unit	D	Prepared	Analyzed	Dil Fac
Copper	<2.0		20	1.9	ug/L		10/16/12 07:52	10/17/12 00:46	1
Lead	<4.0		10	4.0	ug/L		10/16/12 07:52	10/17/12 00:46	1

Client Sample ID: OBLM20047

Lab Sample ID: 680-83673-5

Date Collected: 10/08/12 13:55

Matrix: Water

Date Received: 10/10/12 13:00

Method: 6010C - Metals (ICP)

Analyte	Result	Qualifier	RL	MDL	Unit	D	Prepared	Analyzed	Dil Fac
Copper	<2.0		20	1.9	ug/L		10/16/12 07:52	10/17/12 01:03	1
Lead	<4.0		10	4.0	ug/L		10/16/12 07:52	10/17/12 01:03	1

Client Sample ID: OBLM20048

Lab Sample ID: 680-83673-6

Date Collected: 10/08/12 11:40

Matrix: Water

Date Received: 10/10/12 13:00

Method: 6010C - Metals (ICP)

Analyte	Result	Qualifier	RL	MDL	Unit	D	Prepared	Analyzed	Dil Fac
Copper	<2.0		20	1.9	ug/L		10/16/12 07:52	10/17/12 01:09	1
Lead	<4.0		10	4.0	ug/L		10/16/12 07:52	10/17/12 01:09	1

Client Sample Results

Client: Parsons Corporation
Project/Site: Open Burning (OB) Grounds LTM

TestAmerica Job ID: 680-83673-1

Client Sample ID: OBLM20049

Lab Sample ID: 680-83673-7

Date Collected: 10/08/12 10:10

Matrix: Water

Date Received: 10/10/12 13:00

Method: 6010C - Metals (ICP)

Analyte	Result	Qualifier	RL	MDL	Unit	D	Prepared	Analyzed	Dil Fac
Copper	<2.0		20	1.9	ug/L		10/16/12 07:52	10/17/12 01:15	1
Lead	<4.0		10	4.0	ug/L		10/16/12 07:52	10/17/12 01:15	1

1

2

3

4

5

6

7

8

9

10

11

12

QC Sample Results

Client: Parsons Corporation
 Project/Site: Open Burning (OB) Grounds LTM

TestAmerica Job ID: 680-83673-1

Method: 6010C - Metals (ICP)

Lab Sample ID: MB 680-252971/1-A
Matrix: Water
Analysis Batch: 253143

Client Sample ID: Method Blank
Prep Type: Total/NA
Prep Batch: 252971

Analyte	MB Result	MB Qualifier	RL	MDL	Unit	D	Prepared	Analyzed	Dil Fac
Copper	<2.0		20	1.9	ug/L		10/16/12 07:52	10/16/12 23:54	1
Lead	<4.0		10	4.0	ug/L		10/16/12 07:52	10/16/12 23:54	1

Lab Sample ID: LCS 680-252971/2-A
Matrix: Water
Analysis Batch: 253143

Client Sample ID: Lab Control Sample
Prep Type: Total/NA
Prep Batch: 252971

Analyte	Spike Added	LCS Result	LCS Qualifier	Unit	D	%Rec	%Rec. Limits
Copper	100	108		ug/L		108	75 - 125
Lead	50.0	50.8		ug/L		102	75 - 125

Lab Sample ID: 680-83673-3 MS
Matrix: Water
Analysis Batch: 253143

Client Sample ID: OBLM20045
Prep Type: Total/NA
Prep Batch: 252971

Analyte	Sample Result	Sample Qualifier	Spike Added	MS Result	MS Qualifier	Unit	D	%Rec	%Rec. Limits
Copper	ND		100	114		ug/L		114	75 - 125
Lead	ND		50.0	50.6		ug/L		101	75 - 125

Lab Sample ID: 680-83673-3 MSD
Matrix: Water
Analysis Batch: 253143

Client Sample ID: OBLM20045
Prep Type: Total/NA
Prep Batch: 252971

Analyte	Sample Result	Sample Qualifier	Spike Added	MSD Result	MSD Qualifier	Unit	D	%Rec	%Rec. Limits	RPD	Limit
Copper	ND		100	110		ug/L		110	75 - 125	3	20
Lead	ND		50.0	49.7		ug/L		99	75 - 125	2	20

QC Association Summary

Client: Parsons Corporation
 Project/Site: Open Burning (OB) Grounds LTM

TestAmerica Job ID: 680-83673-1

Metals

Prep Batch: 252971

Lab Sample ID	Client Sample ID	Prep Type	Matrix	Method	Prep Batch
680-83673-1	OBLM20043	Total/NA	Water	3010A	
680-83673-2	OBLM20044	Total/NA	Water	3010A	
680-83673-3	OBLM20045	Total/NA	Water	3010A	
680-83673-3 MS	OBLM20045	Total/NA	Water	3010A	
680-83673-3 MSD	OBLM20045	Total/NA	Water	3010A	
680-83673-4	OBLM20046	Total/NA	Water	3010A	
680-83673-5	OBLM20047	Total/NA	Water	3010A	
680-83673-6	OBLM20048	Total/NA	Water	3010A	
680-83673-7	OBLM20049	Total/NA	Water	3010A	
LCS 680-252971/2-A	Lab Control Sample	Total/NA	Water	3010A	
MB 680-252971/1-A	Method Blank	Total/NA	Water	3010A	

Analysis Batch: 253143

Lab Sample ID	Client Sample ID	Prep Type	Matrix	Method	Prep Batch
680-83673-1	OBLM20043	Total/NA	Water	6010C	252971
680-83673-2	OBLM20044	Total/NA	Water	6010C	252971
680-83673-3	OBLM20045	Total/NA	Water	6010C	252971
680-83673-3 MS	OBLM20045	Total/NA	Water	6010C	252971
680-83673-3 MSD	OBLM20045	Total/NA	Water	6010C	252971
680-83673-4	OBLM20046	Total/NA	Water	6010C	252971
680-83673-5	OBLM20047	Total/NA	Water	6010C	252971
680-83673-6	OBLM20048	Total/NA	Water	6010C	252971
680-83673-7	OBLM20049	Total/NA	Water	6010C	252971
LCS 680-252971/2-A	Lab Control Sample	Total/NA	Water	6010C	252971
MB 680-252971/1-A	Method Blank	Total/NA	Water	6010C	252971

Lab Chronicle

Client: Parsons Corporation
 Project/Site: Open Burning (OB) Grounds LTM

TestAmerica Job ID: 680-83673-1

Client Sample ID: OBLM20043

Date Collected: 10/09/12 10:30

Date Received: 10/10/12 13:00

Lab Sample ID: 680-83673-1

Matrix: Water

Prep Type	Batch Type	Batch Method	Run	Dil Factor	Initial Amount	Final Amount	Batch Number	Prepared or Analyzed	Analyst	Lab
Total/NA	Prep	3010A			50 mL	50 mL	252971	10/16/12 07:52	VHB	TAL SAV
Total/NA	Analysis	6010C		1			253143	10/17/12 00:05	BCB	TAL SAV

Client Sample ID: OBLM20044

Date Collected: 10/09/12 11:45

Date Received: 10/10/12 13:00

Lab Sample ID: 680-83673-2

Matrix: Water

Prep Type	Batch Type	Batch Method	Run	Dil Factor	Initial Amount	Final Amount	Batch Number	Prepared or Analyzed	Analyst	Lab
Total/NA	Prep	3010A			50 mL	50 mL	252971	10/16/12 07:52	VHB	TAL SAV
Total/NA	Analysis	6010C		1			253143	10/17/12 00:23	BCB	TAL SAV

Client Sample ID: OBLM20045

Date Collected: 10/08/12 15:09

Date Received: 10/10/12 13:00

Lab Sample ID: 680-83673-3

Matrix: Water

Prep Type	Batch Type	Batch Method	Run	Dil Factor	Initial Amount	Final Amount	Batch Number	Prepared or Analyzed	Analyst	Lab
Total/NA	Prep	3010A			50 mL	50 mL	252971	10/16/12 07:52	VHB	TAL SAV
Total/NA	Analysis	6010C		1			253143	10/17/12 00:29	BCB	TAL SAV

Client Sample ID: OBLM20046

Date Collected: 10/08/12 15:19

Date Received: 10/10/12 13:00

Lab Sample ID: 680-83673-4

Matrix: Water

Prep Type	Batch Type	Batch Method	Run	Dil Factor	Initial Amount	Final Amount	Batch Number	Prepared or Analyzed	Analyst	Lab
Total/NA	Prep	3010A			50 mL	50 mL	252971	10/16/12 07:52	VHB	TAL SAV
Total/NA	Analysis	6010C		1			253143	10/17/12 00:46	BCB	TAL SAV

Client Sample ID: OBLM20047

Date Collected: 10/08/12 13:55

Date Received: 10/10/12 13:00

Lab Sample ID: 680-83673-5

Matrix: Water

Prep Type	Batch Type	Batch Method	Run	Dil Factor	Initial Amount	Final Amount	Batch Number	Prepared or Analyzed	Analyst	Lab
Total/NA	Prep	3010A			50 mL	50 mL	252971	10/16/12 07:52	VHB	TAL SAV
Total/NA	Analysis	6010C		1			253143	10/17/12 01:03	BCB	TAL SAV

Client Sample ID: OBLM20048

Date Collected: 10/08/12 11:40

Date Received: 10/10/12 13:00

Lab Sample ID: 680-83673-6

Matrix: Water

Prep Type	Batch Type	Batch Method	Run	Dil Factor	Initial Amount	Final Amount	Batch Number	Prepared or Analyzed	Analyst	Lab
Total/NA	Prep	3010A			50 mL	50 mL	252971	10/16/12 07:52	VHB	TAL SAV
Total/NA	Analysis	6010C		1			253143	10/17/12 01:09	BCB	TAL SAV

Lab Chronicle

Client: Parsons Corporation
Project/Site: Open Burning (OB) Grounds LTM

TestAmerica Job ID: 680-83673-1

Client Sample ID: OBLM20049

Lab Sample ID: 680-83673-7

Date Collected: 10/08/12 10:10

Matrix: Water

Date Received: 10/10/12 13:00

Prep Type	Batch Type	Batch Method	Run	Dil Factor	Initial Amount	Final Amount	Batch Number	Prepared or Analyzed	Analyst	Lab
Total/NA	Prep	3010A			50 mL	50 mL	252971	10/16/12 07:52	VHB	TAL SAV
Total/NA	Analysis	6010C		1			253143	10/17/12 01:15	BCB	TAL SAV

Laboratory References:

TAL SAV = TestAmerica Savannah, 5102 LaRoche Avenue, Savannah, GA 31404, TEL (912)354-7858



ANALYSIS REQUEST AND CHAIN OF CUSTODY RECORD

TestAmerica Inc.
 5102 LaRoche Avenue
 Savannah, GA 31404
 Ph: 912-354-7858
 Fax:
 Website: www.testamericainc.com

Serial or COC #: 09-10-12-1
 Possible Hazards: Unknown
 Sample Disposal: Lab Disposal

PROJECT & CLIENT INFORMATION

PROJECT REFERENCE NAME: Open Burning (OB) Grounds Long Term Monitoring
 PROJECT NO.: 748662-01000
 P.O. NUMBER: 748662-01000
 LAB PROJECT MANAGER: Linda Wolfe
 CLIENT (SITE) PM: Brendan Baranek-Olmstead
 CLIENT PHONE: 617-295-6821 (BBO)
 CLIENT FAX: 617-946-9777
 CLIENT EMAIL: Brendan.Baranek-Olmstead@parsons.com
 Chris.Grill@parsons.com
 CLIENT NAME: Parsons
 CLIENT ADDRESS: 100 High Street, Boston, MA 02110
 Samplers Signature & Initials:

Project State
 NY
 CONTRACT/Quote NO. 748662-01000
 CLIENT FAX 617-946-9777

SAMPLED ON		SAMPLE IDENTIFICATION		LABORATORY SAMPLE ID	FIELD FILTERED	MATRIX	REQUIRED ANALYSES
DATE	TIME	DATE	TIME				
10/9/2012	1030	OBLM20043		G	N	GW	Method 6010C - Copper and Lead
10/9/2012	1145	OBLM20044		G	N	GW	
10/8/2012	1509	OBLM20045		G	N	GW	
10/8/2012	1509	OBLM20045MS		G	N	GW	
10/8/2012	1509	OBLM20045MSD		G	N	GW	
10/8/2012	1519	OBLM20046		G	N	GW	
10/8/2012	1355	OBLM20047		G	N	GW	
10/8/2012	1140	OBLM20048		G	N	GW	
10/8/2012	1010	OBLM20049		G	N	GW	

RELINQUISHED BY: (SIGNATURE)	DATE	TIME	RELINQUISHED BY: (SIGNATURE)	DATE	TIME
<i>[Signature]</i>	10/9/12	1601			
RECEIVED BY: (SIGNATURE)	DATE	TIME	RECEIVED BY: (SIGNATURE)	DATE	TIME

LABORATORY USE ONLY

LABORATORY SEAL NO. 88
 CUSTODY INTACT YES NO
 LABORATORY REMARKS: 680-83673 4.8°C

NUMBER OF CONTAINERS SUBMITTED	REMARKS
1	1. Run straight sample analysis (without dilution) for every sample. 2. RLs for copper and lead should be less than 25 ug/L and 20 ug/L for copper and lead, respectively.
	Preservative
	1 HNO ₃ 8 Ice



Login Sample Receipt Checklist

Client: Parsons Corporation

Job Number: 680-83673-1

Login Number: 83673

List Source: TestAmerica Savannah

List Number: 1

Creator: Conner, Keaton

Question	Answer	Comment
Radioactivity wasn't checked or is <=/ background as measured by a survey meter.	N/A	
The cooler's custody seal, if present, is intact.	True	
Sample custody seals, if present, are intact.	True	
The cooler or samples do not appear to have been compromised or tampered with.	True	
Samples were received on ice.	True	
Cooler Temperature is acceptable.	True	
Cooler Temperature is recorded.	True	
COC is present.	True	
COC is filled out in ink and legible.	True	
COC is filled out with all pertinent information.	True	
Is the Field Sampler's name present on COC?	False	
There are no discrepancies between the containers received and the COC.	True	
Samples are received within Holding Time.	True	
Sample containers have legible labels.	True	
Containers are not broken or leaking.	True	
Sample collection date/times are provided.	True	
Appropriate sample containers are used.	True	
Sample bottles are completely filled.	True	
Sample Preservation Verified.	True	
There is sufficient vol. for all requested analyses, incl. any requested MS/MSDs	True	
Containers requiring zero headspace have no headspace or bubble is <6mm (1/4").	True	
Multiphasic samples are not present.	True	
Samples do not require splitting or compositing.	True	
Residual Chlorine Checked.	N/A	

Certification Summary

Client: Parsons Corporation
 Project/Site: Open Burning (OB) Grounds LTM

TestAmerica Job ID: 680-83673-1

Laboratory: TestAmerica Savannah

All certifications held by this laboratory are listed. Not all certifications are applicable to this report.


Authority	Program	EPA Region	Certification ID	Expiration Date
A2LA	DoD ELAP		0399-01	02-28-13
A2LA	ISO/IEC 17025		399.01	02-28-13
Alabama	State Program	4	41450	06-30-13
Alaska (UST)	State Program	10	UST-104	06-19-13
Arkansas DEQ	State Program	6	88-0692	02-01-13
California	NELAC	9	3217CA	07-31-13
Colorado	State Program	8	N/A	12-31-12
Connecticut	State Program	1	PH-0161	03-31-13
Florida	NELAC	4	E87052	06-30-13
GA Dept. of Agriculture	State Program	4	N/A	12-31-12
Georgia	State Program	4	N/A	06-30-13
Georgia	State Program	4	803	06-30-13
Guam	State Program	9	09-005r	04-17-13
Hawaii	State Program	9	N/A	06-30-13
Illinois	NELAC	5	200022	11-30-12
Indiana	State Program	5	N/A	06-30-13
Iowa	State Program	7	353	07-01-13
Kentucky	State Program	4	90084	12-31-12
Kentucky (UST)	State Program	4	18	02-28-13
Louisiana	NELAC	6	30690	06-30-13
Louisiana	NELAC	6	LA100015	12-31-12
Maine	State Program	1	GA00006	08-16-14
Maryland	State Program	3	250	12-31-12
Massachusetts	State Program	1	M-GA006	06-30-13
Michigan	State Program	5	9925	06-30-13
Mississippi	State Program	4	N/A	06-30-13
Montana	State Program	8	CERT0081	12-31-12
Nebraska	State Program	7	TestAmerica-Savannah	06-30-13
New Jersey	NELAC	2	GA769	06-30-13
New Mexico	State Program	6	N/A	06-30-13
New York	NELAC	2	10842	04-01-13
North Carolina DENR	State Program	4	269	12-31-13
North Carolina DHHS	State Program	4	13701	07-31-13
Oklahoma	State Program	6	9984	08-31-13
Pennsylvania	NELAC	3	68-00474	06-30-13
Puerto Rico	State Program	2	GA00006	01-01-13
Rhode Island	State Program	1	LAO00244	12-30-12
South Carolina	State Program	4	98001	06-30-13
Tennessee	State Program	4	TN02961	06-30-13
Texas	NELAC	6	T104704185-08-TX	11-30-12
USDA	Federal		SAV 3-04	04-07-14
Vermont	State Program	1	87052	11-16-12
Virginia	NELAC	3	460161	06-14-13
Washington	State Program	10	C1794	06-10-13
West Virginia	State Program	3	9950C	12-31-12
West Virginia DEP	State Program	3	94	06-30-13
Wisconsin	State Program	5	999819810	08-31-13
Wyoming	State Program	8	8TMS-Q	06-30-13

ANALYTICAL REPORT

Job Number: 680-83673-1

Job Description: Open Burning (OB) Grounds LTM

For:
Parsons Corporation
100 High Street
4th Floor
Boston, MA 02110-1713
Attention: Cris Grill



Approved for release.
Linda Wolfe
Project Manager I
10/29/2012 5:13 PM

Linda Wolfe
Project Manager I
linda.wolfe@testamericainc.com
10/29/2012

cc: Mr. Brendan Baranek-Olmstead

The test results in this report meet NELAP requirements for parameters for which accreditation is required or available. Any exceptions to the NELAP requirements are noted. Results pertain only to samples listed in this report. This report may not be reproduced, except in full, without the written approval of the laboratory. Questions should be directed to the person who signed this report.

Savannah Certifications and ID #: A2LA: 0399.01; AL: 41450; ARDEQ: 88-0692; ARDOH; AZ: AZ0741; CA: 03217CA; CO; CT: PH0161; DE; FL: E87052; GA: 803; Guam; HI; IL: 200022; IN; IA: 353; KS: E-10322; KY EPPC: 90084; KY UST; LA DEQ: 30690; LA DHH: LA080008; ME: 2008022; MD: 250; MA: M-GA006; MI: 9925; MS; NFESC: 249; NV: GA00006; NJ: GA769; NM; NY: 10842; NC DWQ: 269; NC DHHS: 13701; PA: 68-00474; PR: GA00006; RI: LAO00244; SC: 98001001; TN: TN0296; TX: T104704185; USEPA: GA00006; VT: VT-87052; VA: 00302; WA; WV DEP: 094; WV DHHR: 9950 C; WI DNR: 999819810; WY/EPAR8: 8TMS-Q

TestAmerica Laboratories, Inc.

TestAmerica Savannah 5102 LaRoche Avenue, Savannah, GA 31404
Tel (912) 354-7858 Fax (912) 352-0165 www.testamericainc.com



Table of Contents

Cover Title Page	1
Data Summaries	4
Report Narrative	4
Sample Summary	5
Method / Analyst Summary	6
Data Qualifiers	7
Executive Summary	8
Sample Datasheets	9
QC Data Summary	16
QC Association Summary	19
Lab Chronicle	20
Inorganic Sample Data	23
Metals Data	23
Met Cover Page	24
Met Sample Data	25
Met QC Data	32
Met ICV/CCV	32
Met CRQL	34
Met Blanks	35
Met ICSA/ICSAB	37
Met MS/MSD/PDS	39
Met LCS/LCSD	42
Met Serial Dilution	43
Met MDL	44
Met IECF	46
Met Preparation Log	48

Table of Contents

Met Analysis Run Log	49
Met Raw Data	54
Met Prep Data	256
Shipping and Receiving Documents	257
Client Chain of Custody	257

CASE NARRATIVE

Client: Parsons Corporation

Project: Open Burning (OB) Grounds LTM

Report Number: 680-83673-1

With the exceptions noted as flags or footnotes, standard analytical protocols were followed in the analysis of the samples and no problems were encountered or anomalies observed. In addition all laboratory quality control samples were within established control limits, with any exceptions noted below. Each sample was analyzed to achieve the lowest possible reporting limit within the constraints of the method. In some cases, due to interference or analytes present at high concentrations, samples were diluted. For diluted samples, the reporting limits are adjusted relative to the dilution required.

Calculations are performed before rounding to avoid round-off errors in calculated results.

All holding times were met and proper preservation noted for the methods performed on these samples, unless otherwise detailed in the individual sections below.

RECEIPT

The samples were received on 10/10/2012; the samples arrived in good condition, properly preserved and on ice. The temperature of the coolers at receipt was 4.8 C.

METALS (ICP)

Samples OBLM20043 (680-83673-1), OBLM20044 (680-83673-2), OBLM20045 (680-83673-3), OBLM20046 (680-83673-4), OBLM20047 (680-83673-5), OBLM20048 (680-83673-6) and OBLM20049 (680-83673-7) were analyzed for Metals (ICP) in accordance with EPA SW-846 Method 6010C. The samples were prepared on 10/16/2012 and analyzed on 10/17/2012.

No difficulties were encountered during the metals analyses.

All quality control parameters were within the acceptance limits.

SAMPLE SUMMARY

Client: Parsons Corporation

Job Number: 680-83673-1

Lab Sample ID	Client Sample ID	Client Matrix	Date/Time Sampled	Date/Time Received
680-83673-1	OBLM20043	Water	10/09/2012 1030	10/10/2012 1300
680-83673-2	OBLM20044	Water	10/09/2012 1145	10/10/2012 1300
680-83673-3	OBLM20045	Water	10/08/2012 1509	10/10/2012 1300
680-83673-3MS	OBLM20045	Water	10/08/2012 1509	10/10/2012 1300
680-83673-3MSD	OBLM20045	Water	10/08/2012 1509	10/10/2012 1300
680-83673-4	OBLM20046	Water	10/08/2012 1519	10/10/2012 1300
680-83673-5	OBLM20047	Water	10/08/2012 1355	10/10/2012 1300
680-83673-6	OBLM20048	Water	10/08/2012 1140	10/10/2012 1300
680-83673-7	OBLM20049	Water	10/08/2012 1010	10/10/2012 1300

METHOD / ANALYST SUMMARY

Client: Parsons Corporation

Job Number: 680-83673-1

Method	Analyst	Analyst ID
SW846 6010C	Bland, Brian	BCB

DATA REPORTING QUALIFIERS

Client: Parsons Corporation

Job Number: 680-83673-1

Lab Section	Qualifier	Description
Metals	J	Result is less than the RL but greater than or equal to the MDL and the concentration is an approximate value.

EXECUTIVE SUMMARY - Detections

Client: Parsons Corporation

Job Number: 680-83673-1

Lab Sample ID	Client Sample ID	Result	Qualifier	Reporting Limit	Units	Method
---------------	------------------	--------	-----------	-----------------	-------	--------

No Detections

Analytical Data

Client: Parsons Corporation

Job Number: 680-83673-1

Client Sample ID: OBLM20043

Lab Sample ID: 680-83673-1

Date Sampled: 10/09/2012 1030

Client Matrix: Water

Date Received: 10/10/2012 1300

6010C Metals (ICP)

Analysis Method: 6010C

Analysis Batch: 680-253143

Instrument ID: ICPE

Prep Method: 3010A

Prep Batch: 680-252971

Lab File ID: E10162012.csv

Dilution: 1.0

Initial Weight/Volume: 50 mL

Analysis Date: 10/17/2012 0005

Final Weight/Volume: 50 mL

Prep Date: 10/16/2012 0752

Analyte	Result (ug/L)	Qualifier	MDL	RL
Copper	ND		1.9	20
Lead	ND		4.0	10

Analytical Data

Client: Parsons Corporation

Job Number: 680-83673-1

Client Sample ID: OBLM20044

Lab Sample ID: 680-83673-2

Date Sampled: 10/09/2012 1145

Client Matrix: Water

Date Received: 10/10/2012 1300

6010C Metals (ICP)

Analysis Method: 6010C

Analysis Batch: 680-253143

Instrument ID: ICPE

Prep Method: 3010A

Prep Batch: 680-252971

Lab File ID: E10162012.csv

Dilution: 1.0

Initial Weight/Volume: 50 mL

Analysis Date: 10/17/2012 0023

Final Weight/Volume: 50 mL

Prep Date: 10/16/2012 0752

Analyte	Result (ug/L)	Qualifier	MDL	RL
Copper	ND		1.9	20
Lead	ND		4.0	10

Analytical Data

Client: Parsons Corporation

Job Number: 680-83673-1

Client Sample ID: OBLM20045

Lab Sample ID: 680-83673-3

Date Sampled: 10/08/2012 1509

Client Matrix: Water

Date Received: 10/10/2012 1300

6010C Metals (ICP)

Analysis Method: 6010C

Analysis Batch: 680-253143

Instrument ID: ICPE

Prep Method: 3010A

Prep Batch: 680-252971

Lab File ID: E10162012.csv

Dilution: 1.0

Initial Weight/Volume: 50 mL

Analysis Date: 10/17/2012 0029

Final Weight/Volume: 50 mL

Prep Date: 10/16/2012 0752

Analyte	Result (ug/L)	Qualifier	MDL	RL
Copper	ND		1.9	20
Lead	ND		4.0	10

Analytical Data

Client: Parsons Corporation

Job Number: 680-83673-1

Client Sample ID: OBLM20046

Lab Sample ID: 680-83673-4

Date Sampled: 10/08/2012 1519

Client Matrix: Water

Date Received: 10/10/2012 1300

6010C Metals (ICP)

Analysis Method: 6010C

Analysis Batch: 680-253143

Instrument ID: ICPE

Prep Method: 3010A

Prep Batch: 680-252971

Lab File ID: E10162012.csv

Dilution: 1.0

Initial Weight/Volume: 50 mL

Analysis Date: 10/17/2012 0046

Final Weight/Volume: 50 mL

Prep Date: 10/16/2012 0752

Analyte	Result (ug/L)	Qualifier	MDL	RL
Copper	ND		1.9	20
Lead	ND		4.0	10

Analytical Data

Client: Parsons Corporation

Job Number: 680-83673-1

Client Sample ID: OBLM20047

Lab Sample ID: 680-83673-5

Client Matrix: Water

Date Sampled: 10/08/2012 1355

Date Received: 10/10/2012 1300

6010C Metals (ICP)

Analysis Method: 6010C

Analysis Batch: 680-253143

Instrument ID: ICPE

Prep Method: 3010A

Prep Batch: 680-252971

Lab File ID: E10162012.csv

Dilution: 1.0

Initial Weight/Volume: 50 mL

Analysis Date: 10/17/2012 0103

Final Weight/Volume: 50 mL

Prep Date: 10/16/2012 0752

Analyte	Result (ug/L)	Qualifier	MDL	RL
Copper	ND		1.9	20
Lead	ND		4.0	10

Analytical Data

Client: Parsons Corporation

Job Number: 680-83673-1

Client Sample ID: OBLM20048

Lab Sample ID: 680-83673-6

Date Sampled: 10/08/2012 1140

Client Matrix: Water

Date Received: 10/10/2012 1300

6010C Metals (ICP)

Analysis Method: 6010C

Analysis Batch: 680-253143

Instrument ID: ICPE

Prep Method: 3010A

Prep Batch: 680-252971

Lab File ID: E10162012.csv

Dilution: 1.0

Initial Weight/Volume: 50 mL

Analysis Date: 10/17/2012 0109

Final Weight/Volume: 50 mL

Prep Date: 10/16/2012 0752

Analyte	Result (ug/L)	Qualifier	MDL	RL
Copper	ND		1.9	20
Lead	ND		4.0	10

Analytical Data

Client: Parsons Corporation

Job Number: 680-83673-1

Client Sample ID: OBLM20049

Lab Sample ID: 680-83673-7

Date Sampled: 10/08/2012 1010

Client Matrix: Water

Date Received: 10/10/2012 1300

6010C Metals (ICP)

Analysis Method: 6010C

Analysis Batch: 680-253143

Instrument ID: ICPE

Prep Method: 3010A

Prep Batch: 680-252971

Lab File ID: E10162012.csv

Dilution: 1.0

Initial Weight/Volume: 50 mL

Analysis Date: 10/17/2012 0115

Final Weight/Volume: 50 mL

Prep Date: 10/16/2012 0752

Analyte	Result (ug/L)	Qualifier	MDL	RL
Copper	ND		1.9	20
Lead	ND		4.0	10

Quality Control Results

Client: Parsons Corporation

Job Number: 680-83673-1

Method Blank - Batch: 680-252971

Lab Sample ID: MB 680-252971/1-A
 Client Matrix: Water
 Dilution: 1.0
 Analysis Date: 10/16/2012 2354
 Prep Date: 10/16/2012 0752
 Leach Date: N/A

Analysis Batch: 680-253143
 Prep Batch: 680-252971
 Leach Batch: N/A
 Units: ug/L

**Method: 6010C
 Preparation: 3010A**

Instrument ID: ICPE
 Lab File ID: E10162012.csv
 Initial Weight/Volume: 50 mL
 Final Weight/Volume: 50 mL

Analyte	Result	Qual	MDL	RL
Copper	ND		1.9	20
Lead	ND		4.0	10

Lab Control Sample - Batch: 680-252971

Lab Sample ID: LCS 680-252971/2-A
 Client Matrix: Water
 Dilution: 1.0
 Analysis Date: 10/17/2012 0000
 Prep Date: 10/16/2012 0752
 Leach Date: N/A

Analysis Batch: 680-253143
 Prep Batch: 680-252971
 Leach Batch: N/A
 Units: ug/L

**Method: 6010C
 Preparation: 3010A**

Instrument ID: ICPE
 Lab File ID: E10162012.csv
 Initial Weight/Volume: 50 mL
 Final Weight/Volume: 50 mL

Analyte	Spike Amount	Result	% Rec.	Limit	Qual
Copper	100	108	108	75 - 125	
Lead	50.0	50.8	102	75 - 125	

Post Digestion Spike - Batch: 680-252971

Lab Sample ID: 680-83673-4
 Client Matrix: Water
 Dilution: 1.0
 Analysis Date: 10/17/2012 0058
 Prep Date: 10/16/2012 0752
 Leach Date: N/A

Analysis Batch: 680-253143
 Prep Batch: 680-252971
 Leach Batch: N/A
 Units: ug/L

**Method: 6010C
 Preparation: 3010A**

Instrument ID: ICPE
 Lab File ID: E10162012.csv
 Initial Weight/Volume: 50 mL
 Final Weight/Volume: 50 mL

Analyte	Sample Result/Qual	Spike Amount	Result	% Rec.	Limit	Qual
Copper	ND	250	262	105	75 - 125	
Lead	ND	500	484	97	75 - 125	

Quality Control Results

Client: Parsons Corporation

Job Number: 680-83673-1

**Matrix Spike/
Matrix Spike Duplicate Recovery Report - Batch: 680-252971**

**Method: 6010C
Preparation: 3010A**

MS Lab Sample ID: 680-83673-3	Analysis Batch: 680-253143	Instrument ID: ICPE
Client Matrix: Water	Prep Batch: 680-252971	Lab File ID: E10162012.csv
Dilution: 1.0	Leach Batch: N/A	Initial Weight/Volume: 50 mL
Analysis Date: 10/17/2012 0034		Final Weight/Volume: 50 mL
Prep Date: 10/16/2012 0752		
Leach Date: N/A		

MSD Lab Sample ID: 680-83673-3	Analysis Batch: 680-253143	Instrument ID: ICPE
Client Matrix: Water	Prep Batch: 680-252971	Lab File ID: E10162012.csv
Dilution: 1.0	Leach Batch: N/A	Initial Weight/Volume: 50 mL
Analysis Date: 10/17/2012 0040		Final Weight/Volume: 50 mL
Prep Date: 10/16/2012 0752		
Leach Date: N/A		

Analyte	% Rec.		Limit	RPD	RPD Limit	MS Qual	MSD Qual
	MS	MSD					
Copper	114	110	75 - 125	3	20		
Lead	101	99	75 - 125	2	20		

**Matrix Spike/
Matrix Spike Duplicate Recovery Report - Batch: 680-252971**

**Method: 6010C
Preparation: 3010A**

MS Lab Sample ID: 680-83673-3	Units: ug/L	MSD Lab Sample ID: 680-83673-3
Client Matrix: Water		Client Matrix: Water
Dilution: 1.0		Dilution: 1.0
Analysis Date: 10/17/2012 0034		Analysis Date: 10/17/2012 0040
Prep Date: 10/16/2012 0752		Prep Date: 10/16/2012 0752
Leach Date: N/A		Leach Date: N/A

Analyte	Sample Result/Qual	MS Spike Amount	MSD Spike Amount	MS Result/Qual	MSD Result/Qual
Copper	ND	100	100	114	110
Lead	ND	50.0	50.0	50.6	49.7

Quality Control Results

Client: Parsons Corporation

Job Number: 680-83673-1

Serial Dilution - Batch: 680-252971

Method: 6010C
Preparation: 3010A

Lab Sample ID:	680-83673-4	Analysis Batch:	680-253143	Instrument ID:	ICPE
Client Matrix:	Water	Prep Batch:	680-252971	Lab File ID:	E10162012.csv
Dilution:	5.0	Leach Batch:	N/A	Initial Weight/Volume:	50 mL
Analysis Date:	10/17/2012 0052	Units:	ug/L	Final Weight/Volume:	50 mL
Prep Date:	10/16/2012 0752				
Leach Date:	N/A				

Analyte	Sample Result/Qual	Result	%Diff	Limit	Qual
Copper	ND	ND	NC	10	
Lead	ND	ND	NC	10	

Quality Control Results

Client: Parsons Corporation

Job Number: 680-83673-1

QC Association Summary

Lab Sample ID	Client Sample ID	Report Basis	Client Matrix	Method	Prep Batch
Metals					
Prep Batch: 680-252971					
LCS 680-252971/2-A	Lab Control Sample	T	Water	3010A	
MB 680-252971/1-A	Method Blank	T	Water	3010A	
680-83673-1	OBLM20043	T	Water	3010A	
680-83673-2	OBLM20044	T	Water	3010A	
680-83673-3	OBLM20045	T	Water	3010A	
680-83673-3MS	Matrix Spike	T	Water	3010A	
680-83673-3MSD	Matrix Spike Duplicate	T	Water	3010A	
680-83673-4	OBLM20046	T	Water	3010A	
680-83673-5	OBLM20047	T	Water	3010A	
680-83673-6	OBLM20048	T	Water	3010A	
680-83673-7	OBLM20049	T	Water	3010A	
Analysis Batch:680-253143					
LCS 680-252971/2-A	Lab Control Sample	T	Water	6010C	680-252971
MB 680-252971/1-A	Method Blank	T	Water	6010C	680-252971
680-83673-1	OBLM20043	T	Water	6010C	680-252971
680-83673-2	OBLM20044	T	Water	6010C	680-252971
680-83673-3	OBLM20045	T	Water	6010C	680-252971
680-83673-3MS	Matrix Spike	T	Water	6010C	680-252971
680-83673-3MSD	Matrix Spike Duplicate	T	Water	6010C	680-252971
680-83673-4	OBLM20046	T	Water	6010C	680-252971
680-83673-5	OBLM20047	T	Water	6010C	680-252971
680-83673-6	OBLM20048	T	Water	6010C	680-252971
680-83673-7	OBLM20049	T	Water	6010C	680-252971

Report Basis

T = Total

Quality Control Results

Client: Parsons Corporation

Job Number: 680-83673-1

Laboratory Chronicle

Lab ID: 680-83673-1

Client ID: OBLM20043

Sample Date/Time: 10/09/2012 10:30

Received Date/Time: 10/10/2012 13:00

Method	Bottle ID	Run	Analysis Batch	Prep Batch	Date Prepared / Analyzed	Dil	Lab	Analyst
P:3010A	680-83673-A-1-A		680-253143	680-252971	10/16/2012 07:52	1	TAL SAV	VHB
A:6010C	680-83673-A-1-A		680-253143	680-252971	10/17/2012 00:05	1	TAL SAV	BCB

Lab ID: 680-83673-2

Client ID: OBLM20044

Sample Date/Time: 10/09/2012 11:45

Received Date/Time: 10/10/2012 13:00

Method	Bottle ID	Run	Analysis Batch	Prep Batch	Date Prepared / Analyzed	Dil	Lab	Analyst
P:3010A	680-83673-A-2-A		680-253143	680-252971	10/16/2012 07:52	1	TAL SAV	VHB
A:6010C	680-83673-A-2-A		680-253143	680-252971	10/17/2012 00:23	1	TAL SAV	BCB

Lab ID: 680-83673-3

Client ID: OBLM20045

Sample Date/Time: 10/08/2012 15:09

Received Date/Time: 10/10/2012 13:00

Method	Bottle ID	Run	Analysis Batch	Prep Batch	Date Prepared / Analyzed	Dil	Lab	Analyst
P:3010A	680-83673-A-3-A		680-253143	680-252971	10/16/2012 07:52	1	TAL SAV	VHB
A:6010C	680-83673-A-3-A		680-253143	680-252971	10/17/2012 00:29	1	TAL SAV	BCB

Lab ID: 680-83673-3

Client ID: OBLM20045

Sample Date/Time: 10/08/2012 15:09

Received Date/Time: 10/10/2012 13:00

Method	Bottle ID	Run	Analysis Batch	Prep Batch	Date Prepared / Analyzed	Dil	Lab	Analyst
P:3010A	680-83673-A-3-B MS		680-253143	680-252971	10/16/2012 07:52	1	TAL SAV	VHB
A:6010C	680-83673-A-3-B MS		680-253143	680-252971	10/17/2012 00:34	1	TAL SAV	BCB

Lab ID: 680-83673-3

Client ID: OBLM20045

Sample Date/Time: 10/08/2012 15:09

Received Date/Time: 10/10/2012 13:00

Method	Bottle ID	Run	Analysis Batch	Prep Batch	Date Prepared / Analyzed	Dil	Lab	Analyst
P:3010A	680-83673-A-3-C MSD		680-253143	680-252971	10/16/2012 07:52	1	TAL SAV	VHB
A:6010C	680-83673-A-3-C MSD		680-253143	680-252971	10/17/2012 00:40	1	TAL SAV	BCB

Lab ID: 680-83673-4

Client ID: OBLM20046

Sample Date/Time: 10/08/2012 15:19

Received Date/Time: 10/10/2012 13:00

Method	Bottle ID	Run	Analysis Batch	Prep Batch	Date Prepared / Analyzed	Dil	Lab	Analyst
P:3010A	680-83673-A-4-A		680-253143	680-252971	10/16/2012 07:52	1	TAL SAV	VHB
A:6010C	680-83673-A-4-A		680-253143	680-252971	10/17/2012 00:46	1	TAL SAV	BCB

Quality Control Results

Client: Parsons Corporation

Job Number: 680-83673-1

Laboratory Chronicle

Lab ID: 680-83673-4 SD

Client ID: OBLM20046

Sample Date/Time: 10/08/2012 15:19

Received Date/Time: 10/10/2012 13:00

Method	Bottle ID	Run	Analysis Batch	Prep Batch	Date Prepared / Analyzed	Dil	Lab	Analyst
P:3010A	680-83673-A-4-A SD ^5		680-253143	680-252971	10/16/2012 07:52	5	TAL SAV	VHB
A:6010C	680-83673-A-4-A SD ^5		680-253143	680-252971	10/17/2012 00:52	5	TAL SAV	BCB
P:3010A	680-83673-A-4-A PDS		680-253143	680-252971	10/16/2012 07:52	1	TAL SAV	VHB
A:6010C	680-83673-A-4-A PDS		680-253143	680-252971	10/17/2012 00:58	1	TAL SAV	BCB

Lab ID: 680-83673-5

Client ID: OBLM20047

Sample Date/Time: 10/08/2012 13:55

Received Date/Time: 10/10/2012 13:00

Method	Bottle ID	Run	Analysis Batch	Prep Batch	Date Prepared / Analyzed	Dil	Lab	Analyst
P:3010A	680-83673-A-5-A		680-253143	680-252971	10/16/2012 07:52	1	TAL SAV	VHB
A:6010C	680-83673-A-5-A		680-253143	680-252971	10/17/2012 01:03	1	TAL SAV	BCB

Lab ID: 680-83673-6

Client ID: OBLM20048

Sample Date/Time: 10/08/2012 11:40

Received Date/Time: 10/10/2012 13:00

Method	Bottle ID	Run	Analysis Batch	Prep Batch	Date Prepared / Analyzed	Dil	Lab	Analyst
P:3010A	680-83673-A-6-A		680-253143	680-252971	10/16/2012 07:52	1	TAL SAV	VHB
A:6010C	680-83673-A-6-A		680-253143	680-252971	10/17/2012 01:09	1	TAL SAV	BCB

Lab ID: 680-83673-7

Client ID: OBLM20049

Sample Date/Time: 10/08/2012 10:10

Received Date/Time: 10/10/2012 13:00

Method	Bottle ID	Run	Analysis Batch	Prep Batch	Date Prepared / Analyzed	Dil	Lab	Analyst
P:3010A	680-83673-A-7-A		680-253143	680-252971	10/16/2012 07:52	1	TAL SAV	VHB
A:6010C	680-83673-A-7-A		680-253143	680-252971	10/17/2012 01:15	1	TAL SAV	BCB

Lab ID: MB

Client ID: N/A

Sample Date/Time: N/A

Received Date/Time: N/A

Method	Bottle ID	Run	Analysis Batch	Prep Batch	Date Prepared / Analyzed	Dil	Lab	Analyst
P:3010A	MB 680-252971/1-A		680-253143	680-252971	10/16/2012 07:52	1	TAL SAV	VHB
A:6010C	MB 680-252971/1-A		680-253143	680-252971	10/16/2012 23:54	1	TAL SAV	BCB

Quality Control Results

Client: Parsons Corporation

Job Number: 680-83673-1

Laboratory Chronicle

Lab ID: LCS

Client ID: N/A

Sample Date/Time: N/A

Received Date/Time: N/A

Method	Bottle ID	Run	Analysis Batch	Prep Batch	Date Prepared / Analyzed	Dil	Lab	Analyst
P:3010A	LCS 680-252971/2-A		680-253143	680-252971	10/16/2012 07:52	1	TAL SAV	VHB
A:6010C	LCS 680-252971/2-A		680-253143	680-252971	10/17/2012 00:00	1	TAL SAV	BCB

Lab References:

TAL SAV = TestAmerica Savannah

METALS

COVER PAGE
METALS

Lab Name: TestAmerica Savannah Job Number: 680-83673-1

SDG No.: _____

Project: Open Burning (OB) Grounds LTM

Client Sample ID	Lab Sample ID
<u>OBLM20043</u>	<u>680-83673-1</u>
<u>OBLM20044</u>	<u>680-83673-2</u>
<u>OBLM20045</u>	<u>680-83673-3</u>
<u>OBLM20046</u>	<u>680-83673-4</u>
<u>OBLM20047</u>	<u>680-83673-5</u>
<u>OBLM20048</u>	<u>680-83673-6</u>
<u>OBLM20049</u>	<u>680-83673-7</u>

Comments:

1A-IN
 INORGANIC ANALYSIS DATA SHEET
 METALS

Client Sample ID: OBLM20043

Lab Sample ID: 680-83673-1

Lab Name: TestAmerica Savannah

Job No.: 680-83673-1

SDG ID.: _____

Matrix: Water

Date Sampled: 10/09/2012 10:30

Reporting Basis: WET

Date Received: 10/10/2012 13:00

CAS No.	Analyte	Result	RL	MDL	Units	C	Q	DIL	Method
7440-50-8	Copper	ND	20	1.9	ug/L			1	6010C
7439-92-1	Lead	ND	10	4.0	ug/L			1	6010C

1A-IN
 INORGANIC ANALYSIS DATA SHEET
 METALS

Client Sample ID: OBLM20044

Lab Sample ID: 680-83673-2

Lab Name: TestAmerica Savannah

Job No.: 680-83673-1

SDG ID.: _____

Matrix: Water

Date Sampled: 10/09/2012 11:45

Reporting Basis: WET

Date Received: 10/10/2012 13:00

CAS No.	Analyte	Result	RL	MDL	Units	C	Q	DIL	Method
7440-50-8	Copper	ND	20	1.9	ug/L			1	6010C
7439-92-1	Lead	ND	10	4.0	ug/L			1	6010C

1A-IN
 INORGANIC ANALYSIS DATA SHEET
 METALS

Client Sample ID: OBLM20045

Lab Sample ID: 680-83673-3

Lab Name: TestAmerica Savannah

Job No.: 680-83673-1

SDG ID.: _____

Matrix: Water

Date Sampled: 10/08/2012 15:09

Reporting Basis: WET

Date Received: 10/10/2012 13:00

CAS No.	Analyte	Result	RL	MDL	Units	C	Q	DIL	Method
7440-50-8	Copper	ND	20	1.9	ug/L			1	6010C
7439-92-1	Lead	ND	10	4.0	ug/L			1	6010C

1A-IN
 INORGANIC ANALYSIS DATA SHEET
 METALS

Client Sample ID: OBLM20046

Lab Sample ID: 680-83673-4

Lab Name: TestAmerica Savannah

Job No.: 680-83673-1

SDG ID.: _____

Matrix: Water

Date Sampled: 10/08/2012 15:19

Reporting Basis: WET

Date Received: 10/10/2012 13:00

CAS No.	Analyte	Result	RL	MDL	Units	C	Q	DIL	Method
7440-50-8	Copper	ND	20	1.9	ug/L			1	6010C
7439-92-1	Lead	ND	10	4.0	ug/L			1	6010C

1A-IN
 INORGANIC ANALYSIS DATA SHEET
 METALS

Client Sample ID: OBLM20047

Lab Sample ID: 680-83673-5

Lab Name: TestAmerica Savannah

Job No.: 680-83673-1

SDG ID.: _____

Matrix: Water

Date Sampled: 10/08/2012 13:55

Reporting Basis: WET

Date Received: 10/10/2012 13:00

CAS No.	Analyte	Result	RL	MDL	Units	C	Q	DIL	Method
7440-50-8	Copper	ND	20	1.9	ug/L			1	6010C
7439-92-1	Lead	ND	10	4.0	ug/L			1	6010C

1A-IN
 INORGANIC ANALYSIS DATA SHEET
 METALS

Client Sample ID: OBLM20048

Lab Sample ID: 680-83673-6

Lab Name: TestAmerica Savannah

Job No.: 680-83673-1

SDG ID.: _____

Matrix: Water

Date Sampled: 10/08/2012 11:40

Reporting Basis: WET

Date Received: 10/10/2012 13:00

CAS No.	Analyte	Result	RL	MDL	Units	C	Q	DIL	Method
7440-50-8	Copper	ND	20	1.9	ug/L			1	6010C
7439-92-1	Lead	ND	10	4.0	ug/L			1	6010C

1A-IN
 INORGANIC ANALYSIS DATA SHEET
 METALS

Client Sample ID: OBLM20049

Lab Sample ID: 680-83673-7

Lab Name: TestAmerica Savannah

Job No.: 680-83673-1

SDG ID.: _____

Matrix: Water

Date Sampled: 10/08/2012 10:10

Reporting Basis: WET

Date Received: 10/10/2012 13:00

CAS No.	Analyte	Result	RL	MDL	Units	C	Q	DIL	Method
7440-50-8	Copper	ND	20	1.9	ug/L			1	6010C
7439-92-1	Lead	ND	10	4.0	ug/L			1	6010C

2A-IN
 CALIBRATION VERIFICATIONS
 METALS

Lab Name: TestAmerica Savannah Job No.: 680-83673-1

SDG No.: _____

ICV Source: P_ICV_wk_00203 Concentration Units: ug/L

CCV Source: P_CCV_wk_00101

Analyte	ICV 680-253143/4 10/16/2012 10:40				CCV 680-253143/129 10/16/2012 23:02				CCV 680-253143/141 10/17/2012 00:11			
	Found	C	True	%R	Found	C	True	%R	Found	C	True	%R
Copper	1020		1000	102	5270		5000	105	5190		5000	104
Lead	1010		1000	101	503		500	101	493		500	99

Note! Calculations are performed before rounding to avoid round-off errors in calculated results.
 Italicized analytes were not requested for this sequence.

2A-IN
 CALIBRATION VERIFICATIONS
 METALS

Lab Name: TestAmerica Savannah Job No.: 680-83673-1

SDG No.: _____

ICV Source: P_ICV_wk_00203 Concentration Units: ug/L

CCV Source: P_CCV_wk_00101

Analyte	CCV 680-253143/153 10/17/2012 01:21											
	Found	C	True	%R	Found	C	True	%R	Found	C	True	%R
Copper	5200		5000	104								
Lead	496		500	99								

Note! Calculations are performed before rounding to avoid round-off errors in calculated results.
 Italicized analytes were not requested for this sequence.

2B-IN
CRQL CHECK STANDARD
METALS

Lab Name: TestAmerica Savannah Job No.: 680-83673-1
 SDG No.: _____
 Method: 6010C Instrument ID: ICPE
 Lab Sample ID: CRI 680-253143/6 Concentration Units: ug/L
 CRQL Check Standard Source: P_CRI_00022

Analyte	CRQL Check Standard				
	True	Found	Qualifiers	%R(1)	Limits
Copper	20.0	21.3		106	50-150
Lead	10.0	8.97	J	90	50-150

Note! Calculations are performed before rounding to avoid round-off errors in calculated results.

3-IN
INSTRUMENT BLANKS
METALS

Lab Name: TestAmerica Savannah Job No.: 680-83673-1

SDG No.: _____

Concentration Units: ug/L

Analyte	RL	ICBIS 680-253143/5 10/16/2012 10:46		CCB 680-253143/130 10/16/2012 23:07		CCB 680-253143/142 10/17/2012 00:17		CCB 680-253143/154 10/17/2012 01:27	
		Found	C	Found	C	Found	C	Found	C
Copper	20	ND		ND		ND		ND	
Lead	10	ND		ND		ND		ND	

Italicized analytes were not requested for this sequence.

3-IN
METHOD BLANK
METALS

Lab Name: TestAmerica Savannah Job No.: 680-83673-1

SDG No.: _____

Concentration Units: ug/L Lab Sample ID: MB 680-252971/1-A

Instrument Code: ICPE Batch No.: 253143

CAS No.	Analyte	Concentration	C	Q	Method
7440-50-8	Copper	ND			6010C
7439-92-1	Lead	ND			6010C

4A-IN
INTERFERENCE CHECK STANDARD
METALS

Lab Name: TestAmerica Savannah Job No.: 680-83673-1
 SDG No.: _____
 Lab Sample ID: ICSA 680-253143/7 Instrument ID: ICPE
 Lab File ID: E10162012.csv ICS Source: P_ICSA_wk_00030
 Concentration Units: ug/L

Analyte	True Solution A	Found Solution A	Percent Recovery
Copper		-1.04	
Lead		4.03	
<i>Aluminum</i>	<i>500000</i>	<i>539000</i>	<i>108</i>
<i>Antimony</i>		<i>0.495</i>	
<i>Arsenic</i>		<i>2.22</i>	
<i>Barium</i>		<i>-0.733</i>	
<i>Beryllium</i>		<i>-0.0680</i>	
<i>Boron</i>		<i>-67.5</i>	
<i>Cadmium</i>		<i>-0.0996</i>	
<i>Calcium</i>	<i>500000</i>	<i>488001</i>	<i>98</i>
<i>Chromium</i>		<i>0.705</i>	
<i>Cobalt</i>		<i>-3.54</i>	
<i>Iron</i>	<i>200000</i>	<i>191579</i>	<i>96</i>
<i>Magnesium</i>	<i>500000</i>	<i>535663</i>	<i>107</i>
<i>Manganese</i>		<i>-6.61</i>	
<i>Molybdenum</i>		<i>-5.49</i>	
<i>Nickel</i>		<i>-3.90</i>	
<i>Potassium</i>		<i>-0.628</i>	
<i>Selenium</i>		<i>-4.77</i>	
<i>Silver</i>		<i>-0.444</i>	
<i>Sodium</i>		<i>113</i>	
<i>Strontium</i>		<i>-4.00</i>	
<i>Thallium</i>		<i>3.98</i>	
<i>Tin</i>		<i>-0.175</i>	
<i>Titanium</i>		<i>3.05</i>	
<i>Vanadium</i>		<i>2.82</i>	
<i>Zinc</i>		<i>-8.47</i>	

Calculations are performed before rounding to avoid round-off errors in calculated results.

4A-IN
INTERFERENCE CHECK STANDARD
METALS

Lab Name: TestAmerica Savannah

Job No.: 680-83673-1

SDG No.: _____

Lab Sample ID: ICSAB 680-253143/8

Instrument ID: ICPE

Lab File ID: E10162012.csv

ICS Source: P_ICSAB_wk_00043

Concentration Units: ug/L

Analyte	True	Found	Percent Recovery
	Solution AB	Solution AB	
Copper	500	559	112
Lead	50.0	48.4	97
<i>Aluminum</i>	<i>500000</i>	<i>535744</i>	<i>107</i>
<i>Antimony</i>	<i>600</i>	<i>633</i>	<i>105</i>
<i>Arsenic</i>	<i>100</i>	<i>104</i>	<i>104</i>
<i>Barium</i>	<i>500</i>	<i>504</i>	<i>101</i>
<i>Beryllium</i>	<i>500</i>	<i>493</i>	<i>99</i>
<i>Boron</i>		<i>-68.4</i>	
<i>Cadmium</i>	<i>1000</i>	<i>951</i>	<i>95</i>
<i>Calcium</i>	<i>500000</i>	<i>484584</i>	<i>97</i>
<i>Chromium</i>	<i>500</i>	<i>482</i>	<i>96</i>
<i>Cobalt</i>	<i>500</i>	<i>472</i>	<i>94</i>
<i>Iron</i>	<i>200000</i>	<i>190380</i>	<i>95</i>
<i>Magnesium</i>	<i>500000</i>	<i>530055</i>	<i>106</i>
<i>Manganese</i>	<i>500</i>	<i>491</i>	<i>98</i>
<i>Molybdenum</i>	<i>1000</i>	<i>1028</i>	<i>103</i>
<i>Nickel</i>	<i>1000</i>	<i>922</i>	<i>92</i>
<i>Potassium</i>		<i>-1.12</i>	
<i>Selenium</i>	<i>50.0</i>	<i>49.9</i>	<i>100</i>
<i>Silver</i>	<i>200</i>	<i>214</i>	<i>107</i>
<i>Sodium</i>		<i>-100</i>	
<i>Strontium</i>		<i>-2.06</i>	
<i>Thallium</i>	<i>100</i>	<i>97.8</i>	<i>98</i>
<i>Tin</i>	<i>1000</i>	<i>963</i>	<i>96</i>
<i>Titanium</i>		<i>3.07</i>	
<i>Vanadium</i>	<i>500</i>	<i>499</i>	<i>100</i>
<i>Zinc</i>	<i>1000</i>	<i>918</i>	<i>92</i>

Calculations are performed before rounding to avoid round-off errors in calculated results.

5A-IN
 MATRIX SPIKE DUPLICATE SAMPLE RECOVERY
 METALS

Client ID: OBLM20045 MSD Lab ID: 680-83673-3 MSD
 Lab Name: TestAmerica Savannah Job No.: 680-83673-1
 SDG No.: _____
 Matrix: Water Concentration Units: ug/L
 % Solids: _____

Analyte	(SDR) C	Spike Added (SA)	%R	Control Limit %R	RPD	RPD Limit	Q	Method
Copper	110	100	110	75-125	3	20		6010C
Lead	49.7	50.0	99	75-125	2	20		6010C

SDR = Sample Duplicate Result

Calculations are performed before rounding to avoid round-off errors in calculated results.

5B-IN
 POST DIGESTION SPIKE SAMPLE RECOVERY
 METALS

Client ID: OBLM20046 PDS

Lab ID: 680-83673-4 PDS

Lab Name: TestAmerica Savannah

Job No.: 680-83673-1

SDG No.: _____

Matrix: Water

Concentration Units: ug/L

Analyte	SSR C	Sample Result (SR) C	Spike Added (SA)	%R	Control Limit %R	Q	Method
Copper	262	ND	250	105	75-125		6010C
Lead	484	ND	500	97	75-125		6010C

SSR = Spiked Sample Result

Calculations are performed before rounding to avoid round-off errors in calculated results.

7A-IN
LAB CONTROL SAMPLE
METALS

Lab ID: LCS 680-252971/2-A

Lab Name: TestAmerica Savannah

Job No.: 680-83673-1

Sample Matrix: Water

LCS Source: MS lcs1cpi_00030

Analyte	Water (ug/L)							
	True	Found	C	%R	Limits		Q	Method
Copper	100	108		108	75	125		6010C
Lead	50.0	50.8		102	75	125		6010C

Calculations are performed before rounding to avoid round-off errors in calculated results.

FORM VIIA - IN

8-IN
 ICP-AES AND ICP-MS SERIAL DILUTIONS
 METALS

Lab ID: 680-83673-4

SDG No: _____

Lab Name: TestAmerica Savannah

Job No: 680-83673-1

Matrix: Water

Concentration Units: ug/L

Analyte	Initial Sample Result (I) C	Serial Dilution Result (S) C	% Difference	Q	Method
Copper	ND	ND	NC		6010C
Lead	ND	ND	NC		6010C

Calculations are performed before rounding to avoid round-off errors in calculated results.

FORM VIII-IN

9-IN
DETECTION LIMITS
METALS

Lab Name: TestAmerica Savannah Job Number: 680-83673-1
SDG Number: _____
Matrix: Water Instrument ID: ICPE
Method: 6010C MDL Date: 06/02/2009 00:00
Prep Method: 3010A

Analyte	Wavelength/ Mass	RL (ug/L)	MDL (ug/L)
Copper		20	1.9
Lead		10	4

9-IN
CALIBRATION BLANK DETECTION LIMITS
METALS

Lab Name: TestAmerica Savannah Job Number: 680-83673-1
SDG Number: _____
Matrix: Water Instrument ID: ICPE
Method: 6010C XMDL Date: 06/02/2009 00:00

Analyte	Wavelength/ Mass	XRL (ug/L)	XMDL (ug/L)
Copper		20	1.9
Lead		10	4

10-IN
ICP-AES INTERELEMENT CORRECTION FACTORS
METALS

Lab Name: TestAmerica Savannah Job Number: 680-83673-1

SDG No.: _____

ICP-AES Instrument ID: ICPE Date: 03/26/2012

Analyte	Wave Length	Ag	Al	As	B	Ba	Be	Ca	Cd	Co	Cr	Cu	Fe	K	Mg
Aluminum	308.215														
Antimony	206.834		0.000012								0.003985		0.000013		
Arsenic	188.980										-0.000784				
Barium	389.178							-0.000007					0.000040		0.000152
Beryllium	313.042				0.000002										
Boron	249.678												-0.000069		
Cadmium	226.502		0.000004					0.000002					0.000084		
Calcium	370.602									0.004000			-0.085534		
Chromium	267.716								-0.000136				0.000007		
Cobalt	228.615												0.000005		
Copper	324.754														
Iron	271.441							0.000014		0.066798	0.001044				
Lead	220.353		-0.000025							-0.000220			0.000018		
Magnesium	279.078		-0.000063										0.000046		
Manganese	257.610												0.000014		0.000021
Molybdenum	202.032		0.000004										-0.000007		
Nickel	231.604												0.000013		0.000012
Potassium	766.491														
Selenium	196.026												0.000003		
Silver	328.068												-0.000004		
Sodium	330.237												-0.004899		-0.001455
Strontium	216.596							0.000006				-0.000064	0.000185		
Thallium	190.794									0.004268	0.000362		-0.000139		
Tin	189.925												0.000005		
Titanium	334.941									-0.000063	0.000177				
Vanadium	292.401							-0.000005			-0.001980		0.000015		
Zinc	206.200										-0.002886		0.000003		0.000029

10-IN
ICP-AES INTERELEMENT CORRECTION FACTORS
METALS

Lab Name: TestAmerica Savannah Job Number: 680-83673-1

SDG No.: _____

ICP-AES Instrument ID: ICPE Date: 03/26/2012

Analyte	Wave Length	Mn	Mo	Na	Ni	Pb	Sb	Se	Sn	Sr	Ti	Tl	V	Zn
Aluminum	308.215		0.004460										0.020900	
Antimony	206.834		-0.006099						0.000109					
Arsenic	188.980		-0.000415											
Barium	389.178												0.000246	
Beryllium	313.042		-0.000032								0.000017		0.000047	
Boron	249.678													
Cadmium	226.502													
Calcium	370.602	0.010121									0.009919		0.006057	
Chromium	267.716												-0.000148	
Cobalt	228.615		-0.001880						-0.000023		0.001742			
Copper	324.754		0.000357								0.000223		-0.000137	
Iron	271.441		0.001825										0.007233	
Lead	220.353	0.000117	-0.001014								-0.000288		-0.000102	
Magnesium	279.078	-0.005350	0.005872										0.000286	
Manganese	257.610					0.000003								
Molybdenum	202.032												-0.000113	
Nickel	231.604						-0.000067					0.000241		
Potassium	766.491													
Selenium	196.026													
Silver	328.068									-0.000157			0.000028	
Sodium	330.237										-0.045200			-0.318877
Strontium	216.596		-0.001012		-0.004434									
Thallium	190.794	0.001070	-0.002214								0.000698		0.002684	
Tin	189.925													
Titanium	334.941		-0.000052											
Vanadium	292.401	-0.000070	-0.005998								0.000502			
Zinc	206.200													

12-IN
PREPARATION LOG
METALS

Lab Name: TestAmerica Savannah

Job No.: 680-83673-1

SDG No.: _____

Prep Method: 3010A

Lab Sample ID	Preparation Date	Prep Batch	Initial Weight	Initial Volume (mL)	Final Volume (mL)
MB 680-252971/1-A	10/16/2012 07:52	252971		50	50
LCS 680-252971/2-A	10/16/2012 07:52	252971		50	50
680-83673-1	10/16/2012 07:52	252971		50	50
680-83673-2	10/16/2012 07:52	252971		50	50
680-83673-3	10/16/2012 07:52	252971		50	50
680-83673-3 MS	10/16/2012 07:52	252971		50	50
680-83673-3 MSD	10/16/2012 07:52	252971		50	50
680-83673-4	10/16/2012 07:52	252971		50	50
680-83673-5	10/16/2012 07:52	252971		50	50
680-83673-6	10/16/2012 07:52	252971		50	50
680-83673-7	10/16/2012 07:52	252971		50	50

13-IN
ANALYSIS RUN LOG
METALS

Lab Name: TestAmerica Savannah Job No.: 680-83673-1

SDG No.: _____

Instrument ID: ICPE Method: 6010C

Start Date: 10/16/2012 10:12 End Date: 10/17/2012 04:44

Lab Sample ID	D / F	T y p e	Time	Analytes															
				C u	P b														
ZZZZZZ			10:12																
ZZZZZZ			10:18																
ZZZZZZ			10:24																
ICV 680-253143/4	1		10:40	X	X														
ICBIS 680-253143/5	1		10:46	X	X														
CRI 680-253143/6	1		10:51	X	X														
ICSA 680-253143/7	1		10:58	X	X														
ICSAB 680-253143/8	1		11:04	X	X														
CCV 680-253143/9			11:13																
CCB 680-253143/10			11:19																
ZZZZZZ			11:25																
ZZZZZZ			11:30																
ZZZZZZ			11:36																
ZZZZZZ			11:42																
ZZZZZZ			11:48																
ZZZZZZ			11:54																
ZZZZZZ			11:59																
ZZZZZZ			12:05																
ZZZZZZ			12:11																
ZZZZZZ			12:17																
CCV 680-253143/21			12:23																
CCB 680-253143/22			12:28																
ZZZZZZ			12:34																
ZZZZZZ			12:40																
ZZZZZZ			12:46																
ZZZZZZ			12:51																
ZZZZZZ			12:57																
ZZZZZZ			13:03																
ZZZZZZ			13:09																
ZZZZZZ			13:15																
ZZZZZZ			13:20																
ZZZZZZ			13:26																
CCV 680-253143/33			13:32																
CCB 680-253143/34			13:38																
ZZZZZZ			13:43																
ZZZZZZ			13:49																
ZZZZZZ			13:55																
ZZZZZZ			14:01																
ZZZZZZ			14:06																
ZZZZZZ			14:12																
ZZZZZZ			14:18																
ZZZZZZ			14:24																

13-IN
ANALYSIS RUN LOG
METALS

Lab Name: TestAmerica Savannah Job No.: 680-83673-1

SDG No.: _____

Instrument ID: ICPE Method: 6010C

Start Date: 10/16/2012 10:12 End Date: 10/17/2012 04:44

Lab Sample ID	D / F	T y p e	Time	Analytes															
				C u	P b														
ZZZZZZ			14:30																
ZZZZZZ			14:35																
CCV 680-253143/45			14:41																
CCB 680-253143/46			14:47																
ZZZZZZ			14:53																
ZZZZZZ			14:58																
ZZZZZZ			15:04																
ZZZZZZ			15:10																
ZZZZZZ			15:16																
ZZZZZZ			15:21																
ZZZZZZ			15:27																
ZZZZZZ			15:33																
ZZZZZZ			15:39																
ZZZZZZ			15:45																
CCV 680-253143/57			15:50																
CCB 680-253143/58			15:56																
ZZZZZZ			16:02																
ZZZZZZ			16:08																
ZZZZZZ			16:13																
ZZZZZZ			16:19																
ZZZZZZ			16:25																
ZZZZZZ			16:31																
ZZZZZZ			16:37																
ZZZZZZ			16:42																
ZZZZZZ			16:48																
ZZZZZZ			16:54																
CCV 680-253143/69			17:00																
CCB 680-253143/70			17:06																
ZZZZZZ			17:11																
ZZZZZZ			17:26																
ZZZZZZ			17:32																
ZZZZZZ			17:38																
ZZZZZZ			17:43																
ZZZZZZ			17:55																
ZZZZZZ			18:01																
ZZZZZZ			18:07																
ZZZZZZ			18:12																
ZZZZZZ			18:18																
CCV 680-253143/81			18:24																
CCB 680-253143/82			18:30																
ZZZZZZ			18:36																
ZZZZZZ			18:41																

13-IN
ANALYSIS RUN LOG
METALS

Lab Name: TestAmerica Savannah Job No.: 680-83673-1

SDG No.: _____

Instrument ID: ICPE Method: 6010C

Start Date: 10/16/2012 10:12 End Date: 10/17/2012 04:44

Lab Sample ID	D / F	Type	Time	Analytes															
				Cu	Pb														
ZZZZZZ			18:47																
ZZZZZZ			18:53																
ZZZZZZ			18:59																
ZZZZZZ			19:04																
ZZZZZZ			19:10																
ZZZZZZ			19:16																
ZZZZZZ			19:22																
ZZZZZZ			19:28																
CCV 680-253143/93			19:33																
CCB 680-253143/94			19:39																
ZZZZZZ			19:45																
ZZZZZZ			19:51																
ZZZZZZ			19:57																
ZZZZZZ			20:02																
ZZZZZZ			20:08																
ZZZZZZ			20:14																
ZZZZZZ			20:20																
ZZZZZZ			20:25																
ZZZZZZ			20:31																
ZZZZZZ			20:37																
CCV 680-253143/105			20:43																
CCB 680-253143/106			20:49																
ZZZZZZ			20:54																
ZZZZZZ			21:00																
ZZZZZZ			21:06																
ZZZZZZ			21:12																
ZZZZZZ			21:17																
ZZZZZZ			21:23																
ZZZZZZ			21:29																
ZZZZZZ			21:35																
ZZZZZZ			21:41																
ZZZZZZ			21:46																
CCV 680-253143/117			21:52																
CCB 680-253143/118			21:58																
ZZZZZZ			22:04																
ZZZZZZ			22:10																
ZZZZZZ			22:15																
ZZZZZZ			22:21																
ZZZZZZ			22:27																
ZZZZZZ			22:33																
ZZZZZZ			22:38																
ZZZZZZ			22:44																

13-IN
ANALYSIS RUN LOG
METALS

Lab Name: TestAmerica Savannah Job No.: 680-83673-1

SDG No.: _____

Instrument ID: ICPE Method: 6010C

Start Date: 10/16/2012 10:12 End Date: 10/17/2012 04:44

Lab Sample ID	D / F	Type	Time	Analytes															
				Cu	Pb														
ZZZZZZ			22:50																
ZZZZZZ			22:56																
CCV 680-253143/129	1		23:02	X	X														
CCB 680-253143/130	1		23:07	X	X														
ZZZZZZ			23:13																
ZZZZZZ			23:19																
ZZZZZZ			23:25																
ZZZZZZ			23:31																
ZZZZZZ			23:36																
ZZZZZZ			23:42																
ZZZZZZ			23:48																
MB 680-252971/1-A	1	T	23:54	X	X														
LCS 680-252971/2-A	1	T	00:00	X	X														
680-83673-1	1	T	00:05	X	X														
CCV 680-253143/141	1		00:11	X	X														
CCB 680-253143/142	1		00:17	X	X														
680-83673-2	1	T	00:23	X	X														
680-83673-3	1	T	00:29	X	X														
680-83673-3 MS	1	T	00:34	X	X														
680-83673-3 MSD	1	T	00:40	X	X														
680-83673-4	1	T	00:46	X	X														
680-83673-4 SD	5	T	00:52	X	X														
680-83673-4 PDS	1	T	00:58	X	X														
680-83673-5	1	T	01:03	X	X														
680-83673-6	1	T	01:09	X	X														
680-83673-7	1	T	01:15	X	X														
CCV 680-253143/153	1		01:21	X	X														
CCB 680-253143/154	1		01:27	X	X														
ZZZZZZ			01:32																
ZZZZZZ			01:38																
ZZZZZZ			01:44																
ZZZZZZ			01:50																
ZZZZZZ			01:56																
ZZZZZZ			02:01																
ZZZZZZ			02:07																
ZZZZZZ			02:13																
ZZZZZZ			02:19																
ZZZZZZ			02:25																
CCV 680-253143/165			02:30																
CCB 680-253143/166			02:36																
ZZZZZZ			02:42																
ZZZZZZ			02:48																

13-IN
ANALYSIS RUN LOG
METALS

Lab Name: TestAmerica Savannah Job No.: 680-83673-1

SDG No.: _____

Instrument ID: ICPE Method: 6010C

Start Date: 10/16/2012 10:12 End Date: 10/17/2012 04:44

Lab Sample ID	D / F	T y p e	Time	Analytes																
				C u	P b															
ZZZZZZ			02:54																	
ZZZZZZ			02:59																	
ZZZZZZ			03:05																	
ZZZZZZ			03:11																	
ZZZZZZ			03:17																	
ZZZZZZ			03:23																	
ZZZZZZ			03:28																	
ZZZZZZ			03:34																	
CCV 680-253143/177			03:40																	
CCB 680-253143/178			03:46																	
ZZZZZZ			03:52																	
ZZZZZZ			03:58																	
ZZZZZZ			04:03																	
ZZZZZZ			04:09																	
ZZZZZZ			04:15																	
ZZZZZZ			04:21																	
CRI 680-253143/185			04:27																	
CCV 680-253143/186			04:32																	
CCB 680-253143/187			04:38																	
ZZZZZZ			04:44																	

Prep Types
T = Total/NA

E10172012.wvq. All Data Report 10/22/2012, 11:23:18 AM

Blank (Blk)	10/17/2012, 12:23:41 PM		Rack S, Tube 1
Label	Replicates Concentration		
Ag 328.068	-0.0841	0.2411	-0.1570
Al 308.215	0.2881	-1.2128	0.9247
As 188.980	-0.3752	-0.8215	1.1967
B 249.678	0.1579	-0.1574	-0.0005
Ba 389.178	-0.6720	0.6281	0.0439
Be 313.042	0.0093	0.0002	-0.0095
Ca 370.602	-1.213	0.9796	0.2336
Cd 226.502	-0.0673	0.0481	0.0192
Co 228.615	0.1604	-0.1830	0.0227
Cr 267.716	-0.0931	0.2092	-0.1161
Cu 324.754	-0.3243	0.0648	0.2595
Fe 271.441	1.6970	3.6911	-5.3881
K 766.491	-0.3591	-0.4334	0.7925
Mg 279.078	0.3560	-1.2533	0.8973
Mn 257.610	0.0936	-0.0760	-0.0175
Mo 202.032	-0.1281	0.1245	0.0036
Na 330.237	-9.0022	78.8709	-69.8688
Ni 231.604	-0.0854	-0.3001	0.3855
Pb 220.353	-1.3204	0.8761	0.4443
Sb 206.834	-0.2418	-0.1541	0.3959
Se 196.026	0.2738	0.6443	-0.9181
Sn 189.925	-1.1186	0.6894	0.4292
Sr 216.596	0.2390	-0.2795	0.0405
Ti 334.941	-0.0295	-0.0439	0.0733
Tl 190.794	-0.4158	-0.4369	0.8527
V 292.401	0.1431	-0.0724	-0.0707
Zn 206.200	0.6626	-0.4142	-0.2484

Label	Sol'n Conc.	Units	SD(Int)	%RSD(Int)	Int. (c/s)
Ag 328.068	0.0000	ppb	13.365	935.4	-1.4287
Al 308.215	0.0000	ppb	7.018	2.6	269.210
As 188.980	0.0000	ppb	0.861	37.2	-2.3134
B 249.678	0.0000	ppb	2.114	4.9	43.4773
Ba 389.178	0.0000	ppb	12.993	290.5	4.4728
Be 313.042	0.0000	ppb	13.820	14.8	-93.2054
Ca 370.602	0.0000	ppb	4.544	11.6	39.28
Cd 226.502	0.0000	ppb	2.987	77.4	3.8607
Co 228.615	0.0000	ppb	2.241	40.8	5.4871
Cr 267.716	0.0000	ppb	8.622	22.0	39.2610
Cu 324.754	0.0000	ppb	18.744	8.3	226.929
Fe 271.441	0.0000	ppb	7.410	169.1	-4.3814
K 766.491	0.0000	ppb	23.467	6.7	351.773
Mg 279.078	0.0000	ppb	2.678	47.9	5.5938
Mn 257.610	0.0000	ppb	6.238	15.3	40.8625
Mo 202.032	0.0000	ppb	1.028	22.0	4.6781
Na 330.237	0.0000	ppb	3.904	173.3	-2.2529
Ni 231.604	0.0000	ppb	1.228	24.7	4.9714
Pb 220.353	0.0000	ppb	2.003	262.1	-0.7644
Sb 206.834	0.0000	ppb	0.508	173.4	0.2927
Se 196.026	0.0000	ppb	0.365	17.8	2.0530
Sn 189.925	0.0000	ppb	0.952	41.3	-2.3021
Sr 216.596	0.0000	ppb	3.639	85.9	4.2371
Ti 334.941	0.0000	ppb	6.271	25.9	-24.2568
Tl 190.794	0.0000	ppb	1.127	26.2	-4.3093
V 292.401	0.0000	ppb	3.172	147.4	-2.1518
Zn 206.200	0.0000	ppb	0.833	18.2	4.5852

E10172012.wvq. All Data Report 10/22/2012, 11:23:18 AM

HIGH STD (Std) 10/17/2012, 12:29:26 PM Rack S, Tube 2

Label	Replicates Concentration		
Ag 328.068	989.985	971.554	1038.46
Al 308.215	9991.57	9816.46	10192.0
As 188.980	999.527	983.123	1017.35
B 249.678	9961.24	9796.17	10242.6
Ba 389.178	9991.07	9806.92	10202.0
Be 313.042	1000.44	983.248	1016.31
Ca 370.602	9983	9811	10206
Cd 226.502	1001.75	979.065	1019.18
Co 228.615	998.002	981.803	1020.19
Cr 267.716	10021.8	9811.33	10166.8
Cu 324.754	9995.10	9846.19	10158.7
Fe 271.441	9993.81	9811.22	10195.0
K 766.491	19927.4	19753.9	20318.7
Mg 279.078	9990.32	9801.10	10208.6
Mn 257.610	10008.2	9774.92	10216.9
Mo 202.032	996.558	980.708	1022.73
Na 330.237	15072.1	14683.1	15244.8
Ni 231.604	4999.04	4906.01	5094.96
Pb 220.353	1004.19	977.028	1018.78
Sb 206.834	1005.26	975.091	1019.65
Se 196.026	10016.0	9767.11	10216.9
Sn 189.925	10024.7	9841.20	10134.1
Sr 216.596	5102.20	5018.48	4879.32
Ti 334.941	1003.57	975.466	1020.97
Tl 190.794	10001.4	9807.83	10190.8
V 292.401	9999.21	9820.26	10180.5
Zn 206.200	5003.81	4897.99	5098.20

Label	Sol'n Conc.	Units	SD(Int)	%RSD(Int)	Int. (c/s)
Ag 328.068	1000.00	ppb	2178.796	3.5	63043.6
Al 308.215	10000.0	ppb	1201.594	1.9	64217.2
As 188.980	1000.00	ppb	13.908	1.7	810.172
B 249.678	10000.0	ppb	3025.430	2.3	134079
Ba 389.178	10000.0	ppb	3944.670	2.0	199535
Be 313.042	1000.00	ppb	24282.691	1.7	1468391
Ca 370.602	10000	ppb	807.466	2.0	40800
Cd 226.502	1000.00	ppb	1001.028	2.0	49765.2
Co 228.615	1000.00	ppb	249.995	1.9	12976.3
Cr 267.716	10000.0	ppb	8490.320	1.8	475020
Cu 324.754	10000.0	ppb	9857.385	1.6	630836
Fe 271.441	10000.0	ppb	298.087	1.9	15525.4
K 766.491	20000.0	ppb	9876.573	1.4	683187
Mg 279.078	10000.0	ppb	488.154	2.0	23944.9
Mn 257.610	10000.0	ppb	16007.628	2.2	724030
Mo 202.032	1000.00	ppb	172.665	2.1	8140.54
Na 330.237	15000.0	ppb	15.018	1.9	780.809
Ni 231.604	5000.00	ppb	330.709	1.9	17506.8
Pb 220.353	1000.00	ppb	36.477	2.1	1720.63
Sb 206.834	1000.00	ppb	33.400	2.3	1469.06
Se 196.026	10000.0	ppb	100.671	2.3	4469.71
Sn 189.925	10000.0	ppb	144.106	1.5	9734.75
Sr 216.596	5000.00	ppb	1565.748	2.3	69540.9
Ti 334.941	1000.00	ppb	2252.624	2.3	98090.1
Tl 190.794	10000.0	ppb	292.252	1.9	15257.2
V 292.401	10000.0	ppb	4611.330	1.8	255989
Zn 206.200	5000.00	ppb	143.977	2.0	7192.05

E10172012.vvq. All Data Report 10/22/2012, 11:23:18 AM

Ag 328.068 Calibration (ppb) 10/17/2012, 12:29:26 PM Correlation Coefficient: 1.000000

Label	Flags	Int. (c/s)	Std Conc.	Calc Conc.	Error	%Error
Blank		-1.4287	0.0000	0.0000	-	-
HIGH STD		63043.6	1000.00	1000.00	0.0000	0.0

Curve Type: Linear Equation: $y = 63.0 x + -1.4$ **Al 308.215 Calibration (ppb) 10/17/2012, 12:29:26 PM Correlation Coefficient: 1.000000**

Label	Flags	Int. (c/s)	Std Conc.	Calc Conc.	Error	%Error
Blank		269.210	0.0000	0.0000	-	-
HIGH STD		64217.2	10000.0	10000.0	0.0000	0.0

Curve Type: Linear Equation: $y = 6.4 x + 269.2$ **As 188.980 Calibration (ppb) 10/17/2012, 12:29:26 PM Correlation Coefficient: 1.000000**

Label	Flags	Int. (c/s)	Std Conc.	Calc Conc.	Error	%Error
Blank		-2.3134	0.0000	0.0000	-	-
HIGH STD		810.172	1000.00	1000.00	0.0001	0.0

Curve Type: Linear Equation: $y = 0.8 x + -2.3$ **B 249.678 Calibration (ppb) 10/17/2012, 12:29:26 PM Correlation Coefficient: 1.000000**

Label	Flags	Int. (c/s)	Std Conc.	Calc Conc.	Error	%Error
Blank		43.4773	0.0000	0.0000	-	-
HIGH STD		134079	10000.0	10000.00	-0.0010	0.0

Curve Type: Linear Equation: $y = 13.4 x + 43.5$ **Ba 389.178 Calibration (ppb) 10/17/2012, 12:29:26 PM Correlation Coefficient: 1.000000**

Label	Flags	Int. (c/s)	Std Conc.	Calc Conc.	Error	%Error
Blank		4.4728	0.0000	0.0000	-	-
HIGH STD		199535	10000.0	10000.0	0.0000	0.0

Curve Type: Linear Equation: $y = 20.0 x + 4.5$ **Be 313.042 Calibration (ppb) 10/17/2012, 12:29:26 PM Correlation Coefficient: 1.000000**

Label	Flags	Int. (c/s)	Std Conc.	Calc Conc.	Error	%Error
Blank		-93.2054	0.0000	0.0000	-	-
HIGH STD		1468391	1000.00	1000.00	0.0001	0.0

Curve Type: Linear Equation: $y = 1468.5 x + -93.2$ **Ca 370.602 Calibration (ppb) 10/17/2012, 12:29:26 PM Correlation Coefficient: 1.000000**

Label	Flags	Int. (c/s)	Std Conc.	Calc Conc.	Error	%Error
Blank		39.28	0.0000	0.0000	-	-
HIGH STD		40800	10000	10000	-0.0010	0.0

Curve Type: Linear Equation: $y = 4.1 x + 39.3$

E10172012.vvq. All Data Report 10/22/2012, 11:23:18 AM

Cd 226.502 Calibration (ppb) 10/17/2012, 12:29:26 PM Correlation Coefficient: 1.000000

Label	Flags	Int. (c/s)	Std Conc.	Calc Conc.	Error	%Error
Blank		3.8607	0.0000	0.0000	-	-
HIGH STD		49765.2	1000.00	1000.00	0.0000	0.0

Curve Type: Linear Equation: $y = 49.8 x + 3.9$ **Co 228.615 Calibration (ppb) 10/17/2012, 12:29:26 PM Correlation Coefficient: 1.000000**

Label	Flags	Int. (c/s)	Std Conc.	Calc Conc.	Error	%Error
Blank		5.4871	0.0000	0.0000	-	-
HIGH STD		12976.3	1000.00	1000.00	0.0000	0.0

Curve Type: Linear Equation: $y = 13.0 x + 5.5$ **Cr 267.716 Calibration (ppb) 10/17/2012, 12:29:26 PM Correlation Coefficient: 1.000000**

Label	Flags	Int. (c/s)	Std Conc.	Calc Conc.	Error	%Error
Blank		39.2610	0.0000	0.0000	-	-
HIGH STD		475020	10000.0	10000.0	0.0000	0.0

Curve Type: Linear Equation: $y = 47.5 x + 39.3$ **Cu 324.754 Calibration (ppb) 10/17/2012, 12:29:26 PM Correlation Coefficient: 1.000000**

Label	Flags	Int. (c/s)	Std Conc.	Calc Conc.	Error	%Error
Blank		226.929	0.0000	0.0000	-	-
HIGH STD		630836	10000.0	10000.0	0.0010	0.0

Curve Type: Linear Equation: $y = 63.1 x + 226.9$ **Fe 271.441 Calibration (ppb) 10/17/2012, 12:29:26 PM Correlation Coefficient: 1.000000**

Label	Flags	Int. (c/s)	Std Conc.	Calc Conc.	Error	%Error
Blank		-4.3814	0.0000	0.0000	-	-
HIGH STD		15525.4	10000.0	10000.0	0.0000	0.0

Curve Type: Linear Equation: $y = 1.6 x + -4.4$ **K 766.491 Calibration (ppb) 10/17/2012, 12:29:26 PM Correlation Coefficient: 1.000000**

Label	Flags	Int. (c/s)	Std Conc.	Calc Conc.	Error	%Error
Blank		351.773	0.0000	0.0000	-	-
HIGH STD		683187	20000.0	20000.0	0.0000	0.0

Curve Type: Linear Equation: $y = 34.1 x + 351.8$ **Mg 279.078 Calibration (ppb) 10/17/2012, 12:29:26 PM Correlation Coefficient: 1.000000**

Label	Flags	Int. (c/s)	Std Conc.	Calc Conc.	Error	%Error
Blank		5.5938	0.0000	0.0000	-	-
HIGH STD		23944.9	10000.0	10000.00	-0.0010	0.0

Curve Type: Linear Equation: $y = 2.4 x + 5.6$

E10172012.wvq. All Data Report 10/22/2012, 11:23:18 AM

Mn 257.610 Calibration (ppb) 10/17/2012, 12:29:26 PM Correlation Coefficient: 1.000000

Label	Flags	Int. (c/s)	Std Conc.	Calc Conc.	Error	%Error
Blank		40.8625	0.0000	0.0000	-	-
HIGH STD		724030	10000.0	10000.0	0.0000	0.0

Curve Type: Linear Equation: $y = 72.4 x + 40.9$ **Mo 202.032 Calibration (ppb) 10/17/2012, 12:29:26 PM Correlation Coefficient: 1.000000**

Label	Flags	Int. (c/s)	Std Conc.	Calc Conc.	Error	%Error
Blank		4.6781	0.0000	0.0000	-	-
HIGH STD		8140.54	1000.00	1000.00	0.0000	0.0

Curve Type: Linear Equation: $y = 8.1 x + 4.7$ **Na 330.237 Calibration (ppb) 10/17/2012, 12:29:26 PM Correlation Coefficient: 1.000000**

Label	Flags	Int. (c/s)	Std Conc.	Calc Conc.	Error	%Error
Blank		-2.2529	0.0000	0.0000	-	-
HIGH STD		780.809	15000.0	15000.0	0.0000	0.0

Curve Type: Linear Equation: $y = 0.1 x + -2.3$ **Ni 231.604 Calibration (ppb) 10/17/2012, 12:29:26 PM Correlation Coefficient: 1.000000**

Label	Flags	Int. (c/s)	Std Conc.	Calc Conc.	Error	%Error
Blank		4.9714	0.0000	0.0000	-	-
HIGH STD		17506.8	5000.00	5000.00	0.0000	0.0

Curve Type: Linear Equation: $y = 3.5 x + 5.0$ **Pb 220.353 Calibration (ppb) 10/17/2012, 12:29:26 PM Correlation Coefficient: 1.000000**

Label	Flags	Int. (c/s)	Std Conc.	Calc Conc.	Error	%Error
Blank		-0.7644	0.0000	0.0000	-	-
HIGH STD		1720.63	1000.00	1000.000	-0.0001	0.0

Curve Type: Linear Equation: $y = 1.7 x + -0.8$ **Sb 206.834 Calibration (ppb) 10/17/2012, 12:29:26 PM Correlation Coefficient: 1.000000**

Label	Flags	Int. (c/s)	Std Conc.	Calc Conc.	Error	%Error
Blank		0.2927	0.0000	0.0000	-	-
HIGH STD		1469.06	1000.00	1000.00	0.0000	0.0

Curve Type: Linear Equation: $y = 1.5 x + 0.3$ **Se 196.026 Calibration (ppb) 10/17/2012, 12:29:26 PM Correlation Coefficient: 1.000000**

Label	Flags	Int. (c/s)	Std Conc.	Calc Conc.	Error	%Error
Blank		2.0530	0.0000	0.0000	-	-
HIGH STD		4469.71	10000.0	10000.0	0.0000	0.0

Curve Type: Linear Equation: $y = 0.4 x + 2.1$

E10172012.wvq. All Data Report 10/22/2012, 11:23:18 AM

Sn 189.925 Calibration (ppb) 10/17/2012, 12:29:26 PM Correlation Coefficient: 1.000000

Label	Flags	Int. (c/s)	Std Conc.	Calc Conc.	Error	%Error
Blank		-2.3021	0.0000	0.0000	-	-
HIGH STD		9734.75	10000.0	10000.0	0.0000	0.0

Curve Type: Linear Equation: $y = 1.0 x + -2.3$ **Sr 216.596 Calibration (ppb) 10/17/2012, 12:29:26 PM Correlation Coefficient: 1.000000**

Label	Flags	Int. (c/s)	Std Conc.	Calc Conc.	Error	%Error
Blank		4.2371	0.0000	0.0000	-	-
HIGH STD		69540.9	5000.00	5000.00	0.0005	0.0

Curve Type: Linear Equation: $y = 13.9 x + 4.2$ **Ti 334.941 Calibration (ppb) 10/17/2012, 12:29:26 PM Correlation Coefficient: 1.000000**

Label	Flags	Int. (c/s)	Std Conc.	Calc Conc.	Error	%Error
Blank		-24.2568	0.0000	0.0000	-	-
HIGH STD		98090.1	1000.00	1000.00	0.0000	0.0

Curve Type: Linear Equation: $y = 98.1 x + -24.3$ **Tl 190.794 Calibration (ppb) 10/17/2012, 12:29:26 PM Correlation Coefficient: 1.000000**

Label	Flags	Int. (c/s)	Std Conc.	Calc Conc.	Error	%Error
Blank		-4.3093	0.0000	0.0000	-	-
HIGH STD		15257.2	10000.0	10000.0	0.0000	0.0

Curve Type: Linear Equation: $y = 1.5 x + -4.3$ **V 292.401 Calibration (ppb) 10/17/2012, 12:29:26 PM Correlation Coefficient: 1.000000**

Label	Flags	Int. (c/s)	Std Conc.	Calc Conc.	Error	%Error
Blank		-2.1518	0.0000	0.0000	-	-
HIGH STD		255989	10000.0	10000.0	0.0000	0.0

Curve Type: Linear Equation: $y = 25.6 x + -2.2$ **Zn 206.200 Calibration (ppb) 10/17/2012, 12:29:26 PM Correlation Coefficient: 1.000000**

Label	Flags	Int. (c/s)	Std Conc.	Calc Conc.	Error	%Error
Blank		4.5852	0.0000	0.0000	-	-
HIGH STD		7192.05	5000.00	5000.00	-0.0005	0.0

Curve Type: Linear Equation: $y = 1.4 x + 4.6$ **640-40640-c-5-a^50 (Samp) 10/17/2012, 2:03:06 PM Rack 1, Tube 3****Weight: 1 Volume: 1 Dilution: 1**

Label	Replicates Concentration		
Ag 328.068	0.0151	0.0191	-0.1935u
Al 308.215	8.9252	6.7967	7.5635
As 188.980	1.2544	1.9402	0.9355
B 249.678	51.2751	47.7526	47.4867
Ba 389.178	8.1671	7.5999	8.0503

E10172012.wvq. All Data Report 10/22/2012, 11:23:18 AM

Label	Replicates Concentration		
Be 313.042	-0.0843u	-0.0870u	-0.0580u
Ca 370.602	3033	2838	2830
Cd 226.502	-0.0379u	-0.1249u	0.0618
Co 228.615	-0.7600u	-0.3080u	-0.3245u
Cr 267.716	-0.4110u	-0.3746u	-0.2514u
Cu 324.754	0.0819	-0.2618u	-0.2645u
Fe 271.441	235.752	217.439	216.293
K 766.491	1389.76	1303.36	1296.75
Mg 279.078	4856.63	4525.51	4505.94
Mn 257.610	12.1206	11.3828	11.2647
Mo 202.032	0.5084	0.4073	0.1002
Na 330.237	29364.8	27571.5	27179.2
Ni 231.604	-0.3009u	0.3445	-0.3870u
Pb 220.353	0.3877	1.9099	0.9116
Sb 206.834	1.7104	-0.0910u	0.0770
Se 196.026	-1.8787u	-4.4446u	2.3003
Sn 189.925	-0.5967u	-0.5365u	-0.4611u
Sr 216.596	33.5416	31.0031	30.6073
Ti 334.941	-0.0058u	-0.0177u	-0.1126u
Tl 190.794	2.5309	0.8305	1.8600
V 292.401	-0.2201u	0.0328	-0.1032u
Zn 206.200	1.3845	1.1288	-0.0962u

Label	Sol'n Conc.	Units	SD	%RSD	Int. (c/s)
Ag 328.068	-0.0531	ppb	0.1216	229.1	-5.2076
Al 308.215	7.7618	ppb	1.0781	13.9	318.848
As 188.980	1.3767	ppb	0.5134	37.3	-1.1928
B 249.678	48.8381	ppb	2.1146	4.3	697.944
Ba 389.178	7.9391	ppb	0.2995	3.8	168.253
Be 313.042	-0.0764	ppb	0.0160	21.0	-207.141
Ca 370.602	2900	ppb	114.8	4.0	11766
Cd 226.502	-0.0337	ppb	0.0934	277.4	3.1823
Co 228.615	-0.4641	ppb	0.2563	55.2	-0.5346
Cr 267.716	-0.3456	ppb	0.0837	24.2	23.3942
Cu 324.754	-0.1481	ppb	0.1992	134.5	217.597
Fe 271.441	223.161	ppb	10.9187	4.9	342.209
K 766.491	1329.96	ppb	51.8959	3.9	45758.9
Mg 279.078	4629.36	ppb	197.065	4.3	11087.8
Mn 257.610	11.5894	ppb	0.4638	4.0	886.448
Mo 202.032	0.3386	ppb	0.2126	62.8	7.4212
Na 330.237	28038.5	ppb	1165.24	4.2	1461.18
Ni 231.604	-0.1145	ppb	0.3998	349.2	4.7774
Pb 220.353	1.0697	ppb	0.7733	72.3	1.0852
Sb 206.834	0.5655	ppb	0.9951	176.0	1.1205
Se 196.026	-1.3410	ppb	3.4044	253.9	1.4547
Sn 189.925	-0.5314	ppb	0.0679	12.8	-2.8068
Sr 216.596	31.7174	ppb	1.5922	5.0	446.165
Ti 334.941	-0.0454	ppb	0.0586	129.1	-29.3707
Tl 190.794	1.7405	ppb	0.8565	49.2	-1.6824
V 292.401	-0.0968	ppb	0.1265	130.7	-5.1711
Zn 206.200	0.8057	ppb	0.7915	98.2	5.8738

640-40650-c-1-a^50 (Samp)

10/17/2012, 2:08:52 PM

Rack 1, Tube 4

Weight: 1

Volume: 1

Dilution: 1

Label	Replicates Concentration		
Ag 328.068	-0.0820u	0.0654	-0.2974u
Al 308.215	6.5649	5.5367	6.8838

E10172012.wvq. All Data Report 10/22/2012, 11:23:18 AM

Label	Replicates Concentration		
As 188.980	2.0414	1.3517	2.2588
B 249.678	42.2987	40.3251	39.1297
Ba 389.178	11.2919	10.6699	9.9187
Be 313.042	-0.0643u	-0.0628u	-0.0689u
Ca 370.602	3308	3183	3087
Cd 226.502	-0.0020	0.0586	-0.0160
Co 228.615	-0.3388u	-0.1576u	0.0817
Cr 267.716	-0.3878u	-0.3012u	-0.1271u
Cu 324.754	0.1964	-0.3315u	-0.1147u
Fe 271.441	185.483	173.178	164.798
K 766.491	1212.86	1171.20	1139.58
Mg 279.078	4511.91	4309.14	4180.96
Mn 257.610	4.2539	4.0438	3.6757
Mo 202.032	0.0993	0.1804	-0.0498u
Na 330.237	26182.4	25308.2	24319.6
Ni 231.604	-0.5464u	0.6341	0.1841
Pb 220.353	-0.5153u	1.4318	1.5033
Sb 206.834	0.8207	-1.3924u	-4.8360u
Se 196.026	4.6142	0.0435	-0.2464u
Sn 189.925	-0.9832u	-2.1561u	0.8596
Sr 216.596	34.0483	32.6039	32.1890
Ti 334.941	0.0098	0.0069	0.0347
Tl 190.794	0.1823	1.3881	0.1950
V 292.401	-0.1058u	-0.4480u	-0.0801u
Zn 206.200	-0.3017u	0.6293	0.5374

Label	Sol'n Conc.	Units	SD	%RSD	Int. (c/s)
Ag 328.068	-0.1047	ppb	0.1825	174.3	-8.4557
Al 308.215	6.3285	ppb	0.7040	11.1	309.663
As 188.980	1.8840	ppb	0.4736	25.1	-0.7810
B 249.678	40.5845	ppb	1.6003	3.9	587.346
Ba 389.178	10.6268	ppb	0.6876	6.5	221.455
Be 313.042	-0.0653	ppb	0.0032	4.9	-190.518
Ca 370.602	3193	ppb	111.2	3.5	12978
Cd 226.502	0.0136	ppb	0.0397	292.6	5.4072
Co 228.615	-0.1382	ppb	0.2109	152.6	3.7011
Cr 267.716	-0.2720	ppb	0.1328	48.8	26.8291
Cu 324.754	-0.0833	ppb	0.2653	318.6	221.680
Fe 271.441	174.486	ppb	10.4044	6.0	266.658
K 766.491	1174.55	ppb	36.7562	3.1	40452.8
Mg 279.078	4334.01	ppb	166.868	3.9	10380.9
Mn 257.610	3.9911	ppb	0.2927	7.3	335.907
Mo 202.032	0.0766	ppb	0.1168	152.4	5.2925
Na 330.237	25270.1	ppb	931.962	3.7	1316.69
Ni 231.604	0.0906	ppb	0.5958	657.4	5.4800
Pb 220.353	0.8066	ppb	1.1454	142.0	0.6296
Sb 206.834	-1.8025	ppb	2.8506	158.1	-2.3540
Se 196.026	1.4704	ppb	2.7264	185.4	2.7105
Sn 189.925	-0.7599	ppb	1.5202	200.1	-3.0302
Sr 216.596	32.9471	ppb	0.9760	3.0	463.165
Ti 334.941	0.0171	ppb	0.0153	89.0	-23.1671
Tl 190.794	0.5885	ppb	0.6926	117.7	-3.4415
V 292.401	-0.2113	ppb	0.2054	97.2	-8.0884
Zn 206.200	0.2883	ppb	0.5131	177.9	5.1212

E10172012.wvq. All Data Report 10/22/2012, 11:23:18 AM

640-40650-c-2-a^50 (Samp) 10/17/2012, 2:14:38 PM Rack 1, Tube 5

Weight: 1 Volume: 1 Dilution: 1

Label	Replicates Concentration		
Ag 328.068	-0.2417u	-0.0792u	0.0304
Al 308.215	11.3796	8.1842	7.0223
As 188.980	1.7151	1.5775	0.3292
B 249.678	47.5667	43.1390	42.8606
Ba 389.178	9.6721	9.6946	9.3908
Be 313.042	-0.0640u	-0.0659u	-0.0928u
Ca 370.602	3048	2827	2784
Cd 226.502	0.0206	0.0220	-0.0997u
Co 228.615	-0.3720u	-0.1394u	-0.4780u
Cr 267.716	-0.2383u	-0.2622u	-0.4385u
Cu 324.754	-0.0573u	-0.1879u	-0.2886u
Fe 271.441	231.271	218.130	214.536
K 766.491	1368.32	1294.83	1282.14
Mg 279.078	5108.37	4725.14	4651.17
Mn 257.610	8.3095	7.5124	7.2466
Mo 202.032	0.4021	0.4007	-0.0055u
Na 330.237	33676.6	31143.9	30647.1
Ni 231.604	0.0813	0.7108	0.8720
Pb 220.353	0.8628	-1.9237u	-0.7834u
Sb 206.834	-3.2551u	-0.1006u	-2.0457u
Se 196.026	-1.3546u	0.1967	3.6689
Sn 189.925	-3.1210u	0.0665	-3.3647u
Sr 216.596	34.6089	32.0451	30.8484
Ti 334.941	-0.1469u	-0.0458u	0.0211
Tl 190.794	0.4442	0.0798	0.8801
V 292.401	-0.2770u	-0.3733u	-0.0844u
Zn 206.200	1.2921	0.2589	0.6505

Label	Sol'n Conc.	Units	SD	%RSD	Int. (c/s)
Ag 328.068	-0.0968	ppb	0.1369	141.4	-7.9778
Al 308.215	8.8620	ppb	2.2564	25.5	325.864
As 188.980	1.2073	ppb	0.7635	63.2	-1.3305
B 249.678	44.5221	ppb	2.6404	5.9	640.094
Ba 389.178	9.5858	ppb	0.1693	1.8	201.362
Be 313.042	-0.0742	ppb	0.0161	21.7	-204.276
Ca 370.602	2886	ppb	141.6	4.9	11709
Cd 226.502	-0.0190	ppb	0.0699	367.2	3.8875
Co 228.615	-0.3298	ppb	0.1732	52.5	1.2164
Cr 267.716	-0.3130	ppb	0.1093	34.9	25.0103
Cu 324.754	-0.1779	ppb	0.1160	65.2	215.714
Fe 271.441	221.312	ppb	8.8098	4.0	339.344
K 766.491	1315.10	ppb	46.5246	3.5	45251.4
Mg 279.078	4828.23	ppb	245.414	5.1	11564.0
Mn 257.610	7.6895	ppb	0.5532	7.2	604.372
Mo 202.032	0.2658	ppb	0.2349	88.4	6.8287
Na 330.237	31822.5	ppb	1624.80	5.1	1658.71
Ni 231.604	0.5547	ppb	0.4179	75.3	7.1283
Pb 220.353	-0.6147	ppb	1.4009	227.9	-1.8149
Sb 206.834	-1.8005	ppb	1.5915	88.4	-2.3512
Se 196.026	0.8370	ppb	2.5722	307.3	2.4277
Sn 189.925	-2.1397	ppb	1.9146	89.5	-4.3713
Sr 216.596	32.5008	ppb	1.9212	5.9	457.022
Ti 334.941	-0.0572	ppb	0.0846	147.9	-30.6232
Tl 190.794	0.4680	ppb	0.4007	85.6	-3.6303
V 292.401	-0.2449	ppb	0.1471	60.1	-8.9410
Zn 206.200	0.7339	ppb	0.5216	71.1	5.7758

E10172012.wvq. All Data Report 10/22/2012, 11:23:18 AM

640-40686-e-2-a^50 (Samp) **10/17/2012, 2:20:25 PM** **Rack 1, Tube 6****Weight: 1****Volume: 1****Dilution: 1**

Label	Replicates Concentration		
Ag 328.068	-0.1059u	-0.3200u	-0.0478u
Al 308.215	4.6942	6.1407	6.0917
As 188.980	1.0039	2.5717	2.5839
B 249.678	40.4251	42.0400	41.2718
Ba 389.178	8.5046	9.3285	8.5020
Be 313.042	-0.0764u	-0.0988u	-0.0849u
Ca 370.602	3128	3210	3127
Cd 226.502	-0.0156	-0.1098u	-0.1389u
Co 228.615	-0.3414u	-0.1853u	0.1327
Cr 267.716	-0.3398u	-0.3006u	-0.4260u
Cu 324.754	-0.3389u	-0.3060u	-0.0187u
Fe 271.441	252.709	261.498	256.733
K 766.491	1237.17	1262.71	1238.47
Mg 279.078	4796.01	4909.30	4777.77
Mn 257.610	5.3476	5.3760	5.2221
Mo 202.032	0.3149	-0.0310u	-0.1316u
Na 330.237	30098.8	30567.9	29554.4
Ni 231.604	0.0797	-0.1571u	-0.0940u
Pb 220.353	1.3911	0.1033	1.0237
Sb 206.834	-0.8089u	0.7321	0.0927
Se 196.026	-0.3735u	3.5512	0.0097
Sn 189.925	-0.1419u	0.4940	-0.9720u
Sr 216.596	33.5460	33.4666	32.8780
Ti 334.941	-0.1617u	0.1801	-0.0921u
Tl 190.794	-0.2507u	1.2830	-0.0007u
V 292.401	-0.2735u	-0.2973u	-0.1807u
Zn 206.200	0.3103	0.4496	0.2906

Label	Sol'n Conc.	Units	SD	%RSD	Int. (c/s)
Ag 328.068	-0.1579	ppb	0.1434	90.8	-11.8419
Al 308.215	5.6422	ppb	0.8213	14.6	305.271
As 188.980	2.0532	ppb	0.9087	44.3	-0.6429
B 249.678	41.2456	ppb	0.8077	2.0	596.154
Ba 389.178	8.7784	ppb	0.4764	5.4	185.216
Be 313.042	-0.0867	ppb	0.0113	13.0	-222.375
Ca 370.602	3155	ppb	47.25	1.5	12789
Cd 226.502	-0.0881	ppb	0.0645	73.2	0.6156
Co 228.615	-0.1314	ppb	0.2416	183.9	3.7950
Cr 267.716	-0.3555	ppb	0.0641	18.0	22.9749
Cu 324.754	-0.2212	ppb	0.1762	79.6	212.983
Fe 271.441	256.980	ppb	4.3997	1.7	394.768
K 766.491	1246.12	ppb	14.3811	1.2	42896.4
Mg 279.078	4827.70	ppb	71.2595	1.5	11562.7
Mn 257.610	5.3153	ppb	0.0819	1.5	432.507
Mo 202.032	0.0508	ppb	0.2342	461.3	5.0774
Na 330.237	30073.7	ppb	507.263	1.7	1567.41
Ni 231.604	-0.0571	ppb	0.1226	214.7	4.9874
Pb 220.353	0.8394	ppb	0.6634	79.0	0.6890
Sb 206.834	0.0053	ppb	0.7742	14554.8	0.3029
Se 196.026	1.0625	ppb	2.1638	203.7	2.5286
Sn 189.925	-0.2066	ppb	0.7351	355.8	-2.4896
Sr 216.596	33.2969	ppb	0.3649	1.1	468.246
Ti 334.941	-0.0246	ppb	0.1807	734.8	-27.3772
Tl 190.794	0.3439	ppb	0.8229	239.3	-3.8300
V 292.401	-0.2505	ppb	0.0616	24.6	-9.0770
Zn 206.200	0.3501	ppb	0.0857	24.8	5.2246

E10172012.wvq. All Data Report 10/22/2012, 11:23:18 AM

mb 680-253132/1-b (Samp) 10/17/2012, 2:26:12 PM Rack 1, Tube 7

Weight: 1

Volume: 1

Dilution: 1

Label	Replicates Concentration		
Ag 328.068	-0.0386u	-0.3094u	0.0111
Al 308.215	7.2007	7.7976	7.0115
As 188.980	-1.6308u	0.8018	2.0238
B 249.678	1.8227	1.5894	1.1433
Ba 389.178	-1.0006u	0.2583	-0.3170u
Be 313.042	-0.0833u	-0.0715u	-0.0418u
Ca 370.602	1.210	1.269	-0.5722u
Cd 226.502	-0.0516u	-0.0424u	-0.0775u
Co 228.615	-0.5917u	-0.0443u	-0.3713u
Cr 267.716	-0.3581u	-0.4473u	-0.4930u
Cu 324.754	0.1635	0.2436	-0.1490u
Fe 271.441	3.2046	-2.3340u	2.9926
K 766.491	-2.1826u	-1.9386u	-2.5896u
Mg 279.078	8.4229	7.2061	3.0993
Mn 257.610	-0.1538u	-0.3136u	-0.4132u
Mo 202.032	-0.0130u	0.2989	0.2826
Na 330.237	21.5027	146.104	51.6546
Ni 231.604	-0.9410u	0.2303	-0.3668u
Pb 220.353	1.2642	0.9334	1.9525
Sb 206.834	0.0918	-0.5238u	1.1425
Se 196.026	-2.5948u	-2.1792u	-0.5678u
Sn 189.925	-1.2219u	-1.4831u	-2.2884u
Sr 216.596	-0.1821u	-0.3302u	-0.1573u
Ti 334.941	-0.0491u	-0.0812u	0.0755
Tl 190.794	0.8231	-0.5855u	0.7617
V 292.401	-0.1283u	-0.1437u	-0.3174u
Zn 206.200	0.6275	0.8464	2.7498

Label	Sol'n Conc.	Units	SD	%RSD	Int. (c/s)
Ag 328.068	-0.1123	ppb	0.1725	153.5	-8.5098
Al 308.215	7.3366	ppb	0.4103	5.6	316.113
As 188.980	0.3983	ppb	1.8604	467.1	-1.9869
B 249.678	1.5185	ppb	0.3452	22.7	63.8283
Ba 389.178	-0.3531	ppb	0.6302	178.5	-2.5667
Be 313.042	-0.0656	ppb	0.0214	32.6	-189.483
Ca 370.602	0.6356	ppb	1.046	164.6	40.63
Cd 226.502	-0.0572	ppb	0.0182	31.9	1.0286
Co 228.615	-0.3358	ppb	0.2755	82.0	1.1284
Cr 267.716	-0.4328	ppb	0.0686	15.8	18.7062
Cu 324.754	0.0860	ppb	0.2075	241.2	232.355
Fe 271.441	1.2877	ppb	3.1383	243.7	-2.4143
K 766.491	-2.2369	ppb	0.3289	14.7	275.400
Mg 279.078	6.2427	ppb	2.7895	44.7	20.5398
Mn 257.610	-0.2935	ppb	0.1309	44.6	19.6229
Mo 202.032	0.1895	ppb	0.1756	92.6	6.2204
Na 330.237	73.0871	ppb	65.0068	88.9	1.5531
Ni 231.604	-0.3592	ppb	0.5857	163.1	3.7145
Pb 220.353	1.3834	ppb	0.5199	37.6	1.6166
Sb 206.834	0.2368	ppb	0.8426	355.8	0.6371
Se 196.026	-1.7806	ppb	1.0707	60.1	1.2575
Sn 189.925	-1.6645	ppb	0.5559	33.4	-3.9228
Sr 216.596	-0.2232	ppb	0.0935	41.9	1.1610
Ti 334.941	-0.0183	ppb	0.0827	452.6	-26.0584
Tl 190.794	0.3331	ppb	0.7961	239.0	-3.8037
V 292.401	-0.1965	ppb	0.1050	53.4	-7.1795
Zn 206.200	1.4079	ppb	1.1673	82.9	256.6117

E10172012.wvq. All Data Report 10/22/2012, 11:23:18 AM

ics 680-253132/2-b (Samp) 10/17/2012, 2:31:59 PM Rack 1, Tube 8
 Weight: 1 Volume: 1 Dilution: 1

Label	Replicates Concentration		
Ag 328.068	9.4045	9.5894	9.2315
Al 308.215	978.198	980.881	973.182
As 188.980	17.1880	20.1528	23.0908
B 249.678	38.5886	39.1366	40.4084
Ba 389.178	19.0489	18.8539	19.2951
Be 313.042	9.7583	9.7916	9.8072
Ca 370.602	983.7	988.5	986.6
Cd 226.502	10.1530	10.0177	10.1375
Co 228.615	10.3180	9.4814	10.0607
Cr 267.716	19.4446	19.4247	19.3385
Cu 324.754	21.1440	21.0235	20.7387
Fe 271.441	1007.13	1011.33	1003.78
K 766.491	1006.66	1010.99	1006.82
Mg 279.078	988.867	994.983	997.368
Mn 257.610	101.088	101.238	102.737
Mo 202.032	19.2475	19.4818	19.6909
Na 330.237	973.174	1003.90	833.980
Ni 231.604	19.3495	20.6265	19.6924
Pb 220.353	11.9115	12.9524	11.1544
Sb 206.834	8.8098	8.2444	8.3464
Se 196.026	17.1206	9.7482	20.0457
Sn 189.925	20.1256	18.7515	20.6745
Sr 216.596	20.3443	20.2402	20.1853
Ti 334.941	20.4199	20.4044	20.6813
Tl 190.794	7.7783	7.3616	8.5627
V 292.401	19.5941	19.6482	19.6101
Zn 206.200	21.3776	20.8955	20.6727

Label	Sol'n Conc.	Units	SD	%RSD	Int. (c/s)
Ag 328.068	9.4085	ppb	0.1790	1.9	591.301
Al 308.215	977.420	ppb	3.9082	0.4	6521.78
As 188.980	20.1439	ppb	2.9514	14.7	13.9156
B 249.678	39.3779	ppb	0.9336	2.4	570.635
Ba 389.178	19.0660	ppb	0.2211	1.2	386.350
Be 313.042	9.7857	ppb	0.0250	0.3	14278.1
Ca 370.602	986.3	ppb	2.401	0.2	3630
Cd 226.502	10.1027	ppb	0.0741	0.7	510.523
Co 228.615	9.9534	ppb	0.4285	4.3	134.532
Cr 267.716	19.4026	ppb	0.0564	0.3	960.998
Cu 324.754	20.9687	ppb	0.2081	1.0	1549.79
Fe 271.441	1007.41	ppb	3.7823	0.4	1561.49
K 766.491	1008.16	ppb	2.4543	0.2	34772.0
Mg 279.078	993.739	ppb	4.3849	0.4	2383.19
Mn 257.610	101.688	ppb	0.9117	0.9	7404.95
Mo 202.032	19.4734	ppb	0.2218	1.1	163.068
Na 330.237	937.018	ppb	90.5465	9.7	46.1276
Ni 231.604	19.8895	ppb	0.6609	3.3	74.6839
Pb 220.353	12.0061	ppb	0.9027	7.5	19.8619
Sb 206.834	8.4668	ppb	0.3014	3.6	12.6415
Se 196.026	15.6381	ppb	5.3064	33.9	9.0431
Sn 189.925	19.8506	ppb	0.9906	5.0	17.0273
Sr 216.596	20.2566	ppb	0.0807	0.4	287.055
Ti 334.941	20.5019	ppb	0.1556	0.8	1987.56
Tl 190.794	7.9008	ppb	0.6099	7.7	7.7743
V 292.401	19.6175	ppb	0.0278	0.1	497.204
Zn 206.200	20.9819	ppb	0.3603	1.7	24.6641

E10172012.wvq. All Data Report 10/22/2012, 11:23:18 AM

icsd 680-253132/3-b (Samp) 10/17/2012, 2:37:46 PM Rack 1, Tube 9
 Weight: 1 Volume: 1 Dilution: 1

Label	Replicates Concentration		
Ag 328.068	9.0560	9.6731	9.4159
Al 308.215	979.291	969.272	970.406
As 188.980	17.3076	18.4079	18.6634
B 249.678	40.3529	39.7964	39.2410
Ba 389.178	19.2388	19.0375	19.0883
Be 313.042	9.7871	9.7048	9.7848
Ca 370.602	1019	1014	1019
Cd 226.502	10.0671	10.0173	9.8964
Co 228.615	9.0702	9.8112	9.4968
Cr 267.716	19.3275	19.1943	19.4432
Cu 324.754	20.8098	20.5361	20.6894
Fe 271.441	1011.16	999.012	1006.41
K 766.491	1004.52	999.995	1000.00
Mg 279.078	992.184	982.216	992.192
Mn 257.610	100.742	100.467	102.714
Mo 202.032	19.9178	19.8201	19.3122
Na 330.237	788.560	915.137	709.715
Ni 231.604	19.9018	19.6411	19.2023
Pb 220.353	9.9334	9.4121	11.1283
Sb 206.834	9.7876	10.4305	6.6485
Se 196.026	13.8486	21.4615	20.2705
Sn 189.925	19.7072	19.9854	19.2279
Sr 216.596	20.0186	19.7723	20.3696
Ti 334.941	20.3908	20.4402	20.8370
Tl 190.794	8.9715	7.1616	6.2113
V 292.401	19.8682	19.4232	19.8989
Zn 206.200	23.0160	21.3372	21.1400

Label	Sol'n Conc.	Units	SD	%RSD	Int. (c/s)
Ag 328.068	9.3817	ppb	0.3100	3.3	589.615
Al 308.215	972.990	ppb	5.4867	0.6	6493.45
As 188.980	18.1263	ppb	0.7204	4.0	12.2769
B 249.678	39.7968	ppb	0.5560	1.4	576.252
Ba 389.178	19.1215	ppb	0.1047	0.5	387.448
Be 313.042	9.7589	ppb	0.0468	0.5	14238.8
Ca 370.602	1017	ppb	3.107	0.3	3757
Cd 226.502	9.9936	ppb	0.0878	0.9	505.085
Co 228.615	9.4594	ppb	0.3719	3.9	128.122
Cr 267.716	19.3217	ppb	0.1246	0.6	957.152
Cu 324.754	20.6784	ppb	0.1372	0.7	1531.49
Fe 271.441	1005.53	ppb	6.1229	0.6	1558.50
K 766.491	1001.51	ppb	2.6125	0.3	34545.0
Mg 279.078	988.864	ppb	5.7572	0.6	2371.53
Mn 257.610	101.308	ppb	1.2253	1.2	7377.44
Mo 202.032	19.6834	ppb	0.3252	1.7	164.776
Na 330.237	804.470	ppb	103.631	12.9	39.2032
Ni 231.604	19.5818	ppb	0.3535	1.8	73.6064
Pb 220.353	10.1579	ppb	0.8799	8.7	16.6805
Sb 206.834	8.9555	ppb	2.0236	22.6	13.3579
Se 196.026	18.5269	ppb	4.0951	22.1	10.3337
Sn 189.925	19.6401	ppb	0.3832	2.0	16.8224
Sr 216.596	20.0535	ppb	0.3001	1.5	284.245
Ti 334.941	20.5560	ppb	0.2446	1.2	1992.87
Tl 190.794	7.4481	ppb	1.4022	18.8	7.0815
V 292.401	19.7301	ppb	0.2662	1.3	500.075
Zn 206.200	21.8310	ppb	1.0309	4.7	25.8851

E10172012.wvq. All Data Report 10/22/2012, 11:23:18 AM

lcs 680-253132/5-b (Samp) 10/17/2012, 2:43:34 PM Rack 1, Tube 10
 Weight: 1 Volume: 1 Dilution: 1

Label	Replicates Concentration		
Ag 328.068	1.0160	0.9787	0.8020
Al 308.215	15.9986	16.9475	15.3151
As 188.980	0.3363	-0.6557u	2.4862
B 249.678	21.1433	21.6387	21.2052
Ba 389.178	1.4869	1.1821	1.5234
Be 313.042	0.3453	0.3476	0.3320
Ca 370.602	249.9	251.3	247.5
Cd 226.502	0.0680	0.0545	0.0582
Co 228.615	-0.1066u	0.2147	-0.1183u
Cr 267.716	0.6584	0.6036	0.7058
Cu 324.754	1.2312	1.2056	1.2734
Fe 271.441	55.7012	50.2397	53.8881
K 766.491	52.0538	52.0039	51.2093
Mg 279.078	54.6618	55.9229	56.4823
Mn 257.610	1.9874	1.9294	1.9984
Mo 202.032	0.9155	1.1725	0.8480
Na 330.237	257.411	68.0394	-97.2341u
Ni 231.604	0.0041	0.0387	-0.0598u
Pb 220.353	1.2107	0.7778	0.2817
Sb 206.834	1.1714	-0.5894u	1.8211
Se 196.026	-2.0682u	-2.4029u	-3.9681u
Sn 189.925	0.1849	-0.1185u	0.8317
Sr 216.596	-0.2237u	0.0637	0.0136
Ti 334.941	0.9774	0.9472	1.0295
Tl 190.794	2.3903	-0.3376u	0.1455
V 292.401	0.7717	0.9662	0.5171
Zn 206.200	22.1614	22.6620	22.1652

Label	Sol'n Conc.	Units	SD	%RSD	Int. (c/s)
Ag 328.068	0.9322	ppb	0.1143	12.3	57.3318
Al 308.215	16.0870	ppb	0.8198	5.1	372.174
As 188.980	0.7223	ppb	1.6062	222.4	-1.7314
B 249.678	21.3290	ppb	0.2699	1.3	329.329
Ba 389.178	1.3975	ppb	0.1874	13.4	32.4052
Be 313.042	0.3416	ppb	0.0084	2.5	408.622
Ca 370.602	249.6	ppb	1.936	0.8	1034
Cd 226.502	0.0603	ppb	0.0070	11.6	7.0840
Co 228.615	-0.0034	ppb	0.1890	5568.1	5.4392
Cr 267.716	0.6559	ppb	0.0511	7.8	70.4277
Cu 324.754	1.2367	ppb	0.0342	2.8	304.949
Fe 271.441	53.2763	ppb	2.7817	5.2	78.3831
K 766.491	51.7557	ppb	0.4738	0.9	2118.80
Mg 279.078	55.6890	ppb	0.9325	1.7	138.887
Mn 257.610	1.9717	ppb	0.0371	1.9	183.724
Mo 202.032	0.9787	ppb	0.1712	17.5	12.6373
Na 330.237	76.0722	ppb	177.459	233.3	1.5578
Ni 231.604	-0.0057	ppb	0.0500	884.2	4.9566
Pb 220.353	0.7567	ppb	0.4648	61.4	0.5371
Sb 206.834	0.8010	ppb	1.2472	155.7	1.4622
Se 196.026	-2.8131	ppb	1.0142	36.1	0.7964
Sn 189.925	0.2994	ppb	0.4854	162.1	-2.0104
Sr 216.596	-0.0488	ppb	0.1535	314.5	3.7002
Ti 334.941	0.9847	ppb	0.0417	4.2	72.3636
Tl 190.794	0.7328	ppb	1.4557	198.7	-3.1976
V 292.401	0.7517	ppb	0.2252	30.0	16.9329
Zn 206.200	22.3295	ppb	0.2880	1.3	266.6816

E10172012.wvq. All Data Report 10/22/2012, 11:23:18 AM

680-83562-e-1-f (Samp) **10/17/2012, 2:49:21 PM** **Rack 1, Tube 11****Weight: 1****Volume: 1****Dilution: 1**

Label	Replicates Concentration		
Ag 328.068	0.1508	-0.3121u	0.0166u
Al 308.215	111.596	107.729	105.575
As 188.980	0.3913	-0.0042u	1.9460
B 249.678	4.7398	4.0540	4.3839
Ba 389.178	2.3899	2.4971	3.0923
Be 313.042	-0.0890u	-0.0674u	-0.0691u
Ca 370.602	34374	34272	34115
Cd 226.502	-0.1529u	-0.1132u	-0.1021u
Co 228.615	-0.4297u	-0.2967u	-0.6047u
Cr 267.716	0.2085	0.2517	0.1597
Cu 324.754	0.4517	0.3434	0.1979
Fe 271.441	206.761	212.681	208.501
K 766.491	408.193	407.287	404.673
Mg 279.078	5285.52	5299.67	5285.35
Mn 257.610	1.5303	1.4976	1.3253
Mo 202.032	0.4516	0.3778	-0.2638u
Na 330.237	2306.08	2255.18	2266.86
Ni 231.604	0.3613	-0.4364u	0.2122
Pb 220.353	1.8623	1.0834	0.2258
Sb 206.834	-1.6834u	-3.8805u	0.3742
Se 196.026	2.4805	2.2514	-0.5254u
Sn 189.925	0.2481	-0.7584u	1.1091
Sr 216.596	213.943	214.085	214.067
Ti 334.941	6.2261	6.7720	6.8429
Tl 190.794	0.4232	0.4371	1.7945
V 292.401	0.2103	0.1685u	0.4402
Zn 206.200	2.2360	0.5448	2.5144

Label	Sol'n Conc.	Units	SD	%RSD	Int. (c/s)
Ag 328.068	-0.0482	ppb	0.2382	493.6	-6.7596
Al 308.215	108.300	ppb	3.0506	2.8	961.780
As 188.980	0.7777	ppb	1.0309	132.6	-1.6830
B 249.678	4.3926	ppb	0.3430	7.8	102.220
Ba 389.178	2.6598	ppb	0.3784	14.2	58.8779
Be 313.042	-0.0752	ppb	0.0120	15.9	-194.026
Ca 370.602	34253	ppb	130.5	0.4	139568
Cd 226.502	-0.1228	ppb	0.0267	21.8	2.3681
Co 228.615	-0.4437	ppb	0.1545	34.8	-0.0944
Cr 267.716	0.2066	ppb	0.0460	22.3	49.1817
Cu 324.754	0.3310	ppb	0.1274	38.5	247.898
Fe 271.441	209.314	ppb	3.0424	1.5	321.466
K 766.491	406.718	ppb	1.8278	0.4	14237.8
Mg 279.078	5290.18	ppb	8.2177	0.2	12669.9
Mn 257.610	1.4510	ppb	0.1101	7.6	153.515
Mo 202.032	0.1886	ppb	0.3935	208.7	6.2041
Na 330.237	2276.04	ppb	26.6651	1.2	116.202
Ni 231.604	0.0457	ppb	0.4241	928.1	5.3654
Pb 220.353	1.0571	ppb	0.8186	77.4	1.0538
Sb 206.834	-1.7299	ppb	2.1277	123.0	-2.2428
Se 196.026	1.4021	ppb	1.6732	119.3	2.6802
Sn 189.925	0.1996	ppb	0.9347	468.3	-2.0891
Sr 216.596	214.032	ppb	0.0777	0.0	2984.52
Ti 334.941	6.6137	ppb	0.3375	5.1	624.681
Tl 190.794	0.8849	ppb	0.7877	89.0	-2.9938
V 292.401	0.2730	ppb	0.1463	53.6	0.1677
Zn 206.200	1.7650	ppb	1.0659	60.4	7.2674

E10172012.wvq. All Data Report 10/22/2012, 11:23:18 AM

mb 680-253003/1-b (Samp) **10/17/2012, 2:55:09 PM** **Rack 1, Tube 12**
Weight: 1 **Volume: 1** **Dilution: 1**

Label	Replicates Concentration		
Ag 328.068	0.0512	-0.2699u	0.0854
Al 308.215	5.4055	4.4881	6.0044
As 188.980	0.7756	3.4362	1.4853
B 249.678	0.9951	0.9096	0.9134
Ba 389.178	-0.3827u	-0.7228u	-0.1555u
Be 313.042	-0.0642u	-0.0737u	-0.0748u
Ca 370.602	1.228	1.051	2.047
Cd 226.502	-0.1188u	-0.0459u	0.1120
Co 228.615	0.0449	-0.2835u	0.1011
Cr 267.716	-0.3352u	-0.5530u	-0.4422u
Cu 324.754	0.0740	-0.0362u	0.0122
Fe 271.441	1.4685	-5.9172u	1.8882
K 766.491	-2.8127u	-2.3075u	-2.4614u
Mg 279.078	3.0026	1.9263	3.4897
Mn 257.610	-0.2391u	-0.2416u	-0.2092u
Mo 202.032	-0.1212u	0.4907	-0.1187u
Na 330.237	-135.693u	-31.2272u	30.8948
Ni 231.604	0.3020	-1.3204u	-0.2149u
Pb 220.353	1.2846	0.9618	-0.6625u
Sb 206.834	0.1456	-0.9149u	-0.3621u
Se 196.026	3.0218	-0.9508u	-2.4056u
Sn 189.925	-0.3602u	-0.5024u	-0.0736u
Sr 216.596	-0.1982u	-0.1862u	-0.0681u
Ti 334.941	-0.1473u	-0.0007u	-0.0934u
Tl 190.794	0.8142	1.0803	1.7260
V 292.401	-0.2854u	-0.2155u	-0.2245u
Zn 206.200	1.5046	1.3798	1.9103

Label	Sol'n Conc.	Units	SD	%RSD	Int. (c/s)
Ag 328.068	-0.0444	ppb	0.1960	441.2	-4.2279
Al 308.215	5.2993	ppb	0.7637	14.4	303.082
As 188.980	1.8990	ppb	1.3777	72.5	-0.7675
B 249.678	0.9394	ppb	0.0483	5.1	56.0676
Ba 389.178	-0.4203	ppb	0.2855	67.9	-3.9114
Be 313.042	-0.0709	ppb	0.0059	8.3	-197.342
Ca 370.602	1.442	ppb	0.5315	36.9	44.85
Cd 226.502	-0.0176	ppb	0.1180	671.9	2.9920
Co 228.615	-0.0458	ppb	0.2077	453.3	4.8877
Cr 267.716	-0.4435	ppb	0.1089	24.6	18.1982
Cu 324.754	0.0167	ppb	0.0553	331.2	227.984
Fe 271.441	-0.8535	ppb	4.3903	514.4	-5.7057
K 766.491	-2.5272	ppb	0.2589	10.2	265.490
Mg 279.078	2.8062	ppb	0.8000	28.5	12.3126
Mn 257.610	-0.2300	ppb	0.0180	7.8	24.2183
Mo 202.032	0.0836	ppb	0.3526	421.8	5.3587
Na 330.237	-45.3418	ppb	84.1860	185.7	-4.6302
Ni 231.604	-0.4111	ppb	0.8288	201.6	3.5336
Pb 220.353	0.5280	ppb	1.0435	197.6	0.1439
Sb 206.834	-0.3771	ppb	0.5304	140.7	-0.2648
Se 196.026	-0.1116	ppb	2.8093	2518.3	2.0032
Sn 189.925	-0.3121	ppb	0.2184	70.0	-2.6060
Sr 216.596	-0.1508	ppb	0.0719	47.7	2.1646
Ti 334.941	-0.0805	ppb	0.0742	92.2	-32.1566
Tl 190.794	1.2068	ppb	0.4689	38.9	-2.4688
V 292.401	-0.2418	ppb	0.0380	15.7	-8.3426
Zn 206.200	1.5982	ppb	0.2773	17.4	259.8854

E10172012.wvq. All Data Report 10/22/2012, 11:23:18 AM

ics 680-253003/2-b (Samp) 10/17/2012, 3:12:26 PM Rack 1, Tube 15
 Weight: 1 Volume: 1 Dilution: 1

Label	Replicates Concentration		
Ag 328.068	49.1087	48.7369	48.5005
Al 308.215	4939.36	4927.19	4925.79
As 188.980	102.234	99.4953	102.284
B 249.678	205.173	203.902	202.846
Ba 389.178	98.2628	98.0605	98.2004
Be 313.042	50.4272	50.2619	50.1574
Ca 370.602	4980	4967	4970
Cd 226.502	51.3971	51.6228	51.0312
Co 228.615	51.3266	51.1602	50.7070
Cr 267.716	100.337	99.9595	99.5739
Cu 324.754	104.481	104.519	103.689
Fe 271.441	5043.46	5031.12	5023.80
K 766.491	5170.33	5155.94	5147.66
Mg 279.078	5021.71	5010.02	5008.97
Mn 257.610	511.581	510.973	508.960
Mo 202.032	99.8387	99.9637	99.8635
Na 330.237	4684.01	4672.73	4529.42
Ni 231.604	102.794	101.601	101.423
Pb 220.353	50.9734	51.2615	52.3240
Sb 206.834	49.3636	48.5564	49.1860
Se 196.026	98.2999	106.280	100.373
Sn 189.925	102.538	103.252	100.712
Sr 216.596	103.999	103.373	102.658
Ti 334.941	103.285	102.830	102.074
Tl 190.794	41.0350	41.7257	42.0707
V 292.401	101.131	100.814	100.689
Zn 206.200	102.890	103.278	101.540

Label	Sol'n Conc.	Units	SD	%RSD	Int. (c/s)
Ag 328.068	48.7820	ppb	0.3066	0.6	3071.89
Al 308.215	4930.78	ppb	7.4638	0.2	31811.7
As 188.980	101.338	ppb	1.5957	1.6	79.3133
B 249.678	203.974	ppb	1.1653	0.6	2774.23
Ba 389.178	98.1746	ppb	0.1036	0.1	1970.69
Be 313.042	50.2822	ppb	0.1360	0.3	73751.6
Ca 370.602	4972	ppb	7.017	0.1	18165
Cd 226.502	51.3504	ppb	0.2986	0.6	2578.76
Co 228.615	51.0646	ppb	0.3207	0.6	667.487
Cr 267.716	99.9569	ppb	0.3818	0.4	4787.75
Cu 324.754	104.230	ppb	0.4688	0.4	6802.55
Fe 271.441	5032.80	ppb	9.9362	0.2	7818.43
K 766.491	5157.98	ppb	11.4724	0.2	176454
Mg 279.078	5013.57	ppb	7.0738	0.1	12001.0
Mn 257.610	510.505	ppb	1.3717	0.3	37011.0
Mo 202.032	99.8887	ppb	0.0662	0.1	817.141
Na 330.237	4628.72	ppb	86.1828	1.9	236.721
Ni 231.604	101.940	ppb	0.7456	0.7	362.261
Pb 220.353	51.5196	ppb	0.7113	1.4	87.7116
Sb 206.834	49.0353	ppb	0.4242	0.9	71.8722
Se 196.026	101.651	ppb	4.1405	4.1	47.4848
Sn 189.925	102.167	ppb	1.3102	1.3	97.1827
Sr 216.596	103.343	ppb	0.6713	0.6	1446.77
Ti 334.941	102.730	ppb	0.6115	0.6	10056.5
Tl 190.794	41.6105	ppb	0.5274	1.3	59.3364
V 292.401	100.878	ppb	0.2276	0.2	2565.70
Zn 206.200	102.570	ppb	0.9126	0.9	151.600

E10172012.wvq. All Data Report 10/22/2012, 11:23:18 AM

680-83724-m-1-k (Samp) 10/17/2012, 3:18:11 PM Rack 1, Tube 16

Weight: 1

Volume: 1

Dilution: 1

Label	Replicates Concentration		
Ag 328.068	-0.0767u	-0.2276u	-0.0079u
Al 308.215	195.238	203.764	198.273
As 188.980	3.2733	0.6449	2.1379
B 249.678	9.8364	8.8889	8.9727
Ba 389.178	35.4938	36.0968	34.7323
Be 313.042	0.0969	0.0801	0.0963
Ca 370.602	689.0	700.6	687.1
Cd 226.502	-0.0462u	0.0565	0.1722
Co 228.615	1.0679	1.0310	0.3044
Cr 267.716	-0.2997u	-0.1445u	-0.0681u
Cu 324.754	2.3160	2.3179	1.8342
Fe 271.441	38.1711	34.9595	35.5628
K 766.491	864.729	880.273	863.176
Mg 279.078	793.146	819.146	792.534
Mn 257.610	17.9677	18.5188	17.8823
Mo 202.032	0.3204	0.5709	0.5620
Na 330.237	2746.80	2861.56	2977.89
Ni 231.604	1.2830	1.7746	0.8163
Pb 220.353	1.6129	-0.6862u	-0.9161u
Sb 206.834	1.4280	-0.6780u	-2.3821u
Se 196.026	1.6108	-2.9261u	-2.8245u
Sn 189.925	0.4264	-0.8976u	-0.8815u
Sr 216.596	8.7557	8.9980	9.1253
Ti 334.941	2.2597	2.5108	2.2925
Tl 190.794	1.7265	1.8551	2.3628
V 292.401	-0.0485u	0.1358	-0.0908u
Zn 206.200	4.0820	5.7516	5.8913

Label	Sol'n Conc.	Units	SD	%RSD	Int. (c/s)
Ag 328.068	-0.1041	ppb	0.1124	108.0	-8.1029
Al 308.215	199.092	ppb	4.3217	2.2	1542.37
As 188.980	2.0187	ppb	1.3183	65.3	-0.6722
B 249.678	9.2327	ppb	0.5245	5.7	167.205
Ba 389.178	35.4409	ppb	0.6838	1.9	712.528
Be 313.042	0.0911	ppb	0.0095	10.4	40.5229
Ca 370.602	692.2	ppb	7.312	1.1	2845
Cd 226.502	0.0608	ppb	0.1093	179.6	7.1387
Co 228.615	0.8011	ppb	0.4305	53.7	15.9258
Cr 267.716	-0.1708	ppb	0.1180	69.1	31.2131
Cu 324.754	2.1560	ppb	0.2787	12.9	362.932
Fe 271.441	36.2311	ppb	1.7069	4.7	51.9831
K 766.491	869.393	ppb	9.4548	1.1	30034.4
Mg 279.078	801.608	ppb	15.1910	1.9	1924.33
Mn 257.610	18.1229	ppb	0.3455	1.9	1354.08
Mo 202.032	0.4844	ppb	0.1421	29.3	8.6237
Na 330.237	2862.08	ppb	115.545	4.0	147.065
Ni 231.604	1.2913	ppb	0.4792	37.1	9.5284
Pb 220.353	0.0035	ppb	1.3985	39500.5	-0.7640
Sb 206.834	-0.5441	ppb	1.9086	350.8	-0.5078
Se 196.026	-1.3799	ppb	2.5906	187.7	1.4366
Sn 189.925	-0.4509	ppb	0.7598	168.5	-2.7396
Sr 216.596	8.9596	ppb	0.1878	2.1	128.918
Ti 334.941	2.3544	ppb	0.1365	5.8	206.677
Tl 190.794	1.9815	ppb	0.3365	17.0	-1.2591
V 292.401	-0.0012	ppb	0.1205	10066.0	-2.3284
Zn 206.200	5.2416	ppb	1.0067	19.2	12.1432

E10172012.wvq. All Data Report 10/22/2012, 11:23:18 AM

680-83724-m-1-kSD^5 (Samp) 10/17/2012, 3:23:57 PM Rack 1, Tube 17

Weight: 1

Volume: 1

Dilution: 1

Label	Replicates Concentration		
Ag 328.068	0.0423	-0.2696u	-0.4565u
Al 308.215	42.0432	42.1438	43.6918
As 188.980	-1.3736u	0.0623	3.6202
B 249.678	2.8954	2.4519	2.7717
Ba 389.178	6.6017	6.6393	6.7636
Be 313.042	-0.0351u	-0.0433u	-0.0324u
Ca 370.602	132.9	134.0	134.4
Cd 226.502	0.0386	-0.0440u	-0.0007
Co 228.615	-0.4113u	0.0721	0.2623
Cr 267.716	-0.2728u	-0.3294u	-0.4554u
Cu 324.754	0.4633	0.4329	0.0901
Fe 271.441	1.4007	9.2833	8.5563
K 766.491	161.890	163.007	162.581
Mg 279.078	158.085	155.790	155.772
Mn 257.610	3.1674	3.3607	3.3638
Mo 202.032	0.3131	0.4211	0.2896
Na 330.237	475.573	448.393	448.509
Ni 231.604	0.0901	0.0848	0.0402
Pb 220.353	0.9432	-0.7212u	-0.2786u
Sb 206.834	-0.4303u	0.2176	0.7888
Se 196.026	1.5300	1.4678	1.2281
Sn 189.925	-1.2259u	-0.3281u	-0.9723u
Sr 216.596	1.2472	1.6398	1.9800
Ti 334.941	0.3445	0.5174	0.3956
Tl 190.794	0.9263	0.1270	-0.2759u
V 292.401	-0.1061u	-0.1944u	-0.2169u
Zn 206.200	0.7285	0.8178	1.5864

Label	Sol'n Conc.	Units	SD	%RSD	Int. (c/s)
Ag 328.068	-0.2279	ppb	0.2520	110.6	-15.8179
Al 308.215	42.6263	ppb	0.9242	2.2	541.789
As 188.980	0.7696	ppb	2.5710	334.1	-1.6858
B 249.678	2.7063	ppb	0.2289	8.5	79.7469
Ba 389.178	6.6682	ppb	0.0847	1.3	137.699
Be 313.042	-0.0369	ppb	0.0056	15.3	-147.480
Ca 370.602	133.8	ppb	0.7871	0.6	581.1
Cd 226.502	-0.0020	ppb	0.0413	2019.3	3.8120
Co 228.615	-0.0256	ppb	0.3473	1355.4	5.1582
Cr 267.716	-0.3525	ppb	0.0935	26.5	22.5288
Cu 324.754	0.3288	ppb	0.2072	63.0	247.676
Fe 271.441	6.4134	ppb	4.3564	67.9	5.5805
K 766.491	162.492	ppb	0.5636	0.3	5899.54
Mg 279.078	156.549	ppb	1.3300	0.8	380.313
Mn 257.610	3.2973	ppb	0.1125	3.4	279.805
Mo 202.032	0.3413	ppb	0.0701	20.6	7.4557
Na 330.237	457.492	ppb	15.6593	3.4	21.6112
Ni 231.604	0.0717	ppb	0.0274	38.2	5.2294
Pb 220.353	-0.0189	ppb	0.8620	4565.1	-0.7986
Sb 206.834	0.1920	ppb	0.6099	317.6	0.5703
Se 196.026	1.4086	ppb	0.1594	11.3	2.6824
Sn 189.925	-0.8421	ppb	0.4628	55.0	-3.1218
Sr 216.596	1.6223	ppb	0.3667	22.6	26.8245
Ti 334.941	0.4192	ppb	0.0889	21.2	16.8561
Tl 190.794	0.2591	ppb	0.6119	236.2	-3.9107
V 292.401	-0.1725	ppb	0.0586	34.0	-6.6100
Zn 206.200	1.0442	ppb	0.4717	45.2	256.0927

E10172012.wvq. All Data Report 10/22/2012, 11:23:18 AM

680-83724-m-1-kPDS (Samp) 10/17/2012, 3:29:43 PM Rack 1, Tube 18**Weight: 1****Volume: 1****Dilution: 1**

Label	Replicates Concentration		
Ag 328.068	61.4682	56.2157	53.2605
Al 308.215	2540.91	2380.37	2293.13
As 188.980	2361.34	2218.49	2135.71
B 249.678	1182.12	1117.80	1076.03
Ba 389.178	2438.25	2284.14	2196.98
Be 313.042	58.8092	54.9825	52.7379
Ca 370.602	6374	5994	5775
Cd 226.502	61.0776	57.1745	54.9031
Co 228.615	621.547	571.865	562.988
Cr 267.716	236.219	220.711	211.821
Cu 324.754	317.502	294.775	284.993
Fe 271.441	1264.48	1174.19	1132.05
K 766.491	7007.34	6656.96	6433.68
Mg 279.078	6690.86	6299.38	6078.46
Mn 257.610	622.296	584.051	555.366
Mo 202.032	593.681	559.194	536.071
Na 330.237	8851.26	8328.59	8169.35
Ni 231.604	615.459	575.793	558.466
Pb 220.353	602.690	568.709	543.848
Sb 206.834	601.951	559.888	537.809
Se 196.026	2401.51	2244.54	2146.66
Sn 189.925	1204.46	1131.12	1087.80
Sr 216.596	618.631	589.537	569.123
Ti 334.941	1188.67	1109.20	1064.08
Tl 190.794	2496.72	2357.32	2263.39
V 292.401	599.568	560.572	538.916
Zn 206.200	603.908	566.251	543.615

Label	Sol'n Conc.	Units	SD	%RSD	Int. (c/s)
Ag 328.068	56.9814	ppb	4.1571	7.3	3585.81
Al 308.215	2404.80	ppb	125.681	5.2	15709.9
As 188.980	2238.51	ppb	114.142	5.1	1814.75
B 249.678	1125.32	ppb	53.4424	4.7	15126.0
Ba 389.178	2306.45	ppb	122.176	5.3	46036.9
Be 313.042	55.5099	ppb	3.0698	5.5	81465.6
Ca 370.602	6048	ppb	303.3	5.0	24287
Cd 226.502	57.7184	ppb	3.1230	5.4	2881.60
Co 228.615	585.466	ppb	31.5603	5.4	7609.94
Cr 267.716	222.917	ppb	12.3481	5.5	10623.6
Cu 324.754	299.090	ppb	16.6787	5.6	19111.5
Fe 271.441	1190.24	ppb	67.6564	5.7	1911.54
K 766.491	6699.32	ppb	289.169	4.3	229078
Mg 279.078	6356.23	ppb	310.137	4.9	15214.5
Mn 257.610	587.238	ppb	33.5788	5.7	42566.0
Mo 202.032	562.982	ppb	28.9911	5.1	4584.51
Na 330.237	8449.73	ppb	356.731	4.2	429.011
Ni 231.604	583.239	ppb	29.2171	5.0	2048.71
Pb 220.353	571.749	ppb	29.5388	5.2	981.642
Sb 206.834	566.549	ppb	32.5858	5.8	827.097
Se 196.026	2264.24	ppb	128.560	5.7	1013.64
Sn 189.925	1141.13	ppb	58.9676	5.2	1108.82
Sr 216.596	592.430	ppb	24.8804	4.2	8202.89
Ti 334.941	1120.65	ppb	63.0814	5.6	109929
Tl 190.794	2372.48	ppb	117.404	4.9	3620.44
V 292.401	566.352	ppb	30.7360	5.4	14427.4
Zn 206.200	571.258	ppb	30.4568	5.3	824.635

E10172012.wvq. All Data Report 10/22/2012, 11:23:18 AM

680-83724-m-1-l ms (Samp) 10/17/2012, 3:35:30 PM Rack 1, Tube 19**Weight: 1****Volume: 1****Dilution: 1**

Label	Replicates Concentration		
Ag 328.068	49.8776	48.4729	48.0788
Al 308.215	5471.56	5267.51	5189.91
As 188.980	107.239	104.383	102.569
B 249.678	218.202	208.659	206.448
Ba 389.178	136.459	131.402	129.815
Be 313.042	52.8464	50.8338	50.0531
Ca 370.602	5913	5703	5623
Cd 226.502	53.6757	51.7324	50.9243
Co 228.615	54.3525	52.0178	51.0509
Cr 267.716	103.895	99.9378	98.1437
Cu 324.754	113.155	108.425	104.507
Fe 271.441	5335.48	5112.15	5056.35
K 766.491	6277.20	6094.05	6041.78
Mg 279.078	6078.97	5848.95	5753.15
Mn 257.610	551.384	529.582	517.876
Mo 202.032	106.255	102.238	100.575
Na 330.237	7599.27	7560.96	7302.56
Ni 231.604	107.732	103.695	103.330
Pb 220.353	53.2026	54.2237	53.0090
Sb 206.834	50.9138	51.7176	51.0547
Se 196.026	109.889	99.4656	97.1408
Sn 189.925	107.072	101.018	101.835
Sr 216.596	117.289	112.779	110.528
Ti 334.941	109.443	105.620	102.629
Tl 190.794	40.6251	42.0104	39.4462
V 292.401	106.058	101.691	100.316
Zn 206.200	111.972	107.496	106.112

Label	Sol'n Conc.	Units	SD	%RSD	Int. (c/s)
Ag 328.068	48.8098	ppb	0.9456	1.9	3073.50
Al 308.215	5309.66	ppb	145.481	2.7	34234.7
As 188.980	104.730	ppb	2.3540	2.2	82.0641
B 249.678	211.103	ppb	6.2467	3.0	2869.71
Ba 389.178	132.559	ppb	3.4696	2.6	2657.79
Be 313.042	51.2444	ppb	1.4412	2.8	75164.6
Ca 370.602	5747	ppb	149.9	2.6	21267
Cd 226.502	52.1108	ppb	1.4142	2.7	2617.22
Co 228.615	52.4737	ppb	1.6973	3.2	685.780
Cr 267.716	100.659	ppb	2.9428	2.9	4821.17
Cu 324.754	108.696	ppb	4.3305	4.0	7084.30
Fe 271.441	5167.99	ppb	147.703	2.9	8028.60
K 766.491	6137.68	ppb	123.625	2.0	209903
Mg 279.078	5893.69	ppb	167.457	2.8	14107.6
Mn 257.610	532.947	ppb	17.0059	3.2	38637.2
Mo 202.032	103.023	ppb	2.9202	2.8	842.643
Na 330.237	7487.60	ppb	161.385	2.2	385.831
Ni 231.604	104.919	ppb	2.4428	2.3	372.732
Pb 220.353	53.4784	ppb	0.6526	1.2	91.0692
Sb 206.834	51.2287	ppb	0.4292	0.8	75.0708
Se 196.026	102.165	ppb	6.7896	6.6	47.7150
Sn 189.925	103.309	ppb	3.2850	3.2	98.2959
Sr 216.596	113.532	ppb	3.4427	3.0	1588.64
Ti 334.941	105.897	ppb	3.4155	3.2	10367.2
Tl 190.794	40.6939	ppb	1.2835	3.2	57.9602
V 292.401	102.688	ppb	2.9980	2.9	2611.55
Zn 206.200	108.527	ppb	3.0627	2.8	160.184

E10172012.wvq. All Data Report 10/22/2012, 11:23:18 AM

680-83724-m-1-m msd (Samp) 10/17/2012, 3:41:16 PM Rack 1, Tube 20**Weight: 1****Volume: 1****Dilution: 1**

Label	Replicates Concentration		
Ag 328.068	49.5474	48.9669	49.2275
Al 308.215	5221.69	5180.99	5201.35
As 188.980	102.506	104.820	103.481
B 249.678	206.428	204.662	205.889
Ba 389.178	133.707	131.627	131.815
Be 313.042	51.4169	50.5512	50.6508
Ca 370.602	5757	5664	5687
Cd 226.502	52.1671	51.5133	51.6794
Co 228.615	52.2563	51.8054	52.0808
Cr 267.716	101.420	99.4256	99.6228
Cu 324.754	108.893	107.024	107.356
Fe 271.441	5182.49	5097.08	5119.78
K 766.491	6162.88	6097.39	6112.18
Mg 279.078	5903.50	5803.99	5823.35
Mn 257.610	535.853	527.343	525.976
Mo 202.032	102.406	101.079	101.297
Na 330.237	7548.28	7614.54	7391.88
Ni 231.604	104.410	103.910	102.411
Pb 220.353	50.5252	53.4495	53.8262
Sb 206.834	48.6038	50.8180	45.9068
Se 196.026	97.9089	97.2524	94.7179
Sn 189.925	101.911	100.851	104.755
Sr 216.596	114.272	111.752	112.011
Ti 334.941	106.862	104.247	104.169
Tl 190.794	42.9061	40.0283	41.6021
V 292.401	103.044	101.155	101.477
Zn 206.200	110.225	108.509	108.339

Label	Sol'n Conc.	Units	SD	%RSD	Int. (c/s)
Ag 328.068	49.2473	ppb	0.2908	0.6	3101.11
Al 308.215	5201.34	ppb	20.3516	0.4	33542.0
As 188.980	103.603	ppb	1.1618	1.1	81.1518
B 249.678	205.659	ppb	0.9052	0.4	2796.77
Ba 389.178	132.383	ppb	1.1502	0.9	2654.21
Be 313.042	50.8730	ppb	0.4737	0.9	74619.1
Ca 370.602	5702	ppb	48.37	0.8	21104
Cd 226.502	51.7866	ppb	0.3398	0.7	2600.92
Co 228.615	52.0475	ppb	0.2272	0.4	680.283
Cr 267.716	100.156	ppb	1.0989	1.1	4797.28
Cu 324.754	107.758	ppb	0.9970	0.9	7025.11
Fe 271.441	5133.12	ppb	44.2401	0.9	7974.38
K 766.491	6124.15	ppb	34.3472	0.6	209441
Mg 279.078	5843.61	ppb	52.7597	0.9	13987.7
Mn 257.610	529.724	ppb	5.3521	1.0	38403.7
Mo 202.032	101.594	ppb	0.7119	0.7	831.019
Na 330.237	7518.24	ppb	114.332	1.5	387.442
Ni 231.604	103.577	ppb	1.0402	1.0	368.032
Pb 220.353	52.6003	ppb	1.8070	3.4	89.5636
Sb 206.834	48.4429	ppb	2.4596	5.1	70.9917
Se 196.026	96.6264	ppb	1.6851	1.7	45.2403
Sn 189.925	102.506	ppb	2.0185	2.0	97.5138
Sr 216.596	112.678	ppb	1.3862	1.2	1576.77
Ti 334.941	105.093	ppb	1.5327	1.5	10288.3
Tl 190.794	41.5122	ppb	1.4410	3.5	59.2108
V 292.401	101.892	ppb	1.0106	1.0	2591.38
Zn 206.200	109.024	ppb	1.0436	1.0	160.901

E10172012.wvq. All Data Report 10/22/2012, 11:23:18 AM

680-83724-f-2-e (Samp) **10/17/2012, 3:47:03 PM** **Rack 1, Tube 21**
Weight: 1 **Volume: 1** **Dilution: 1**

Label	Replicates Concentration		
Ag 328.068	-0.3422u	-0.0416u	-0.0711u
Al 308.215	249.458	248.805	254.790
As 188.980	0.8664	4.2069	-1.4582u
B 249.678	7.3557	7.6349	6.8351
Ba 389.178	21.4140	21.8303	22.4417
Be 313.042	0.0250	0.0001	0.0159
Ca 370.602	920.8	923.7	931.8
Cd 226.502	0.2756	0.3796	0.3021
Co 228.615	1.5784	1.5732	1.5992
Cr 267.716	-0.0104u	0.0731	0.0059
Cu 324.754	4.6598	4.7485	4.9640
Fe 271.441	289.989	291.045	291.592
K 766.491	1517.69	1520.72	1535.29
Mg 279.078	700.168	700.552	708.702
Mn 257.610	36.8282	37.2667	37.5627
Mo 202.032	0.7615	0.7376	0.4968
Na 330.237	1293.38	1239.60	1348.57
Ni 231.604	2.1668	2.1369	1.9813
Pb 220.353	0.3877	0.4184	1.6312
Sb 206.834	0.0481	-0.4473u	-1.6857u
Se 196.026	-1.9076u	-1.9588u	-0.7005u
Sn 189.925	-1.6064u	-1.3045u	-2.0729u
Sr 216.596	7.1651	7.4719	7.3485
Ti 334.941	6.4869	6.3963	6.4575
Tl 190.794	-0.1131u	0.8620	0.5277
V 292.401	0.4343	0.4150	0.4643
Zn 206.200	50.8501	51.5625	51.3524

Label	Sol'n Conc.	Units	SD	%RSD	Int. (c/s)
Ag 328.068	-0.1516	ppb	0.1657	109.3	-11.1400
Al 308.215	251.017	ppb	3.2833	1.3	1874.47
As 188.980	1.2050	ppb	2.8477	236.3	-1.3347
B 249.678	7.2752	ppb	0.4059	5.6	140.808
Ba 389.178	21.8954	ppb	0.5169	2.4	442.150
Be 313.042	0.0136	ppb	0.0126	92.4	-72.9098
Ca 370.602	925.5	ppb	5.688	0.6	3688
Cd 226.502	0.3191	ppb	0.0540	16.9	20.9365
Co 228.615	1.5836	ppb	0.0138	0.9	26.1916
Cr 267.716	0.0229	ppb	0.0443	193.6	40.4597
Cu 324.754	4.7908	ppb	0.1564	3.3	529.138
Fe 271.441	290.876	ppb	0.8148	0.3	447.531
K 766.491	1524.57	ppb	9.4137	0.6	52403.1
Mg 279.078	703.141	ppb	4.8199	0.7	1688.37
Mn 257.610	37.2192	ppb	0.3696	1.0	2736.65
Mo 202.032	0.6653	ppb	0.1464	22.0	10.0826
Na 330.237	1293.85	ppb	54.4862	4.2	64.8306
Ni 231.604	2.0950	ppb	0.0996	4.8	12.3477
Pb 220.353	0.8124	ppb	0.7093	87.3	0.6351
Sb 206.834	-0.6950	ppb	0.8930	128.5	-0.7244
Se 196.026	-1.5223	ppb	0.7121	46.8	1.3739
Sn 189.925	-1.6613	ppb	0.3871	23.3	-3.9187
Sr 216.596	7.3285	ppb	0.1544	2.1	106.829
Ti 334.941	6.4469	ppb	0.0462	0.7	608.268
Tl 190.794	0.4255	ppb	0.4955	116.5	-3.6457
V 292.401	0.4379	ppb	0.0248	5.7	8.9838
Zn 206.200	51.2550	ppb	0.3660	0.7	78.2843

E10172012.wvq. All Data Report 10/22/2012, 11:23:18 AM

mb 680-252972/1-a (Samp) 10/17/2012, 3:52:50 PM Rack 1, Tube 22

Weight: 1

Volume: 1

Dilution: 1

Label	Replicates Concentration		
Ag 328.068	-0.0164u	-0.0392u	-0.0996u
Al 308.215	7.6354	6.9925	7.9559
As 188.980	-1.1750u	-2.1769u	0.7198
B 249.678	2.2026	1.6354	1.8856
Ba 389.178	0.1006	-0.3516u	-0.7526u
Be 313.042	-0.0739u	-0.0534u	-0.0584u
Ca 370.602	3.380	2.502	3.267
Cd 226.502	-0.0222u	-0.0213u	-0.0203u
Co 228.615	-0.4744u	-0.6630u	-0.5968u
Cr 267.716	-0.3521u	-0.3071u	-0.4309u
Cu 324.754	4.3512	4.4968	4.2724
Fe 271.441	1.8322	2.2704	3.5230
K 766.491	-2.9201u	-2.9906u	-2.9080u
Mg 279.078	6.7982	3.4920	3.0096
Mn 257.610	-0.2621u	-0.1192u	-0.1522u
Mo 202.032	0.0868	0.4702	0.6984
Na 330.237	16.7369	230.619	122.432
Ni 231.604	1.0248	0.2628	-0.2176u
Pb 220.353	1.4067	0.8421	1.2361
Sb 206.834	-3.1965u	-1.1438u	-1.4948u
Se 196.026	0.1114	-3.7469u	-0.6166u
Sn 189.925	-1.5119u	-0.3061u	-0.7579u
Sr 216.596	-0.5182u	-0.5756u	-0.1860u
Ti 334.941	0.1627	0.0790	0.0560
Tl 190.794	2.0249	0.4187	1.0673
V 292.401	-0.0620u	-0.1643u	-0.2794u
Zn 206.200	2.1228	1.2186	0.5134

Label	Sol'n Conc.	Units	SD	%RSD	Int. (c/s)
Ag 328.068	-0.0517	ppb	0.0430	83.1	-4.6871
Al 308.215	7.5279	ppb	0.4907	6.5	317.349
As 188.980	-0.8774	ppb	1.4711	167.7	-3.0240
B 249.678	1.9079	ppb	0.2842	14.9	69.0473
Ba 389.178	-0.3345	ppb	0.4269	127.6	-2.1959
Be 313.042	-0.0619	ppb	0.0107	17.3	-184.172
Ca 370.602	3.050	ppb	0.4777	15.7	50.22
Cd 226.502	-0.0213	ppb	0.0010	4.5	2.8173
Co 228.615	-0.5780	ppb	0.0957	16.6	-2.0230
Cr 267.716	-0.3633	ppb	0.0626	17.2	22.0075
Cu 324.754	4.3734	ppb	0.1139	2.6	502.734
Fe 271.441	2.5419	ppb	0.8775	34.5	-0.4854
K 766.491	-2.9396	ppb	0.0446	1.5	251.411
Mg 279.078	4.4333	ppb	2.0623	46.5	16.2077
Mn 257.610	-0.1779	ppb	0.0748	42.1	27.9940
Mo 202.032	0.4184	ppb	0.3091	73.9	8.0829
Na 330.237	123.263	ppb	106.944	86.8	4.1711
Ni 231.604	0.3567	ppb	0.6265	175.7	6.2218
Pb 220.353	1.1616	ppb	0.2895	24.9	1.2341
Sb 206.834	-1.9450	ppb	1.0979	56.4	-2.5713
Se 196.026	-1.4174	ppb	2.0500	144.6	1.4198
Sn 189.925	-0.8586	ppb	0.6092	70.9	-3.1381
Sr 216.596	-0.4266	ppb	0.2104	49.3	-1.7175
Ti 334.941	0.0992	ppb	0.0562	56.6	-14.5344
Tl 190.794	1.1703	ppb	0.8080	69.0	-2.5274
V 292.401	-0.1686	ppb	0.1088	64.5	-6.5155
Zn 206.200	1.2849	ppb	0.8068	62.8	6.4346

E10172012.wvq. All Data Report 10/22/2012, 11:23:18 AM

ics 680-252972/2-a (Samp) 10/17/2012, 3:58:38 PM Rack 1, Tube 23

Weight: 1

Volume: 1

Dilution: 1

Label	Replicates Concentration		
Ag 328.068	48.2065	48.1716	47.4974
Al 308.215	4947.38	4955.94	4881.17
As 188.980	101.817	101.761	97.4583
B 249.678	197.608	198.518	195.107
Ba 389.178	97.9344	97.0498	96.1394
Be 313.042	51.0311	51.0789	50.2002
Ca 370.602	4969	4968	4906
Cd 226.502	50.7355	50.7372	50.2902
Co 228.615	50.5221	51.1528	49.9224
Cr 267.716	99.6382	99.5883	97.7557
Cu 324.754	106.256	106.409	104.945
Fe 271.441	5049.31	5049.39	4978.42
K 766.491	4998.01	5004.22	4948.69
Mg 279.078	4948.77	4968.60	4869.07
Mn 257.610	509.872	510.888	500.663
Mo 202.032	101.371	102.702	100.345
Na 330.237	4338.02	4560.15	4515.53
Ni 231.604	100.546	103.303	100.115
Pb 220.353	51.5858	49.5018	51.3770
Sb 206.834	47.0868	49.4273	52.0262
Se 196.026	91.5264	101.161	97.6597
Sn 189.925	97.5834	99.0348	97.4236
Sr 216.596	100.918	102.276	100.762
Ti 334.941	101.945	102.501	100.156
Tl 190.794	40.7916	37.8294	38.0983
V 292.401	101.598	101.710	100.524
Zn 206.200	98.5366	100.679	99.3054

Label	Sol'n Conc.	Units	SD	%RSD	Int. (c/s)
Ag 328.068	47.9585	ppb	0.3997	0.8	3020.00
Al 308.215	4928.17	ppb	40.9226	0.8	31795.0
As 188.980	100.345	ppb	2.5004	2.5	78.5133
B 249.678	197.078	ppb	1.7660	0.9	2681.81
Ba 389.178	97.0412	ppb	0.8975	0.9	1947.98
Be 313.042	50.7701	ppb	0.4941	1.0	74468.0
Ca 370.602	4948	ppb	36.20	0.7	18074
Cd 226.502	50.5876	ppb	0.2575	0.5	2540.73
Co 228.615	50.5324	ppb	0.6152	1.2	660.546
Cr 267.716	98.9941	ppb	1.0727	1.1	4742.01
Cu 324.754	105.870	ppb	0.8043	0.8	6906.01
Fe 271.441	5025.71	ppb	40.9510	0.8	7807.36
K 766.491	4983.64	ppb	30.4243	0.6	170502
Mg 279.078	4928.81	ppb	52.6831	1.1	11798.1
Mn 257.610	507.141	ppb	5.6333	1.1	36767.4
Mo 202.032	101.473	ppb	1.1821	1.2	830.029
Na 330.237	4471.23	ppb	117.503	2.6	228.528
Ni 231.604	101.321	ppb	1.7295	1.7	360.090
Pb 220.353	50.8215	ppb	1.1477	2.3	86.5084
Sb 206.834	49.5134	ppb	2.4708	5.0	72.5536
Se 196.026	96.7824	ppb	4.8769	5.0	45.3096
Sn 189.925	98.0139	ppb	0.8877	0.9	93.1387
Sr 216.596	101.318	ppb	0.8326	0.8	1418.58
Ti 334.941	101.534	ppb	1.2252	1.2	9939.14
Tl 190.794	38.9064	ppb	1.6381	4.2	55.2101
V 292.401	101.277	ppb	0.6547	0.6	2575.79
Zn 206.200	99.5069	ppb	1.0852	1.1	147.201

E10172012.wvq. All Data Report 10/22/2012, 11:23:18 AM

680-83647-c-2-a (Samp) **10/17/2012, 4:04:25 PM** **Rack 1, Tube 24****Weight: 1****Volume: 1****Dilution: 1**

Label	Replicates Concentration		
Ag 328.068	-0.2822u	-0.1539u	-0.2773u
Al 308.215	3262.52	3311.86	3285.12
As 188.980	2.7394	2.2187	3.8570
B 249.678	24.4233	24.1364	24.4930
Ba 389.178	173.460	175.901	174.505
Be 313.042	0.0919	0.1004	0.0991
Ca 370.602	145630	147168	145932
Cd 226.502	6.3534	6.4974	6.4625
Co 228.615	1.6641	1.8588	2.0804
Cr 267.716	5.6258	5.8694	5.6724
Cu 324.754	12.9338	13.5674	13.3052
Fe 271.441	5094.05	5164.49	5112.47
K 766.491	3740.63	3775.95	3743.34
Mg 279.078	17552.8	17843.0	17640.1
Mn 257.610	715.269	729.078	715.492
Mo 202.032	2.4223	2.4676	2.3869
Na 330.237	7840.56	7908.86	7618.18
Ni 231.604	8.8435	7.9718	8.1950
Pb 220.353	3.9596	6.4951	4.0564
Sb 206.834	-1.7110u	0.3760	1.5564
Se 196.026	0.3900	0.7932	-7.0745u
Sn 189.925	-0.6457u	-1.5512u	-0.8316u
Sr 216.596	378.257	387.616	380.692
Ti 334.941	16.7822	17.3856	16.8428
Tl 190.794	0.1451	-1.9424u	-1.9426u
V 292.401	4.5293	4.3773	4.5931
Zn 206.200	32.5310	32.8556	29.7843

Label	Sol'n Conc.	Units	SD	%RSD	Int. (c/s)
Ag 328.068	-0.2378	ppb	0.0727	30.6	-21.8729
Al 308.215	3286.50	ppb	24.6990	0.8	21286.1
As 188.980	2.9384	ppb	0.8371	28.5	0.0343
B 249.678	24.3509	ppb	0.1890	0.8	366.592
Ba 389.178	174.622	ppb	1.2245	0.7	3489.29
Be 313.042	0.0971	ppb	0.0045	4.7	90.1877
Ca 370.602	146243	ppb	814.8	0.6	593961
Cd 226.502	6.4378	ppb	0.0752	1.2	359.530
Co 228.615	1.8678	ppb	0.2083	11.2	30.3325
Cr 267.716	5.7226	ppb	0.1293	2.3	312.825
Cu 324.754	13.2688	ppb	0.3184	2.4	1063.93
Fe 271.441	5123.67	ppb	36.5326	0.7	7956.32
K 766.491	3753.30	ppb	19.6564	0.5	128496
Mg 279.078	17678.6	ppb	148.864	0.8	42317.6
Mn 257.610	719.946	ppb	7.9091	1.1	52192.6
Mo 202.032	2.4256	ppb	0.0404	1.7	24.2277
Na 330.237	7789.20	ppb	151.995	2.0	401.921
Ni 231.604	8.3368	ppb	0.4528	5.4	35.1301
Pb 220.353	4.8370	ppb	1.4367	29.7	7.7146
Sb 206.834	0.0738	ppb	1.6545	2241.9	0.5569
Se 196.026	-1.9638	ppb	4.4306	225.6	1.1935
Sn 189.925	-1.0095	ppb	0.4783	47.4	-3.2066
Sr 216.596	382.188	ppb	4.8555	1.3	5345.18
Ti 334.941	17.0035	ppb	0.3323	2.0	1644.46
Tl 190.794	-1.2466	ppb	1.2052	96.7	-6.0361
V 292.401	4.4999	ppb	0.1108	2.5	92.8863
Zn 206.200	31.7236	ppb	1.6873	5.3	50.6623

E10172012.wvq. All Data Report 10/22/2012, 11:23:18 AM

680-83647-c-3-a (Samp) 10/17/2012, 4:21:42 PM Rack 1, Tube 27
 Weight: 1 Volume: 1 Dilution: 1

Label	Replicates Concentration		
Ag 328.068	-0.1706u	-0.1147u	-0.2438u
Al 308.215	241.202	231.979	244.602
As 188.980	-0.0805u	2.0848	0.0241
B 249.678	51.8609	50.1410	51.0552
Ba 389.178	54.2469	51.1663	53.6484
Be 313.042	-0.0335u	-0.0425u	-0.0357u
Ca 370.602	46599	45272	47285
Cd 226.502	0.1386	0.2013	0.2146
Co 228.615	10.7175	10.6197	10.8717
Cr 267.716	0.1994	0.0295	0.2535
Cu 324.754	1.6965	1.4641	1.2702
Fe 271.441	1059.78	1034.58	1071.73
K 766.491	6170.84	6008.13	6234.75
Mg 279.078	14760.8	14396.6	15009.6
Mn 257.610	929.747	915.723	948.826
Mo 202.032	0.2600	0.4426	0.2826
Na 330.237	17994.5	17391.2	18264.0
Ni 231.604	7.0622	7.1849	8.4678
Pb 220.353	1.2263	0.6409	0.8627
Sb 206.834	-0.2828u	-0.5141u	0.3094
Se 196.026	-2.0570u	4.5143	6.2577
Sn 189.925	-1.5930u	-0.1101u	-1.3634u
Sr 216.596	185.124	179.291	187.774
Ti 334.941	6.0107	5.9218	6.1355
Tl 190.794	0.7865	-0.7155	0.9328
V 292.401	0.5499	0.4826	0.4514
Zn 206.200	8.3335	7.0184	7.9398

Label	Sol'n Conc.	Units	SD	%RSD	Int. (c/s)
Ag 328.068	-0.1763	ppb	0.0647	36.7	-14.8724
Al 308.215	239.261	ppb	6.5317	2.7	1799.26
As 188.980	0.6761	ppb	1.2211	180.6	-1.7653
B 249.678	51.0191	ppb	0.8605	1.7	726.653
Ba 389.178	53.0205	ppb	1.6335	3.1	1073.79
Be 313.042	-0.0372	ppb	0.0047	12.5	-136.844
Ca 370.602	46386	ppb	1024	2.2	188694
Cd 226.502	0.1848	ppb	0.0406	21.9	22.1197
Co 228.615	10.7363	ppb	0.1270	1.2	144.951
Cr 267.716	0.1608	ppb	0.1169	72.7	47.5423
Cu 324.754	1.4769	ppb	0.2134	14.4	320.156
Fe 271.441	1055.36	ppb	18.9660	1.8	1636.74
K 766.491	6137.91	ppb	116.849	1.9	209911
Mg 279.078	14722.3	ppb	308.309	2.1	35237.8
Mn 257.610	931.432	ppb	16.6160	1.8	67496.8
Mo 202.032	0.3284	ppb	0.0995	30.3	7.2986
Na 330.237	17883.2	ppb	446.931	2.5	930.242
Ni 231.604	7.5716	ppb	0.7785	10.3	32.1450
Pb 220.353	0.9099	ppb	0.2956	32.5	1.0077
Sb 206.834	-0.1625	ppb	0.4247	261.4	0.0757
Se 196.026	2.9050	ppb	4.3847	150.9	3.3545
Sn 189.925	-1.0222	ppb	0.7982	78.1	-3.2663
Sr 216.596	184.063	ppb	4.3398	2.4	2570.51
Ti 334.941	6.0227	ppb	0.1074	1.8	566.476
Tl 190.794	0.3346	ppb	0.9123	272.7	-2.4224
V 292.401	0.4947	ppb	0.0503	10.2	2.7257
Zn 206.200	7.7639	ppb	0.6750	8.7	16.1540

E10172012.wvq. All Data Report 10/22/2012, 11:23:18 AM

680-83647-c-4-a (Samp) 10/17/2012, 4:27:27 PM Rack 1, Tube 28

Weight: 1

Volume: 1

Dilution: 1

Label	Replicates Concentration		
Ag 328.068	-0.3057u	0.0216u	-0.0408u
Al 308.215	17.1509	15.6250	15.8763
As 188.980	1.4997	1.5380	3.6409
B 249.678	58.0437	58.2274	58.5793
Ba 389.178	51.8448	50.5808	52.1155
Be 313.042	-0.0821u	-0.0802u	-0.0732u
Ca 370.602	110101	109191	109726
Cd 226.502	0.5499	0.4660	0.4735
Co 228.615	3.9312	3.9386	4.5179
Cr 267.716	0.0119	-0.1619u	0.0218
Cu 324.754	0.6409	0.6104	0.4241
Fe 271.441	597.838	585.407	589.529
K 766.491	8198.43	8075.33	8126.39
Mg 279.078	45282.8	45072.4	45284.7
Mn 257.610	6956.44	6951.09	7006.57
Mo 202.032	-0.0394u	0.1757	0.6408
Na 330.237	10137.6	10051.8	9762.17
Ni 231.604	2.5477	3.2821	3.6318
Pb 220.353	0.0131	1.0714	0.6353
Sb 206.834	0.9264	3.0270	-0.7935u
Se 196.026	-2.9959u	4.5815	6.5933
Sn 189.925	0.7382	0.2572	1.1931
Sr 216.596	312.336	309.256	314.362
Ti 334.941	0.4471	0.5965	0.3947
Tl 190.794	-2.0310	-4.2963	-2.3420
V 292.401	0.1401u	0.3407u	0.3353u
Zn 206.200	4.2968	2.9679	1.7766

Label	Sol'n Conc.	Units	SD	%RSD	Int. (c/s)
Ag 328.068	-0.1083	ppb	0.1738	160.5	-12.2171
Al 308.215	16.2174	ppb	0.8182	5.0	372.860
As 188.980	2.2262	ppb	1.2253	55.0	-0.5045
B 249.678	58.2835	ppb	0.2722	0.5	824.326
Ba 389.178	51.5137	ppb	0.8191	1.6	1071.75
Be 313.042	-0.0785	ppb	0.0047	6.0	-181.204
Ca 370.602	109672	ppb	457.2	0.4	447108
Cd 226.502	0.4965	ppb	0.0464	9.3	43.4576
Co 228.615	4.1292	ppb	0.3366	8.2	59.0819
Cr 267.716	-0.0427	ppb	0.1033	241.7	37.5920
Cu 324.754	0.5585	ppb	0.1173	21.0	262.164
Fe 271.441	590.925	ppb	6.3318	1.1	916.351
K 766.491	8133.38	ppb	61.8486	0.8	278040
Mg 279.078	45213.3	ppb	122.015	0.3	108152
Mn 257.610	6971.37	ppb	30.6029	0.4	504824
Mo 202.032	0.2590	ppb	0.3477	134.2	6.7542
Na 330.237	9983.87	ppb	196.737	2.0	516.506
Ni 231.604	3.1539	ppb	0.5533	17.5	17.9526
Pb 220.353	0.5733	ppb	0.5319	92.8	1.6709
Sb 206.834	1.0533	ppb	1.9134	181.7	1.8476
Se 196.026	2.7263	ppb	5.0566	185.5	3.2731
Sn 189.925	0.7295	ppb	0.4680	64.2	-1.5310
Sr 216.596	311.984	ppb	2.5710	0.8	4354.48
Ti 334.941	0.4795	ppb	0.1047	21.8	23.2903
Tl 190.794	-2.8898	ppb	1.2280	42.5	2.7948
V 292.401	0.2720	ppb	0.1143	42.0	-22.8515
Zn 206.200	3.0138	ppb	1.2607	41.8	10.1623

E10172012.wvq. All Data Report 10/22/2012, 11:23:18 AM

680-83647-c-4-aSD^5 (Samp) 10/17/2012, 4:33:13 PM Rack 1, Tube 29

Weight: 1

Volume: 1

Dilution: 1

Label	Replicates Concentration		
Ag 328.068	-0.1230u	-0.1897u	-0.1624u
Al 308.215	8.9878	8.8111	11.5394
As 188.980	2.1852	0.7833	1.4956
B 249.678	13.3277	13.1682	14.7827
Ba 389.178	9.3914	8.6573	9.8169
Be 313.042	-0.0726u	-0.0802u	-0.0577u
Ca 370.602	22609	21201	23892
Cd 226.502	0.2207	0.0925	0.0326
Co 228.615	0.7979	0.6747	0.5982
Cr 267.716	-0.2911u	-0.3403u	-0.2418u
Cu 324.754	0.0021	-0.0539u	0.4914
Fe 271.441	129.676	123.257	137.594
K 766.491	1627.53	1533.54	1673.28
Mg 279.078	9558.99	9002.91	10208.9
Mn 257.610	1526.95	1464.12	1657.22
Mo 202.032	0.2878	-0.0850u	0.3434
Na 330.237	2075.91	1940.91	2361.77
Ni 231.604	0.8661	0.1453	0.5331
Pb 220.353	-0.3265u	2.0472	1.6352
Sb 206.834	-0.9495u	-2.3562u	1.2835
Se 196.026	4.2296	1.2877	-4.0732u
Sn 189.925	2.1885	0.5769	-0.7923u
Sr 216.596	67.5063	63.4095	71.5872
Ti 334.941	0.2096	0.2326	0.1307
Tl 190.794	-1.9165u	-0.4432	-1.6718
V 292.401	-0.3131u	0.0252u	0.1257u
Zn 206.200	0.9956	0.0385	1.0453

Label	Sol'n Conc.	Units	SD	%RSD	Int. (c/s)
Ag 328.068	-0.1584	ppb	0.0335	21.2	-12.2727
Al 308.215	9.7794	ppb	1.5267	15.6	331.725
As 188.980	1.4880	ppb	0.7010	47.1	-1.1025
B 249.678	13.7595	ppb	0.8897	6.5	227.824
Ba 389.178	9.2885	ppb	0.5866	6.3	198.274
Be 313.042	-0.0702	ppb	0.0114	16.3	-190.682
Ca 370.602	22567	ppb	1346	6.0	92034
Cd 226.502	0.1153	ppb	0.0961	83.3	12.7017
Co 228.615	0.6903	ppb	0.1007	14.6	14.4493
Cr 267.716	-0.2910	ppb	0.0493	16.9	25.5168
Cu 324.754	0.1465	ppb	0.3000	204.7	236.173
Fe 271.441	130.176	ppb	7.1818	5.5	198.382
K 766.491	1611.45	ppb	71.2435	4.4	55369.4
Mg 279.078	9590.26	ppb	603.590	6.3	22943.8
Mn 257.610	1549.43	ppb	98.4932	6.4	112232
Mo 202.032	0.1821	ppb	0.2330	128.0	6.1529
Na 330.237	2126.20	ppb	214.890	10.1	108.223
Ni 231.604	0.5149	ppb	0.3608	70.1	7.1854
Pb 220.353	1.1186	ppb	1.2684	113.4	1.4826
Sb 206.834	-0.6740	ppb	1.8355	272.3	-0.6965
Se 196.026	0.4813	ppb	4.2097	874.6	2.2685
Sn 189.925	0.6577	ppb	1.4920	226.9	-1.6491
Sr 216.596	67.5010	ppb	4.0888	6.1	945.369
Ti 334.941	0.1910	ppb	0.0534	28.0	-5.4183
Tl 190.794	-1.3438	ppb	0.7895	58.8	-3.8037
V 292.401	-0.0541	ppb	0.2299	425.2	-9.4198
Zn 206.200	0.6931	ppb	0.5674	81.9	5.8472

E10172012.wvq. All Data Report 10/22/2012, 11:23:18 AM

680-83647-c-4-aPDS (Samp) 10/17/2012, 4:38:59 PM Rack 1, Tube 30**Weight: 1****Volume: 1****Dilution: 1**

Label	Replicates Concentration		
Ag 328.068	55.6218	50.6631	50.9995
Al 308.215	2218.49	2044.83	2053.86
As 188.980	2176.99	2014.42	2016.46
B 249.678	1135.38	1062.38	1079.87
Ba 389.178	2231.78	2065.72	2081.14
Be 313.042	54.6561	50.6442	51.0981
Ca 370.602	120871	111741	112417
Cd 226.502	54.6417	50.5301	51.4557
Co 228.615	561.648	516.253	515.757
Cr 267.716	212.590	196.196	198.897
Cu 324.754	298.124	276.414	272.597
Fe 271.441	1720.91	1584.88	1587.62
K 766.491	14600.4	13733.9	13779.9
Mg 279.078	53014.4	49145.9	49644.3
Mn 257.610	7940.48	7319.71	7525.90
Mo 202.032	545.600	503.390	509.061
Na 330.237	16333.2	15083.3	14996.5
Ni 231.604	536.415	501.905	511.860
Pb 220.353	537.592	497.999	503.473
Sb 206.834	547.370	507.578	509.712
Se 196.026	2217.41	2064.36	2100.37
Sn 189.925	1081.75	996.066	1013.32
Sr 216.596	890.843	808.741	812.901
Ti 334.941	1077.36	1002.36	1030.25
Tl 190.794	2224.41	2054.40	2074.41
V 292.401	548.673	508.608	511.324
Zn 206.200	521.630	481.051	489.060

Label	Sol'n Conc.	Units	SD	%RSD	Int. (c/s)
Ag 328.068	52.4281	ppb	2.7709	5.3	3295.37
Al 308.215	2105.73	ppb	97.7579	4.6	13792.4
As 188.980	2069.29	ppb	93.2737	4.5	1677.41
B 249.678	1092.54	ppb	38.1186	3.5	14686.4
Ba 389.178	2126.21	ppb	91.7466	4.3	42478.3
Be 313.042	52.1328	ppb	2.1969	4.2	76530.3
Ca 370.602	115010	ppb	5087	4.4	468515
Cd 226.502	52.2092	ppb	2.1569	4.1	2621.68
Co 228.615	531.219	ppb	26.3533	5.0	6905.33
Cr 267.716	202.561	ppb	8.7894	4.3	9657.34
Cu 324.754	282.378	ppb	13.7688	4.9	18055.7
Fe 271.441	1631.13	ppb	77.7579	4.8	2592.82
K 766.491	14038.0	ppb	487.549	3.5	479635
Mg 279.078	50601.5	ppb	2104.42	4.2	121044
Mn 257.610	7595.36	ppb	316.160	4.2	550008
Mo 202.032	519.350	ppb	22.9094	4.4	4229.54
Na 330.237	15471.0	ppb	747.921	4.8	794.168
Ni 231.604	516.727	ppb	17.7622	3.4	1817.58
Pb 220.353	513.021	ppb	21.4542	4.2	882.158
Sb 206.834	521.553	ppb	22.3833	4.3	761.417
Se 196.026	2127.38	ppb	80.0222	3.8	952.499
Sn 189.925	1030.38	ppb	45.3185	4.4	1001.05
Sr 216.596	837.495	ppb	46.2477	5.5	11626.9
Ti 334.941	1036.65	ppb	37.9080	3.7	101688
Tl 190.794	2117.74	ppb	92.9209	4.4	3242.90
V 292.401	522.868	ppb	22.3888	4.3	13291.9
Zn 206.200	497.247	ppb	21.4928	4.3	719.581

E10172012.wvq. All Data Report 10/22/2012, 11:23:18 AM

680-83647-c-4-b ms (Samp) 10/17/2012, 4:44:46 PM Rack 1, Tube 31**Weight: 1****Volume: 1****Dilution: 1**

Label	Replicates Concentration		
Ag 328.068	50.3496	50.1698	50.8030
Al 308.215	5214.16	5212.69	5253.07
As 188.980	104.093	102.773	102.333
B 249.678	262.679	261.850	267.107
Ba 389.178	148.034	148.325	150.807
Be 313.042	51.3441	51.3149	52.1138
Ca 370.602	113162	113054	114382
Cd 226.502	51.4162	51.0628	51.8955
Co 228.615	54.1615	54.0471	55.1495
Cr 267.716	99.7660	99.9591	101.717
Cu 324.754	131.700	131.841	129.908
Fe 271.441	5630.51	5622.94	5686.38
K 766.491	13897.4	13899.8	13952.5
Mg 279.078	49709.6	49590.1	50558.8
Mn 257.610	7411.74	7371.32	7612.12
Mo 202.032	102.645	102.794	104.217
Na 330.237	14732.3	14659.6	14753.2
Ni 231.604	104.452	104.761	106.697
Pb 220.353	51.7321	51.8661	48.9739
Sb 206.834	51.7094	51.3557	53.8336
Se 196.026	108.477	112.000	107.316
Sn 189.925	102.375	96.5981	103.985
Sr 216.596	411.381	409.963	416.750
Ti 334.941	103.578	103.675	107.394
Tl 190.794	41.2643	37.7273	41.2191
V 292.401	103.502	103.496	104.634
Zn 206.200	100.199	99.4564	100.206

Label	Sol'n Conc.	Units	SD	%RSD	Int. (c/s)
Ag 328.068	50.4408	ppb	0.3263	0.6	3172.54
Al 308.215	5226.64	ppb	22.9005	0.4	33703.8
As 188.980	103.066	ppb	0.9158	0.9	80.7135
B 249.678	263.879	ppb	2.8264	1.1	3576.81
Ba 389.178	149.055	ppb	1.5237	1.0	3025.07
Be 313.042	51.5909	ppb	0.4530	0.9	75700.5
Ca 370.602	113533	ppb	737.8	0.6	460692
Cd 226.502	51.4582	ppb	0.4180	0.8	2599.02
Co 228.615	54.4527	ppb	0.6062	1.1	711.436
Cr 267.716	100.481	ppb	1.0748	1.1	4812.98
Cu 324.754	131.150	ppb	1.0778	0.8	8500.24
Fe 271.441	5646.61	ppb	34.6460	0.6	8774.67
K 766.491	13916.6	ppb	31.1368	0.2	475489
Mg 279.078	49952.8	ppb	528.177	1.1	119492
Mn 257.610	7465.06	ppb	128.954	1.7	540576
Mo 202.032	103.219	ppb	0.8678	0.8	844.209
Na 330.237	14715.0	ppb	49.1195	0.3	760.869
Ni 231.604	105.303	ppb	1.2168	1.2	375.962
Pb 220.353	50.8574	ppb	1.6325	3.2	87.9948
Sb 206.834	52.2996	ppb	1.3402	2.6	76.6554
Se 196.026	109.264	ppb	2.4393	2.2	50.8882
Sn 189.925	100.986	ppb	3.8844	3.8	96.0930
Sr 216.596	412.698	ppb	3.5801	0.9	5760.33
Ti 334.941	104.883	ppb	2.1758	2.1	10268.2
Tl 190.794	40.0702	ppb	2.0291	5.1	68.4164
V 292.401	103.878	ppb	0.6552	0.6	2614.76
Zn 206.200	99.9538	ppb	0.4308	0.4	149.072

E10172012.wvq. All Data Report 10/22/2012, 11:23:18 AM

680-83647-c-4-c msd (Samp) 10/17/2012, 4:50:33 PM Rack 1, Tube 32**Weight: 1****Volume: 1****Dilution: 1**

Label	Replicates Concentration		
Ag 328.068	50.0893	49.8441	50.1427
Al 308.215	5179.23	5194.86	5231.58
As 188.980	104.737	105.162	103.108
B 249.678	257.340	259.027	263.591
Ba 389.178	147.870	148.511	150.401
Be 313.042	51.1644	51.2461	51.9960
Ca 370.602	113327	113599	114830
Cd 226.502	51.3254	51.3168	51.8204
Co 228.615	53.7815	54.3308	54.7067
Cr 267.716	98.6254	99.1980	100.522
Cu 324.754	109.790	109.947	110.334
Fe 271.441	5594.14	5612.44	5667.77
K 766.491	13946.6	13946.3	14052.7
Mg 279.078	49942.8	50027.2	50789.3
Mn 257.610	7435.72	7420.13	7622.18
Mo 202.032	100.441	102.087	103.053
Na 330.237	14608.6	14710.9	15041.2
Ni 231.604	102.869	102.826	106.664
Pb 220.353	48.8658	52.2790	54.0387
Sb 206.834	50.3803	53.1166	52.9640
Se 196.026	104.107	99.8363	107.839
Sn 189.925	98.1915	101.819	104.193
Sr 216.596	411.240	410.604	418.272
Ti 334.941	103.061	102.563	106.035
Tl 190.794	37.5444	35.0144	37.9492
V 292.401	102.673	102.815	103.448
Zn 206.200	99.4040	100.031	101.458

Label	Sol'n Conc.	Units	SD	%RSD	Int. (c/s)
Ag 328.068	50.0254	ppb	0.1592	0.3	3146.35
Al 308.215	5201.89	ppb	26.8726	0.5	33545.5
As 188.980	104.336	ppb	1.0841	1.0	81.7523
B 249.678	259.986	ppb	3.2340	1.2	3524.66
Ba 389.178	148.927	ppb	1.3162	0.9	3022.86
Be 313.042	51.4688	ppb	0.4584	0.9	75521.2
Ca 370.602	113918	ppb	800.8	0.7	462280
Cd 226.502	51.4875	ppb	0.2883	0.6	2600.41
Co 228.615	54.2730	ppb	0.4653	0.9	709.104
Cr 267.716	99.4485	ppb	0.9728	1.0	4763.95
Cu 324.754	110.023	ppb	0.2799	0.3	7167.95
Fe 271.441	5624.78	ppb	38.3335	0.7	8740.75
K 766.491	13981.9	ppb	61.3400	0.4	477717
Mg 279.078	50253.1	ppb	466.266	0.9	120210
Mn 257.610	7492.68	ppb	112.422	1.5	542576
Mo 202.032	101.860	ppb	1.3210	1.3	833.157
Na 330.237	14786.9	ppb	226.068	1.5	764.615
Ni 231.604	104.120	ppb	2.2035	2.1	371.832
Pb 220.353	51.7278	ppb	2.6302	5.1	89.5031
Sb 206.834	52.1536	ppb	1.5377	2.9	76.4446
Se 196.026	103.928	ppb	4.0045	3.9	48.5039
Sn 189.925	101.401	ppb	3.0222	3.0	96.4971
Sr 216.596	413.372	ppb	4.2557	1.0	5769.77
Ti 334.941	103.886	ppb	1.8772	1.8	10170.4
Tl 190.794	36.8360	ppb	1.5905	4.3	63.5457
V 292.401	102.979	ppb	0.4124	0.4	2591.75
Zn 206.200	100.297	ppb	1.0525	1.0	149.581

E10172012.wvq. All Data Report 10/22/2012, 11:23:18 AM

680-83737-c-2-a (Samp) **10/17/2012, 4:56:20 PM** **Rack 1, Tube 33****Weight: 1****Volume: 1****Dilution: 1**

Label	Replicates Concentration		
Ag 328.068	0.0593	-0.0157u	-0.1422u
Al 308.215	33.4308	37.8216	37.1166
As 188.980	5.2914	2.3277	0.1850
B 249.678	50.2871	52.7567	50.8888
Ba 389.178	157.637	167.627	162.765
Be 313.042	-0.0668u	-0.0697u	-0.0704u
Ca 370.602	66592	69925	68379
Cd 226.502	0.4162	0.2628	0.3535
Co 228.615	1.0147	0.8320	0.5461
Cr 267.716	-0.1242u	-0.1137u	-0.0016
Cu 324.754	0.4531	0.8924	1.0704
Fe 271.441	6048.32	6368.17	6209.32
K 766.491	4967.32	5163.63	5070.87
Mg 279.078	11351.9	11911.6	11678.9
Mn 257.610	4202.98	4387.51	4301.86
Mo 202.032	0.4805	0.5563	0.3099
Na 330.237	7443.72	8111.26	7778.64
Ni 231.604	2.1198	1.7333	2.7264
Pb 220.353	1.5367	0.3363	1.2819
Sb 206.834	1.0352	1.5071	1.8008
Se 196.026	3.1015	7.6991	2.3941
Sn 189.925	0.3221	0.4740	-0.9551u
Sr 216.596	184.565	193.521	188.917
Ti 334.941	0.6040	0.8469	0.8095
Tl 190.794	-3.7880	0.5918	-0.6937
V 292.401	0.1929u	0.0578u	0.0169u
Zn 206.200	4.9491	4.7293	4.0875

Label	Sol'n Conc.	Units	SD	%RSD	Int. (c/s)
Ag 328.068	-0.0329	ppb	0.1019	310.1	-7.1579
Al 308.215	36.1230	ppb	2.3580	6.5	500.181
As 188.980	2.6014	ppb	2.5642	98.6	-0.1997
B 249.678	51.3109	ppb	1.2877	2.5	727.253
Ba 389.178	162.676	ppb	4.9957	3.1	3255.56
Be 313.042	-0.0689	ppb	0.0019	2.8	-177.271
Ca 370.602	68299	ppb	1668	2.4	275933
Cd 226.502	0.3442	ppb	0.0771	22.4	50.9435
Co 228.615	0.7976	ppb	0.2362	29.6	16.1540
Cr 267.716	-0.0798	ppb	0.0680	85.1	37.6157
Cu 324.754	0.8053	ppb	0.3177	39.5	277.731
Fe 271.441	6208.60	ppb	159.922	2.6	9639.13
K 766.491	5067.27	ppb	98.2061	1.9	173357
Mg 279.078	11647.5	ppb	281.176	2.4	27833.6
Mn 257.610	4297.45	ppb	92.3414	2.1	311192
Mo 202.032	0.4489	ppb	0.1262	28.1	7.9865
Na 330.237	7777.87	ppb	333.768	4.3	401.615
Ni 231.604	2.1932	ppb	0.5006	22.8	13.4175
Pb 220.353	1.0516	ppb	0.6325	60.1	2.1114
Sb 206.834	1.4477	ppb	0.3862	26.7	2.5309
Se 196.026	4.3982	ppb	2.8805	65.5	4.0397
Sn 189.925	-0.0530	ppb	0.7849	1479.9	-2.3156
Sr 216.596	189.001	ppb	4.4789	2.4	2654.45
Ti 334.941	0.7535	ppb	0.1308	17.4	49.9007
Tl 190.794	-1.2966	ppb	2.2513	173.6	-0.4345
V 292.401	0.0892	ppb	0.0921	103.2	-14.9305
Zn 206.200	4.5886	ppb	0.4477	9.8	11.5270

E10172012.wvq. All Data Report 10/22/2012, 11:23:18 AM

680-83737-c-3-a (Samp) **10/17/2012, 5:02:07 PM** **Rack 1, Tube 34****Weight: 1****Volume: 1****Dilution: 1**

Label	Replicates Concentration		
Ag 328.068	-0.1597u	-0.5628u	0.0083u
Al 308.215	20.7526	23.7201	22.4651
As 188.980	6.4753	6.2395	3.6731
B 249.678	150.411	162.359	156.195
Ba 389.178	190.320	203.150	195.203
Be 313.042	-0.0576u	-0.0612u	-0.0627u
Ca 370.602	71341	76141	73312
Cd 226.502	-0.3157	-0.3278	-0.3597
Co 228.615	-0.1853u	-0.5938u	-0.2793u
Cr 267.716	-0.4176u	-0.4097u	-0.2604u
Cu 324.754	0.7002	0.5728	0.4755
Fe 271.441	17764.9	19007.5	18308.2
K 766.491	9569.69	10179.8	9796.84
Mg 279.078	30703.8	33250.1	31612.6
Mn 257.610	107.626	114.945	110.270
Mo 202.032	0.3812	-0.0835u	0.1097u
Na 330.237	14646.4	15494.2	15108.1
Ni 231.604	1.0567	1.0151	1.5937
Pb 220.353	1.8804	-0.6368u	1.3815
Sb 206.834	0.7467	2.7187	1.7217
Se 196.026	1.7905	2.6411	3.6907
Sn 189.925	-2.1507u	-0.9617u	1.4787
Sr 216.596	413.231	443.679	427.194
Ti 334.941	0.5092	0.4304	0.5647
Tl 190.794	0.6709u	-0.5222u	0.1030u
V 292.401	0.1721	-0.0061u	0.0994u
Zn 206.200	3.6815	4.3809	4.0920

Label	Sol'n Conc.	Units	SD	%RSD	Int. (c/s)
Ag 328.068	-0.2381	ppb	0.2935	123.3	-25.7445
Al 308.215	22.3126	ppb	1.4896	6.7	411.897
As 188.980	5.4626	ppb	1.5543	28.5	2.1265
B 249.678	156.322	ppb	5.9746	3.8	2126.99
Ba 389.178	196.224	ppb	6.4756	3.3	3951.86
Be 313.042	-0.0605	ppb	0.0026	4.3	-163.889
Ca 370.602	73598	ppb	2413	3.3	292126
Cd 226.502	-0.3344	ppb	0.0228	6.8	61.5914
Co 228.615	-0.3528	ppb	0.2140	60.6	1.8602
Cr 267.716	-0.3626	ppb	0.0886	24.4	28.2516
Cu 324.754	0.5829	ppb	0.1127	19.3	263.690
Fe 271.441	18360.2	ppb	622.924	3.4	28510.3
K 766.491	9848.79	ppb	308.372	3.1	336607
Mg 279.078	31855.5	ppb	1290.37	4.1	76266.0
Mn 257.610	110.947	ppb	3.7060	3.3	8129.32
Mo 202.032	0.1358	ppb	0.2335	171.9	4.7623
Na 330.237	15082.9	ppb	424.464	2.8	778.921
Ni 231.604	1.2219	ppb	0.3227	26.4	11.4065
Pb 220.353	0.8750	ppb	1.3328	152.3	1.3191
Sb 206.834	1.7290	ppb	0.9860	57.0	3.1738
Se 196.026	2.7075	ppb	0.9518	35.2	3.3267
Sn 189.925	-0.5446	ppb	1.8503	339.8	-2.7893
Sr 216.596	428.035	ppb	15.2416	3.6	6009.71
Ti 334.941	0.5014	ppb	0.0675	13.5	25.7936
Tl 190.794	0.0839	ppb	0.5968	711.4	-7.8005
V 292.401	0.0885	ppb	0.0896	101.3	-3.0839
Zn 206.200	4.0515	ppb	0.3515	8.7	257.3623

E10172012.wvq. All Data Report 10/22/2012, 11:23:18 AM

680-83737-c-4-a (Samp) 10/17/2012, 5:07:55 PM Rack 1, Tube 35

Weight: 1

Volume: 1

Dilution: 1

Label	Replicates Concentration		
Ag 328.068	-0.8857u	-1.3788u	-1.3586u
Al 308.215	127238	126976	126954
As 188.980	22.9260	21.0075	19.8334
B 249.678	-29.1698u	-29.3205u	-30.7062u
Ba 389.178	632.043	630.098	629.948
Be 313.042	7.9448	7.9312	7.9073
Ca 370.602	275255	274007	273022
Cd 226.502	-1.5562	-1.6568	-1.9743
Co 228.615	86.3920	86.8502	86.1319
Cr 267.716	202.957	202.086	201.046
Cu 324.754	79.5438	79.5381	80.0017
Fe 271.441	188174	188205	187868
K 766.491	16921.8	16899.7	16934.5
Mg 279.078	62906.3	62716.4	62419.5
Mn 257.610	1669.37	1663.41	1643.59
Mo 202.032	4.0425	3.8750	3.3266
Na 330.237	11718.4	11792.5	11698.8
Ni 231.604	212.265	213.021	211.308
Pb 220.353	53.0212	50.0899	52.9438
Sb 206.834	-0.1975	1.4627	-3.1310
Se 196.026	5.2847	-4.7057u	-0.8517
Sn 189.925	5.7027	0.3783	2.3197
Sr 216.596	868.927	864.078	853.934
Ti 334.941	169.016	167.597	165.634
Tl 190.794	-0.7734u	4.2191u	1.6848u
V 292.401	127.460	127.082	127.134
Zn 206.200	412.021	410.915	411.372

Label	Sol'n Conc.	Units	SD	%RSD	Int. (c/s)
Ag 328.068	-1.2077	ppb	0.2791	23.1	-133.552
Al 308.215	127056	ppb	158.320	0.1	812778
As 188.980	21.2557	ppb	1.5612	7.3	13.5823
B 249.678	-29.7322	ppb	0.8469	2.8	-475.808
Ba 389.178	630.696	ppb	1.1685	0.2	12664.9
Be 313.042	7.9278	ppb	0.0190	0.2	11638.6
Ca 370.602	274094	ppb	1119	0.4	1036273
Cd 226.502	-1.7291	ppb	0.2182	12.6	648.466
Co 228.615	86.4580	ppb	0.3637	0.4	1140.59
Cr 267.716	202.030	ppb	0.9568	0.5	9696.84
Cu 324.754	79.6945	ppb	0.2660	0.3	5253.83
Fe 271.441	188082	ppb	186.044	0.1	292100
K 766.491	16918.7	ppb	17.6030	0.1	577985
Mg 279.078	62680.7	ppb	245.354	0.4	150039
Mn 257.610	1658.79	ppb	13.4933	0.8	120343
Mo 202.032	3.7480	ppb	0.3744	10.0	28.5768
Na 330.237	11736.6	ppb	49.4057	0.4	556.861
Ni 231.604	212.198	ppb	0.8584	0.4	758.796
Pb 220.353	52.0183	ppb	1.6705	3.2	89.3874
Sb 206.834	-0.6219	ppb	2.3261	374.0	6.2121
Se 196.026	-0.0909	ppb	5.0384	5542.4	2.6697
Sn 189.925	2.8002	ppb	2.6945	96.2	0.5597
Sr 216.596	862.313	ppb	7.6508	0.9	12479.9
Ti 334.941	167.416	ppb	1.6982	1.0	16415.5
Tl 190.794	1.7102	ppb	2.4963	146.0	-37.1022
V 292.401	127.225	ppb	0.2049	0.2	3282.39
Zn 206.200	411.436	ppb	0.5558	0.1	597.341

E10172012.wvq. All Data Report 10/22/2012, 11:23:18 AM

680-83737-c-5-a (Samp) 10/17/2012, 5:22:58 PM Rack 1, Tube 36

Weight: 1

Volume: 1

Dilution: 1

Label	Replicates Concentration		
Ag 328.068	-0.0467u	-0.1708u	-0.0482u
Al 308.215	745.847	751.989	747.023
As 188.980	1.6483	-0.2961u	2.7842
B 249.678	62.7955	62.7408	62.4089
Ba 389.178	172.800	173.527	171.720
Be 313.042	-0.0433u	-0.0364u	-0.0364u
Ca 370.602	90008	90555	89627
Cd 226.502	0.1278	0.0893	0.0916
Co 228.615	0.6305	0.2083	0.3881
Cr 267.716	1.3860	1.3736	1.4262
Cu 324.754	2.7477	3.0045	2.6198
Fe 271.441	5716.40	5752.40	5708.39
K 766.491	5958.88	6013.85	5947.99
Mg 279.078	14357.4	14392.9	14217.7
Mn 257.610	1999.80	1997.03	1968.66
Mo 202.032	-0.0602u	0.0856	-0.0665u
Na 330.237	6920.56	6857.49	6811.14
Ni 231.604	11.8534	12.0358	12.9072
Pb 220.353	0.8834	2.8990	1.0170
Sb 206.834	-1.2788u	2.0434	1.7380
Se 196.026	9.3715	1.8094	0.8993
Sn 189.925	-0.7708u	-3.0930u	-0.9808u
Sr 216.596	205.275	206.914	203.484
Ti 334.941	13.9087	12.4589	13.4168
Tl 190.794	-1.5161u	-0.3781	-1.2491
V 292.401	1.1817	1.2471	1.1877
Zn 206.200	16.5745	18.5127	16.1018

Label	Sol'n Conc.	Units	SD	%RSD	Int. (c/s)
Ag 328.068	-0.0886	ppb	0.0712	80.4	-10.7764
Al 308.215	748.286	ppb	3.2601	0.4	5054.40
As 188.980	1.3788	ppb	1.5577	113.0	-1.2028
B 249.678	62.6484	ppb	0.2092	0.3	879.532
Ba 389.178	172.682	ppb	0.9093	0.5	3455.10
Be 313.042	-0.0387	ppb	0.0040	10.2	-125.678
Ca 370.602	90063	ppb	466.9	0.5	364762
Cd 226.502	0.1029	ppb	0.0216	21.0	39.7679
Co 228.615	0.4090	ppb	0.2118	51.8	11.4255
Cr 267.716	1.3952	ppb	0.0275	2.0	107.506
Cu 324.754	2.7907	ppb	0.1959	7.0	403.090
Fe 271.441	5725.73	ppb	23.4418	0.4	8889.75
K 766.491	5973.57	ppb	35.3060	0.6	204300
Mg 279.078	14322.7	ppb	92.6145	0.6	34267.5
Mn 257.610	1988.49	ppb	17.2338	0.9	144029
Mo 202.032	-0.0137	ppb	0.0860	627.7	4.2714
Na 330.237	6863.06	ppb	54.9239	0.8	353.705
Ni 231.604	12.2655	ppb	0.5632	4.6	48.7655
Pb 220.353	1.5998	ppb	1.1271	70.5	2.5350
Sb 206.834	0.8342	ppb	1.8363	220.1	1.6470
Se 196.026	4.0267	ppb	4.6511	115.5	3.8720
Sn 189.925	-1.6149	ppb	1.2844	79.5	-3.8255
Sr 216.596	205.224	ppb	1.7159	0.8	2880.24
Ti 334.941	13.2615	ppb	0.7373	5.6	1277.21
Tl 190.794	-1.0478	ppb	0.5951	56.8	-3.7468
V 292.401	1.2055	ppb	0.0361	3.0	14.7758
Zn 206.200	17.0630	ppb	1.2776	7.5	29.5220

E10172012.wvq. All Data Report 10/22/2012, 11:23:18 AM

680-83737-c-6-a (Samp) **10/17/2012, 5:40:15 PM** **Rack 1, Tube 39****Weight: 1****Volume: 1****Dilution: 1**

Label	Replicates Concentration		
Ag 328.068	-0.2380u	0.0261u	-0.1344u
Al 308.215	97.3693	99.2838	100.071
As 188.980	7.2622	9.5188	5.5495
B 249.678	148.310	148.182	146.454
Ba 389.178	195.534	195.168	195.829
Be 313.042	-0.0619u	-0.0703u	-0.0475u
Ca 370.602	67948	67926	67969
Cd 226.502	-0.1921	-0.3000	-0.3196
Co 228.615	-0.1814u	-0.8320u	-0.3437u
Cr 267.716	-0.5078u	-0.2917u	-0.3148u
Cu 324.754	0.2206	0.5346	0.1310
Fe 271.441	20068.2	20046.1	20122.1
K 766.491	8911.06	8916.33	8931.76
Mg 279.078	28464.6	28431.5	28400.4
Mn 257.610	134.037	133.638	132.352
Mo 202.032	1.5207	1.2107	1.5832
Na 330.237	14063.8	13722.6	13994.3
Ni 231.604	2.0075	1.7335	1.3939
Pb 220.353	3.0941	0.9741	1.6080
Sb 206.834	0.1380	-3.6716u	-2.3370u
Se 196.026	4.6850	0.1111	0.3111
Sn 189.925	3.0831	-0.7617u	0.0075
Sr 216.596	384.098	383.225	383.195
Ti 334.941	2.1866	2.4903	2.3811
Tl 190.794	2.4139u	-0.4527u	-0.0594u
V 292.401	0.0799	0.4455	0.5465
Zn 206.200	16.1133	13.8549	15.5825

Label	Sol'n Conc.	Units	SD	%RSD	Int. (c/s)
Ag 328.068	-0.1155	ppb	0.1331	115.3	-17.9620
Al 308.215	98.9081	ppb	1.3895	1.4	901.773
As 188.980	7.4435	ppb	1.9909	26.7	3.7354
B 249.678	147.649	ppb	1.0365	0.7	2009.63
Ba 389.178	195.511	ppb	0.3312	0.2	3934.60
Be 313.042	-0.0599	ppb	0.0116	19.3	-164.475
Ca 370.602	67948	ppb	21.22	0.0	268352
Cd 226.502	-0.2706	ppb	0.0686	25.4	70.3050
Co 228.615	-0.4524	ppb	0.3386	74.9	0.6616
Cr 267.716	-0.3714	ppb	0.1186	31.9	28.3696
Cu 324.754	0.2954	ppb	0.2119	71.7	245.614
Fe 271.441	20078.8	ppb	39.1031	0.2	31179.0
K 766.491	8919.72	ppb	10.7547	0.1	304886
Mg 279.078	28432.2	ppb	32.1465	0.1	68070.7
Mn 257.610	133.342	ppb	0.8803	0.7	9747.07
Mo 202.032	1.4382	ppb	0.1995	13.9	15.2646
Na 330.237	13926.9	ppb	180.312	1.3	718.236
Ni 231.604	1.7116	ppb	0.3073	18.0	13.0539
Pb 220.353	1.8921	ppb	1.0881	57.5	3.1205
Sb 206.834	-1.9568	ppb	1.9330	98.8	-2.2217
Se 196.026	1.7024	ppb	2.5849	151.8	2.8837
Sn 189.925	0.7763	ppb	2.0344	262.1	-1.5066
Sr 216.596	383.506	ppb	0.5133	0.1	5394.18
Ti 334.941	2.3527	ppb	0.1539	6.5	207.461
Tl 190.794	0.6339	ppb	1.5539	245.1	-7.2817
V 292.401	0.3573	ppb	0.2455	68.7	5.0569
Zn 206.200	15.1836	ppb	1.1809	7.8	27.2778

E10172012.wvq. All Data Report 10/22/2012, 11:23:18 AM

680-83777-a-2-b (Samp) 10/17/2012, 5:46:00 PM Rack 1, Tube 40

Weight: 1

Volume: 1

Dilution: 1

Label	Replicates Concentration		
Ag 328.068	0.2258	-0.1254u	-0.2973u
Al 308.215	3561.35	3590.73	3560.68
As 188.980	7.4105	7.0942	6.3677
B 249.678	13.6646	13.0800	12.0272
Ba 389.178	74.1219	74.4714	74.5441
Be 313.042	0.7442	0.7449	0.7293
Ca 370.602	8675	8732	8655
Cd 226.502	-0.4100	-0.2751	-0.5138
Co 228.615	2.7349	2.7400	2.6679
Cr 267.716	5.8273	5.7380	5.7679
Cu 324.754	3.9418	4.3168	4.1566
Fe 271.441	9340.46	9408.77	9323.42
K 766.491	4970.30	4997.69	4969.93
Mg 279.078	4047.19	4063.49	4023.68
Mn 257.610	177.765	178.093	175.314
Mo 202.032	8.2563	8.1239	7.8924
Na 330.237	21399.3	21699.6	21380.2
Ni 231.604	5.6031	6.5797	6.0980
Pb 220.353	1.2325	3.6742	3.6152
Sb 206.834	1.4107	-0.2736u	-1.0964u
Se 196.026	-0.3611u	-2.8516u	-1.5826u
Sn 189.925	-0.0744u	1.2736	0.7332
Sr 216.596	54.7070	55.8775	53.9049
Ti 334.941	242.197	242.312	238.668
Tl 190.794	1.1862	-0.0666u	2.1527
V 292.401	7.9880	7.9875	7.9175
Zn 206.200	10.8432	11.5325	11.4360

Label	Sol'n Conc.	Units	SD	%RSD	Int. (c/s)
Ag 328.068	-0.0656	ppb	0.2666	406.2	-8.4778
Al 308.215	3570.92	ppb	17.1612	0.5	23105.4
As 188.980	6.9575	ppb	0.5347	7.7	3.2972
B 249.678	12.9239	ppb	0.8298	6.4	210.707
Ba 389.178	74.3792	ppb	0.2257	0.3	1494.30
Be 313.042	0.7395	ppb	0.0088	1.2	999.141
Ca 370.602	8687	ppb	39.82	0.5	31440
Cd 226.502	-0.3996	ppb	0.1197	30.0	19.1130
Co 228.615	2.7143	ppb	0.0402	1.5	46.9960
Cr 267.716	5.7778	ppb	0.0455	0.8	317.074
Cu 324.754	4.1384	ppb	0.1882	4.5	491.402
Fe 271.441	9357.55	ppb	45.1658	0.5	14528.3
K 766.491	4979.31	ppb	15.9231	0.3	170354
Mg 279.078	4044.78	ppb	20.0146	0.5	9686.70
Mn 257.610	177.057	ppb	1.5186	0.9	12871.2
Mo 202.032	8.0909	ppb	0.1842	2.3	70.0887
Na 330.237	21493.0	ppb	179.129	0.8	1115.96
Ni 231.604	6.0936	ppb	0.4883	8.0	26.8895
Pb 220.353	2.8406	ppb	1.3930	49.0	4.1601
Sb 206.834	0.0136	ppb	1.2780	9422.9	0.4847
Se 196.026	-1.5985	ppb	1.2453	77.9	1.3716
Sn 189.925	0.6441	ppb	0.6784	105.3	-1.6623
Sr 216.596	54.8298	ppb	0.9920	1.8	790.518
Ti 334.941	241.059	ppb	2.0714	0.9	23627.1
Tl 190.794	1.0908	ppb	1.1128	102.0	-4.0189
V 292.401	7.9643	ppb	0.0406	0.5	205.566
Zn 206.200	11.2706	ppb	0.3732	3.3	20.9027

E10172012.wvq. All Data Report 10/22/2012, 11:23:18 AM

680-83777-a-3-b (Samp) 10/17/2012, 5:51:46 PM Rack 1, Tube 41
 Weight: 1 Volume: 1 Dilution: 1

Label	Replicates Concentration		
Ag 328.068	0.1235	0.1365	0.1590
Al 308.215	2526.87	2465.89	2342.88
As 188.980	9.2780	10.0767	7.9818
B 249.678	12.4983	12.2591	11.1719
Ba 389.178	73.3714	71.0866	67.4143
Be 313.042	0.7303	0.7033	0.6442
Ca 370.602	12243	11905	11336
Cd 226.502	-0.3964u	-0.2566	-0.4107u
Co 228.615	1.2542	0.9800	1.1550
Cr 267.716	1.0501	1.0927	1.0300
Cu 324.754	17.3400	17.3434	15.4405
Fe 271.441	3729.03	3627.12	3439.91
K 766.491	1961.47	1897.76	1827.25
Mg 279.078	2453.24	2377.46	2254.33
Mn 257.610	87.0702	83.9476	79.1654
Mo 202.032	7.8819	7.4102	6.5813
Na 330.237	20729.6	20284.0	19292.7
Ni 231.604	2.4141	2.0713	0.9314
Pb 220.353	1.4246	3.6074	4.0278
Sb 206.834	2.2717	0.5014	-1.5508u
Se 196.026	3.1780	-2.3521u	3.5454
Sn 189.925	0.0094	-0.4140u	-1.0889u
Sr 216.596	128.618	125.150	118.210
Ti 334.941	39.7757	38.9911	36.4298
Tl 190.794	-1.7135u	-0.3525u	1.2049
V 292.401	1.3586	1.5650	1.4429
Zn 206.200	5.0801	6.3966	4.6632

Label	Sol'n Conc.	Units	SD	%RSD	Int. (c/s)
Ag 328.068	0.1397	ppb	0.0180	12.9	5.2282
Al 308.215	2445.21	ppb	93.7214	3.8	15906.2
As 188.980	9.1121	ppb	1.0572	11.6	5.0803
B 249.678	11.9765	ppb	0.7069	5.9	201.700
Ba 389.178	70.6241	ppb	3.0053	4.3	1415.54
Be 313.042	0.6926	ppb	0.0440	6.4	926.083
Ca 370.602	11828	ppb	458.8	3.9	46707
Cd 226.502	-0.3546	ppb	0.0851	24.0	0.7922
Co 228.615	1.1297	ppb	0.1389	12.3	21.0643
Cr 267.716	1.0576	ppb	0.0320	3.0	91.0190
Cu 324.754	16.7080	ppb	1.0977	6.6	1281.24
Fe 271.441	3598.69	ppb	146.641	4.1	5584.73
K 766.491	1895.49	ppb	67.1405	3.5	65067.1
Mg 279.078	2361.67	ppb	100.392	4.3	5658.22
Mn 257.610	83.3944	ppb	3.9813	4.8	6084.11
Mo 202.032	7.2911	ppb	0.6584	9.0	63.8734
Na 330.237	20102.1	ppb	735.476	3.7	1045.91
Ni 231.604	1.8056	ppb	0.7763	43.0	11.5514
Pb 220.353	3.0199	ppb	1.3975	46.3	4.4256
Sb 206.834	0.4074	ppb	1.9130	469.5	0.9174
Se 196.026	1.4571	ppb	3.3040	226.7	2.7166
Sn 189.925	-0.4978	ppb	0.5539	111.3	-2.7729
Sr 216.596	123.993	ppb	5.2996	4.3	1738.51
Ti 334.941	38.3989	ppb	1.7498	4.6	3742.90
Tl 190.794	-0.2870	ppb	1.4603	508.8	-5.3207
V 292.401	1.4555	ppb	0.1038	7.1	34.0415
Zn 206.200	5.3800	ppb	0.9047	16.8	12.3925

E10172012.wvq. All Data Report 10/22/2012, 11:23:18 AM

680-83777-a-4-b (Samp) 10/17/2012, 5:57:32 PM Rack 1, Tube 42

Weight: 1

Volume: 1

Dilution: 1

Label	Replicates Concentration		
Ag 328.068	0.2659	-0.1612u	0.1810
Al 308.215	2488.80	2401.65	2391.02
As 188.980	1.0950	4.2137	-0.5121u
B 249.678	21.0427	19.5606	20.1901
Ba 389.178	57.2566	55.3955	54.9710
Be 313.042	0.4858	0.4517	0.4536
Ca 370.602	31360	30214	30114
Cd 226.502	-0.3503u	-0.3494u	-0.3339
Co 228.615	3.7987	3.6517	3.8897
Cr 267.716	33.5599	32.5278	32.2428
Cu 324.754	18.3739	17.3510	17.5065
Fe 271.441	3839.79	3705.97	3688.12
K 766.491	6547.56	6372.27	6353.18
Mg 279.078	2434.26	2342.57	2332.88
Mn 257.610	99.4367	95.1272	94.2926
Mo 202.032	44.0006	43.7643	43.4973
Na 330.237	24475.8	23520.4	23637.8
Ni 231.604	4.4055	4.2856	3.8455
Pb 220.353	2.5699	1.6672	2.6283
Sb 206.834	0.7634	-0.0057u	0.6815
Se 196.026	2.5882	-0.9616u	3.0761
Sn 189.925	0.2755	0.9040	-1.6105u
Sr 216.596	172.901	165.955	163.966
Ti 334.941	180.731	174.619	171.726
Tl 190.794	-0.9078u	0.8172	-0.8497u
V 292.401	12.2100	11.8502	11.7406
Zn 206.200	10.9397	10.2359	9.9368

Label	Sol'n Conc.	Units	SD	%RSD	Int. (c/s)
Ag 328.068	0.0952	ppb	0.2261	237.4	1.9491
Al 308.215	2427.16	ppb	53.6478	2.2	15792.6
As 188.980	1.5989	ppb	2.4028	150.3	-1.2505
B 249.678	20.2645	ppb	0.7439	3.7	312.704
Ba 389.178	55.8744	ppb	1.2157	2.2	1118.54
Be 313.042	0.4637	ppb	0.0191	4.1	597.260
Ca 370.602	30563	ppb	691.9	2.3	123016
Cd 226.502	-0.3445	ppb	0.0093	2.7	3.8637
Co 228.615	3.7800	ppb	0.1201	3.2	57.7494
Cr 267.716	32.7768	ppb	0.6929	2.1	1597.66
Cu 324.754	17.7438	ppb	0.5511	3.1	1349.21
Fe 271.441	3744.63	ppb	82.8940	2.2	5812.41
K 766.491	6424.33	ppb	107.140	1.7	219690
Mg 279.078	2369.90	ppb	55.9458	2.4	5677.77
Mn 257.610	96.2855	ppb	2.7607	2.9	7017.59
Mo 202.032	43.7541	ppb	0.2518	0.6	360.513
Na 330.237	23878.0	ppb	521.015	2.2	1242.29
Ni 231.604	4.1789	ppb	0.2948	7.1	19.8657
Pb 220.353	2.2885	ppb	0.5388	23.5	3.0403
Sb 206.834	0.4797	ppb	0.4224	88.0	0.7671
Se 196.026	1.5676	ppb	2.2039	140.6	2.7664
Sn 189.925	-0.1437	ppb	1.3086	910.9	-2.4168
Sr 216.596	167.607	ppb	4.6910	2.8	2346.53
Ti 334.941	175.692	ppb	4.5976	2.6	17213.6
Tl 190.794	-0.3134	ppb	0.9796	312.5	-5.2524
V 292.401	11.9336	ppb	0.2456	2.1	295.618
Zn 206.200	10.3708	ppb	0.5149	5.0	19.3813

E10172012.wvq. All Data Report 10/22/2012, 11:23:18 AM

680-83777-a-5-b (Samp) 10/17/2012, 6:03:18 PM Rack 1, Tube 43

Weight: 1

Volume: 1

Dilution: 1

Label	Replicates Concentration		
Ag 328.068	0.0628	-0.2649u	-0.3269u
Al 308.215	25355.9	25123.9	26421.4
As 188.980	0.5260	0.3541	-0.8876u
B 249.678	8.3426	7.4611	8.5180
Ba 389.178	127.028	126.295	132.825
Be 313.042	1.5854	1.5712	1.6481
Ca 370.602	24015	23772	24911
Cd 226.502	-0.2780	-0.3605	-0.2874
Co 228.615	1.0594	0.9486	0.8506
Cr 267.716	7.0976	6.9695	7.3566
Cu 324.754	11.8437	11.6813	12.2083
Fe 271.441	4650.52	4610.07	4828.98
K 766.491	4030.75	3984.88	4132.05
Mg 279.078	988.776	976.266	1026.18
Mn 257.610	22.2520	21.8947	23.0113
Mo 202.032	33.5030	32.7699	33.8407
Na 330.237	9117.44	9134.48	9556.15
Ni 231.604	0.8455	2.5885	1.5131
Pb 220.353	4.7293	6.4640	7.4232
Sb 206.834	-2.5447u	-0.5227u	0.0305
Se 196.026	1.6558	2.9397	0.1145
Sn 189.925	3.6828	1.3206	2.3943
Sr 216.596	170.730	166.450	177.849
Ti 334.941	166.002	163.961	171.789
Tl 190.794	0.8636	-1.8182u	0.0420u
V 292.401	13.0700	12.6975	13.3638
Zn 206.200	11.1423	11.8175	12.7651

Label	Sol'n Conc.	Units	SD	%RSD	Int. (c/s)
Ag 328.068	-0.1763	ppb	0.2094	118.7	-15.3180
Al 308.215	25633.7	ppb	691.966	2.7	164194
As 188.980	-0.0025	ppb	0.7713	31312.5	-2.3750
B 249.678	8.1072	ppb	0.5664	7.0	149.140
Ba 389.178	128.716	ppb	3.5777	2.8	2571.40
Be 313.042	1.6016	ppb	0.0409	2.6	2269.84
Ca 370.602	24233	ppb	599.8	2.5	96804
Cd 226.502	-0.3086	ppb	0.0452	14.6	12.8991
Co 228.615	0.9529	ppb	0.1044	11.0	21.2557
Cr 267.716	7.1412	ppb	0.1972	2.8	380.290
Cu 324.754	11.9111	ppb	0.2699	2.3	981.045
Fe 271.441	4696.52	ppb	116.479	2.5	7290.19
K 766.491	4049.23	ppb	75.3049	1.9	138599
Mg 279.078	997.075	ppb	25.9724	2.6	2389.00
Mn 257.610	22.3860	ppb	0.5702	2.5	1666.04
Mo 202.032	33.3712	ppb	0.5474	1.6	276.716
Na 330.237	9269.36	ppb	248.517	2.7	479.513
Ni 231.604	1.6491	ppb	0.8794	53.3	11.0058
Pb 220.353	6.2055	ppb	1.3654	22.0	8.8523
Sb 206.834	-1.0123	ppb	1.3556	133.9	-1.0338
Se 196.026	1.5700	ppb	1.4145	90.1	2.7708
Sn 189.925	2.4659	ppb	1.1827	48.0	0.1149
Sr 216.596	171.676	ppb	5.7581	3.4	2405.20
Ti 334.941	167.250	ppb	4.0606	2.4	16385.8
Tl 190.794	-0.3042	ppb	1.3740	451.7	-5.5646
V 292.401	13.0438	ppb	0.3339	2.6	327.380
Zn 206.200	11.9083	ppb	0.8152	6.8	21.7083

E10172012.wvq. All Data Report 10/22/2012, 11:23:18 AM

680-83777-a-6-b (Samp) **10/17/2012, 6:09:06 PM** **Rack 1, Tube 44****Weight: 1****Volume: 1****Dilution: 1**

Label	Replicates Concentration		
Ag 328.068	0.2167	0.4422	-0.0756u
Al 308.215	2998.59	3074.32	2991.89
As 188.980	5.3961	4.4846	0.0546u
B 249.678	31.5078	32.5451	31.7029
Ba 389.178	53.6709	55.0771	53.2353
Be 313.042	0.2467	0.2434	0.2514
Ca 370.602	29420	30201	29383
Cd 226.502	-0.2580u	-0.1575	-0.1158
Co 228.615	2.3799	1.9319	1.9735
Cr 267.716	14.2634	14.5757	14.1052
Cu 324.754	9.0387	9.2399	9.4295
Fe 271.441	2126.70	2175.01	2120.07
K 766.491	4925.73	5010.02	4897.87
Mg 279.078	1274.67	1314.20	1274.99
Mn 257.610	45.5785	47.3446	45.8858
Mo 202.032	61.1641	62.8586	61.2399
Na 330.237	11520.5	11657.5	11397.5
Ni 231.604	1.8655	1.7112	1.1783
Pb 220.353	2.1274	1.6550	2.3579
Sb 206.834	1.4610	0.9987	0.1379u
Se 196.026	8.2554	0.9873	5.1336
Sn 189.925	0.9000	-0.0600u	-0.4003u
Sr 216.596	187.952	195.190	190.052
Ti 334.941	82.2759	85.7471	82.3031
Tl 190.794	0.6197	-1.3721u	-1.1978u
V 292.401	18.0084	19.0967	18.3878
Zn 206.200	10.8387	12.0878	12.0206

Label	Sol'n Conc.	Units	SD	%RSD	Int. (c/s)
Ag 328.068	0.1944	ppb	0.2596	133.5	8.4040
Al 308.215	3021.60	ppb	45.7812	1.5	19595.0
As 188.980	3.3118	ppb	2.8574	86.3	0.2600
B 249.678	31.9186	ppb	0.5513	1.7	469.939
Ba 389.178	53.9944	ppb	0.9626	1.8	1079.57
Be 313.042	0.2471	ppb	0.0040	1.6	277.614
Ca 370.602	29668	ppb	462.2	1.6	120054
Cd 226.502	-0.1771	ppb	0.0731	41.3	6.5173
Co 228.615	2.0951	ppb	0.2475	11.8	32.9273
Cr 267.716	14.3148	ppb	0.2394	1.7	719.978
Cu 324.754	9.2360	ppb	0.1954	2.1	811.755
Fe 271.441	2140.59	ppb	29.9862	1.4	3321.29
K 766.491	4944.54	ppb	58.3950	1.2	169167
Mg 279.078	1287.96	ppb	22.7299	1.8	3088.07
Mn 257.610	46.2696	ppb	0.9435	2.0	3393.99
Mo 202.032	61.7542	ppb	0.9572	1.6	507.062
Na 330.237	11525.1	ppb	130.068	1.1	598.318
Ni 231.604	1.5850	ppb	0.3606	22.7	10.6696
Pb 220.353	2.0468	ppb	0.3583	17.5	2.5550
Sb 206.834	0.8659	ppb	0.6715	77.5	0.9886
Se 196.026	4.7921	ppb	3.6461	76.1	4.2014
Sn 189.925	0.1466	ppb	0.6743	460.1	-2.1395
Sr 216.596	191.065	ppb	3.7237	1.9	2668.57
Ti 334.941	83.4421	ppb	1.9963	2.4	8162.40
Tl 190.794	-0.6501	ppb	1.1031	169.7	-5.6545
V 292.401	18.4977	ppb	0.5524	3.0	460.253
Zn 206.200	11.6490	ppb	0.7026	6.0	21.2908

E10172012.wvq. All Data Report 10/22/2012, 11:23:18 AM

680-83777-a-7-b (Samp) 10/17/2012, 6:14:53 PM Rack 1, Tube 45

Weight: 1

Volume: 1

Dilution: 1

Label	Replicates Concentration		
Ag 328.068	-0.7361u	-0.6589u	-0.5797u
Al 308.215	19986.5	20002.8	20019.7
As 188.980	6.9370	4.2315	6.6810
B 249.678	3.1190	2.8928	2.8351
Ba 389.178	597.185	601.187	601.319
Be 313.042	2.2597	2.2791	2.2765
Ca 370.602	2945	2959	2958
Cd 226.502	-0.5264	-0.3958	-0.4951
Co 228.615	2.7979	2.4257	2.3907
Cr 267.716	21.1327	21.3323	21.2286
Cu 324.754	11.4944	11.1959	11.7485
Fe 271.441	13574.4	13594.1	13610.1
K 766.491	1457.47	1457.23	1458.31
Mg 279.078	937.822	949.172	943.539
Mn 257.610	29.2050	30.0095	29.6979
Mo 202.032	4.4096	4.2858	3.9679
Na 330.237	22351.1	22613.6	22308.8
Ni 231.604	3.8876	4.7990	3.5198
Pb 220.353	15.0763	19.6335	18.5762
Sb 206.834	2.3143	0.4851	-0.0803
Se 196.026	-0.5298u	3.3831	-0.9804u
Sn 189.925	-0.7412u	1.9707	0.8697
Sr 216.596	148.233	151.443	149.447
Ti 334.941	151.387	155.522	153.838
Tl 190.794	-0.0879u	-0.4404u	0.3567u
V 292.401	18.0438	18.0814	18.0179
Zn 206.200	18.5626	18.8594	19.4551

Label	Sol'n Conc.	Units	SD	%RSD	Int. (c/s)
Ag 328.068	-0.6583	ppb	0.0782	11.9	-47.6822
Al 308.215	20003.0	ppb	16.5876	0.1	128186
As 188.980	5.9498	ppb	1.4936	25.1	2.3753
B 249.678	2.9490	ppb	0.1501	5.1	74.2965
Ba 389.178	599.897	ppb	2.3496	0.4	11977.9
Be 313.042	2.2718	ppb	0.0105	0.5	3247.44
Ca 370.602	2954	ppb	8.017	0.3	6248
Cd 226.502	-0.4724	ppb	0.0682	14.4	33.0520
Co 228.615	2.5381	ppb	0.2257	8.9	42.8696
Cr 267.716	21.2312	ppb	0.0998	0.5	1052.55
Cu 324.754	11.4796	ppb	0.2766	2.4	952.960
Fe 271.441	13592.9	ppb	17.8671	0.1	21105.6
K 766.491	1457.67	ppb	0.5696	0.0	50119.2
Mg 279.078	943.511	ppb	5.6751	0.6	2262.46
Mn 257.610	29.6375	ppb	0.4056	1.4	2196.51
Mo 202.032	4.2211	ppb	0.2279	5.4	38.8773
Na 330.237	22424.5	ppb	165.091	0.7	1164.07
Ni 231.604	4.0688	ppb	0.6586	16.2	19.8645
Pb 220.353	17.7620	ppb	2.3852	13.4	29.3077
Sb 206.834	0.9064	ppb	1.2516	138.1	2.2915
Se 196.026	0.6243	ppb	2.3998	384.4	2.3793
Sn 189.925	0.6997	ppb	1.3639	194.9	-1.6111
Sr 216.596	149.708	ppb	1.6208	1.1	2120.20
Ti 334.941	153.582	ppb	2.0795	1.4	15045.0
Tl 190.794	-0.0572	ppb	0.3994	698.7	-6.9416
V 292.401	18.0477	ppb	0.0319	0.2	465.250
Zn 206.200	18.9590	ppb	0.4545	2.4	21.7965

E10172012.wvq. All Data Report 10/22/2012, 11:23:18 AM

680-83777-a-8-b (Samp) 10/17/2012, 6:20:40 PM Rack 1, Tube 46

Weight: 1

Volume: 1

Dilution: 1

Label	Replicates Concentration		
Ag 328.068	0.0175u	-0.0899u	-0.2956u
Al 308.215	13446.0	13316.1	13339.7
As 188.980	2.2270	3.1787	-1.2095u
B 249.678	4.5988	3.9052	3.7263
Ba 389.178	79.2791	78.5929	79.1948
Be 313.042	0.3177	0.3179	0.3134
Ca 370.602	4366	4357	4362
Cd 226.502	-0.0745	-0.0384	-0.0901
Co 228.615	6.9723	7.0927	6.8769
Cr 267.716	17.1558	17.0892	17.3757
Cu 324.754	10.3019	10.0014	10.1253
Fe 271.441	15817.4	15667.3	15730.2
K 766.491	1845.51	1836.59	1835.86
Mg 279.078	2393.18	2389.57	2394.43
Mn 257.610	158.339	159.898	160.169
Mo 202.032	1.9763	1.8351	1.6539
Na 330.237	50884.7	50338.8	50734.6
Ni 231.604	3.7193	4.1795	4.7766
Pb 220.353	39.8586	43.9335	43.7750
Sb 206.834	-0.2536	2.0079	2.2983
Se 196.026	7.1895	-2.7087u	-3.0434u
Sn 189.925	0.1314	3.1529	2.5939
Sr 216.596	27.6752	26.8434	27.3907
Ti 334.941	165.685	168.016	167.772
Tl 190.794	1.7206u	2.1301	0.1929u
V 292.401	25.9445	25.7202	25.8464
Zn 206.200	15.5591	16.1188	14.4843

Label	Sol'n Conc.	Units	SD	%RSD	Int. (c/s)
Ag 328.068	-0.1227	ppb	0.1591	129.7	-13.2915
Al 308.215	13367.3	ppb	69.1919	0.5	85752.6
As 188.980	1.3988	ppb	2.3084	165.0	-1.2945
B 249.678	4.0768	ppb	0.4608	11.3	88.0416
Ba 389.178	79.0223	ppb	0.3742	0.5	1586.98
Be 313.042	0.3163	ppb	0.0025	0.8	374.303
Ca 370.602	4362	ppb	4.735	0.1	11069
Cd 226.502	-0.0677	ppb	0.0265	39.2	59.5615
Co 228.615	6.9806	ppb	0.1081	1.5	101.005
Cr 267.716	17.2069	ppb	0.1499	0.9	862.452
Cu 324.754	10.1429	ppb	0.1510	1.5	868.720
Fe 271.441	15738.3	ppb	75.3995	0.5	24438.0
K 766.491	1839.32	ppb	5.3729	0.3	63149.4
Mg 279.078	2392.39	ppb	2.5232	0.1	5730.49
Mn 257.610	159.469	ppb	0.9875	0.6	11599.5
Mo 202.032	1.8218	ppb	0.1616	8.9	19.0214
Na 330.237	50652.7	ppb	282.044	0.6	2637.05
Ni 231.604	4.2251	ppb	0.5301	12.5	20.5656
Pb 220.353	42.5223	ppb	2.3083	5.4	72.2929
Sb 206.834	1.3508	ppb	1.3971	103.4	2.8789
Se 196.026	0.4791	ppb	5.8138	1213.4	2.3219
Sn 189.925	1.9594	ppb	1.6076	82.0	-0.3726
Sr 216.596	27.3031	ppb	0.4228	1.5	423.384
Ti 334.941	167.158	ppb	1.2810	0.8	16376.2
Tl 190.794	1.3479	ppb	1.0209	75.7	-4.9749
V 292.401	25.8371	ppb	0.1124	0.4	665.525
Zn 206.200	15.3874	ppb	0.8306	5.4	26.7346

E10172012.wvq. All Data Report 10/22/2012, 11:23:18 AM

680-83777-a-9-b (Samp) 10/17/2012, 6:26:27 PM Rack 1, Tube 47

Weight: 1

Volume: 1

Dilution: 1

Label	Replicates Concentration		
Ag 328.068	-0.0518u	0.0967	0.0795
Al 308.215	569.369	549.819	549.369
As 188.980	1.0741	-3.7998u	0.7185
B 249.678	6.2091	5.9509	6.2687
Ba 389.178	33.9651	33.6693	34.0456
Be 313.042	0.1597	0.1846	0.1668
Ca 370.602	1994	1953	1960
Cd 226.502	-0.0502	-0.0283	-0.0799
Co 228.615	1.1087	0.7962	0.6323
Cr 267.716	1.9546	2.2005	2.0585
Cu 324.754	14.8396	14.1323	14.6457
Fe 271.441	2884.27	2810.55	2822.27
K 766.491	782.778	767.301	768.866
Mg 279.078	693.096	672.224	680.010
Mn 257.610	28.1980	27.7052	28.2315
Mo 202.032	0.1529	0.3775	-0.0859u
Na 330.237	45920.6	44885.0	45348.1
Ni 231.604	1.1749	2.0018	1.8569
Pb 220.353	6.7088	6.3356	5.3014
Sb 206.834	-0.4929u	-0.2459u	-0.9071u
Se 196.026	-3.4636u	-5.3961u	-5.1546u
Sn 189.925	0.0399	-1.1293u	0.4476
Sr 216.596	12.7690	12.3739	12.3241
Ti 334.941	11.7912	11.4578	11.8339
Tl 190.794	-0.9665u	-0.8737u	1.3139
V 292.401	0.6463	0.7944	0.7956
Zn 206.200	15.0847	14.9532	14.9435

Label	Sol'n Conc.	Units	SD	%RSD	Int. (c/s)
Ag 328.068	0.0415	ppb	0.0812	195.8	0.3493
Al 308.215	556.185	ppb	11.4193	2.1	3825.97
As 188.980	-0.6690	ppb	2.7171	406.1	-2.8712
B 249.678	6.1429	ppb	0.1689	2.7	123.994
Ba 389.178	33.8933	ppb	0.1982	0.6	681.896
Be 313.042	0.1704	ppb	0.0128	7.5	153.848
Ca 370.602	1969	ppb	21.86	1.1	6844
Cd 226.502	-0.0528	ppb	0.0259	49.1	11.4249
Co 228.615	0.8457	ppb	0.2420	28.6	16.8964
Cr 267.716	2.0712	ppb	0.1235	6.0	139.331
Cu 324.754	14.5392	ppb	0.3655	2.5	1143.94
Fe 271.441	2839.03	ppb	39.6098	1.4	4404.71
K 766.491	772.981	ppb	8.5197	1.1	26742.7
Mg 279.078	681.777	ppb	10.5477	1.5	1637.58
Mn 257.610	28.0449	ppb	0.2946	1.1	2073.97
Mo 202.032	0.1482	ppb	0.2318	156.4	5.7427
Na 330.237	45384.6	ppb	518.729	1.1	2366.11
Ni 231.604	1.6779	ppb	0.4415	26.3	10.9996
Pb 220.353	6.1153	ppb	0.7291	11.9	9.8243
Sb 206.834	-0.5486	ppb	0.3341	60.9	-0.4381
Se 196.026	-4.6714	ppb	1.0529	22.5	-0.0241
Sn 189.925	-0.2139	ppb	0.8185	382.6	-2.4913
Sr 216.596	12.4890	ppb	0.2437	2.0	185.095
Ti 334.941	11.6943	ppb	0.2059	1.8	1122.09
Tl 190.794	-0.1754	ppb	1.2906	735.7	-5.1002
V 292.401	0.7454	ppb	0.0859	11.5	17.4836
Zn 206.200	14.9938	ppb	0.0789	0.5	26.1570

E10172012.wvq. All Data Report 10/22/2012, 11:23:18 AM

680-83777-a-10-b (Samp) **10/17/2012, 6:32:14 PM** **Rack 1, Tube 48****Weight: 1****Volume: 1****Dilution: 1**

Label	Replicates Concentration		
Ag 328.068	-0.0938u	0.0480	0.0313u
Al 308.215	2510.50	2490.20	2499.21
As 188.980	0.6391	0.6721	1.5994
B 249.678	13.9319	13.8192	14.5179
Ba 389.178	148.816	148.363	149.071
Be 313.042	0.2939	0.2894	0.2851
Ca 370.602	28009	27820	27995
Cd 226.502	-0.1676	-0.0933	-0.2539
Co 228.615	3.0614	2.9282	3.1024
Cr 267.716	4.4033	4.3518	4.5816
Cu 324.754	7.3025	7.2606	7.3227
Fe 271.441	3733.54	3690.04	3707.64
K 766.491	2961.63	2941.32	2954.51
Mg 279.078	4709.62	4670.78	4730.89
Mn 257.610	151.497	150.859	154.411
Mo 202.032	14.3610	14.3627	13.4982
Na 330.237	9468.86	9550.20	9472.83
Ni 231.604	4.4288	4.4174	5.3379
Pb 220.353	6.7879	4.4137	6.7811
Sb 206.834	0.0659	0.4699	2.2699
Se 196.026	-2.1525u	-0.0559u	4.3736
Sn 189.925	-0.9481u	1.6497	0.7027
Sr 216.596	149.583	149.815	152.084
Ti 334.941	83.2589	82.6367	85.1688
Tl 190.794	1.0279	-1.5728u	-1.2077u
V 292.401	5.9741	5.7036	5.9230
Zn 206.200	8.5005	9.0664	7.7103

Label	Sol'n Conc.	Units	SD	%RSD	Int. (c/s)
Ag 328.068	-0.0048	ppb	0.0775	1599.8	-4.2167
Al 308.215	2499.97	ppb	10.1742	0.4	16256.9
As 188.980	0.9702	ppb	0.5452	56.2	-1.5600
B 249.678	14.0897	ppb	0.3751	2.7	229.956
Ba 389.178	148.750	ppb	0.3589	0.2	2974.86
Be 313.042	0.2895	ppb	0.0044	1.5	340.627
Ca 370.602	27942	ppb	105.4	0.4	112345
Cd 226.502	-0.1716	ppb	0.0803	46.8	12.2008
Co 228.615	3.0306	ppb	0.0911	3.0	46.6458
Cr 267.716	4.4455	ppb	0.1206	2.7	251.765
Cu 324.754	7.2953	ppb	0.0317	0.4	688.411
Fe 271.441	3710.41	ppb	21.8859	0.6	5758.89
K 766.491	2952.49	ppb	10.3038	0.3	101155
Mg 279.078	4703.76	ppb	30.4785	0.6	11264.1
Mn 257.610	152.255	ppb	1.8939	1.2	11073.0
Mo 202.032	14.0740	ppb	0.4986	3.5	119.049
Na 330.237	9497.29	ppb	45.8608	0.5	491.914
Ni 231.604	4.7280	ppb	0.5282	11.2	21.8849
Pb 220.353	5.9942	ppb	1.3687	22.8	9.5253
Sb 206.834	0.9352	ppb	1.1734	125.5	1.6341
Se 196.026	0.7217	ppb	3.3318	461.7	2.3884
Sn 189.925	0.4681	ppb	1.3147	280.9	-1.8282
Sr 216.596	150.494	ppb	1.3817	0.9	2108.58
Ti 334.941	83.6881	ppb	1.3195	1.6	8186.77
Tl 190.794	-0.5842	ppb	1.4080	241.0	-5.6322
V 292.401	5.8669	ppb	0.1437	2.4	144.289
Zn 206.200	8.4257	ppb	0.6811	8.1	16.8155

E10172012.wvq. All Data Report 10/22/2012, 11:23:18 AM

680-83777-a-11-b (Samp) **10/17/2012, 6:49:32 PM** **Rack 1, Tube 51**
Weight: 1 **Volume: 1** **Dilution: 1**

Label	Replicates Concentration		
Ag 328.068	1.8321	1.6140	1.7174
Al 308.215	3596.56	3582.50	3597.28
As 188.980	-0.6036u	0.9788	1.7571
B 249.678	34.0017	33.6644	33.4799
Ba 389.178	163.769	163.295	164.866
Be 313.042	0.0968	0.1001	0.0975
Ca 370.602	125876	125181	125775
Cd 226.502	-0.3467	-0.3167	-0.4124
Co 228.615	0.6260	1.0695	0.8998
Cr 267.716	18.4174	18.1970	18.5444
Cu 324.754	46.3458	47.3083	46.7564
Fe 271.441	2413.38	2403.63	2417.73
K 766.491	9297.10	9297.66	9300.37
Mg 279.078	871.337	866.986	873.689
Mn 257.610	45.3501	44.6933	45.4636
Mo 202.032	115.585	116.074	116.408
Na 330.237	32976.4	32905.4	33096.9
Ni 231.604	2.5391	2.5160	2.8821
Pb 220.353	3.1559	2.8416	4.5222
Sb 206.834	-0.1981u	-1.0249u	0.4921u
Se 196.026	3.3643	-5.3118u	0.1107
Sn 189.925	2.8556	4.4277	4.2177
Sr 216.596	391.545	389.382	389.211
Ti 334.941	111.044	109.949	110.678
Tl 190.794	-0.3140u	2.2834	-0.2766u
V 292.401	14.6484	14.8654	14.9756
Zn 206.200	17.5979	16.9682	18.0464

Label	Sol'n Conc.	Units	SD	%RSD	Int. (c/s)
Ag 328.068	1.7212	ppb	0.1091	6.3	102.467
Al 308.215	3592.11	ppb	8.3328	0.2	23244.4
As 188.980	0.7107	ppb	1.2030	169.3	-1.8991
B 249.678	33.7153	ppb	0.2646	0.8	493.855
Ba 389.178	163.977	ppb	0.8060	0.5	3258.86
Be 313.042	0.0981	ppb	0.0017	1.7	81.9666
Ca 370.602	125611	ppb	375.8	0.3	511004
Cd 226.502	-0.3586	ppb	0.0490	13.7	9.0177
Co 228.615	0.8651	ppb	0.2237	25.9	15.9054
Cr 267.716	18.3863	ppb	0.1758	1.0	913.856
Cu 324.754	46.8035	ppb	0.4830	1.0	3182.41
Fe 271.441	2411.58	ppb	7.2175	0.3	3744.41
K 766.491	9298.38	ppb	1.7464	0.0	317814
Mg 279.078	870.671	ppb	3.4005	0.4	2089.08
Mn 257.610	45.1690	ppb	0.4158	0.9	3314.28
Mo 202.032	116.022	ppb	0.4137	0.4	948.587
Na 330.237	32992.9	ppb	96.8144	0.3	1718.81
Ni 231.604	2.6457	ppb	0.2050	7.7	14.3778
Pb 220.353	3.5066	ppb	0.8935	25.5	4.9461
Sb 206.834	-0.2437	ppb	0.7596	311.7	-1.2682
Se 196.026	-0.6123	ppb	4.3830	715.8	1.7879
Sn 189.925	3.8337	ppb	0.8535	22.3	1.5090
Sr 216.596	390.046	ppb	1.3011	0.3	5444.58
Ti 334.941	110.557	ppb	0.5573	0.5	10822.0
Tl 190.794	0.5643	ppb	1.4889	263.9	-3.9616
V 292.401	14.8298	ppb	0.1665	1.1	345.576
Zn 206.200	17.5375	ppb	0.5416	3.1	297211

E10172012.wvq. All Data Report 10/22/2012, 11:23:18 AM

680-83777-a-12-b (Samp) **10/17/2012, 6:55:17 PM** **Rack 1, Tube 52****Weight: 1****Volume: 1****Dilution: 1**

Label	Replicates Concentration		
Ag 328.068	0.0145u	0.0690	-0.3201u
Al 308.215	4624.39	4626.38	4593.90
As 188.980	3.1486	0.7912	0.4667
B 249.678	32.5263	32.3064	31.7385
Ba 389.178	169.793	168.220	166.772
Be 313.042	0.3247	0.2823	0.2938
Ca 370.602	9078	9050	9008
Cd 226.502	-0.2654	-0.3408	-0.1859
Co 228.615	1.4983	1.6388	1.2598
Cr 267.716	4.5111	4.5212	4.2532
Cu 324.754	5.2524	5.2331	5.0516
Fe 271.441	6303.28	6289.06	6239.12
K 766.491	6892.25	6917.47	6865.46
Mg 279.078	1957.12	1953.23	1937.04
Mn 257.610	209.738	207.894	206.468
Mo 202.032	28.8153	29.3666	28.6529
Na 330.237	21410.2	21237.8	21066.3
Ni 231.604	9.6264	9.7237	9.8962
Pb 220.353	5.6005	5.0301	3.7996
Sb 206.834	2.2176	2.1515	-1.4153u
Se 196.026	-3.5322u	-4.1831u	0.8595
Sn 189.925	-0.3320u	1.6753	1.4737
Sr 216.596	94.4047	94.5239	93.5911
Ti 334.941	34.4621	34.6772	33.8345
Tl 190.794	1.6288	0.6175u	-0.0023u
V 292.401	4.7206	4.4892	4.5182
Zn 206.200	17.4072	19.0113	18.8856

Label	Sol'n Conc.	Units	SD	%RSD	Int. (c/s)
Ag 328.068	-0.0788	ppb	0.2107	267.2	-8.9027
Al 308.215	4614.89	ppb	18.2052	0.4	29781.7
As 188.980	1.4689	ppb	1.4637	99.7	-1.1599
B 249.678	32.1904	ppb	0.4065	1.3	470.922
Ba 389.178	168.262	ppb	1.5106	0.9	3364.26
Be 313.042	0.3003	ppb	0.0219	7.3	348.093
Ca 370.602	9045	ppb	34.94	0.4	34209
Cd 226.502	-0.2640	ppb	0.0775	29.3	15.0594
Co 228.615	1.4657	ppb	0.1916	13.1	24.7617
Cr 267.716	4.4285	ppb	0.1519	3.4	252.024
Cu 324.754	5.1790	ppb	0.1108	2.1	554.610
Fe 271.441	6277.15	ppb	33.6946	0.5	9744.38
K 766.491	6891.73	ppb	26.0088	0.4	235647
Mg 279.078	1949.13	ppb	10.6477	0.5	4668.97
Mn 257.610	208.033	ppb	1.6396	0.8	15108.9
Mo 202.032	28.9450	ppb	0.3741	1.3	239.962
Na 330.237	21238.1	ppb	171.981	0.8	1104.51
Ni 231.604	9.7488	ppb	0.1366	1.4	39.4597
Pb 220.353	4.8101	ppb	0.9204	19.1	7.4876
Sb 206.834	0.9846	ppb	2.0786	211.1	1.6086
Se 196.026	-2.2853	ppb	2.7428	120.0	1.0540
Sn 189.925	0.9390	ppb	1.1053	117.7	-1.3749
Sr 216.596	94.1732	ppb	0.5076	0.5	1329.51
Ti 334.941	34.3246	ppb	0.4378	1.3	3343.21
Tl 190.794	0.7480	ppb	0.8234	110.1	-4.1349
V 292.401	4.5760	ppb	0.1260	2.8	112.063
Zn 206.200	18.4347	ppb	0.8921	4.8	2571385

E10172012.wvq. All Data Report 10/22/2012, 11:23:18 AM

mb 680-252974/1-a (Samp) 10/17/2012, 7:01:03 PM Rack 1, Tube 53

Weight: 1

Volume: 1

Dilution: 1

Label	Replicates Concentration		
Ag 328.068	-0.3113u	0.0607	-0.0267u
Al 308.215	5.4020	6.6473	5.8442
As 188.980	0.3827	-1.8855u	0.4756
B 249.678	2.7244	2.3616	1.7396
Ba 389.178	-0.2338u	-0.5085u	-0.0653u
Be 313.042	-0.0702u	-0.0654u	-0.0606u
Ca 370.602	6.490	5.066	4.580
Cd 226.502	-0.0313u	-0.1026u	-0.1771u
Co 228.615	-0.4316u	-0.0050u	-0.4550u
Cr 267.716	-0.3595u	-0.4147u	-0.2368u
Cu 324.754	-0.0121u	0.4050	0.3449
Fe 271.441	4.5156	2.7998	1.4233
K 766.491	-2.6225u	-3.2250u	-3.6262u
Mg 279.078	6.0837	1.7573	5.9672
Mn 257.610	-0.2045u	-0.3353u	-0.3408u
Mo 202.032	0.1402	-0.1830u	0.3916
Na 330.237	178.006	-59.0080u	-170.061u
Ni 231.604	0.2148	0.5570	-0.4395u
Pb 220.353	1.7113	0.2292	0.7205
Sb 206.834	-2.0169u	0.6101	-0.3222u
Se 196.026	-0.7251u	5.1573	-1.9055u
Sn 189.925	1.0673	0.9493	0.2498
Sr 216.596	-0.2226u	-0.0531u	-0.0770u
Ti 334.941	-0.0618u	0.0656	0.0304
Tl 190.794	1.0472	1.3434	0.4454
V 292.401	-0.2093u	-0.2022u	-0.2806u
Zn 206.200	1.6057	2.4621	1.6379

Label	Sol'n Conc.	Units	SD	%RSD	Int. (c/s)
Ag 328.068	-0.0925	ppb	0.1945	210.4	-7.2565
Al 308.215	5.9645	ppb	0.6313	10.6	307.336
As 188.980	-0.3424	ppb	1.3372	390.6	-2.5894
B 249.678	2.2752	ppb	0.4981	21.9	73.9713
Ba 389.178	-0.2692	ppb	0.2237	83.1	-0.8933
Be 313.042	-0.0654	ppb	0.0048	7.3	-189.247
Ca 370.602	5.379	ppb	0.9928	18.5	59.66
Cd 226.502	-0.1037	ppb	0.0729	70.3	-1.2819
Co 228.615	-0.2972	ppb	0.2533	85.2	1.6278
Cr 267.716	-0.3370	ppb	0.0910	27.0	23.2581
Cu 324.754	0.2459	ppb	0.2255	91.7	242.441
Fe 271.441	2.9129	ppb	1.5492	53.2	0.1206
K 766.491	-3.1579	ppb	0.5052	16.0	243.957
Mg 279.078	4.6027	ppb	2.4649	53.6	16.6138
Mn 257.610	-0.2935	ppb	0.0771	26.3	19.6195
Mo 202.032	0.1162	ppb	0.2880	247.8	5.6241
Na 330.237	-17.0209	ppb	177.792	1044.6	-3.1547
Ni 231.604	0.1108	ppb	0.5063	457.1	5.3600
Pb 220.353	0.8870	ppb	0.7550	85.1	0.7620
Sb 206.834	-0.5763	ppb	1.3318	231.1	-0.5571
Se 196.026	0.8422	ppb	3.7833	449.2	2.4293
Sn 189.925	0.7555	ppb	0.4419	58.5	-1.5665
Sr 216.596	-0.1176	ppb	0.0917	78.0	2.6028
Ti 334.941	0.0114	ppb	0.0658	577.9	-23.1455
Tl 190.794	0.9453	ppb	0.4576	48.4	-2.8692
V 292.401	-0.2307	ppb	0.0434	18.8	-8.0656
Zn 206.200	1.9019	ppb	0.4854	25.5	27.3213

E10172012.wvq. All Data Report 10/22/2012, 11:23:18 AM

ics 680-252974/2-a (Samp) 10/17/2012, 7:06:50 PM Rack 1, Tube 54
 Weight: 1 Volume: 1 Dilution: 1

Label	Replicates Concentration		
Ag 328.068	49.2006	49.0726	48.7440
Al 308.215	4971.76	4986.20	4970.51
As 188.980	99.0115	102.813	98.7798
B 249.678	200.528	200.644	201.403
Ba 389.178	98.1573	97.9957	97.8522
Be 313.042	51.5896	51.8108	51.6404
Ca 370.602	4998	5001	4992
Cd 226.502	51.2088	51.1650	51.6813
Co 228.615	50.4476	50.7712	50.9493
Cr 267.716	99.7658	99.6594	99.3667
Cu 324.754	106.623	105.488	105.116
Fe 271.441	5055.39	5059.87	5056.53
K 766.491	5027.98	5040.03	5032.86
Mg 279.078	5037.55	5027.67	5008.27
Mn 257.610	519.347	516.680	514.609
Mo 202.032	101.601	100.706	99.9421
Na 330.237	4656.52	4764.78	4729.77
Ni 231.604	102.478	101.893	101.978
Pb 220.353	50.2009	49.8762	51.7239
Sb 206.834	50.7729	50.3681	52.3280
Se 196.026	96.1299	101.608	100.084
Sn 189.925	103.132	104.075	101.267
Sr 216.596	103.368	103.144	102.284
Ti 334.941	105.044	104.404	103.390
Tl 190.794	37.4251	39.7820	43.1803
V 292.401	101.118	101.085	101.144
Zn 206.200	100.968	101.049	100.582

Label	Sol'n Conc.	Units	SD	%RSD	Int. (c/s)
Ag 328.068	49.0057	ppb	0.2356	0.5	3085.99
Al 308.215	4976.16	ppb	8.7213	0.2	32101.8
As 188.980	100.201	ppb	2.2644	2.3	78.3923
B 249.678	200.858	ppb	0.4752	0.2	2732.46
Ba 389.178	98.0017	ppb	0.1527	0.2	1967.24
Be 313.042	51.6803	ppb	0.1159	0.2	75804.6
Ca 370.602	4997	ppb	4.391	0.1	18258
Cd 226.502	51.3517	ppb	0.2863	0.6	2578.92
Co 228.615	50.7227	ppb	0.2543	0.5	663.035
Cr 267.716	99.5973	ppb	0.2067	0.2	4770.68
Cu 324.754	105.742	ppb	0.7850	0.7	6897.96
Fe 271.441	5057.26	ppb	2.3273	0.0	7856.40
K 766.491	5033.63	ppb	6.0635	0.1	172209
Mg 279.078	5024.49	ppb	14.8962	0.3	12027.1
Mn 257.610	516.879	ppb	2.3755	0.5	37472.5
Mo 202.032	100.750	ppb	0.8303	0.8	824.148
Na 330.237	4717.02	ppb	55.2489	1.2	241.336
Ni 231.604	102.116	ppb	0.3161	0.3	362.877
Pb 220.353	50.6003	ppb	0.9865	1.9	86.1274
Sb 206.834	51.1564	ppb	1.0346	2.0	74.9805
Se 196.026	99.2738	ppb	2.8273	2.8	46.4228
Sn 189.925	102.824	ppb	1.4291	1.4	97.8227
Sr 216.596	102.932	ppb	0.5723	0.6	1441.09
Ti 334.941	104.279	ppb	0.8341	0.8	10208.5
Tl 190.794	40.1292	ppb	2.8933	7.2	57.0753
V 292.401	101.116	ppb	0.0296	0.0	2571.72
Zn 206.200	100.866	ppb	0.2495	0.2	2149.154

E10172012.wvq. All Data Report 10/22/2012, 11:23:18 AM

680-83783-c-5-a (Samp) **10/17/2012, 7:12:36 PM** **Rack 1, Tube 55****Weight: 1****Volume: 1****Dilution: 1**

Label	Replicates Concentration		
Ag 328.068	-0.2688u	-0.0408u	-0.0732u
Al 308.215	2348.02	2341.84	2348.44
As 188.980	3.5198	3.6973	6.2061
B 249.678	29.1042	29.1207	28.8559
Ba 389.178	56.2201	55.9484	56.2049
Be 313.042	0.1146	0.1206	0.1290
Ca 370.602	74020	73876	73760
Cd 226.502	0.4367	0.6741	0.5159
Co 228.615	4.6990	4.5704	4.7571
Cr 267.716	1.9367	2.3716	1.9440
Cu 324.754	4.4736	4.5244	4.6564
Fe 271.441	1800.90	1794.28	1798.87
K 766.491	12373.8	12384.2	12356.5
Mg 279.078	20146.5	20077.1	20040.5
Mn 257.610	16603.5	16381.6	16579.2
Mo 202.032	0.8659	0.7676	1.0125
Na 330.237	93422.1	93397.6	93440.6
Ni 231.604	5.0473	5.3145	5.0194
Pb 220.353	2.9588	1.4921	1.8800
Sb 206.834	0.5603	1.4852	0.4590
Se 196.026	13.6847	8.1497	6.1427
Sn 189.925	-2.1090u	1.0502	-1.1780u
Sr 216.596	373.559	372.689	372.737
Ti 334.941	172.222	171.281	169.806
Tl 190.794	-9.7291	-6.2389	-6.3755
V 292.401	3.5121	3.3962	3.3460
Zn 206.200	159.064	158.225	154.996

Label	Sol'n Conc.	Units	SD	%RSD	Int. (c/s)
Ag 328.068	-0.1276b	ppb	0.1234	96.7	-13.9614
Al 308.215	2346.10b	ppb	3.6977	0.2	15272.2
As 188.980	4.4744b	ppb	1.5023	33.6	1.3073
B 249.678	29.0270b	ppb	0.1483	0.5	431.417
Ba 389.178	56.1245b	ppb	0.1526	0.3	1138.11
Be 313.042	0.1214b	ppb	0.0072	6.0	97.9337
Ca 370.602	73885b	ppb	130.5	0.2	301122
Cd 226.502	0.5422b	ppb	0.1209	22.3	45.5883
Co 228.615	4.6755b	ppb	0.0955	2.0	70.5014
Cr 267.716	2.0841b	ppb	0.2490	11.9	140.423
Cu 324.754	4.5514b	ppb	0.0944	2.1	516.344
Fe 271.441	1798.02b	ppb	3.3923	0.2	2790.21
K 766.491	12371.5b	ppb	14.0223	0.1	422737
Mg 279.078	20088.1b	ppb	53.8324	0.3	47881.8
Mn 257.610	16521.4b	ppb	121.730	0.7	1196204
Mo 202.032	0.8820b	ppb	0.1233	14.0	11.8267
Na 330.237	93420.1b	ppb	21.5626	0.0	4871.38
Ni 231.604	5.1271b	ppb	0.1629	3.2	23.8558
Pb 220.353	2.1103b	ppb	0.7599	36.0	6.0862
Sb 206.834	0.8348b	ppb	0.5655	67.7	1.5957
Se 196.026	9.3257b	ppb	3.9061	41.9	6.2257
Sn 189.925	-0.7456b	ppb	1.6234	217.7	-2.9523
Sr 216.596	372.995b	ppb	0.4886	0.1	5202.61
Ti 334.941	171.103b	ppb	1.2176	0.7	16761.4
Tl 190.794	-7.4479b	ppb	1.9768	26.5	11.3157
V 292.401	3.4181b	ppb	0.0852	2.5	47.3073
Zn 206.200	157.428b	ppb	2.1471	1.4	231.431

E10172012.wvq. All Data Report 10/22/2012, 11:23:18 AM

680-83783-c-5-a (Samp) 10/17/2012, 7:18:23 PM Rack 1, Tube 56

Weight: 1

Volume: 1

Dilution: 1

Label	Replicates Concentration		
Ag 328.068	-0.1292u	-0.6223u	-0.2997u
Al 308.215	482.772	468.267	457.160
As 188.980	-0.3833u	-3.2762u	1.4889
B 249.678	6.4089	5.9483	5.2555
Ba 389.178	11.0852	10.4105	9.3969
Be 313.042	-0.0297u	-0.0443u	-0.0389u
Ca 370.602	15228	14761	14343
Cd 226.502	0.1384	-0.0515	-0.0168
Co 228.615	0.9757	0.8289	1.1571
Cr 267.716	0.1143	0.0942	0.0604
Cu 324.754	0.6806	0.7025	0.8006
Fe 271.441	373.799	368.568	353.280
K 766.491	2250.70	2216.58	2162.46
Mg 279.078	4172.83	4040.50	3924.44
Mn 257.610	3622.58	3532.40	3379.96
Mo 202.032	-0.1220u	0.1462	0.6214
Na 330.237	18044.4	17356.3	16978.9
Ni 231.604	1.0686	0.5769	0.9825
Pb 220.353	0.7406	0.8667	1.0041
Sb 206.834	-0.4734u	-1.3845u	-1.6410u
Se 196.026	-4.3994u	3.8493	5.2189
Sn 189.925	-0.5065u	-1.5958u	1.0712
Sr 216.596	78.6186	76.4310	73.6711
Ti 334.941	35.8443	34.4167	33.2904
Tl 190.794	-0.6903	-1.2171	-1.6688
V 292.401	0.4453	0.6348	0.5339
Zn 206.200	35.2853	32.7597	30.8054

Label	Sol'n Conc.	Units	SD	%RSD	Int. (c/s)
Ag 328.068	-0.3504	ppb	0.2504	71.5	-24.4370
Al 308.215	469.400	ppb	12.8437	2.7	3270.95
As 188.980	-0.7236	ppb	2.4007	331.8	-2.9020
B 249.678	5.8709	ppb	0.5806	9.9	121.938
Ba 389.178	10.2975	ppb	0.8498	8.3	212.730
Be 313.042	-0.0376	ppb	0.0074	19.7	-145.805
Ca 370.602	14777	ppb	443.0	3.0	60263
Cd 226.502	0.0234	ppb	0.1011	432.7	8.0073
Co 228.615	0.9872	ppb	0.1644	16.7	19.1769
Cr 267.716	0.0896	ppb	0.0272	30.3	43.9372
Cu 324.754	0.7279	ppb	0.0639	8.8	273.310
Fe 271.441	365.216	ppb	10.6623	2.9	563.256
K 766.491	2209.91	ppb	44.4986	2.0	75802.0
Mg 279.078	4045.92	ppb	124.287	3.1	9645.88
Mn 257.610	3511.65	ppb	122.635	3.5	254286
Mo 202.032	0.2152	ppb	0.3765	174.9	6.4236
Na 330.237	17459.9	ppb	540.227	3.1	908.554
Ni 231.604	0.8760	ppb	0.2626	30.0	8.2274
Pb 220.353	0.8705	ppb	0.1318	15.1	1.4207
Sb 206.834	-1.1663	ppb	0.6136	52.6	-1.4050
Se 196.026	1.5563	ppb	5.2030	334.3	2.7496
Sn 189.925	-0.3437	ppb	1.3409	390.1	-2.6221
Sr 216.596	76.2402	ppb	2.4793	3.3	1066.76
Ti 334.941	34.5171	ppb	1.2799	3.7	3362.00
Tl 190.794	-1.1921	ppb	0.4897	41.1	-0.3827
V 292.401	0.5380	ppb	0.0948	17.6	3.6711
Zn 206.200	32.9501	ppb	2.2460	6.8	52.0622

E10172012.wvq. All Data Report 10/22/2012, 11:23:18 AM

680-83783-c-5-a (Samp) **10/17/2012, 7:24:10 PM** **Rack 1, Tube 57****Weight: 1****Volume: 1****Dilution: 1**

Label	Replicates Concentration		
Ag 328.068	50.3787	51.3261	49.4222
Al 308.215	4332.88	4434.93	4271.75
As 188.980	1995.73	2036.37	1967.10
B 249.678	1034.05	1060.39	1025.57
Ba 389.178	2057.13	2102.39	2027.52
Be 313.042	51.2116	52.3594	50.4510
Ca 370.602	76425	78087	75315
Cd 226.502	50.7940	52.2045	49.8329
Co 228.615	511.151	518.833	502.105
Cr 267.716	198.838	202.778	195.267
Cu 324.754	268.419	273.402	263.326
Fe 271.441	2735.87	2817.89	2708.51
K 766.491	17217.0	17732.3	17078.8
Mg 279.078	24518.6	25023.9	24102.7
Mn 257.610	16369.2	16749.6	16206.9
Mo 202.032	497.489	506.289	490.255
Na 330.237	96255.5x	98405.8x	95295.2x
Ni 231.604	505.452	514.974	491.708
Pb 220.353	501.337	508.287	489.987
Sb 206.834	504.926	511.878	495.881
Se 196.026	2051.30	2103.64	2024.54
Sn 189.925	998.747	1024.35	979.646
Sr 216.596	862.368	858.988	849.870
Ti 334.941	1175.29	1194.30	1150.10
Tl 190.794	2024.49	2082.71	2005.85
V 292.401	502.717	514.635	496.073
Zn 206.200	639.908	655.778	629.674

Label	Sol'n Conc.	Units	SD	%RSD	Int. (c/s)
Ag 328.068	50.3757b	ppb	0.9519	1.9	3165.83
Al 308.215	4346.52b	ppb	82.4384	1.9	28119.8
As 188.980	1999.73b	ppb	34.8055	1.7	1620.93
B 249.678	1040.00b	ppb	18.1565	1.7	13981.5
Ba 389.178	2062.35b	ppb	37.7079	1.8	41177.6
Be 313.042	51.3407b	ppb	0.9608	1.9	75350.6
Ca 370.602	76609b	ppb	1395	1.8	311882
Cd 226.502	50.9438b	ppb	1.1929	2.3	2557.95
Co 228.615	510.696b	ppb	8.3733	1.6	6643.01
Cr 267.716	198.961b	ppb	3.7571	1.9	9488.26
Cu 324.754	268.383b	ppb	5.0382	1.9	17174.6
Fe 271.441	2754.09b	ppb	56.9202	2.1	4333.59
K 766.491	17342.7b	ppb	344.425	2.0	592462
Mg 279.078	24548.4b	ppb	461.327	1.9	58560.6
Mn 257.610	16441.9b	ppb	278.551	1.7	1190453
Mo 202.032	498.011b	ppb	8.0300	1.6	4055.95
Na 330.237	96652.1xb	ppb	1592.78	1.6	5031.66
Ni 231.604	504.044b	ppb	11.6964	2.3	1772.09
Pb 220.353	499.871b	ppb	9.2377	1.8	861.227
Sb 206.834	504.228b	ppb	8.0214	1.6	736.245
Se 196.026	2059.83b	ppb	40.2369	2.0	922.322
Sn 189.925	1000.91b	ppb	22.4285	2.2	972.370
Sr 216.596	857.076b	ppb	6.4646	0.8	11899.6
Ti 334.941	1173.23b	ppb	22.1743	1.9	115085
Tl 190.794	2037.69b	ppb	40.0915	2.0	3135.03
V 292.401	504.475b	ppb	9.4053	1.9	12814.5
Zn 206.200	641.787b	ppb	13.1532	2.0	926.664

E10172012.wvq. All Data Report 10/22/2012, 11:23:18 AM

680-83783-c-5-b ms (Samp) **10/17/2012, 7:29:57 PM** **Rack 1, Tube 58****Weight: 1****Volume: 1****Dilution: 1**

Label	Replicates Concentration		
Ag 328.068	50.3438	49.8297	49.9734
Al 308.215	8064.67	8024.52	8012.09
As 188.980	106.070	102.347	104.536
B 249.678	238.923	236.607	235.902
Ba 389.178	156.359	156.250	155.572
Be 313.042	52.4413	52.1856	52.0845
Ca 370.602	79988	79630	79506
Cd 226.502	51.7063	51.2108	51.0653
Co 228.615	55.3032	54.5820	55.3200
Cr 267.716	102.647	101.972	102.030
Cu 324.754	111.715	111.525	111.674
Fe 271.441	7030.82	7004.25	7000.69
K 766.491	17875.4	17821.7	17791.5
Mg 279.078	25568.0	25388.4	25353.9
Mn 257.610	17349.5	17129.8	17019.8
Mo 202.032	101.473	101.920	101.685
Na 330.237	99941.0x	99624.1x	99709.0x
Ni 231.604	105.990	106.584	106.832
Pb 220.353	56.0859	52.4462	52.7140
Sb 206.834	47.5847	49.8551	49.8003
Se 196.026	128.584	112.755	117.030
Sn 189.925	102.298	99.8561	101.302
Sr 216.596	483.356	479.121	478.027
Ti 334.941	294.768	292.200	289.882
Tl 190.794	33.2381	33.2518	32.2797
V 292.401	106.003	105.427	105.404
Zn 206.200	260.775	260.352	258.070

Label	Sol'n Conc.	Units	SD	%RSD	Int. (c/s)
Ag 328.068	50.0490b	ppb	0.2652	0.5	3147.20
Al 308.215	8033.76b	ppb	27.4772	0.3	51654.9
As 188.980	104.318b	ppb	1.8712	1.8	81.7183
B 249.678	237.144b	ppb	1.5804	0.7	3217.59
Ba 389.178	156.060b	ppb	0.4264	0.3	3139.80
Be 313.042	52.2371b	ppb	0.1839	0.4	76635.8
Ca 370.602	79708b	ppb	250.5	0.3	322638
Cd 226.502	51.3275b	ppb	0.3361	0.7	2593.29
Co 228.615	55.0684b	ppb	0.4213	0.8	724.184
Cr 267.716	102.217b	ppb	0.3741	0.4	4897.35
Cu 324.754	111.638b	ppb	0.1002	0.1	7272.38
Fe 271.441	7011.92b	ppb	16.4655	0.2	10894.3
K 766.491	17829.5b	ppb	42.4996	0.2	609083
Mg 279.078	25436.8b	ppb	114.948	0.5	60677.8
Mn 257.610	17166.4b	ppb	167.896	1.0	1242907
Mo 202.032	101.693b	ppb	0.2233	0.2	831.803
Na 330.237	99758.0xb	ppb	164.045	0.2	5199.44
Ni 231.604	106.469b	ppb	0.4326	0.4	379.075
Pb 220.353	53.7487b	ppb	2.0285	3.8	94.7553
Sb 206.834	49.0800b	ppb	1.2953	2.6	72.0179
Se 196.026	119.456b	ppb	8.1886	6.9	55.4466
Sn 189.925	101.152b	ppb	1.2279	1.2	96.2710
Sr 216.596	480.168b	ppb	2.8149	0.6	6698.99
Ti 334.941	292.283b	ppb	2.4439	0.8	28652.4
Tl 190.794	32.9232b	ppb	0.5573	1.7	73.2495
V 292.401	105.611b	ppb	0.3391	0.3	2648.60
Zn 206.200	259.732b	ppb	1.4549	0.6	257.073

E10172012.wvq. All Data Report 10/22/2012, 11:23:18 AM

680-83783-c-5-c msd (Samp) 10/17/2012, 7:35:45 PM Rack 1, Tube 59

Weight: 1

Volume: 1

Dilution: 1

Label	Replicates Concentration		
Ag 328.068	50.0372	49.2967	50.3136
Al 308.215	7918.79	7866.53	8000.13
As 188.980	103.480	108.258	101.288
B 249.678	231.402	230.192	234.091
Ba 389.178	154.801	153.463	156.263
Be 313.042	52.0547	51.7083	52.5060
Ca 370.602	78684	78205	79403
Cd 226.502	51.1499	50.8658	51.4909
Co 228.615	54.8436	53.2792	55.0647
Cr 267.716	101.839	101.072	102.645
Cu 324.754	110.778	109.991	112.676
Fe 271.441	6947.85	6918.37	7016.16
K 766.491	17574.1	17533.9	17737.3
Mg 279.078	25205.5	24969.1	25361.2
Mn 257.610	16965.0	16777.5	17076.0
Mo 202.032	100.917	100.558	102.124
Na 330.237	98113.8x	97478.7x	98921.1x
Ni 231.604	106.111	104.281	105.726
Pb 220.353	50.0203	52.2141	52.5487
Sb 206.834	50.3393	51.1054	54.8490
Se 196.026	112.481	115.852	113.092
Sn 189.925	103.729	100.668	99.4243
Sr 216.596	478.296	470.395	476.504
Ti 334.941	289.233	286.097	289.600
Tl 190.794	31.8034	31.8989	33.2058
V 292.401	105.465	104.392	106.179
Zn 206.200	258.485	253.321	255.181

Label	Sol'n Conc.	Units	SD	%RSD	Int. (c/s)
Ag 328.068	49.8825b	ppb	0.5258	1.1	3136.77
Al 308.215	7928.48b	ppb	67.3250	0.8	50981.6
As 188.980	104.342b	ppb	3.5637	3.4	81.7408
B 249.678	231.895b	ppb	1.9957	0.9	3147.27
Ba 389.178	154.843b	ppb	1.4004	0.9	3115.31
Be 313.042	52.0897b	ppb	0.4000	0.8	76419.0
Ca 370.602	78764b	ppb	602.9	0.8	318805
Cd 226.502	51.1689b	ppb	0.3130	0.6	2585.08
Co 228.615	54.3958b	ppb	0.9733	1.8	715.391
Cr 267.716	101.852b	ppb	0.7867	0.8	4879.99
Cu 324.754	111.149b	ppb	1.3804	1.2	7241.45
Fe 271.441	6960.79b	ppb	50.1657	0.7	10814.8
K 766.491	17615.1b	ppb	107.744	0.6	601761
Mg 279.078	25178.6b	ppb	197.419	0.8	60062.4
Mn 257.610	16939.5b	ppb	150.847	0.9	1226482
Mo 202.032	101.199b	ppb	0.8203	0.8	827.790
Na 330.237	98171.2xb	ppb	722.924	0.7	5116.67
Ni 231.604	105.373b	ppb	0.9645	0.9	375.223
Pb 220.353	51.5944b	ppb	1.3734	2.7	91.0113
Sb 206.834	52.0979b	ppb	2.4131	4.6	76.4565
Se 196.026	113.808b	ppb	1.7961	1.6	52.9229
Sn 189.925	101.274b	ppb	2.2156	2.2	96.3887
Sr 216.596	475.065b	ppb	4.1425	0.9	6627.87
Ti 334.941	288.310b	ppb	1.9254	0.7	28262.6
Tl 190.794	32.3027b	ppb	0.7836	2.4	71.9672
V 292.401	105.345b	ppb	0.8995	0.9	2642.36
Zn 206.200	255.662b	ppb	2.6157	1.0	257.217

E10172012.wvq. All Data Report 10/22/2012, 11:23:18 AM

680-83783-c-6-a (Samp) 10/17/2012, 7:41:33 PM Rack 1, Tube 60

Weight: 1

Volume: 1

Dilution: 1

Label	Replicates Concentration		
Ag 328.068	0.0752u	-0.0380u	0.0575u
Al 308.215	167.273	169.862	161.321
As 188.980	6.3661	1.0790	2.6104
B 249.678	26.0142	25.6126	24.5780
Ba 389.178	40.6151	40.6289	38.5639
Be 313.042	0.0134	0.0354	0.0363
Ca 370.602	87782	88461	85631
Cd 226.502	-0.4559	-0.3666	-0.4451
Co 228.615	3.9306	3.8918	3.8747
Cr 267.716	0.7203	0.7720	0.5349
Cu 324.754	0.4277	0.3947	0.3349
Fe 271.441	9228.53	9307.84	8973.71
K 766.491	10875.4	10984.0	10791.5
Mg 279.078	26947.1	27104.4	26149.1
Mn 257.610	21416.4	21367.3	20807.7
Mo 202.032	2.8471	2.7172	2.6471
Na 330.237	91022.9	91763.9	89135.6
Ni 231.604	9.3869	9.2056	8.9190
Pb 220.353	2.1542	-0.8898	0.7747
Sb 206.834	0.6860	-1.4196u	-0.9062u
Se 196.026	17.7804	20.4637	11.3749
Sn 189.925	1.7993	-2.3127u	-1.0095u
Sr 216.596	432.940	436.462	427.639
Ti 334.941	6.8196	6.5629	6.5175
Tl 190.794	-8.8653	-9.0966	-9.5729
V 292.401	1.3629u	1.1648u	1.5202u
Zn 206.200	91.7111	91.9442	88.4872

Label	Sol'n Conc.	Units	SD	%RSD	Int. (c/s)
Ag 328.068	0.0316	ppb	0.0609	192.8	-6.4825
Al 308.215	166.152	ppb	4.3796	2.6	1331.75
As 188.980	3.3518	ppb	2.7204	81.2	0.4038
B 249.678	25.4016	ppb	0.7410	2.9	378.076
Ba 389.178	39.9360	ppb	1.1883	3.0	822.826
Be 313.042	0.0284	ppb	0.0130	45.7	-40.5539
Ca 370.602	87291	ppb	1478	1.7	352763
Cd 226.502	-0.4225	ppb	0.0487	11.5	25.2810
Co 228.615	3.8990	ppb	0.0286	0.7	56.6195
Cr 267.716	0.6758	ppb	0.1247	18.4	75.8867
Cu 324.754	0.3858	ppb	0.0471	12.2	251.411
Fe 271.441	9170.03	ppb	174.583	1.9	14238.9
K 766.491	10883.6	ppb	96.5211	0.9	371938
Mg 279.078	26733.5	ppb	512.164	1.9	63731.9
Mn 257.610	21197.1	ppb	338.153	1.6	1534734
Mo 202.032	2.7371	ppb	0.1015	3.7	26.4415
Na 330.237	90640.8	ppb	1355.20	1.5	4725.34
Ni 231.604	9.1705	ppb	0.2359	2.6	38.6195
Pb 220.353	0.6797	ppb	1.5242	224.3	4.9579
Sb 206.834	-0.5466	ppb	1.0979	200.9	-0.3628
Se 196.026	16.5397	ppb	4.6697	28.2	9.4745
Sn 189.925	-0.5076	ppb	2.1015	414.0	-2.7152
Sr 216.596	432.347	ppb	4.4409	1.0	6047.51
Ti 334.941	6.6333	ppb	0.1629	2.5	624.985
Tl 190.794	-9.1783	ppb	0.3608	3.9	14.5799
V 292.401	1.3493	ppb	0.1781	13.2	-15.2348
Zn 206.200	90.7142	ppb	1.9321	2.1	135.751

E10172012.wvq. All Data Report 10/22/2012, 11:23:18 AM

680-83783-c-13-a (Samp) **10/17/2012, 7:58:53 PM** **Rack 2, Tube 3**
Weight: 1 **Volume: 1** **Dilution: 1**

Label	Replicates Concentration		
Ag 328.068	-0.4379u	-0.4707u	-0.4248u
Al 308.215	5251.47	5234.90	5231.10
As 188.980	1.9737	0.5843	1.9049
B 249.678	29.5589	28.1751	27.8397
Ba 389.178	121.894	120.632	121.284
Be 313.042	0.3081	0.2930	0.2941
Ca 370.602	76678	76418	76524
Cd 226.502	-0.0700	-0.1035	-0.0401
Co 228.615	5.7034	5.7034	5.6574
Cr 267.716	5.4049	5.4906	5.6121
Cu 324.754	10.9530	11.0517	10.7331
Fe 271.441	8867.00	8841.50	8833.67
K 766.491	12193.3	12144.5	12178.2
Mg 279.078	24112.6	23921.6	24060.3
Mn 257.610	7094.34	7003.31	7098.91
Mo 202.032	5.5487	5.6038	5.4438
Na 330.237	268911x	269391x	269058x
Ni 231.604	41.1595	42.1537	42.0456
Pb 220.353	4.9497	7.1350	6.7880
Sb 206.834	-1.1206u	0.1320	-0.6532u
Se 196.026	9.5269	11.8055	7.0851
Sn 189.925	0.6226	0.2147	-1.1258u
Sr 216.596	440.920	438.052	442.325
Ti 334.941	105.860	104.163	106.357
Tl 190.794	-2.9075	-2.2566	-1.6508
V 292.401	5.0987	4.8926	5.0715
Zn 206.200	62.8946	59.6049	59.3241

Label	Sol'n Conc.	Units	SD	%RSD	Int. (c/s)
Ag 328.068	-0.4445b	ppb	0.0237	5.3	-36.4019
Al 308.215	5239.16b	ppb	10.8315	0.2	33773.1
As 188.980	1.4876b	ppb	0.7830	52.6	-1.1448
B 249.678	28.5246b	ppb	0.9113	3.2	420.149
Ba 389.178	121.270b	ppb	0.6309	0.5	2444.08
Be 313.042	0.2984b	ppb	0.0084	2.8	343.463
Ca 370.602	76540b	ppb	131.0	0.2	308503
Cd 226.502	-0.0712b	ppb	0.0317	44.6	40.0293
Co 228.615	5.6880b	ppb	0.0265	0.5	82.1905
Cr 267.716	5.5025b	ppb	0.1041	1.9	308.086
Cu 324.754	10.9126b	ppb	0.1631	1.5	916.645
Fe 271.441	8847.39b	ppb	17.4291	0.2	13737.9
K 766.491	12172.0b	ppb	25.0134	0.2	415925
Mg 279.078	24031.5b	ppb	98.6924	0.4	57444.7
Mn 257.610	7065.52b	ppb	53.9238	0.8	511616
Mo 202.032	5.5321b	ppb	0.0812	1.5	49.3553
Na 330.237	269120xb	ppb	245.618	0.1	14042.6
Ni 231.604	41.7863b	ppb	0.5455	1.3	152.653
Pb 220.353	6.2909b	ppb	1.1744	18.7	11.4797
Sb 206.834	-0.5473b	ppb	0.6330	115.7	-0.2899
Se 196.026	9.4725b	ppb	2.3606	24.9	6.3159
Sn 189.925	-0.0962b	ppb	0.9147	951.3	-2.2486
Sr 216.596	440.432b	ppb	2.1776	0.5	6156.05
Ti 334.941	105.460b	ppb	1.1506	1.1	10316.7
Tl 190.794	-2.2716b	ppb	0.6285	27.7	2.1166
V 292.401	5.0210b	ppb	0.1120	2.2	105.027
Zn 206.200	60.6079b	ppb	1.9854	3.3	92.3714

E10172012.wvq. All Data Report 10/22/2012, 11:23:18 AM

680-83783-c-18-a (Samp) **10/17/2012, 8:04:39 PM** **Rack 2, Tube 4****Weight: 1****Volume: 1****Dilution: 1**

Label	Replicates Concentration		
Ag 328.068	-0.0827u	-0.2208u	0.1174u
Al 308.215	788.115	775.993	774.763
As 188.980	2.1374	3.9045	5.0011
B 249.678	-21.9259u	-21.1065u	-21.2400u
Ba 389.178	331.189	327.791	328.275
Be 313.042	0.3287	0.3308	0.3232
Ca 370.602	66847	66415	66394
Cd 226.502	-0.9602	-1.2383	-0.8047
Co 228.615	20.4555	20.2466	20.6077
Cr 267.716	0.5610	0.8350	0.6135
Cu 324.754	2.2780	2.5721	2.3054
Fe 271.441	74675.3	74084.4	73797.9
K 766.491	9018.32	8949.13	8909.55
Mg 279.078	13679.0	13530.9	13593.2
Mn 257.610	24116.5	24534.7	24161.4
Mo 202.032	3.0588	2.6142	2.7105
Na 330.237	100942x	100289x	99640.1x
Ni 231.604	5.1345	4.5802	4.4937
Pb 220.353	-1.5220	-1.9218	-1.6906
Sb 206.834	-1.0418u	0.5121	1.9549
Se 196.026	22.5589	16.0726	15.1381
Sn 189.925	-0.6210u	3.3888	0.2615
Sr 216.596	908.716	894.542	899.063
Ti 334.941	44.0273	43.2660	44.3230
Tl 190.794	-6.7392	-7.9668	-7.2051
V 292.401	2.5318	2.2592	2.3594
Zn 206.200	13.6461	10.4262	12.6051

Label	Sol'n Conc.	Units	SD	%RSD	Int. (c/s)
Ag 328.068	-0.0620b	ppb	0.1701	274.1	-33.0767
Al 308.215	779.624b	ppb	7.3793	0.9	5254.95
As 188.980	3.6810b	ppb	1.4448	39.3	0.6684
B 249.678	-21.4241b	ppb	0.4397	2.1	-291.393
Ba 389.178	329.085b	ppb	1.8382	0.6	6592.95
Be 313.042	0.3276b	ppb	0.0039	1.2	390.658
Ca 370.602	66552b	ppb	255.7	0.4	240277
Cd 226.502	-1.0011b	ppb	0.2197	21.9	227.767
Co 228.615	20.4366b	ppb	0.1813	0.9	275.371
Cr 267.716	0.6698b	ppb	0.1454	21.7	96.9108
Cu 324.754	2.3852b	ppb	0.1625	6.8	377.988
Fe 271.441	74185.9b	ppb	447.436	0.6	115208
K 766.491	8959.00b	ppb	55.0504	0.6	306228
Mg 279.078	13601.0b	ppb	74.3243	0.5	32263.2
Mn 257.610	24270.9b	ppb	229.604	0.9	1757294
Mo 202.032	2.7945b	ppb	0.2339	8.4	23.2983
Na 330.237	100290xb	ppb	650.797	0.6	5213.76
Ni 231.604	4.7361b	ppb	0.3477	7.3	25.4373
Pb 220.353	-1.7114b	ppb	0.2007	11.7	3.3535
Sb 206.834	0.4751b	ppb	1.4987	315.5	2.3715
Se 196.026	17.9232b	ppb	4.0417	22.6	10.3202
Sn 189.925	1.0098b	ppb	2.1070	208.7	-1.2485
Sr 216.596	900.774b	ppb	7.2400	0.8	12723.6
Ti 334.941	43.8721b	ppb	0.5453	1.2	4280.77
Tl 190.794	-7.3037b	ppb	0.6197	8.5	8.8019
V 292.401	2.3834b	ppb	0.1379	5.8	34.7235
Zn 206.200	12.2258b	ppb	1.6431	13.4	22.8362

E10172012.wvq. All Data Report 10/22/2012, 11:23:18 AM

680-83783-c-19-a (Samp) 10/17/2012, 8:10:26 PM Rack 2, Tube 5
 Weight: 1 Volume: 1 Dilution: 1

Label	Replicates Concentration		
Ag 328.068	-0.0735u	0.1233u	-0.0709u
Al 308.215	81.2581	81.1081	81.3786
As 188.980	3.7495	2.6196	7.4649
B 249.678	15.5603	16.4266	17.3331
Ba 389.178	58.5463	57.0665	59.2069
Be 313.042	-0.0094u	-0.0153u	-0.0062u
Ca 370.602	87400	87474	89901
Cd 226.502	-0.4402	-0.5652	-0.5401
Co 228.615	8.1416	8.4991	8.9370
Cr 267.716	0.1416	0.2077	0.3161
Cu 324.754	3.3155	3.3149	3.2443
Fe 271.441	15117.6	15137.4	15526.0
K 766.491	10513.6	10566.3	10817.1
Mg 279.078	25623.1	25615.5	26452.4
Mn 257.610	20098.7	20184.5	21087.5
Mo 202.032	8.0217	8.2892	8.8402
Na 330.237	124254x	124503x	127587x
Ni 231.604	10.0467	9.1196	9.9447
Pb 220.353	0.0414	-1.0263	1.5937
Sb 206.834	-1.9977u	-2.1020u	-1.5557u
Se 196.026	15.2506	28.2868	12.8371
Sn 189.925	0.0893	-0.5725u	0.6805
Sr 216.596	428.991	429.628	443.945
Ti 334.941	2.6208	2.5332	2.6922
Tl 190.794	-8.1326	-7.4959	-7.4791
V 292.401	1.2385u	1.2567u	1.3846u
Zn 206.200	20.5351	21.6736	21.3280

Label	Sol'n Conc.	Units	SD	%RSD	Int. (c/s)
Ag 328.068	-0.0071b	ppb	0.1129	1601.1	-10.4508
Al 308.215	81.2483b	ppb	0.1355	0.2	788.976
As 188.980	4.6114b	ppb	2.5350	55.0	1.4280
B 249.678	16.4400b	ppb	0.8865	5.4	254.041
Ba 389.178	58.2733b	ppb	1.0960	1.9	1188.84
Be 313.042	-0.0103b	ppb	0.0046	44.7	-100.454
Ca 370.602	88258b	ppb	1423	1.6	354041
Cd 226.502	-0.5152b	ppb	0.0661	12.8	42.3771
Co 228.615	8.5259b	ppb	0.3984	4.7	116.665
Cr 267.716	0.2218b	ppb	0.0881	39.7	56.8974
Cu 324.754	3.2916b	ppb	0.0409	1.2	434.722
Fe 271.441	15260.3b	ppb	230.297	1.5	23697.5
K 766.491	10632.3b	ppb	162.164	1.5	363358
Mg 279.078	25897.0b	ppb	480.960	1.9	61740.8
Mn 257.610	20456.9b	ppb	547.844	2.7	1481144
Mo 202.032	8.3837b	ppb	0.4173	5.0	72.0388
Na 330.237	125448xb	ppb	1856.98	1.5	6541.39
Ni 231.604	9.7037b	ppb	0.5084	5.2	40.7221
Pb 220.353	0.2029b	ppb	1.3174	649.3	4.1468
Sb 206.834	-1.8851b	ppb	0.2901	15.4	-2.2871
Se 196.026	18.7915b	ppb	8.3113	44.2	10.5018
Sn 189.925	0.0658b	ppb	0.6268	953.2	-2.1428
Sr 216.596	434.188b	ppb	8.4559	1.9	6088.36
Ti 334.941	2.6154b	ppb	0.0796	3.0	230.044
Tl 190.794	-7.7025b	ppb	0.3725	4.8	14.1938
V 292.401	1.2933b	ppb	0.0796	6.2	-13.9618
Zn 206.200	21.1789b	ppb	0.5837	2.8	2577999

E10172012.wvq. All Data Report 10/22/2012, 11:23:18 AM

680-83783-d-20-a (Samp) 10/17/2012, 8:16:12 PM Rack 2, Tube 6
 Weight: 1 Volume: 1 Dilution: 1

Label	Replicates Concentration		
Ag 328.068	-0.0074u	0.0001u	-0.0571u
Al 308.215	46.3482	44.0847	43.0338
As 188.980	-1.9377u	0.9560	6.1579
B 249.678	19.0305	18.8962	18.7398
Ba 389.178	49.0395	47.9707	47.6170
Be 313.042	-0.0390u	-0.0463u	-0.0414u
Ca 370.602	110327	108159	108688
Cd 226.502	-0.2428	-0.2230	-0.2748
Co 228.615	2.7798	3.0498	3.4976
Cr 267.716	1.9628	1.8304	1.8020
Cu 324.754	1.5359	1.4139	1.5050
Fe 271.441	3401.67	3333.42	3343.96
K 766.491	15642.6	15358.3	15402.3
Mg 279.078	32025.5	31351.2	31992.7
Mn 257.610	13036.3	12940.0	13132.1
Mo 202.032	10.5784	10.0991	10.7624
Na 330.237	83466.9	81734.2	82221.3
Ni 231.604	13.3029	12.7320	13.7701
Pb 220.353	0.1517	1.1004	-0.1071
Sb 206.834	0.9182	-1.2958u	-0.7590u
Se 196.026	14.1960	5.8178	10.0347
Sn 189.925	2.4419	0.1623	-1.7579u
Sr 216.596	545.789	540.143	531.958
Ti 334.941	1.5812	1.4786	1.6781
Tl 190.794	-3.8422	-5.7260	-8.3865
V 292.401	0.7587u	0.8539u	0.8527u
Zn 206.200	13.5494	12.6274	13.3455

Label	Sol'n Conc.	Units	SD	%RSD	Int. (c/s)
Ag 328.068	-0.0215	ppb	0.0311	144.7	-9.5443
Al 308.215	44.4889	ppb	1.6938	3.8	553.945
As 188.980	1.7254	ppb	4.1023	237.8	-0.9280
B 249.678	18.8888	ppb	0.1455	0.8	294.527
Ba 389.178	48.2090	ppb	0.7406	1.5	989.605
Be 313.042	-0.0422	ppb	0.0037	8.9	-136.217
Ca 370.602	109058	ppb	1130	1.0	443650
Cd 226.502	-0.2468	ppb	0.0261	10.6	15.6701
Co 228.615	3.1091	ppb	0.3626	11.7	45.7030
Cr 267.716	1.8651	ppb	0.0858	4.6	130.350
Cu 324.754	1.4849	ppb	0.0634	4.3	320.830
Fe 271.441	3359.68	ppb	36.7440	1.1	5216.08
K 766.491	15467.7	ppb	153.039	1.0	528447
Mg 279.078	31789.8	ppb	380.231	1.2	75941.1
Mn 257.610	13036.1	ppb	96.0275	0.7	943889
Mo 202.032	10.4800	ppb	0.3425	3.3	89.7563
Na 330.237	82474.2	ppb	893.618	1.1	4300.72
Ni 231.604	13.2683	ppb	0.5199	3.9	52.9117
Pb 220.353	0.3817	ppb	0.6358	166.6	2.6051
Sb 206.834	-0.3788	ppb	1.1549	304.8	-0.3163
Se 196.026	10.0162	ppb	4.1891	41.8	6.5397
Sn 189.925	0.2821	ppb	2.1025	745.3	-1.9379
Sr 216.596	539.296	ppb	6.9543	1.3	7521.96
Ti 334.941	1.5793	ppb	0.0998	6.3	129.162
Tl 190.794	-5.9849	ppb	2.2832	38.1	7.1918
V 292.401	0.8218	ppb	0.0546	6.6	-20.3830
Zn 206.200	13.1741	ppb	0.4843	3.7	24.3952

E10172012.wvq. All Data Report 10/22/2012, 11:23:18 AM

680-83783-d-23-a (Samp) 10/17/2012, 8:21:58 PM Rack 2, Tube 7
 Weight: 1 Volume: 1 Dilution: 1

Label	Replicates Concentration		
Ag 328.068	-0.0852u	-0.2020u	0.0511u
Al 308.215	20.0234	18.4765	16.5666
As 188.980	5.6109	4.7367	-0.9709u
B 249.678	3.4395	2.7892	2.8339
Ba 389.178	373.125	358.605	358.648
Be 313.042	0.0996	0.0661	0.0676
Ca 370.602	61273	58947	58976
Cd 226.502	-0.2587	-0.2781	-0.1414
Co 228.615	8.3438	8.4340	8.4818
Cr 267.716	-0.2023u	-0.2327u	-0.3777u
Cu 324.754	0.1867	-0.0091u	-0.1278u
Fe 271.441	6539.59	6237.34	6220.50
K 766.491	9193.36	8918.23	8920.77
Mg 279.078	14933.2	14317.8	14400.2
Mn 257.610	17534.7	16931.5	17273.1
Mo 202.032	0.3098	0.4042	-0.1986u
Na 330.237	129394x	124599x	124764x
Ni 231.604	8.0995	6.9412	6.9968
Pb 220.353	0.4296	-3.5112u	0.7922
Sb 206.834	0.3454	1.3134	1.8988
Se 196.026	12.3392	19.1260	12.1653
Sn 189.925	0.1203	-0.6952u	-2.0842u
Sr 216.596	674.376	636.146	638.394
Ti 334.941	0.3721	0.1052	0.2268
Tl 190.794	-8.2862	-6.0448	-6.9197
V 292.401	0.8464u	1.1737u	0.8884u
Zn 206.200	5.6656	6.1669	5.5419

Label	Sol'n Conc.	Units	SD	%RSD	Int. (c/s)
Ag 328.068	-0.0787b	ppb	0.1267	161.0	-14.6549
Al 308.215	18.3555b	ppb	1.7316	9.4	386.551
As 188.980	3.1256b	ppb	3.5745	114.4	0.2273
B 249.678	3.0209b	ppb	0.3633	12.0	79.9086
Ba 389.178	363.459b	ppb	8.3710	2.3	7266.62
Be 313.042	0.0778b	ppb	0.0189	24.3	22.1902
Ca 370.602	59732b	ppb	1335	2.2	241485
Cd 226.502	-0.2261b	ppb	0.0739	32.7	21.3589
Co 228.615	8.4198b	ppb	0.0701	0.8	115.034
Cr 267.716	-0.2709b	ppb	0.0937	34.6	30.6062
Cu 324.754	0.0166b	ppb	0.1588	956.6	227.984
Fe 271.441	6332.48b	ppb	179.565	2.8	9832.04
K 766.491	9010.79b	ppb	158.119	1.8	307996
Mg 279.078	14550.4b	ppb	334.071	2.3	34617.7
Mn 257.610	17246.4b	ppb	302.463	1.8	1248688
Mo 202.032	0.1718b	ppb	0.3242	188.7	5.7235
Na 330.237	126253xb	ppb	2722.16	2.2	6586.30
Ni 231.604	7.3458b	ppb	0.6533	8.9	31.5896
Pb 220.353	-0.7631b	ppb	2.3868	312.8	1.5873
Sb 206.834	1.1859b	ppb	0.7845	66.2	2.1521
Se 196.026	14.5435b	ppb	3.9695	27.3	8.5727
Sn 189.925	-0.8864b	ppb	1.1146	125.8	-3.0838
Sr 216.596	649.639b	ppb	21.4524	3.3	9059.96
Ti 334.941	0.2347b	ppb	0.1336	56.9	-4.0669
Tl 190.794	-7.0836b	ppb	1.1297	15.9	11.7827
V 292.401	0.9695b	ppb	0.1781	18.4	-15.0194
Zn 206.200	5.7915b	ppb	0.3310	5.7	13.3348

E10172012.wvq. All Data Report 10/22/2012, 11:23:18 AM

680-83783-d-24-a (Samp) 10/17/2012, 8:27:44 PM Rack 2, Tube 8
 Weight: 1 Volume: 1 Dilution: 1

Label	Replicates Concentration		
Ag 328.068	-0.2720u	-0.2543u	-0.3441u
Al 308.215	18.2574	15.5644	15.8272
As 188.980	4.4097	4.9310	1.6878
B 249.678	8.7463	8.9978	8.8752
Ba 389.178	301.768	302.690	302.087
Be 313.042	0.0488	0.0403	0.0411
Ca 370.602	89661	89701	89546
Cd 226.502	-0.5495	-0.3600	-0.3875
Co 228.615	4.7821	4.8382	4.5862
Cr 267.716	-0.3062u	-0.4582u	-0.4028u
Cu 324.754	0.4044	0.3999	0.2659
Fe 271.441	9983.26	9976.78	9954.06
K 766.491	9738.40	9716.14	9730.31
Mg 279.078	26826.3	26893.7	26951.2
Mn 257.610	12743.7	12829.4	12937.0
Mo 202.032	2.2960	2.0554	2.3221
Na 330.237	138264x	138005x	137602x
Ni 231.604	7.4801	7.1712	6.7887
Pb 220.353	0.5325	-0.6440	1.0411
Sb 206.834	1.6548	-0.5610u	-0.6236u
Se 196.026	10.7076	7.9960	4.0041
Sn 189.925	-1.0150u	-0.8542u	2.7438
Sr 216.596	539.003	531.602	536.372
Ti 334.941	0.2382	0.3873	0.1980
Tl 190.794	-6.4339	-4.2670	-6.4441
V 292.401	0.9176u	0.9001u	1.3908
Zn 206.200	4.5845	5.2853	5.1446

Label	Sol'n Conc.	Units	SD	%RSD	Int. (c/s)
Ag 328.068	-0.2901b	ppb	0.0476	16.4	-28.0137
Al 308.215	16.5497b	ppb	1.4848	9.0	375.088
As 188.980	3.6761b	ppb	1.7416	47.4	0.6745
B 249.678	8.8731b	ppb	0.1258	1.4	156.009
Ba 389.178	302.182b	ppb	0.4682	0.2	6055.43
Be 313.042	0.0434b	ppb	0.0047	10.8	-20.3446
Ca 370.602	89636b	ppb	80.17	0.1	361620
Cd 226.502	-0.4323b	ppb	0.1024	23.7	27.5977
Co 228.615	4.7355b	ppb	0.1323	2.8	67.3638
Cr 267.716	-0.3891b	ppb	0.0769	19.8	26.3754
Cu 324.754	0.3568b	ppb	0.0787	22.1	249.479
Fe 271.441	9971.37b	ppb	15.3317	0.2	15483.5
K 766.491	9728.28b	ppb	11.2686	0.1	332492
Mg 279.078	26890.4b	ppb	62.5293	0.2	64216.2
Mn 257.610	12836.7b	ppb	96.8689	0.8	929448
Mo 202.032	2.2245b	ppb	0.1470	6.6	22.2205
Na 330.237	137957xb	ppb	333.354	0.2	7195.80
Ni 231.604	7.1467b	ppb	0.3464	4.8	31.5711
Pb 220.353	0.3099b	ppb	0.8643	278.9	2.6488
Sb 206.834	0.1567b	ppb	1.2977	828.1	0.6826
Se 196.026	7.5693b	ppb	3.3721	44.5	5.4696
Sn 189.925	0.2916b	ppb	2.1252	728.9	-1.9169
Sr 216.596	535.659b	ppb	3.7521	0.7	7486.68
Ti 334.941	0.2745b	ppb	0.0997	36.3	-0.1387
Tl 190.794	-5.7150b	ppb	1.2540	21.9	5.8524
V 292.401	1.0695b	ppb	0.2784	26.0	-7.5426
Zn 206.200	5.0048b	ppb	0.3708	7.4	12.5584

E10172012.wvq. All Data Report 10/22/2012, 11:23:18 AM

680-83783-d-25-a (Samp) 10/17/2012, 8:33:32 PM Rack 2, Tube 9
 Weight: 1 Volume: 1 Dilution: 1

Label	Replicates Concentration		
Ag 328.068	-0.1755u	-0.0028u	-0.0829u
Al 308.215	20.4436	20.2586	21.1188
As 188.980	1.9174	0.2040	3.8206
B 249.678	10.2283	10.6317	10.5749
Ba 389.178	63.8394	63.4697	64.4244
Be 313.042	0.0204	0.0318	0.0258
Ca 370.602	143987	144444	144488
Cd 226.502	-0.4338	-0.4137	-0.4338
Co 228.615	2.9510	3.0119	2.9229
Cr 267.716	0.1226	0.0203	-0.1956u
Cu 324.754	1.5300	1.5367	1.6310
Fe 271.441	4788.00	4785.24	4787.13
K 766.491	12088.6	12081.3	12022.6
Mg 279.078	36855.1	37021.3	37170.8
Mn 257.610	14619.1	14662.7	14763.0
Mo 202.032	6.0567	5.8439	5.7446
Na 330.237	95537.3	95633.5	95494.1
Ni 231.604	6.0021	6.3610	6.2534
Pb 220.353	-1.2977	-0.0690	-0.7412
Sb 206.834	-2.5712u	0.8591	-1.9414u
Se 196.026	2.9532	12.4723	7.7781
Sn 189.925	-1.4416u	-0.5342u	-0.4381u
Sr 216.596	906.373	914.499	912.842
Ti 334.941	0.4596	0.5724	0.6578
Tl 190.794	-6.0531	-5.2297	-5.6414
V 292.401	1.0809u	1.1241u	1.1523u
Zn 206.200	137.392	136.333	136.398

Label	Sol'n Conc.	Units	SD	%RSD	Int. (c/s)
Ag 328.068	-0.0871b	ppb	0.0864	99.3	-17.8750
Al 308.215	20.6070b	ppb	0.4528	2.2	401.101
As 188.980	1.9807b	ppb	1.8091	91.3	-0.7064
B 249.678	10.4783b	ppb	0.2183	2.1	180.868
Ba 389.178	63.9112b	ppb	0.4814	0.8	1304.20
Be 313.042	0.0260b	ppb	0.0057	21.9	-27.3668
Ca 370.602	144306b	ppb	277.7	0.2	586774
Cd 226.502	-0.4271b	ppb	0.0116	2.7	15.7198
Co 228.615	2.9619b	ppb	0.0455	1.5	43.9826
Cr 267.716	-0.0176b	ppb	0.1624	925.2	41.6134
Cu 324.754	1.5659b	ppb	0.0565	3.6	325.820
Fe 271.441	4786.79b	ppb	1.4110	0.0	7433.14
K 766.491	12064.1b	ppb	36.1862	0.3	412243
Mg 279.078	37015.8b	ppb	157.925	0.4	88431.3
Mn 257.610	14681.6b	ppb	73.7704	0.5	1063027
Mo 202.032	5.8817b	ppb	0.1594	2.7	52.2653
Na 330.237	95555.0b	ppb	71.3334	0.1	4982.21
Ni 231.604	6.2055b	ppb	0.1842	3.0	28.4749
Pb 220.353	-0.7026b	ppb	0.6152	87.6	1.1149
Sb 206.834	-1.2178b	ppb	1.8260	149.9	-1.4776
Se 196.026	7.7345b	ppb	4.7597	61.5	5.5253
Sn 189.925	-0.8046b	ppb	0.5537	68.8	-2.9726
Sr 216.596	911.238b	ppb	4.2942	0.5	12702.0
Ti 334.941	0.5633b	ppb	0.0994	17.6	29.2607
Tl 190.794	-5.6414b	ppb	0.4117	7.3	10.0484
V 292.401	1.1191b	ppb	0.0360	3.2	-19.4813
Zn 206.200	136.707b	ppb	0.5938	0.4	207.133

E10172012.wvq. All Data Report 10/22/2012, 11:23:18 AM

680-83777-b-2-b (Samp) 10/17/2012, 8:39:19 PM Rack 2, Tube 10

Weight: 1

Volume: 1

Dilution: 1

Label	Replicates Concentration		
Ag 328.068	-0.2704u	-0.0855u	-0.6039u
Al 308.215	32.0210	28.5702	31.2167
As 188.980	6.3698	5.7549	3.9550
B 249.678	12.1161	12.4549	12.5254
Ba 389.178	22.8537	22.9074	24.1020
Be 313.042	0.0824	0.0945	0.0734
Ca 370.602	8642	8683	8761
Cd 226.502	-0.2539	-0.3225	-0.3424u
Co 228.615	1.9903	1.6732	1.6425
Cr 267.716	-0.0130	-0.1688u	-0.4191u
Cu 324.754	2.3496	2.3910	1.9101
Fe 271.441	4430.68	4445.70	4491.60
K 766.491	4112.08	4088.48	4133.04
Mg 279.078	3093.22	3125.86	3153.88
Mn 257.610	134.138	137.238	138.491
Mo 202.032	6.4402	6.7671	6.5284
Na 330.237	21427.0	21639.7	21706.7
Ni 231.604	4.7671	5.5574	5.4368
Pb 220.353	2.1658	0.9884	0.8231
Sb 206.834	-1.4856u	-1.5156u	-0.9792u
Se 196.026	-1.8132u	3.8638	-2.5057u
Sn 189.925	0.6967	-0.6908u	2.2362
Sr 216.596	41.1992	40.7388	42.6750
Ti 334.941	0.5784	0.4927	0.4796
Tl 190.794	-2.2696u	1.3136	1.1632
V 292.401	0.1800	-0.0462u	0.3435
Zn 206.200	7.6339	5.9442	6.9390

Label	Sol'n Conc.	Units	SD	%RSD	Int. (c/s)
Ag 328.068	-0.3199	ppb	0.2627	82.1	-23.1793
Al 308.215	30.6026	ppb	1.8055	5.9	465.103
As 188.980	5.3599	ppb	1.2550	23.4	2.0404
B 249.678	12.3654	ppb	0.2188	1.8	206.356
Ba 389.178	23.2877	ppb	0.7057	3.0	472.627
Be 313.042	0.0834	ppb	0.0106	12.7	29.2446
Ca 370.602	8695	ppb	60.24	0.7	33561
Cd 226.502	-0.3063	ppb	0.0464	15.1	5.5331
Co 228.615	1.7687	ppb	0.1926	10.9	28.4633
Cr 267.716	-0.2003	ppb	0.2048	102.3	31.5683
Cu 324.754	2.2169	ppb	0.2665	12.0	366.882
Fe 271.441	4455.99	ppb	31.7356	0.7	6916.06
K 766.491	4111.20	ppb	22.2902	0.5	140715
Mg 279.078	3124.32	ppb	30.3595	1.0	7483.72
Mn 257.610	136.622	ppb	2.2412	1.6	9939.32
Mo 202.032	6.5786	ppb	0.1691	2.6	57.9523
Na 330.237	21591.1	ppb	146.042	0.7	1123.57
Ni 231.604	5.2538	ppb	0.4257	8.1	23.6913
Pb 220.353	1.3258	ppb	0.7322	55.2	1.6672
Sb 206.834	-1.3268	ppb	0.3014	22.7	-1.6524
Se 196.026	-0.1517	ppb	3.4947	2303.4	2.0009
Sn 189.925	0.7474	ppb	1.4642	195.9	-1.5615
Sr 216.596	41.5377	ppb	1.0115	2.4	593.500
Ti 334.941	0.5169	ppb	0.0537	10.4	26.0842
Tl 190.794	0.0691	ppb	2.0267	2934.7	-4.9150
V 292.401	0.1591	ppb	0.1957	123.0	1.2063
Zn 206.200	6.8390	ppb	0.8493	12.4	14.5215

E10172012.wvq. All Data Report 10/22/2012, 11:23:18 AM

680-83777-b-5-b (Samp) 10/17/2012, 8:45:06 PM Rack 2, Tube 11

Weight: 1

Volume: 1

Dilution: 1

Label	Replicates Concentration		
Ag 328.068	-0.0797u	-0.1981u	-0.1459u
Al 308.215	1539.28	1528.10	1530.57
As 188.980	-0.9525u	2.4454	3.5724
B 249.678	7.8602	7.7524	7.5769
Ba 389.178	38.6949	38.6401	38.9809
Be 313.042	0.0447	0.0258	0.0244
Ca 370.602	20036	19975	20022
Cd 226.502	-0.0180	-0.0688u	-0.1768u
Co 228.615	-0.5909u	-0.1949u	-0.3462u
Cr 267.716	2.9879	3.2797	3.0503
Cu 324.754	2.2022	1.8531	2.1686
Fe 271.441	208.609	213.229	208.121
K 766.491	3129.10	3116.91	3114.30
Mg 279.078	543.161	546.448	544.487
Mn 257.610	7.3332	7.4727	7.3591
Mo 202.032	24.6650	24.9551	24.8688
Na 330.237	9250.17	9060.79	9099.00
Ni 231.604	0.4811	0.3026	0.6295
Pb 220.353	-0.1116u	1.8630	0.1326
Sb 206.834	2.3196	-0.6238u	-1.1967u
Se 196.026	7.1303	0.9248	-5.5251u
Sn 189.925	-0.1601u	-0.7547u	0.3712
Sr 216.596	144.744	143.941	145.553
Ti 334.941	6.9061	6.8540	7.0127
Tl 190.794	0.0759	0.0592	1.6592
V 292.401	4.6099	4.8998	4.9001
Zn 206.200	2.6920	3.7717	3.8486

Label	Sol'n Conc.	Units	SD	%RSD	Int. (c/s)
Ag 328.068	-0.1412	ppb	0.0593	42.0	-11.8398
Al 308.215	1532.65	ppb	5.8751	0.4	10071.3
As 188.980	1.6884	ppb	2.3555	139.5	-0.9710
B 249.678	7.7298	ppb	0.1430	1.8	146.957
Ba 389.178	38.7720	ppb	0.1830	0.5	775.807
Be 313.042	0.0316	ppb	0.0113	35.8	-42.5264
Ca 370.602	20011	ppb	32.14	0.2	81514
Cd 226.502	-0.0879	ppb	0.0811	92.3	2.6943
Co 228.615	-0.3773	ppb	0.1998	53.0	-0.0225
Cr 267.716	3.1060	ppb	0.1536	4.9	186.997
Cu 324.754	2.0746	ppb	0.1926	9.3	358.372
Fe 271.441	209.986	ppb	2.8184	1.3	322.310
K 766.491	3120.11	ppb	7.8979	0.3	106878
Mg 279.078	544.698	ppb	1.6534	0.3	1309.27
Mn 257.610	7.3883	ppb	0.0742	1.0	576.725
Mo 202.032	24.8296	ppb	0.1490	0.6	206.721
Na 330.237	9136.65	ppb	100.148	1.1	474.583
Ni 231.604	0.4710	ppb	0.1637	34.7	6.6529
Pb 220.353	0.6280	ppb	1.0765	171.4	0.2125
Sb 206.834	0.1664	ppb	1.8866	1134.1	0.2792
Se 196.026	0.8433	ppb	6.3281	750.4	2.4305
Sn 189.925	-0.1812	ppb	0.5632	310.8	-2.4645
Sr 216.596	144.746	ppb	0.8057	0.6	2019.27
Ti 334.941	6.9243	ppb	0.0809	1.2	654.841
Tl 190.794	0.5981	ppb	0.9190	153.7	-3.4638
V 292.401	4.8033	ppb	0.1674	3.5	114.598
Zn 206.200	3.4374	ppb	0.6467	18.8	9.5240

E10172012.wvq. All Data Report 10/22/2012, 11:23:18 AM

680-83777-b-7-b (Samp) 10/17/2012, 8:50:54 PM Rack 2, Tube 12

Weight: 1

Volume: 1

Dilution: 1

Label	Replicates Concentration		
Ag 328.068	-0.0166u	-0.1490u	0.1241
Al 308.215	38.6488	38.1080	36.6282
As 188.980	4.3981	1.4606	4.4143
B 249.678	5.3751	6.1378	5.7405
Ba 389.178	20.9660	21.0817	21.7863
Be 313.042	0.4846	0.4639	0.4738
Ca 370.602	1559	1550	1552
Cd 226.502	-0.0961u	-0.2094u	-0.1341u
Co 228.615	0.7876	0.1696	0.4402
Cr 267.716	-0.1610u	-0.1497u	-0.0185u
Cu 324.754	2.0165	2.0887	1.8870
Fe 271.441	739.287	732.943	735.894
K 766.491	499.117	497.369	495.628
Mg 279.078	307.272	305.000	311.025
Mn 257.610	7.8159	8.0474	8.1283
Mo 202.032	1.3095	1.2984	1.2208
Na 330.237	21882.2	21846.8	21794.4
Ni 231.604	0.8655	0.3973	0.7948
Pb 220.353	2.0726	1.2452	1.6071
Sb 206.834	-0.1583u	0.7800	1.7047
Se 196.026	-0.8275u	-0.0990u	-3.9971u
Sn 189.925	0.0474	1.2940	-2.4173u
Sr 216.596	10.2112	10.4824	10.2877
Ti 334.941	0.1752	0.1205	0.0821
Tl 190.794	-0.3498u	0.2875	1.6387
V 292.401	0.5082	0.3613	0.5277
Zn 206.200	6.7348	6.4013	5.6642

Label	Sol'n Conc.	Units	SD	%RSD	Int. (c/s)
Ag 328.068	-0.0138	ppb	0.1366	987.9	-2.5925
Al 308.215	37.7950	ppb	1.0460	2.8	510.975
As 188.980	3.4243	ppb	1.7006	49.7	0.4690
B 249.678	5.7511	ppb	0.3815	6.6	120.089
Ba 389.178	21.2780	ppb	0.4440	2.1	429.336
Be 313.042	0.4741	ppb	0.0103	2.2	601.484
Ca 370.602	1554	ppb	4.413	0.3	6054
Cd 226.502	-0.1465	ppb	0.0576	39.3	-0.7497
Co 228.615	0.4658	ppb	0.3098	66.5	11.5278
Cr 267.716	-0.1097	ppb	0.0792	72.2	34.6600
Cu 324.754	1.9974	ppb	0.1022	5.1	352.912
Fe 271.441	736.041	ppb	3.1749	0.4	1138.76
K 766.491	497.371	ppb	1.7447	0.4	17332.9
Mg 279.078	307.766	ppb	3.0428	1.0	742.336
Mn 257.610	7.9972	ppb	0.1621	2.0	620.716
Mo 202.032	1.2762	ppb	0.0483	3.8	15.0211
Na 330.237	21841.1	ppb	44.1747	0.2	1137.70
Ni 231.604	0.6859	ppb	0.2524	36.8	7.4180
Pb 220.353	1.6416	ppb	0.4148	25.3	2.0812
Sb 206.834	0.7754	ppb	0.9315	120.1	1.4296
Se 196.026	-1.6412	ppb	2.0725	126.3	1.3223
Sn 189.925	-0.3586	ppb	1.8887	526.6	-2.6417
Sr 216.596	10.3271	ppb	0.1398	1.4	149.792
Ti 334.941	0.1260	ppb	0.0468	37.1	-12.4481
Tl 190.794	0.5255	ppb	1.0154	193.2	-3.6481
V 292.401	0.4657	ppb	0.0910	19.5	9.5012
Zn 206.200	6.2668	ppb	0.5478	8.7	13.6057

E10172012.wvq. All Data Report 10/22/2012, 11:23:18 AM

680-83777-b-8-b (Samp) 10/17/2012, 9:08:13 PM Rack 2, Tube 15

Weight: 1

Volume: 1

Dilution: 1

Label	Replicates Concentration		
Ag 328.068	0.1454	-0.0845u	0.0189
Al 308.215	539.813	537.465	538.122
As 188.980	2.4686	0.9033	1.8367
B 249.678	15.8120	14.4210	13.8304
Ba 389.178	49.2788	48.1932	48.5532
Be 313.042	0.0450	0.0749	0.0730
Ca 370.602	2977	2963	2967
Cd 226.502	0.0729	-0.0405	0.0535
Co 228.615	4.1690	4.6059	4.6170
Cr 267.716	0.4409	0.5190	0.3937
Cu 324.754	5.2300	5.3338	5.4060
Fe 271.441	2342.54	2330.36	2336.36
K 766.491	1246.85	1241.27	1239.97
Mg 279.078	1679.62	1675.64	1669.77
Mn 257.610	121.821	121.402	120.724
Mo 202.032	0.1856	0.0967	0.3038
Na 330.237	53069.1	52966.9	53250.2
Ni 231.604	2.0070	1.7351	1.5706
Pb 220.353	15.4606	14.4531	15.0801
Sb 206.834	-1.1297u	-0.2767u	-2.0726u
Se 196.026	0.7887	-1.8794u	-11.5525u
Sn 189.925	-0.0751u	2.1238	0.6955
Sr 216.596	17.4826	17.4864	16.8902
Ti 334.941	8.1740	8.0802	8.7102
Tl 190.794	0.0579u	2.3372	2.8874
V 292.401	1.0535	1.0047	1.0274
Zn 206.200	6.5476	8.7420	8.8922

Label	Sol'n Conc.	Units	SD	%RSD	Int. (c/s)
Ag 328.068	0.0266	ppb	0.1151	432.6	-0.5305
Al 308.215	538.466	ppb	1.2111	0.2	3712.69
As 188.980	1.7362	ppb	0.7875	45.4	-0.9061
B 249.678	14.6878	ppb	1.0174	6.9	238.844
Ba 389.178	48.6751	ppb	0.5530	1.1	977.811
Be 313.042	0.0643	ppb	0.0167	26.0	-2.4295
Ca 370.602	2969	ppb	6.788	0.2	11136
Cd 226.502	0.0286	ppb	0.0607	212.0	13.7785
Co 228.615	4.4640	ppb	0.2555	5.7	63.7092
Cr 267.716	0.4512	ppb	0.0633	14.0	62.3556
Cu 324.754	5.3233	ppb	0.0885	1.7	562.730
Fe 271.441	2336.42	ppb	6.0892	0.3	3624.54
K 766.491	1242.70	ppb	3.6530	0.3	42779.6
Mg 279.078	1675.01	ppb	4.9574	0.3	4014.06
Mn 257.610	121.315	ppb	0.5535	0.5	8827.70
Mo 202.032	0.1954	ppb	0.1039	53.2	6.1534
Na 330.237	53095.4	ppb	143.437	0.3	2768.79
Ni 231.604	1.7709	ppb	0.2204	12.4	11.3463
Pb 220.353	14.9979	ppb	0.5088	3.4	25.1193
Sb 206.834	-1.1596	ppb	0.8983	77.5	-1.3567
Se 196.026	-4.2144	ppb	6.4935	154.1	0.1784
Sn 189.925	0.9147	ppb	1.1157	122.0	-1.3887
Sr 216.596	17.2864	ppb	0.3432	2.0	250.676
Ti 334.941	8.3215	ppb	0.3399	4.1	790.936
Tl 190.794	1.7609	ppb	1.5002	85.2	-1.8844
V 292.401	1.0285	ppb	0.0244	2.4	24.1590
Zn 206.200	8.0606	ppb	1.3124	16.3	16.2252

E10172012.wvq. All Data Report 10/22/2012, 11:23:18 AM

680-83777-b-11-b (Samp) **10/17/2012, 9:13:59 PM** **Rack 2, Tube 16****Weight: 1****Volume: 1****Dilution: 1**

Label	Replicates Concentration		
Ag 328.068	7.4462	7.4508	7.4363
Al 308.215	863.617	871.615	858.194
As 188.980	1.6937	2.4859	4.3695
B 249.678	35.0651	34.3153	33.3410
Ba 389.178	80.4200	80.4356	77.8408
Be 313.042	-0.0856u	-0.0885u	-0.0964u
Ca 370.602	99793	100473	99162
Cd 226.502	-0.3494u	-0.2244u	-0.3875u
Co 228.615	-0.4402u	-0.4022u	-0.1129u
Cr 267.716	9.2239	9.2906	8.9178
Cu 324.754	104.849	105.568	105.551
Fe 271.441	50.2205	49.6060	48.3840
K 766.491	7738.63	7766.14	7692.42
Mg 279.078	177.206	177.094	178.072
Mn 257.610	0.7029	0.7522	0.7415
Mo 202.032	109.609	110.031	109.612
Na 330.237	31082.1	31668.9	31320.4
Ni 231.604	0.3560	-0.1002u	0.0348
Pb 220.353	3.1541	2.2539	3.0055
Sb 206.834	1.6053	1.5308	0.2956u
Se 196.026	-1.6462u	-1.8394u	-0.1219u
Sn 189.925	3.8319	1.6396	-0.9406u
Sr 216.596	298.000	301.019	294.640
Ti 334.941	1.6111	1.4210	1.5044
Tl 190.794	0.1935	0.9851	0.1892
V 292.401	17.1639	17.3466	16.8061
Zn 206.200	3.3541	3.4467	3.8445

Label	Sol'n Conc.	Units	SD	%RSD	Int. (c/s)
Ag 328.068	7.4444	ppb	0.0074	0.1	464.815
Al 308.215	864.475	ppb	6.7517	0.8	5801.79
As 188.980	2.8497	ppb	1.3745	48.2	-0.0968
B 249.678	34.2405	ppb	0.8645	2.5	502.409
Ba 389.178	79.5655	ppb	1.4937	1.9	1577.25
Be 313.042	-0.0902	ppb	0.0056	6.2	-204.095
Ca 370.602	99809	ppb	655.8	0.7	406844
Cd 226.502	-0.3204	ppb	0.0854	26.6	-0.9579
Co 228.615	-0.3184	ppb	0.1790	56.2	-2.1177
Cr 267.716	9.1441	ppb	0.1988	2.2	474.036
Cu 324.754	105.323	ppb	0.4107	0.4	6871.01
Fe 271.441	49.4035	ppb	0.9348	1.9	75.2505
K 766.491	7732.39	ppb	37.2532	0.5	264349
Mg 279.078	177.457	ppb	0.5356	0.3	430.293
Mn 257.610	0.7322	ppb	0.0259	3.5	94.5318
Mo 202.032	109.751	ppb	0.2424	0.2	897.606
Na 330.237	31357.1	ppb	295.104	0.9	1634.67
Ni 231.604	0.0969	ppb	0.2344	241.9	5.3208
Pb 220.353	2.8045	ppb	0.4826	17.2	3.8339
Sb 206.834	1.1439	ppb	0.7356	64.3	0.6919
Se 196.026	-1.2025	ppb	0.9408	78.2	1.5159
Sn 189.925	1.5103	ppb	2.3889	158.2	-0.7672
Sr 216.596	297.886	ppb	3.1912	1.1	4154.75
Ti 334.941	1.5122	ppb	0.0953	6.3	122.902
Tl 190.794	0.4559	ppb	0.4583	100.5	-3.8179
V 292.401	17.1055	ppb	0.2749	1.6	406.298
Zn 206.200	3.5485	ppb	0.2606	7.3	9.6374

E10172012.wvq. All Data Report 10/22/2012, 11:23:18 AM

680-83777-b-12-b (Samp) 10/17/2012, 9:19:45 PM Rack 2, Tube 17
 Weight: 1 Volume: 1 Dilution: 1

Label	Replicates Concentration		
Ag 328.068	-0.2353u	-0.1221u	-0.0937u
Al 308.215	216.701	196.442	195.104
As 188.980	6.4663	0.1062	1.5704
B 249.678	36.1911	32.9583	32.8139
Ba 389.178	46.4803	42.3011	42.3560
Be 313.042	0.0386	-0.0097u	0.0142
Ca 370.602	7273	6700	6670
Cd 226.502	-0.2660u	-0.2218u	-0.1947u
Co 228.615	0.8840	0.9669	0.9150
Cr 267.716	0.2230	-0.1286u	0.0517
Cu 324.754	2.0508	1.7509	1.4045
Fe 271.441	2244.25	2064.94	2056.87
K 766.491	5761.22	5438.87	5402.86
Mg 279.078	1672.16	1541.58	1523.55
Mn 257.610	175.151	160.869	158.692
Mo 202.032	22.6730	21.4012	20.5650
Na 330.237	21220.2	19860.6	19970.2
Ni 231.604	8.9953	8.6451	7.6935
Pb 220.353	3.5110	-0.3292u	1.0251
Sb 206.834	0.4399	-0.8370u	-0.4066u
Se 196.026	3.0785	1.8406	3.5517
Sn 189.925	0.2641	-1.5925u	-0.8032u
Sr 216.596	37.0814	35.0843	34.4592
Ti 334.941	3.3306	2.9442	2.5714
Tl 190.794	-0.2938u	0.4195	-0.8219u
V 292.401	0.2705	0.1669	0.2637
Zn 206.200	10.5644	10.1737	10.0446

Label	Sol'n Conc.	Units	SD	%RSD	Int. (c/s)
Ag 328.068	-0.1504	ppb	0.0749	49.8	-11.8257
Al 308.215	202.749	ppb	12.1013	6.0	1566.37
As 188.980	2.7143	ppb	3.3308	122.7	-0.1158
B 249.678	33.9878	ppb	1.9095	5.6	497.683
Ba 389.178	43.7125	ppb	2.3971	5.5	878.083
Be 313.042	0.0144	ppb	0.0242	167.9	-73.0859
Ca 370.602	6881	ppb	340.0	4.9	27176
Cd 226.502	-0.2275	ppb	0.0360	15.8	0.8496
Co 228.615	0.9220	ppb	0.0419	4.5	16.9400
Cr 267.716	0.0487	ppb	0.1758	360.8	42.6158
Cu 324.754	1.7354	ppb	0.3234	18.6	336.888
Fe 271.441	2122.02	ppb	105.934	5.0	3291.38
K 766.491	5534.31	ppb	197.326	3.6	189303
Mg 279.078	1579.10	ppb	81.1000	5.1	3783.92
Mn 257.610	164.904	ppb	8.9408	5.4	11983.3
Mo 202.032	21.5464	ppb	1.0615	4.9	179.865
Na 330.237	20350.3	ppb	755.308	3.7	1059.43
Ni 231.604	8.4446	ppb	0.6737	8.0	34.6915
Pb 220.353	1.4023	ppb	1.9477	138.9	1.6993
Sb 206.834	-0.2679	ppb	0.6497	242.5	-0.3224
Se 196.026	2.8236	ppb	0.8836	31.3	3.3219
Sn 189.925	-0.7105	ppb	0.9317	131.1	-2.9823
Sr 216.596	35.5417	ppb	1.3696	3.9	503.665
Ti 334.941	2.9487	ppb	0.3796	12.9	264.525
Tl 190.794	-0.2321	ppb	0.6230	268.5	-4.8737
V 292.401	0.2337	ppb	0.0579	24.8	0.3809
Zn 206.200	10.2609	ppb	0.2707	2.6	19.3870

E10172012.wvq. All Data Report 10/22/2012, 11:23:18 AM

640-40754-c-1-a (Samp) **10/17/2012, 9:25:31 PM** **Rack 2, Tube 18**
Weight: 1 **Volume: 1** **Dilution: 1**

Label	Replicates Concentration		
Ag 328.068	-0.2924u	-0.3387u	-0.2928u
Al 308.215	17.6868	18.7040	17.8670
As 188.980	39.7544	32.9068	38.0690
B 249.678	325.116	325.904	326.092
Ba 389.178	830.873	828.605	829.455
Be 313.042	-0.0966u	-0.0846u	-0.0732u
Ca 370.602	149403	148954	149100
Cd 226.502	-0.6590	-0.6155	-0.7370
Co 228.615	-0.7678u	-0.0900u	0.0324
Cr 267.716	-0.4059u	-0.4116u	-0.2315
Cu 324.754	0.6717	0.7873	0.6881
Fe 271.441	19244.6	19257.0	19281.6
K 766.491	23694.1	23743.6	23699.3
Mg 279.078	61970.6	61751.6	61674.2
Mn 257.610	537.079	533.596	530.975
Mo 202.032	0.0178u	0.8548	-0.2699u
Na 330.237	302745x	303270x	304955x
Ni 231.604	5.1940	4.8590	3.0450
Pb 220.353	1.1249	0.2529	-0.6623u
Sb 206.834	3.5537	-1.7961u	0.6783
Se 196.026	-3.5595u	0.0547	-5.3345u
Sn 189.925	1.6005	-1.7484u	1.3704
Sr 216.596	1035.01	1035.65	1031.32
Ti 334.941	0.3170	0.3681	0.2973
Tl 190.794	-0.6091u	2.8565	-0.5526u
V 292.401	0.2590u	0.2153u	0.4150u
Zn 206.200	2.7399	3.4920	2.7009

Label	Sol'n Conc.	Units	SD	%RSD	Int. (c/s)
Ag 328.068	-0.3080b	ppb	0.0266	8.6	-36.9173
Al 308.215	18.0859b	ppb	0.5428	3.0	384.845
As 188.980	36.9101b	ppb	3.5679	9.7	27.6762
B 249.678	325.704b	ppb	0.5181	0.2	4396.74
Ba 389.178	829.644b	ppb	1.1461	0.1	16616.3
Be 313.042	-0.0848b	ppb	0.0117	13.8	-204.497
Ca 370.602	149152b	ppb	229.1	0.2	599692
Cd 226.502	-0.6705b	ppb	0.0615	9.2	55.0633
Co 228.615	-0.2752b	ppb	0.4310	156.6	2.9215
Cr 267.716	-0.3497b	ppb	0.1024	29.3	34.0847
Cu 324.754	0.7157b	ppb	0.0625	8.7	272.069
Fe 271.441	19261.1b	ppb	18.8235	0.1	29911.1
K 766.491	23712.3b	ppb	27.2109	0.1	809931
Mg 279.078	61798.8b	ppb	153.750	0.2	147943
Mn 257.610	533.884b	ppb	3.0623	0.6	38791.3
Mo 202.032	0.2009b	ppb	0.5843	290.8	5.2385
Na 330.237	303657xb	ppb	1154.48	0.4	15841.9
Ni 231.604	4.3660b	ppb	1.1562	26.5	23.7197
Pb 220.353	0.2385b	ppb	0.8937	374.7	0.3381
Sb 206.834	0.8120b	ppb	2.6774	329.7	1.8450
Se 196.026	-2.9464b	ppb	2.7464	93.2	0.8040
Sn 189.925	0.4075b	ppb	1.8706	459.0	-1.7074
Sr 216.596	1033.99b	ppb	2.3354	0.2	14446.1
Ti 334.941	0.3275b	ppb	0.0365	11.2	1.6551
Tl 190.794	0.5649b	ppb	1.9848	351.3	-6.5747
V 292.401	0.2964b	ppb	0.1050	35.4	-10.5692
Zn 206.200	2.9776b	ppb	0.4459	125.8	257.6441

E10172012.wvq. All Data Report 10/22/2012, 11:23:18 AM

640-40754-c-2-a (Samp) 10/17/2012, 9:31:18 PM Rack 2, Tube 19

Weight: 1

Volume: 1

Dilution: 1

Label	Replicates Concentration		
Ag 328.068	-1.3010u	-1.2018u	-1.3568u
Al 308.215	35.3959	33.6159	33.0162
As 188.980	267.121	270.901	264.301
B 249.678	587.938	590.551	588.102
Ba 389.178	5808.60	5807.71	5817.40
Be 313.042	-0.1474	-0.1577	-0.1517
Ca 370.602	1193273x	1188964x	1203069x
Cd 226.502	-1.7428	-1.8223	-2.0327
Co 228.615	59.3250	60.2859	58.4494
Cr 267.716	0.6234	0.6106	0.6855
Cu 324.754	-2.8972u	-2.6291u	-2.7506u
Fe 271.441	376132	376532	377008
K 766.491	95545.3x	95529.6x	95675.1x
Mg 279.078	413839	412485	412866
Mn 257.610	10707.6	10686.3	10643.8
Mo 202.032	1.6778u	1.3436u	1.3002u
Na 330.237	744611x	746040x	749325x
Ni 231.604	49.2869	47.7896	49.4365
Pb 220.353	-9.1494u	-10.0860u	-8.6513u
Sb 206.834	5.4175	-0.2399	4.8202
Se 196.026	28.7814	14.8245	19.7015
Sn 189.925	1.8034	0.2943	0.7606
Sr 216.596	7094.21	7152.67	7174.27
Ti 334.941	2.9075	3.0665	3.0743
Tl 190.794	1.3154u	-1.3537u	1.0867u
V 292.401	7.6615	7.7079	7.8244
Zn 206.200	24.2430	22.0090	22.7238

Label	Sol'n Conc.	Units	SD	%RSD	Int. (c/s)
Ag 328.068	-1.2865b	ppb	0.0785	6.1	-255.060
Al 308.215	34.0093b	ppb	1.2377	3.6	487.262
As 188.980	267.441b	ppb	3.3117	1.2	214.955
B 249.678	588.864b	ppb	1.4639	0.2	7693.76
Ba 389.178	5811.24b	ppb	5.3544	0.1	116366
Be 313.042	-0.1523b	ppb	0.0052	3.4	-71.7643
Ca 370.602	1195102xb	ppb	7228	0.6	4708805
Cd 226.502	-1.8659b	ppb	0.1498	8.0	1400.98
Co 228.615	59.3534b	ppb	0.9186	1.5	794.683
Cr 267.716	0.6398b	ppb	0.0401	6.3	205.022
Cu 324.754	-2.7590b	ppb	0.1342	4.9	52.8855
Fe 271.441	376557b	ppb	438.501	0.1	584814
K 766.491	95583.3xb	ppb	79.8784	0.1	3263733
Mg 279.078	413064b	ppb	698.348	0.2	988756
Mn 257.610	10679.2b	ppb	32.5123	0.3	774021
Mo 202.032	1.4406b	ppb	0.2066	14.3	-4.6634
Na 330.237	746659xb	ppb	2417.13	0.3	38860.9
Ni 231.604	48.8377b	ppb	0.9107	1.9	210.151
Pb 220.353	-9.2956b	ppb	0.7284	7.8	-3.1939
Sb 206.834	3.3326b	ppb	3.1082	93.3	12.2805
Se 196.026	21.1025b	ppb	7.0832	33.6	12.8017
Sn 189.925	0.9528b	ppb	0.7727	81.1	-0.4797
Sr 216.596	7140.38b	ppb	41.4221	0.6	100362
Ti 334.941	3.0161b	ppb	0.0941	3.1	273.878
Tl 190.794	0.3495b	ppb	1.4794	423.3	-64.6251
V 292.401	7.7312b	ppb	0.0839	1.1	154.859
Zn 206.200	22.9920b	ppb	1.1499	5.0	505567

E10172012.wvq. All Data Report 10/22/2012, 11:23:18 AM

640-40754-c-5-a (Samp) 10/17/2012, 9:37:05 PM Rack 2, Tube 20

Weight: 1

Volume: 1

Dilution: 1

Label	Replicates Concentration		
Ag 328.068	-0.4241u	-0.5127u	-0.3478u
Al 308.215	18.9822	17.6067	17.4085
As 188.980	-0.2164u	4.3506	3.2484
B 249.678	2587.68	2593.33	2595.25
Ba 389.178	337.472	336.904	335.978
Be 313.042	0.0579u	0.0591u	0.0589u
Ca 370.602	72845	72753	72671
Cd 226.502	-0.0622	-0.3759u	-0.2148u
Co 228.615	0.2251	0.1712	0.2750
Cr 267.716	-0.7448	-0.7478	-0.9456u
Cu 324.754	0.4929	0.5755	0.7165
Fe 271.441	4254.30	4254.00	4257.16
K 766.491	100751x	100905x	100985x
Mg 279.078	153339	152878	152712
Mn 257.610	104.864	103.677	103.456
Mo 202.032	-0.0630u	-0.3814u	-0.4338u
Na 330.237	2235809x	2246744x	2236801x
Ni 231.604	1.5650	2.0325	2.8523
Pb 220.353	-1.8789u	0.3622	-2.3352u
Sb 206.834	3.5505	-0.4794u	1.1432
Se 196.026	9.5652	15.8230	7.6885
Sn 189.925	-0.8716	-0.1822	-1.6867u
Sr 216.596	1000.96	992.184	988.570
Ti 334.941	0.2063u	0.2134u	0.0217u
Tl 190.794	-3.1831u	-0.2914u	-3.0686u
V 292.401	1.3865	1.1360	1.4157
Zn 206.200	-1.0015	-0.1252	-0.7991

Label	Sol'n Conc.	Units	SD	%RSD	Int. (c/s)
Ag 328.068	-0.4282b	ppb	0.0825	19.3	-41.4115
Al 308.215	17.9991b	ppb	0.8571	4.8	384.342
As 188.980	2.4609b	ppb	2.3832	96.8	-0.3140
B 249.678	2592.09b	ppb	3.9382	0.2	34784.2
Ba 389.178	336.785b	ppb	0.7541	0.2	6904.48
Be 313.042	0.0586b	ppb	0.0007	1.1	-182.217
Ca 370.602	72756b	ppb	86.95	0.1	294762
Cd 226.502	-0.2176b	ppb	0.1569	72.1	2.8271
Co 228.615	0.2238b	ppb	0.0519	23.2	8.6991
Cr 267.716	-0.8127b	ppb	0.1151	14.2	40.0827
Cu 324.754	0.5949b	ppb	0.1131	19.0	264.443
Fe 271.441	4255.16b	ppb	1.7455	0.0	6605.54
K 766.491	100880xb	ppb	118.955	0.1	3444578
Mg 279.078	152977b	ppb	324.900	0.2	366220
Mn 257.610	103.999b	ppb	0.7576	0.7	7781.42
Mo 202.032	-0.2927b	ppb	0.2006	68.5	2.0594
Na 330.237	2239785xb	ppb	6047.46	0.3	116915
Ni 231.604	2.1500b	ppb	0.6517	30.3	19.1517
Pb 220.353	-1.2840b	ppb	1.4438	112.4	-2.8250
Sb 206.834	1.4048b	ppb	2.0276	144.3	2.4387
Se 196.026	11.0256b	ppb	4.2593	38.6	6.9937
Sn 189.925	-0.9135b	ppb	0.7531	82.4	-2.2558
Sr 216.596	993.906b	ppb	6.3731	0.6	13844.0
Ti 334.941	0.1472b	ppb	0.1087	73.9	-66.0714
Tl 190.794	-2.1811b	ppb	1.6375	75.1	-8.3447
V 292.401	1.3127b	ppb	0.1538	11.7	8.4274
Zn 206.200	-0.6419b	ppb	0.4588	125.5	-2578856

E10172012.wvq. All Data Report 10/22/2012, 11:23:18 AM

640-40754-c-6-a (Samp) **10/17/2012, 9:42:52 PM** **Rack 2, Tube 21**
Weight: 1 **Volume: 1** **Dilution: 1**

Label	Replicates Concentration		
Ag 328.068	-1.1269u	-1.2888u	-1.5853u
Al 308.215	32.3996	35.0333	33.3099
As 188.980	277.367	272.176	269.839
B 249.678	605.103	602.464	597.660
Ba 389.178	5899.16	5897.01	5889.86
Be 313.042	-0.1595	-0.1670	-0.1553
Ca 370.602	1213003x	1218485x	1211493x
Cd 226.502	-2.0419	-2.1062	-2.3610
Co 228.615	60.5758	59.6715	61.0196
Cr 267.716	0.1148	-0.1164	0.1035
Cu 324.754	-2.7963u	-2.8670u	-2.8086u
Fe 271.441	382117	382122	382238
K 766.491	95834.0x	95904.3x	95951.7x
Mg 279.078	419884	420009	418580
Mn 257.610	10860.8	10784.7	10679.5
Mo 202.032	1.5025u	1.1078u	0.8044u
Na 330.237	759452x	756156x	754752x
Ni 231.604	51.2324	50.2080	48.3976
Pb 220.353	-15.6798u	-6.6573	-7.8025
Sb 206.834	2.0650	3.7651	11.1882
Se 196.026	20.6086	16.9635	20.9271
Sn 189.925	1.9790	-0.0175	4.0297
Sr 216.596	7327.84	7334.67	7164.47
Ti 334.941	3.0810	3.0768	3.0675
Tl 190.794	-0.2754u	-0.4657u	1.2755u
V 292.401	7.7908	7.4727	8.4876
Zn 206.200	19.8884	24.9747	20.3589

Label	Sol'n Conc.	Units	SD	%RSD	Int. (c/s)
Ag 328.068	-1.3336b	ppb	0.2325	17.4	-260.930
Al 308.215	33.5809b	ppb	1.3376	4.0	484.523
As 188.980	273.127b	ppb	3.8529	1.4	219.579
B 249.678	601.742b	ppb	3.7734	0.6	7862.85
Ba 389.178	5895.35b	ppb	4.8661	0.1	118050
Be 313.042	-0.1606b	ppb	0.0059	3.7	-79.7986
Ca 370.602	1214327xb	ppb	3679	0.3	4784807
Cd 226.502	-2.1697b	ppb	0.1687	7.8	1407.71
Co 228.615	60.4223b	ppb	0.6871	1.1	808.837
Cr 267.716	0.0340b	ppb	0.1304	383.9	178.197
Cu 324.754	-2.8240b	ppb	0.0378	1.3	48.7733
Fe 271.441	382159b	ppb	68.7536	0.0	593513
K 766.491	95896.6xb	ppb	59.1898	0.1	3274430
Mg 279.078	419491b	ppb	791.392	0.2	1004141
Mn 257.610	10775.0b	ppb	91.0606	0.8	780966
Mo 202.032	1.1382b	ppb	0.3501	30.8	-7.4289
Na 330.237	756787xb	ppb	2412.83	0.3	39388.0
Ni 231.604	49.9460b	ppb	1.4354	2.9	214.546
Pb 220.353	-10.0465b	ppb	4.9120	48.9	-4.2874
Sb 206.834	5.6728b	ppb	4.8516	85.5	15.8223
Se 196.026	19.4997b	ppb	2.2022	11.3	12.1049
Sn 189.925	1.9971b	ppb	2.0237	101.3	0.5508
Sr 216.596	7275.66b	ppb	96.3562	1.3	102259
Ti 334.941	3.0751b	ppb	0.0069	0.2	279.717
Tl 190.794	0.1781b	ppb	0.9551	536.2	-65.7559
V 292.401	7.9170b	ppb	0.5191	6.6	158.839
Zn 206.200	21.7407b	ppb	2.8106	12.9	489612

E10172012.wvq. All Data Report 10/22/2012, 11:23:18 AM

mb 680-252973/1-a (Samp) 10/17/2012, 9:48:39 PM Rack 2, Tube 22

Weight: 1

Volume: 1

Dilution: 1

Label	Replicates Concentration		
Ag 328.068	-0.1831u	0.0892	-0.0826u
Al 308.215	15.7804	18.4083	26.6107
As 188.980	-1.8518u	2.0781	-0.7141u
B 249.678	8.7108	8.2155	8.2241
Ba 389.178	-0.0764u	0.2872	0.8308
Be 313.042	-0.0994u	-0.0858u	-0.0732u
Ca 370.602	24.38	43.69	86.89
Cd 226.502	-0.0281u	-0.0346u	0.0370
Co 228.615	-0.5266u	-0.3140u	-0.3526u
Cr 267.716	-0.2649u	-0.2513u	-0.2460u
Cu 324.754	-0.1124u	-0.0568u	0.2073
Fe 271.441	6.5839	11.9724	28.5818
K 766.491	-1.1471u	0.2319	4.6895
Mg 279.078	10.2679	10.9904	23.3387
Mn 257.610	0.0281	-0.0321u	0.4924
Mo 202.032	0.7412	-0.0937u	-0.4869u
Na 330.237	-20.8249u	162.746	216.948
Ni 231.604	-0.7319u	0.5645	0.4284
Pb 220.353	1.8886	1.7750	2.9831
Sb 206.834	-0.7746u	2.8073	1.5566
Se 196.026	2.1815	-1.8958u	-1.8973u
Sn 189.925	1.4284	-1.0340u	-2.4391u
Sr 216.596	-0.2799u	0.3860	0.4665
Ti 334.941	-0.0848u	-0.1050u	-0.1118u
Tl 190.794	-3.9557u	1.5436	-0.4292u
V 292.401	-0.2901u	-0.1269u	-0.4608u
Zn 206.200	1.5390	1.3439	1.9651

Label	Sol'n Conc.	Units	SD	%RSD	Int. (c/s)
Ag 328.068	-0.0588	ppb	0.1377	234.1	-5.1434
Al 308.215	20.2665	ppb	5.6492	27.9	398.788
As 188.980	-0.1626	ppb	2.0221	1243.6	-2.4438
B 249.678	8.3835	ppb	0.2835	3.4	155.836
Ba 389.178	0.3472	ppb	0.4566	131.5	11.4122
Be 313.042	-0.0861	ppb	0.0131	15.2	-219.690
Ca 370.602	51.65	ppb	32.01	62.0	243.2
Cd 226.502	-0.0086	ppb	0.0396	462.6	3.5003
Co 228.615	-0.3977	ppb	0.1133	28.5	0.3253
Cr 267.716	-0.2540	ppb	0.0097	3.8	27.2025
Cu 324.754	0.0127	ppb	0.1708	1343.8	227.734
Fe 271.441	15.7127	ppb	11.4660	73.0	19.9864
K 766.491	1.2581	ppb	3.0506	242.5	394.727
Mg 279.078	14.8657	ppb	7.3467	49.4	41.1768
Mn 257.610	0.1628	ppb	0.2870	176.3	52.6770
Mo 202.032	0.0535	ppb	0.6272	1171.3	5.1140
Na 330.237	119.623	ppb	124.614	104.2	3.9766
Ni 231.604	0.0870	ppb	0.7124	819.2	5.2760
Pb 220.353	2.2156	ppb	0.6671	30.1	3.0490
Sb 206.834	1.1965	ppb	1.8179	151.9	2.0482
Se 196.026	-0.5372	ppb	2.3544	438.3	1.8131
Sn 189.925	-0.6816	ppb	1.9577	287.2	-2.9657
Sr 216.596	0.1909	ppb	0.4096	214.6	6.9272
Ti 334.941	-0.1006	ppb	0.0140	13.9	-34.1279
Tl 190.794	-0.9471	ppb	2.7860	294.2	-5.7597
V 292.401	-0.2926	ppb	0.1669	57.1	-9.6483
Zn 206.200	1.6160	ppb	0.3177	19.7	5.9101

E10172012.wvq. All Data Report 10/22/2012, 11:23:18 AM

ics 680-252973/2-a (Samp) 10/17/2012, 9:54:26 PM Rack 2, Tube 23
 Weight: 1 Volume: 1 Dilution: 1

Label	Replicates Concentration		
Ag 328.068	51.4907	49.6648	49.8534
Al 308.215	5094.97	4995.14	4993.93
As 188.980	101.045	98.9823	101.486
B 249.678	207.396	204.147	203.995
Ba 389.178	103.317	100.807	100.294
Be 313.042	53.3415	52.4123	52.3506
Ca 370.602	5203	5109	5106
Cd 226.502	52.7822	51.4882	51.4330
Co 228.615	52.8701	51.8697	51.5448
Cr 267.716	104.260	101.822	101.692
Cu 324.754	108.024	105.197	105.866
Fe 271.441	5248.07	5122.87	5130.43
K 766.491	5012.75	4950.71	4946.81
Mg 279.078	5213.88	5100.42	5087.41
Mn 257.610	535.984	523.857	521.174
Mo 202.032	104.548	101.526	101.996
Na 330.237	4896.75	4526.92	4507.67
Ni 231.604	106.416	104.315	102.888
Pb 220.353	54.1962	54.4259	51.6711
Sb 206.834	48.5026	49.6125	52.8462
Se 196.026	108.626	100.044	100.303
Sn 189.925	104.575	101.753	98.1716
Sr 216.596	107.982	105.542	105.694
Ti 334.941	108.193	104.950	104.402
Tl 190.794	42.5367	40.8146	41.5029
V 292.401	104.072	102.242	102.496
Zn 206.200	106.181	102.369	101.733

Label	Sol'n Conc.	Units	SD	%RSD	Int. (c/s)
Ag 328.068	50.3363	ppb	1.0042	2.0	3169.81
Al 308.215	5028.01	ppb	57.9913	1.2	32433.7
As 188.980	100.504	ppb	1.3366	1.3	78.6175
B 249.678	205.179	ppb	1.9211	0.9	2790.30
Ba 389.178	101.473	ppb	1.6178	1.6	2036.66
Be 313.042	52.7015	ppb	0.5551	1.1	77304.4
Ca 370.602	5139	ppb	55.22	1.1	18787
Cd 226.502	51.9011	ppb	0.7635	1.5	2606.71
Co 228.615	52.0949	ppb	0.6908	1.3	680.820
Cr 267.716	102.591	ppb	1.4465	1.4	4912.91
Cu 324.754	106.362	ppb	1.4772	1.4	6937.12
Fe 271.441	5167.13	ppb	70.2000	1.4	8027.19
K 766.491	4970.09	ppb	36.9952	0.7	170039
Mg 279.078	5133.90	ppb	69.5692	1.4	12288.9
Mn 257.610	527.005	ppb	7.8910	1.5	38205.9
Mo 202.032	102.690	ppb	1.6262	1.6	839.924
Na 330.237	4643.78	ppb	219.293	4.7	237.447
Ni 231.604	104.540	ppb	1.7745	1.7	371.372
Pb 220.353	53.4311	ppb	1.5285	2.9	90.9971
Sb 206.834	50.3204	ppb	2.2567	4.5	73.7412
Se 196.026	102.991	ppb	4.8818	4.7	48.0841
Sn 189.925	101.500	ppb	3.2094	3.2	96.5331
Sr 216.596	106.406	ppb	1.3668	1.3	1489.53
Ti 334.941	105.848	ppb	2.0486	1.9	10362.5
Tl 190.794	41.6180	ppb	0.8668	2.1	59.3485
V 292.401	102.937	ppb	0.9915	1.0	2617.94
Zn 206.200	103.428	ppb	2.4956	2.3	152.822

E10172012.wvq. All Data Report 10/22/2012, 11:23:18 AM

640-40708-c-1-a (Samp) **10/17/2012, 10:00:15 PM** **Rack 2, Tube 24****Weight: 1****Volume: 1****Dilution: 1**

Label	Replicates Concentration		
Ag 328.068	-0.5854u	-0.5797u	-0.2927u
Al 308.215	26.2040	25.3776	24.9144
As 188.980	3.4807	5.3628	4.7521
B 249.678	2024.68	1925.79	1925.04
Ba 389.178	552.290	523.299	522.445
Be 313.042	0.0374u	0.0264u	0.0255u
Ca 370.602	168701	159775	159709
Cd 226.502	-0.5451	-0.4259	-0.4883
Co 228.615	-0.3540u	-0.1624u	0.1598
Cr 267.716	-0.7061	-0.7324u	-0.7972u
Cu 324.754	0.8312	0.5165	0.4606
Fe 271.441	10711.3	10134.3	10127.4
K 766.491	98141.2x	93758.0x	93900.4x
Mg 279.078	223385	211064	210517
Mn 257.610	377.429	355.515	353.907
Mo 202.032	-0.2480u	-0.0124u	-0.5068u
Na 330.237	1858206x	1760808x	1757963x
Ni 231.604	1.7640	1.7372	1.1473
Pb 220.353	-1.0759u	-1.9872u	1.7960
Sb 206.834	1.9467	-2.9227u	1.2577
Se 196.026	7.1547	8.9538	11.5163
Sn 189.925	-4.2572u	-1.9685u	2.5857
Sr 216.596	1650.65	1499.43	1493.48
Ti 334.941	0.4948	0.4369u	0.3359u
Tl 190.794	-1.4652u	0.5447u	-2.4866u
V 292.401	1.3932	1.5811	1.6238
Zn 206.200	-2.5443	-0.7426	-1.9735

Label	Sol'n Conc.	Units	SD	%RSD	Int. (c/s)
Ag 328.068	-0.4859b	ppb	0.1674	34.4	-53.0333
Al 308.215	25.4987b	ppb	0.6533	2.6	432.292
As 188.980	4.5319b	ppb	0.9602	21.2	1.3690
B 249.678	1958.50b	ppb	57.3142	2.9	26288.0
Ba 389.178	532.678b	ppb	16.9895	3.2	10877.6
Be 313.042	0.0298b	ppb	0.0066	22.2	-163.895
Ca 370.602	162728b	ppb	5173	3.2	658883
Cd 226.502	-0.4865b	ppb	0.0596	12.3	25.4182
Co 228.615	-0.1189b	ppb	0.2596	218.4	4.5677
Cr 267.716	-0.7452b	ppb	0.0469	6.3	37.6730
Cu 324.754	0.6028b	ppb	0.1998	33.1	264.937
Fe 271.441	10324.3b	ppb	335.114	3.2	16032.9
K 766.491	95266.6xb	ppb	2490.54	2.6	3252918
Mg 279.078	214989b	ppb	7276.74	3.4	514670
Mn 257.610	362.284b	ppb	13.1406	3.6	26571.6
Mo 202.032	-0.2557b	ppb	0.2473	96.7	2.0225
Na 330.237	1792326xb	ppb	57071.9	3.2	93551.2
Ni 231.604	1.5495b	ppb	0.3485	22.5	19.9366
Pb 220.353	-0.4223b	ppb	1.9745	467.5	-1.1053
Sb 206.834	0.0939b	ppb	2.6351	2805.9	0.6279
Se 196.026	9.2083b	ppb	2.1919	23.8	6.2030
Sn 189.925	-1.2133b	ppb	3.4834	287.1	-2.6808
Sr 216.596	1547.85b	ppb	89.0733	5.8	21571.4
Ti 334.941	0.4225b	ppb	0.0804	19.0	-26.0347
Tl 190.794	-1.1357b	ppb	1.5423	135.8	-7.5842
V 292.401	1.5327b	ppb	0.1227	8.0	7.1189
Zn 206.200	-1.7535b	ppb	0.9208	52.5	-8.0146

E10172012.wvq. All Data Report 10/22/2012, 11:23:18 AM

640-40709-c-1-a (Samp) **10/17/2012, 10:17:36 PM** **Rack 2, Tube 27****Weight: 1****Volume: 1****Dilution: 1**

Label	Replicates Concentration		
Ag 328.068	-0.6728u	-0.3093u	-0.6045u
Al 308.215	21.6503	20.4092	23.9129
As 188.980	3.5284	6.8702	4.0965
B 249.678	3198.48	3120.20	3245.04
Ba 389.178	600.721	582.151	603.404
Be 313.042	0.1440u	0.1319u	0.1344u
Ca 370.602	117260	113599	117831
Cd 226.502	-0.1369	-0.1004	-0.2191
Co 228.615	-0.0178	0.2535	-0.1068u
Cr 267.716	-1.3437u	-1.4184u	-1.3627u
Cu 324.754	0.9193	0.6551	0.9428
Fe 271.441	7775.83	7524.88	7822.50
K 766.491	160697x	157233x	162738x
Mg 279.078	316632	306471	318059
Mn 257.610	272.139	262.399	272.151
Mo 202.032	-0.2309u	-0.5943u	0.0522u
Na 330.237	3454229x	3375418x	3494952x
Ni 231.604	0.8123	1.6053	0.4833
Pb 220.353	-5.0029u	0.6819	-0.1240
Sb 206.834	1.4787	2.7036	5.1310
Se 196.026	-1.0111u	4.8318	8.3131
Sn 189.925	-0.7019	-0.4946	-2.3814u
Sr 216.596	2038.87	1958.51	2027.59
Ti 334.941	0.2446u	0.1107u	0.2021u
Tl 190.794	-3.0615u	-0.6322u	-4.9667u
V 292.401	1.9133	1.3501u	1.4288
Zn 206.200	-3.4880	-2.8912	-2.6744

Label	Sol'n Conc.	Units	SD	%RSD	Int. (c/s)
Ag 328.068	-0.5289b	ppb	0.1932	36.5	-60.8052
Al 308.215	21.9908b	ppb	1.7765	8.1	409.843
As 188.980	4.8317b	ppb	1.7881	37.0	1.6130
B 249.678	3187.91b	ppb	63.0883	2.0	42768.3
Ba 389.178	595.426b	ppb	11.5739	1.9	12259.1
Be 313.042	0.1368b	ppb	0.0064	4.7	-165.157
Ca 370.602	116230b	ppb	2296	2.0	470480
Cd 226.502	-0.1521b	ppb	0.0608	40.0	17.3288
Co 228.615	0.0430b	ppb	0.1877	436.8	6.5777
Cr 267.716	-1.3749b	ppb	0.0388	2.8	34.9249
Cu 324.754	0.8391b	ppb	0.1598	19.0	279.835
Fe 271.441	7707.74b	ppb	160.069	2.1	11968.3
K 766.491	160223xb	ppb	2783.14	1.7	5470639
Mg 279.078	313721b	ppb	6318.78	2.0	751029
Mn 257.610	268.897b	ppb	5.6268	2.1	19942.6
Mo 202.032	-0.2576b	ppb	0.3241	125.8	2.1528
Na 330.237	3441533xb	ppb	60769.9	1.8	179642
Ni 231.604	0.9669b	ppb	0.5768	59.6	21.9518
Pb 220.353	-1.4817b	ppb	3.0760	207.6	-3.0265
Sb 206.834	3.1044b	ppb	1.8588	59.9	5.0012
Se 196.026	4.0446b	ppb	4.7117	116.5	3.8869
Sn 189.925	-1.1926b	ppb	1.0347	86.8	-2.0231
Sr 216.596	2008.33b	ppb	43.5111	2.2	27964.5
Ti 334.941	0.1858b	ppb	0.0684	36.8	-91.1409
Tl 190.794	-2.8868b	ppb	2.1725	75.3	-9.8648
V 292.401	1.5641b	ppb	0.3050	19.5	3.0251
Zn 206.200	-3.0179b	ppb	0.4213	14.0	-8.9003

E10172012.wvq. All Data Report 10/22/2012, 11:23:18 AM

640-40709-c-2-a (Samp) 10/17/2012, 10:23:22 PM Rack 2, Tube 28
 Weight: 1 Volume: 1 Dilution: 1

Label	Replicates Concentration		
Ag 328.068	-0.0615u	-0.0829u	-0.1316u
Al 308.215	27.7347	29.1122	30.4362
As 188.980	37.6591	37.6144	34.7925
B 249.678	280.417	274.767	273.302
Ba 389.178	144.505	143.149	142.678
Be 313.042	-0.0470u	-0.0539u	-0.0603u
Ca 370.602	36581	36227	36252
Cd 226.502	-0.3506	-0.3388	-0.3195
Co 228.615	-0.0065u	-0.0964u	0.1302
Cr 267.716	0.0652	0.1080	-0.1134u
Cu 324.754	0.6096	0.7743	0.8088
Fe 271.441	4927.63	4875.78	4895.80
K 766.491	5154.48	5131.18	5151.22
Mg 279.078	15536.1	15355.1	15356.1
Mn 257.610	542.730	533.221	532.103
Mo 202.032	6.8363	6.5063	6.6144
Na 330.237	222134x	219207x	220154x
Ni 231.604	8.3502	9.1978	8.5937
Pb 220.353	3.3074	0.6188	-0.2876u
Sb 206.834	-1.3197u	1.8932	1.7396
Se 196.026	0.9954	-0.8418u	3.6185
Sn 189.925	-0.3727u	-1.7901u	1.3802
Sr 216.596	220.641	217.339	217.711
Ti 334.941	0.3038	0.5145	0.3851
Tl 190.794	1.1821	1.0765	-0.4375u
V 292.401	0.5933	0.8890	0.4293
Zn 206.200	3.3767	2.8183	3.2161

Label	Sol'n Conc.	Units	SD	%RSD	Int. (c/s)
Ag 328.068	-0.0920b	ppb	0.0359	39.0	-10.8609
Al 308.215	29.0944b	ppb	1.3508	4.6	455.486
As 188.980	36.6887b	ppb	1.6423	4.5	27.4924
B 249.678	276.162b	ppb	3.7572	1.4	3741.90
Ba 389.178	143.444b	ppb	0.9488	0.7	2881.25
Be 313.042	-0.0538b	ppb	0.0066	12.4	-181.408
Ca 370.602	36353b	ppb	197.5	0.5	146127
Cd 226.502	-0.3363b	ppb	0.0157	4.7	7.4059
Co 228.615	0.0091b	ppb	0.1141	1252.4	5.6589
Cr 267.716	0.0199b	ppb	0.1175	590.1	45.5443
Cu 324.754	0.7309b	ppb	0.1065	14.6	273.174
Fe 271.441	4899.73b	ppb	26.1485	0.5	7605.66
K 766.491	5145.63b	ppb	12.6161	0.2	176033
Mg 279.078	15415.8b	ppb	104.176	0.7	36903.5
Mn 257.610	536.018b	ppb	5.8394	1.1	38872.2
Mo 202.032	6.6524b	ppb	0.1683	2.5	58.5285
Na 330.237	220499xb	ppb	1493.70	0.7	11506.7
Ni 231.604	8.7139b	ppb	0.4364	5.0	36.3430
Pb 220.353	1.2129b	ppb	1.8697	154.2	1.5678
Sb 206.834	0.7710b	ppb	1.8122	235.0	1.4363
Se 196.026	1.2574b	ppb	2.2416	178.3	2.6319
Sn 189.925	-0.2609b	ppb	1.5881	608.8	-2.4491
Sr 216.596	218.564b	ppb	1.8089	0.8	3058.87
Ti 334.941	0.4011b	ppb	0.1063	26.5	9.7095
Tl 190.794	0.6070b	ppb	0.9061	149.3	-3.5267
V 292.401	0.6372b	ppb	0.2330	36.6	7.6629
Zn 206.200	3.1371b	ppb	0.2875	9.2	9.5383

E10172012.wvq. All Data Report 10/22/2012, 11:23:18 AM

680-83686-c-1-a (Samp) **10/17/2012, 10:29:09 PM** **Rack 2, Tube 29****Weight: 1****Volume: 1****Dilution: 1**

Label	Replicates Concentration		
Ag 328.068	-0.1585u	-0.0970u	-0.0893u
Al 308.215	25.1019	25.9198	25.8616
As 188.980	2.8357	3.6445	-2.2359u
B 249.678	33.7504	33.2596	32.2938
Ba 389.178	47.3535	47.1870	48.7430
Be 313.042	-0.0699u	-0.0669u	-0.0519u
Ca 370.602	91195	91313	91214
Cd 226.502	0.5960	0.8270	0.7290
Co 228.615	6.4765	6.8410	6.6767
Cr 267.716	40.3633	40.3257	40.1165
Cu 324.754	2.5125	2.3455	2.5388
Fe 271.441	25.0142	23.4789	19.6638
K 766.491	10801.0	10855.8	10842.7
Mg 279.078	24545.1	24564.7	24546.5
Mn 257.610	18236.5	18366.4	18018.1
Mo 202.032	-0.0932u	0.4874	-0.0510u
Na 330.237	117692x	118338x	118289x
Ni 231.604	5.4135	5.0800	5.0828
Pb 220.353	0.8518	0.0251	-1.6041
Sb 206.834	3.5829	-0.0986	-1.9743u
Se 196.026	14.3969	19.7701	12.4639
Sn 189.925	-1.7638u	0.5495	-0.8948u
Sr 216.596	435.680	432.503	432.657
Ti 334.941	0.6088	0.6115	0.6305
Tl 190.794	-5.0666	-8.4086	-7.0505
V 292.401	1.3533u	1.7472u	1.7172u
Zn 206.200	8.4456	7.7158	7.4843

Label	Sol'n Conc.	Units	SD	%RSD	Int. (c/s)
Ag 328.068	-0.1149b	ppb	0.0379	33.0	-13.4116
Al 308.215	25.6277b	ppb	0.4563	1.8	433.074
As 188.980	1.4148b	ppb	3.1873	225.3	-1.4362
B 249.678	33.1013b	ppb	0.7411	2.2	487.165
Ba 389.178	47.7612b	ppb	0.8544	1.8	973.804
Be 313.042	-0.0629b	ppb	0.0096	15.3	-174.897
Ca 370.602	91241b	ppb	63.24	0.1	372689
Cd 226.502	0.7174b	ppb	0.1159	16.2	49.2754
Co 228.615	6.6647b	ppb	0.1826	2.7	91.9602
Cr 267.716	40.2685b	ppb	0.1330	0.3	1953.95
Cu 324.754	2.4656b	ppb	0.1049	4.3	382.420
Fe 271.441	22.7190b	ppb	2.7550	12.1	33.8083
K 766.491	10833.2b	ppb	28.5674	0.3	370215
Mg 279.078	24552.1b	ppb	10.9163	0.0	58546.7
Mn 257.610	18207.0b	ppb	176.024	1.0	1318244
Mo 202.032	0.1144b	ppb	0.3237	283.0	5.6090
Na 330.237	118106xb	ppb	359.513	0.3	6162.11
Ni 231.604	5.1921b	ppb	0.1918	3.7	24.1961
Pb 220.353	-0.2424b	ppb	1.2496	515.5	2.5092
Sb 206.834	0.5033b	ppb	2.8270	561.7	1.2695
Se 196.026	15.5436b	ppb	3.7857	24.4	8.9974
Sn 189.925	-0.7031b	ppb	1.1685	166.2	-2.8920
Sr 216.596	433.613b	ppb	1.7911	0.4	6042.79
Ti 334.941	0.6169b	ppb	0.0118	1.9	34.2697
Tl 190.794	-6.8419b	ppb	1.6807	24.6	15.2427
V 292.401	1.6059b	ppb	0.2193	13.7	-8.5220
Zn 206.200	7.8819b	ppb	0.5017	6.4	16.3516

E10172012.wvq. All Data Report 10/22/2012, 11:23:18 AM

680-83686-c-2-a (Samp) 10/17/2012, 10:34:56 PM Rack 2, Tube 30
 Weight: 1 Volume: 1 Dilution: 1

Label	Replicates Concentration		
Ag 328.068	-0.1373u	-0.0912u	0.0323u
Al 308.215	96.3244	94.5215	93.0732
As 188.980	-1.2324u	3.5377	3.8070
B 249.678	21.4541	21.1326	21.1256
Ba 389.178	36.5117	35.2094	35.9478
Be 313.042	-0.0259u	-0.0026	-0.0246u
Ca 370.602	110024	109941	109892
Cd 226.502	-0.2472	-0.1904	-0.2777
Co 228.615	6.3878	6.4129	6.6101
Cr 267.716	-0.2462u	-0.0866	-0.1044
Cu 324.754	1.2566	1.0363	1.2268
Fe 271.441	13731.8	13716.0	13702.6
K 766.491	10424.8	10371.4	10421.5
Mg 279.078	32485.0	32364.8	32390.0
Mn 257.610	21803.7	21734.0	21829.5
Mo 202.032	3.1103	2.8825	3.3731
Na 330.237	83041.2	83269.6	83264.6
Ni 231.604	9.0109	9.4423	9.8966
Pb 220.353	1.2838	2.1262	-1.5885
Sb 206.834	1.2269	-0.6542u	-2.0523u
Se 196.026	15.7632	16.4413	17.8484
Sn 189.925	0.6426	1.0156	-1.6990u
Sr 216.596	425.393	424.822	423.557
Ti 334.941	4.6482	4.4922	4.7001
Tl 190.794	-9.3335	-5.9028	-10.6367
V 292.401	1.4747u	1.1418u	1.1757u
Zn 206.200	8.4769	8.6372	8.4960

Label	Sol'n Conc.	Units	SD	%RSD	Int. (c/s)
Ag 328.068	-0.0654	ppb	0.0877	134.0	-13.7521
Al 308.215	94.6397	ppb	1.6288	1.7	874.442
As 188.980	2.0375	ppb	2.8349	139.1	-0.6589
B 249.678	21.2374	ppb	0.1877	0.9	319.352
Ba 389.178	35.8897	ppb	0.6531	1.8	746.708
Be 313.042	-0.0177	ppb	0.0131	73.9	-101.685
Ca 370.602	109952	ppb	66.54	0.1	443205
Cd 226.502	-0.2384	ppb	0.0443	18.6	53.3101
Co 228.615	6.4702	ppb	0.1217	1.9	90.1395
Cr 267.716	-0.1458	ppb	0.0874	60.0	38.2096
Cu 324.754	1.1733	ppb	0.1195	10.2	301.053
Fe 271.441	13716.8	ppb	14.6352	0.1	21300.8
K 766.491	10405.9	ppb	29.9125	0.3	355629
Mg 279.078	32413.3	ppb	63.4139	0.2	77321.0
Mn 257.610	21789.0	ppb	49.3834	0.2	1577598
Mo 202.032	3.1219	ppb	0.2455	7.9	29.3181
Na 330.237	83191.8	ppb	130.422	0.2	4335.57
Ni 231.604	9.4499	ppb	0.4429	4.7	40.0422
Pb 220.353	0.6072	ppb	1.9476	320.8	5.1029
Sb 206.834	-0.4932	ppb	1.6455	333.6	-0.2101
Se 196.026	16.6843	ppb	1.0636	6.4	9.5549
Sn 189.925	-0.0136	ppb	1.4714	10826.0	-2.2258
Sr 216.596	424.591	ppb	0.9396	0.2	5953.03
Ti 334.941	4.6135	ppb	0.1082	2.3	427.266
Tl 190.794	-8.6243	ppb	2.4453	28.4	15.5467
V 292.401	1.2640	ppb	0.1832	14.5	-19.9310
Zn 206.200	8.5367	ppb	0.0876	1.0	178030

E10172012.wvq. All Data Report 10/22/2012, 11:23:18 AM

680-83686-c-3-a (Samp) 10/17/2012, 10:40:43 PM Rack 2, Tube 31
 Weight: 1 Volume: 1 Dilution: 1

Label	Replicates Concentration		
Ag 328.068	0.1671u	-0.1292u	-0.1800u
Al 308.215	294.852	294.015	309.675
As 188.980	0.7155	7.1991	2.8925
B 249.678	16.7387	16.4918	17.5604
Ba 389.178	64.9569	63.9459	67.9097
Be 313.042	0.0146	0.0097	0.0291
Ca 370.602	146269	145100	149779
Cd 226.502	-0.4169	-0.2417	-0.2967
Co 228.615	14.3579	14.0608	15.3160
Cr 267.716	-0.1057	0.1267	0.0569
Cu 324.754	0.7923	0.7845	0.5265
Fe 271.441	8945.78	8889.39	9362.42
K 766.491	13575.9	13497.1	13975.6
Mg 279.078	39778.5	39465.1	41568.0
Mn 257.610	30416.5x	30286.4x	31905.4x
Mo 202.032	3.0811	2.8222	3.1965
Na 330.237	192754x	190562x	197927x
Ni 231.604	10.5804	10.0215	10.4641
Pb 220.353	2.0752	4.0926	2.1899
Sb 206.834	-0.1745u	0.0069	0.3400
Se 196.026	23.7677	21.6817	33.1962
Sn 189.925	-0.5738u	-0.1447	-0.6646u
Sr 216.596	780.506	762.623	812.796
Ti 334.941	7.9669	8.0477	8.5898
Tl 190.794	-11.2051	-12.8594	-12.1655
V 292.401	1.6173u	1.4534u	1.5288u
Zn 206.200	8.3356	9.6620	8.7793

Label	Sol'n Conc.	Units	SD	%RSD	Int. (c/s)
Ag 328.068	-0.0474b	ppb	0.1875	395.7	-15.1739
Al 308.215	299.514b	ppb	8.8097	2.9	2184.52
As 188.980	3.6024b	ppb	3.2996	91.6	0.6114
B 249.678	16.9303b	ppb	0.5595	3.3	264.602
Ba 389.178	65.6042b	ppb	2.0596	3.1	1342.56
Be 313.042	0.0178b	ppb	0.0101	56.6	-50.6133
Ca 370.602	147050b	ppb	2435	1.7	596775
Cd 226.502	-0.3184b	ppb	0.0896	28.1	36.1879
Co 228.615	14.5782b	ppb	0.6560	4.5	195.163
Cr 267.716	0.0259b	ppb	0.1193	459.6	46.7427
Cu 324.754	0.7011b	ppb	0.1512	21.6	271.334
Fe 271.441	9065.86b	ppb	258.368	2.8	14079.6
K 766.491	13682.9b	ppb	256.554	1.9	467510
Mg 279.078	40270.5b	ppb	1134.49	2.8	96017.0
Mn 257.610	30869.5xb	ppb	899.535	2.9	2235019
Mo 202.032	3.0333b	ppb	0.1917	6.3	28.8616
Na 330.237	193748xb	ppb	3781.87	2.0	10107.8
Ni 231.604	10.3553b	ppb	0.2949	2.8	43.3429
Pb 220.353	2.7859b	ppb	1.1331	40.7	10.4811
Sb 206.834	0.0575b	ppb	0.2610	454.0	0.5165
Se 196.026	26.2152b	ppb	6.1351	23.4	13.7968
Sn 189.925	-0.4610b	ppb	0.2777	60.2	-2.5977
Sr 216.596	785.308b	ppb	25.4289	3.2	10961.4
Ti 334.941	8.2014b	ppb	0.3387	4.1	776.343
Tl 190.794	-12.0766b	ppb	0.8307	6.9	25.7120
V 292.401	1.5332b	ppb	0.0820	5.3	-36.6352
Zn 206.200	8.9256b	ppb	0.6752	7.6	18.5555

E10172012.wvq. All Data Report 10/22/2012, 11:23:18 AM

680-83686-c-4-a (Samp) 10/17/2012, 10:46:30 PM Rack 2, Tube 32

Weight: 1 Volume: 1 Dilution: 1

Label	Replicates Concentration		
Ag 328.068	0.0613u	-0.1156u	0.1531
Al 308.215	56.6321	58.9241	56.0382
As 188.980	2.5870	4.9939	0.6677
B 249.678	20.3163	20.9594	20.9613
Ba 389.178	40.9897	41.6152	40.8713
Be 313.042	-0.0012	-0.0285u	-0.0103u
Ca 370.602	102428	103827	103639
Cd 226.502	-0.2206	-0.2927	-0.0445
Co 228.615	10.8164	11.4816	11.1994
Cr 267.716	1.0478	1.0539	0.9752
Cu 324.754	0.8286	1.2911	1.0336
Fe 271.441	5949.72	6022.10	5995.55
K 766.491	10987.1	11086.6	11051.4
Mg 279.078	33032.1	33432.8	33520.0
Mn 257.610	26171.4	26065.6	27046.7
Mo 202.032	2.4183	2.0116	2.0113
Na 330.237	131562x	132843x	132514x
Ni 231.604	9.5401	9.6598	9.8856
Pb 220.353	1.8048	-1.8255	0.4344
Sb 206.834	1.9353	0.4627	0.1240
Se 196.026	17.4955	18.5042	26.2040
Sn 189.925	1.1165	0.9758	-2.0359u
Sr 216.596	534.357	526.988	523.690
Ti 334.941	1.7944	1.7930	1.8666
Tl 190.794	-11.5821	-9.3793	-9.7305
V 292.401	1.3555u	1.5722u	1.4651u
Zn 206.200	7.2767	7.7750	8.1495

Label	Sol'n Conc.	Units	SD	%RSD	Int. (c/s)
Ag 328.068	0.0329b	ppb	0.1366	414.5	-6.6575
Al 308.215	57.1981b	ppb	1.5240	2.7	634.970
As 188.980	2.7495b	ppb	2.1677	78.8	-0.0877
B 249.678	20.7457b	ppb	0.3718	1.8	317.713
Ba 389.178	41.1587b	ppb	0.3997	1.0	852.226
Be 313.042	-0.0133b	ppb	0.0139	104.2	-102.194
Ca 370.602	103298b	ppb	759.5	0.7	419586
Cd 226.502	-0.1859b	ppb	0.1276	68.7	27.1954
Co 228.615	11.1658b	ppb	0.3338	3.0	150.608
Cr 267.716	1.0256b	ppb	0.0438	4.3	92.1813
Cu 324.754	1.0511b	ppb	0.2317	22.0	293.295
Fe 271.441	5989.12b	ppb	36.6180	0.6	9300.14
K 766.491	11041.7b	ppb	50.4421	0.5	377334
Mg 279.078	33328.3b	ppb	260.160	0.8	79454.1
Mn 257.610	26427.9b	ppb	538.476	2.0	1913442
Mo 202.032	2.1471b	ppb	0.2349	10.9	21.8149
Na 330.237	132306xb	ppb	665.446	0.5	6901.45
Ni 231.604	9.6952b	ppb	0.1754	1.8	40.5965
Pb 220.353	0.1379b	ppb	1.8332	1329.2	4.9558
Sb 206.834	0.8407b	ppb	0.9630	114.5	1.6210
Se 196.026	20.7346b	ppb	4.7634	23.0	11.3375
Sn 189.925	0.0188b	ppb	1.7808	9477.0	-2.1774
Sr 216.596	528.345b	ppb	5.4614	1.0	7376.06
Ti 334.941	1.8180b	ppb	0.0421	2.3	151.425
Tl 190.794	-10.2306b	ppb	1.1835	11.6	21.9374
V 292.401	1.4643b	ppb	0.1083	7.4	-25.1343
Zn 206.200	7.7337b	ppb	0.4379	5.7	16.6320

E10172012.wvq. All Data Report 10/22/2012, 11:23:18 AM

680-83686-c-5-a (Samp) 10/17/2012, 10:52:17 PM Rack 2, Tube 33

Weight: 1

Volume: 1

Dilution: 1

Label	Replicates Concentration		
Ag 328.068	-0.0094u	-0.1135u	-0.2011u
Al 308.215	689.950	691.026	688.787
As 188.980	8.4778	4.7650	1.0892
B 249.678	23.2690	23.7166	24.0792
Ba 389.178	78.3742	78.8556	78.8998
Be 313.042	-0.0526u	-0.0511u	-0.0480u
Ca 370.602	85023	85067	85128
Cd 226.502	-0.3912	-0.3554	-0.2883
Co 228.615	4.7375	5.3989	5.2365
Cr 267.716	0.1417	0.1902	0.3932
Cu 324.754	0.7313	0.8035	0.6668
Fe 271.441	10268.8	10292.1	10260.1
K 766.491	9302.32	9294.31	9270.96
Mg 279.078	26878.8	26925.4	27056.0
Mn 257.610	18676.7	18850.0	19111.3
Mo 202.032	7.8364	8.0266	7.9501
Na 330.237	140878x	140803x	140200x
Ni 231.604	8.5971	8.8963	9.7304
Pb 220.353	2.2249	1.6120	1.7815
Sb 206.834	-0.2686u	1.6890	-1.6362u
Se 196.026	9.1142	12.7408	16.2842
Sn 189.925	0.7294	0.4603	0.8940
Sr 216.596	382.946	381.918	385.257
Ti 334.941	25.9806	26.0842	26.6067
Tl 190.794	-8.9828	-8.8494	-6.4126
V 292.401	2.1004	1.7309	1.6071u
Zn 206.200	12.4405	14.1628	14.4205

Label	Sol'n Conc.	Units	SD	%RSD	Int. (c/s)
Ag 328.068	-0.1080b	ppb	0.0960	88.9	-15.0715
Al 308.215	689.921b	ppb	1.1197	0.2	4681.35
As 188.980	4.7773b	ppb	3.6943	77.3	1.5630
B 249.678	23.6883b	ppb	0.4059	1.7	354.398
Ba 389.178	78.7099b	ppb	0.2915	0.4	1597.39
Be 313.042	-0.0506b	ppb	0.0023	4.6	-160.639
Ca 370.602	85073b	ppb	52.41	0.1	343147
Cd 226.502	-0.3449b	ppb	0.0522	15.1	32.6005
Co 228.615	5.1243b	ppb	0.3447	6.7	72.8917
Cr 267.716	0.2417b	ppb	0.1334	55.2	56.4797
Cu 324.754	0.7339b	ppb	0.0684	9.3	273.752
Fe 271.441	10273.7b	ppb	16.5342	0.2	15952.9
K 766.491	9289.19b	ppb	16.2893	0.2	317501
Mg 279.078	26953.4b	ppb	91.8463	0.3	64288.2
Mn 257.610	18879.3b	ppb	218.770	1.2	1366928
Mo 202.032	7.9377b	ppb	0.0957	1.2	68.7073
Na 330.237	140627xb	ppb	371.801	0.3	7334.93
Ni 231.604	9.0746b	ppb	0.5873	6.5	38.3411
Pb 220.353	1.8728b	ppb	0.3165	16.9	6.5328
Sb 206.834	-0.0719b	ppb	1.6713	2324.6	0.2967
Se 196.026	12.7130b	ppb	3.5851	28.2	7.7687
Sn 189.925	0.6946b	ppb	0.2190	31.5	-1.5258
Sr 216.596	383.374b	ppb	1.7098	0.4	5368.91
Ti 334.941	26.2238b	ppb	0.3356	1.3	2545.80
Tl 190.794	-8.0816b	ppb	1.4469	17.9	12.2213
V 292.401	1.8128b	ppb	0.2567	14.2	0.7667
Zn 206.200	13.6746b	ppb	1.0765	7.8	25.0210

E10172012.wvq. All Data Report 10/22/2012, 11:23:18 AM

680-83686-c-6-a (Samp) 10/17/2012, 10:58:04 PM Rack 2, Tube 34

Weight: 1

Volume: 1

Dilution: 1

Label	Replicates Concentration		
Ag 328.068	0.0141u	0.0130u	0.1535
Al 308.215	27.2641	27.9091	24.6493
As 188.980	2.5389	2.0796	-0.6436u
B 249.678	15.0320	15.7667	15.2535
Ba 389.178	36.2963	37.5425	37.3113
Be 313.042	-0.0044	0.0189	0.0018
Ca 370.602	104451	106753	103643
Cd 226.502	-0.4031	-0.4316	-0.4378
Co 228.615	2.7796	2.7265	2.1647
Cr 267.716	-0.3972u	-0.0981u	-0.2561u
Cu 324.754	0.4146	0.3689	0.5504
Fe 271.441	10663.9	10891.9	10527.4
K 766.491	9606.44	9732.87	9493.11
Mg 279.078	29642.4	30329.1	29583.4
Mn 257.610	14800.6	15233.8	14943.9
Mo 202.032	2.9627	3.3784	2.8979
Na 330.237	66674.2	67517.0	65689.7
Ni 231.604	5.0033	7.5056	6.1352
Pb 220.353	-0.1337	-1.2245	0.2738
Sb 206.834	-1.0877u	0.9622	-1.1421u
Se 196.026	5.8503	10.4421	12.2347
Sn 189.925	-0.3547u	2.4528	-2.8447u
Sr 216.596	387.446	399.363	386.280
Ti 334.941	0.5568	0.6880	0.5634
Tl 190.794	-6.5590	-4.8684	-8.2009
V 292.401	0.7593u	0.8747u	1.1941u
Zn 206.200	9.2113	8.6719	8.4929

Label	Sol'n Conc.	Units	SD	%RSD	Int. (c/s)
Ag 328.068	0.0602	ppb	0.0808	134.3	-4.7390
Al 308.215	26.6075	ppb	1.7263	6.5	439.404
As 188.980	1.3250	ppb	1.7202	129.8	-1.2369
B 249.678	15.3507	ppb	0.3769	2.5	242.366
Ba 389.178	37.0500	ppb	0.6629	1.8	766.760
Be 313.042	0.0054	ppb	0.0121	222.7	-66.0956
Ca 370.602	104949	ppb	1613	1.5	423811
Cd 226.502	-0.4242	ppb	0.0185	4.4	32.8539
Co 228.615	2.5569	ppb	0.3407	13.3	39.1206
Cr 267.716	-0.2504	ppb	0.1496	59.7	31.9854
Cu 324.754	0.4447	ppb	0.0944	21.2	255.048
Fe 271.441	10694.4	ppb	184.125	1.7	16606.5
K 766.491	9610.80	ppb	119.940	1.2	328481
Mg 279.078	29851.6	ppb	414.555	1.4	71277.6
Mn 257.610	14992.8	ppb	220.665	1.5	1085549
Mo 202.032	3.0796	ppb	0.2607	8.5	29.1380
Na 330.237	66626.9	ppb	914.580	1.4	3471.71
Ni 231.604	6.2147	ppb	1.2531	20.2	28.4687
Pb 220.353	-0.3614	ppb	0.7747	214.3	1.9485
Sb 206.834	-0.4225	ppb	1.1995	283.9	-0.1647
Se 196.026	9.5091	ppb	3.2929	34.6	6.3388
Sn 189.925	-0.2489	ppb	2.6503	1064.9	-2.4639
Sr 216.596	391.030	ppb	7.2403	1.9	5478.55
Ti 334.941	0.6028	ppb	0.0739	12.3	34.0255
Tl 190.794	-6.5427	ppb	1.6663	25.5	7.9530
V 292.401	0.9427	ppb	0.2252	23.9	-16.1117
Zn 206.200	8.7921	ppb	0.3740	4.3	1870868

E10172012.wvq. All Data Report 10/22/2012, 11:23:18 AM

680-83747-a-1-a (Samp) 10/17/2012, 11:03:51 PM Rack 2, Tube 35

Weight: 1

Volume: 1

Dilution: 1

Label	Replicates Concentration		
Ag 328.068	-0.0089u	-0.5664u	-0.2427u
Al 308.215	6.5720	6.0977	7.9328
As 188.980	2.9164	0.4255	1.9615
B 249.678	1.1735	1.0640	1.2786
Ba 389.178	-0.9646u	-0.1572u	-0.2466u
Be 313.042	-0.0755u	-0.0685u	-0.0392u
Ca 370.602	63.63	64.52	66.11
Cd 226.502	0.0154	-0.0995u	-0.0104u
Co 228.615	-0.2156u	0.0520	-0.2523u
Cr 267.716	-0.2425u	-0.2153u	-0.2888u
Cu 324.754	0.4145	0.2734	0.2220
Fe 271.441	1.5353	1.6911	4.5148
K 766.491	-0.3347u	-0.4508u	-0.2863u
Mg 279.078	10.1665	3.9865	4.6355
Mn 257.610	-0.1142u	0.1028	0.0558
Mo 202.032	-0.1581u	0.0447	0.0887
Na 330.237	111.599	363.248	255.025
Ni 231.604	-0.0761u	0.2021	-0.3762u
Pb 220.353	1.4698	0.9635	1.6362
Sb 206.834	-0.3514u	1.8931	-0.5293u
Se 196.026	0.9365	-1.4336u	0.9205
Sn 189.925	-2.2769u	-1.8529u	1.1881
Sr 216.596	-0.1715u	0.4220	0.0575
Ti 334.941	-0.0606u	0.0103	0.0209
Tl 190.794	1.3956	2.1823	2.4052
V 292.401	-0.2123u	-0.1187u	-0.1107u
Zn 206.200	2.0967	2.2854	1.1085

Label	Sol'n Conc.	Units	SD	%RSD	Int. (c/s)
Ag 328.068	-0.2727	ppb	0.2800	102.7	-18.6208
Al 308.215	6.8675	ppb	0.9526	13.9	313.112
As 188.980	1.7678	ppb	1.2567	71.1	-0.8754
B 249.678	1.1720	ppb	0.1073	9.2	59.1841
Ba 389.178	-0.4561	ppb	0.4426	97.0	-4.6305
Be 313.042	-0.0611	ppb	0.0193	31.6	-182.884
Ca 370.602	64.75	ppb	1.255	1.9	301.5
Cd 226.502	-0.0315	ppb	0.0603	191.5	2.3164
Co 228.615	-0.1386	ppb	0.1661	119.8	3.6923
Cr 267.716	-0.2489	ppb	0.0372	14.9	27.4469
Cu 324.754	0.3033	ppb	0.0997	32.9	246.056
Fe 271.441	2.5804	ppb	1.6770	65.0	-0.3868
K 766.491	-0.3573	ppb	0.0845	23.7	339.575
Mg 279.078	6.2629	ppb	3.3962	54.2	20.5860
Mn 257.610	0.0148	ppb	0.1142	772.9	41.9436
Mo 202.032	-0.0082	ppb	0.1316	1597.9	4.6113
Na 330.237	243.291	ppb	126.234	51.9	10.4343
Ni 231.604	-0.0834	ppb	0.2892	346.9	4.6811
Pb 220.353	1.3565	ppb	0.3504	25.8	1.5705
Sb 206.834	0.3375	ppb	1.3501	400.1	0.7880
Se 196.026	0.1411	ppb	1.3638	966.4	2.1161
Sn 189.925	-0.9806	ppb	1.8900	192.7	-3.2567
Sr 216.596	0.1027	ppb	0.2993	291.5	5.6871
Ti 334.941	-0.0098	ppb	0.0443	450.4	-25.2322
Tl 190.794	1.9944	ppb	0.5304	26.6	-1.2671
V 292.401	-0.1472	ppb	0.0565	38.4	-5.9117
Zn 206.200	1.8302	ppb	0.6321	34.5	7.2177

E10172012.wvq. All Data Report 10/22/2012, 11:23:18 AM

680-83747-a-2-a (Samp) 10/17/2012, 11:09:39 PM Rack 2, Tube 36

Weight: 1

Volume: 1

Dilution: 1

Label	Replicates Concentration		
Ag 328.068	-0.1589u	0.1651	0.0877
Al 308.215	11.5831	10.4169	10.6980
As 188.980	1.8652	2.9098	3.9868
B 249.678	44.1985	45.1107	45.0720
Ba 389.178	215.792	215.529	214.929
Be 313.042	-0.0982u	-0.0884u	-0.0968u
Ca 370.602	78494	78277	78269
Cd 226.502	-0.2786	-0.3065	-0.2802
Co 228.615	2.2767	1.9042	1.9828
Cr 267.716	-0.3692u	-0.1759u	-0.2233u
Cu 324.754	0.9891	0.7984	0.7859
Fe 271.441	2303.86	2290.66	2278.83
K 766.491	552.371	549.115	548.539
Mg 279.078	24478.8	24541.1	24575.1
Mn 257.610	3303.58	3362.54	3352.50
Mo 202.032	7.7157	7.9928	8.0338
Na 330.237	11972.7	12024.5	11731.7
Ni 231.604	4.8301	4.9080	4.6427
Pb 220.353	1.1460	1.6378	1.0608
Sb 206.834	-0.4509u	0.3516	-0.7121u
Se 196.026	4.9572	3.2049	0.8580
Sn 189.925	0.3613	-0.4022u	0.5452
Sr 216.596	185.273	185.809	186.930
Ti 334.941	0.3434	0.1776	0.1947
Tl 190.794	-0.5163	-3.4018u	-3.0259
V 292.401	-0.2459u	0.0257u	0.2086u
Zn 206.200	2.4766	3.1716	1.7052

Label	Sol'n Conc.	Units	SD	%RSD	Int. (c/s)
Ag 328.068	0.0313	ppb	0.1692	540.6	-2.3095
Al 308.215	10.8993	ppb	0.6086	5.6	339.082
As 188.980	2.9206	ppb	1.0608	36.3	0.0585
B 249.678	44.7938	ppb	0.5158	1.2	642.399
Ba 389.178	215.417	ppb	0.4424	0.2	4321.49
Be 313.042	-0.0945	ppb	0.0053	5.6	-212.526
Ca 370.602	78347	ppb	127.9	0.2	318530
Cd 226.502	-0.2884	ppb	0.0157	5.4	6.7417
Co 228.615	2.0546	ppb	0.1964	9.6	32.0036
Cr 267.716	-0.2561	ppb	0.1007	39.3	28.0500
Cu 324.754	0.8578	ppb	0.1139	13.3	281.208
Fe 271.441	2291.12	ppb	12.5222	0.5	3555.76
K 766.491	550.008	ppb	2.0662	0.4	19130.0
Mg 279.078	24531.6	ppb	48.8421	0.2	58690.1
Mn 257.610	3339.54	ppb	31.5472	0.9	241855
Mo 202.032	7.9141	ppb	0.1730	2.2	68.9393
Na 330.237	11909.6	ppb	156.246	1.3	617.658
Ni 231.604	4.7936	ppb	0.1363	2.8	22.8876
Pb 220.353	1.2815	ppb	0.3114	24.3	2.1688
Sb 206.834	-0.2704	ppb	0.5543	205.0	-0.1601
Se 196.026	3.0067	ppb	2.0567	68.4	3.4043
Sn 189.925	0.1681	ppb	0.5023	298.8	-2.0931
Sr 216.596	186.004	ppb	0.8455	0.5	2603.65
Ti 334.941	0.2385	ppb	0.0912	38.2	-0.7161
Tl 190.794	-2.3147	ppb	1.5687	67.8	-2.8773
V 292.401	-0.0039	ppb	0.2287	5925.7	-19.3324
Zn 206.200	2.4511	ppb	0.7335	139.8	257.7915

E10172012.wvq. All Data Report 10/22/2012, 11:23:18 AM

680-83747-a-3-a (Samp) 10/17/2012, 11:27:00 PM Rack 2, Tube 39

Weight: 1

Volume: 1

Dilution: 1

Label	Replicates Concentration		
Ag 328.068	-0.1011u	-0.5169u	-0.2898u
Al 308.215	9.3731	6.7161	8.4674
As 188.980	1.0275	0.0735	-0.6800u
B 249.678	17.6330	15.6553	14.7052
Ba 389.178	50.1788	48.7008	48.6327
Be 313.042	-0.0530u	-0.0733u	-0.1028u
Ca 370.602	29787	28144	28373
Cd 226.502	-0.1255u	-0.1986u	-0.1989u
Co 228.615	-0.6473u	-0.5143u	-0.8070u
Cr 267.716	-0.3818u	-0.2131u	0.0600
Cu 324.754	0.8684	0.6701	0.7357
Fe 271.441	10.7734	2.9703	3.9863
K 766.491	239.597	224.436	230.655
Mg 279.078	9406.60	8903.41	8967.32
Mn 257.610	-0.0236	-0.1554	-0.2468u
Mo 202.032	-0.0827u	0.1963	0.3092
Na 330.237	9250.70	8797.07	8872.60
Ni 231.604	0.6736	-0.1598u	0.5538
Pb 220.353	-0.4459u	1.3025	0.4922
Sb 206.834	-1.5117u	0.6190	-0.2921u
Se 196.026	3.2360	6.1524	-4.7945u
Sn 189.925	0.6492	-1.3410u	-0.4000u
Sr 216.596	41.0177	39.9682	38.4373
Ti 334.941	0.1521	0.2327	0.0311
Tl 190.794	1.4504	1.4469	-0.2275u
V 292.401	0.1677	0.1551u	0.4051
Zn 206.200	3.6424	3.2754	2.4365

Label	Sol'n Conc.	Units	SD	%RSD	Int. (c/s)
Ag 328.068	-0.3026	ppb	0.2082	68.8	-21.0609
Al 308.215	8.1855	ppb	1.3507	16.5	321.570
As 188.980	0.1403	ppb	0.8557	609.9	-2.1983
B 249.678	15.9978	ppb	1.4937	9.3	257.902
Ba 389.178	49.1708	ppb	0.8736	1.8	992.414
Be 313.042	-0.0764	ppb	0.0251	32.8	-198.153
Ca 370.602	28768	ppb	889.6	3.1	117295
Cd 226.502	-0.1743	ppb	0.0423	24.3	-1.5256
Co 228.615	-0.6562	ppb	0.1465	22.3	-3.0270
Cr 267.716	-0.1783	ppb	0.2229	125.0	30.9466
Cu 324.754	0.7581	ppb	0.1010	13.3	274.736
Fe 271.441	5.9100	ppb	4.2423	71.8	5.4355
K 766.491	231.563	ppb	7.6214	3.3	8257.73
Mg 279.078	9092.44	ppb	273.937	3.0	21772.3
Mn 257.610	-0.1419	ppb	0.1122	79.1	43.2522
Mo 202.032	0.1409	ppb	0.2017	143.1	5.8245
Na 330.237	8973.46	ppb	243.050	2.7	465.722
Ni 231.604	0.3559	ppb	0.4506	126.6	6.6013
Pb 220.353	0.4496	ppb	0.8750	194.6	0.0091
Sb 206.834	-0.3950	ppb	1.0691	270.7	-0.2901
Se 196.026	1.5313	ppb	5.6691	370.2	2.7372
Sn 189.925	-0.3639	ppb	0.9956	273.6	-2.6379
Sr 216.596	39.8077	ppb	1.2977	3.3	560.501
Ti 334.941	0.1386	ppb	0.1015	73.2	-10.7455
Tl 190.794	0.8899	ppb	0.9677	108.7	-2.9543
V 292.401	0.2426	ppb	0.1408	58.0	0.0023
Zn 206.200	3.1181	ppb	0.6182	19.8	9.3177

E10172012.wvq. All Data Report 10/22/2012, 11:23:18 AM

680-83747-a-4-a (Samp) 10/17/2012, 11:32:47 PM Rack 2, Tube 40

Weight: 1

Volume: 1

Dilution: 1

Label	Replicates Concentration		
Ag 328.068	-0.1774u	0.0814	-0.0692u
Al 308.215	6.6028	8.7760	9.6627
As 188.980	1.3010	4.2191	0.2185
B 249.678	64.9921	64.3978	64.6234
Ba 389.178	52.0829	51.8318	51.8886
Be 313.042	-0.1014u	-0.1025u	-0.0989u
Ca 370.602	100378	99780	100033
Cd 226.502	-0.2820u	-0.4188u	-0.2950u
Co 228.615	-0.3991u	-0.8495u	-0.5764u
Cr 267.716	-0.2654u	-0.0700u	-0.1591u
Cu 324.754	0.5747	0.4424	0.5687
Fe 271.441	5.6638	2.2431	6.3733
K 766.491	317.548	315.265	316.254
Mg 279.078	45611.0	45299.9	45337.0
Mn 257.610	25.0287	24.4818	24.7499
Mo 202.032	0.7444	0.4470	0.3372
Na 330.237	49044.1	48956.6	48923.4
Ni 231.604	1.5324	2.1487	2.5049
Pb 220.353	2.2951	0.3489	2.1189
Sb 206.834	5.3626	2.2196	-1.1084u
Se 196.026	3.6184	-1.6679u	1.2310
Sn 189.925	1.5951	0.7554	1.0452
Sr 216.596	110.628	109.701	110.902
Ti 334.941	0.2595	0.1877	0.2426
Tl 190.794	0.1936	-1.2452u	-2.0608u
V 292.401	1.1910	1.3265	1.1099
Zn 206.200	2.1928	2.2874	0.7955

Label	Sol'n Conc.	Units	SD	%RSD	Int. (c/s)
Ag 328.068	-0.0551	ppb	0.1300	235.9	-6.7308
Al 308.215	8.3472	ppb	1.5744	18.9	322.659
As 188.980	1.9129	ppb	2.0693	108.2	-0.7584
B 249.678	64.6711	ppb	0.3000	0.5	910.300
Ba 389.178	51.9344	ppb	0.1317	0.3	1081.68
Be 313.042	-0.1009	ppb	0.0019	1.9	-218.307
Ca 370.602	100064	ppb	300.0	0.3	407903
Cd 226.502	-0.3319	ppb	0.0755	22.8	-1.1974
Co 228.615	-0.6083	ppb	0.2269	37.3	-2.4152
Cr 267.716	-0.1648	ppb	0.0978	59.3	32.2619
Cu 324.754	0.5286	ppb	0.0747	14.1	260.269
Fe 271.441	4.7601	ppb	2.2084	46.4	5.3773
K 766.491	316.356	ppb	1.1447	0.4	11152.7
Mg 279.078	45416.0	ppb	169.882	0.4	108728
Mn 257.610	24.7535	ppb	0.2735	1.1	1896.10
Mo 202.032	0.5095	ppb	0.2107	41.4	8.8228
Na 330.237	48974.7	ppb	62.3296	0.1	2552.14
Ni 231.604	2.0620	ppb	0.4921	23.9	14.1044
Pb 220.353	1.5876	ppb	1.0764	67.8	1.9725
Sb 206.834	2.1579	ppb	3.2360	150.0	3.4559
Se 196.026	1.0605	ppb	2.6473	249.6	2.5268
Sn 189.925	1.1319	ppb	0.4265	37.7	-1.1285
Sr 216.596	110.410	ppb	0.6293	0.6	1548.84
Ti 334.941	0.2299	ppb	0.0375	16.3	-2.2435
Tl 190.794	-1.0374	ppb	1.1415	110.0	-5.8526
V 292.401	1.2091	ppb	0.1094	9.1	14.6715
Zn 206.200	1.7585	ppb	0.8354	47.5	8.3599

E10172012.wvq. All Data Report 10/22/2012, 11:23:18 AM

680-83747-a-5-a (Samp) 10/17/2012, 11:38:34 PM Rack 2, Tube 41

Weight: 1

Volume: 1

Dilution: 1

Label	Replicates Concentration		
Ag 328.068	-0.2536u	0.0180u	-0.1169u
Al 308.215	7.5950	7.9433	8.4753
As 188.980	1.9286	-0.1043u	2.3069
B 249.678	23.6114	23.4108	22.2820
Ba 389.178	86.2099	86.4315	86.4650
Be 313.042	-0.0898u	-0.1069u	-0.0994u
Ca 370.602	88003	88037	88023
Cd 226.502	-0.4148u	-0.2602u	-0.2979u
Co 228.615	-0.6004u	-0.2955u	-0.6625u
Cr 267.716	-0.3538u	-0.2742u	-0.1153u
Cu 324.754	0.7907	0.5686	0.6777
Fe 271.441	6.8755	5.3703	11.8317
K 766.491	947.972	948.671	950.496
Mg 279.078	28106.8	28025.5	28017.4
Mn 257.610	4.2729	4.1686	4.3118
Mo 202.032	0.2926	0.2286	0.5647
Na 330.237	10253.9	10299.0	10699.8
Ni 231.604	0.9734	1.9863	2.2225
Pb 220.353	1.0241	2.2289	1.6447
Sb 206.834	-0.7210u	0.5574	0.2383
Se 196.026	-4.1534u	3.6416	-9.5321u
Sn 189.925	0.8737	1.4242	-0.0769u
Sr 216.596	208.257	207.745	207.752
Ti 334.941	0.4535	0.3903	0.3465
Tl 190.794	-0.4819u	-0.1663u	0.0990
V 292.401	0.1695u	0.6997	0.5245
Zn 206.200	2.6336	2.0840	2.7677

Label	Sol'n Conc.	Units	SD	%RSD	Int. (c/s)
Ag 328.068	-0.1175	ppb	0.1358	115.6	-11.3968
Al 308.215	8.0045	ppb	0.4433	5.5	320.408
As 188.980	1.3771	ppb	1.2968	94.2	-1.1931
B 249.678	23.1014	ppb	0.7167	3.1	353.115
Ba 389.178	86.3688	ppb	0.1386	0.2	1749.05
Be 313.042	-0.0987	ppb	0.0086	8.7	-214.815
Ca 370.602	88021	ppb	17.06	0.0	358812
Cd 226.502	-0.3243	ppb	0.0806	24.9	-2.1468
Co 228.615	-0.5195	ppb	0.1964	37.8	-1.2567
Cr 267.716	-0.2478	ppb	0.1214	49.0	27.6745
Cu 324.754	0.6790	ppb	0.1111	16.4	269.760
Fe 271.441	8.0258	ppb	3.3808	42.1	10.1457
K 766.491	949.046	ppb	1.3033	0.1	32753.9
Mg 279.078	28049.9	ppb	49.4510	0.2	67155.0
Mn 257.610	4.2511	ppb	0.0740	1.7	387.777
Mo 202.032	0.3620	ppb	0.1785	49.3	7.6229
Na 330.237	10417.6	ppb	245.445	2.4	540.159
Ni 231.604	1.7274	ppb	0.6636	38.4	12.2014
Pb 220.353	1.6326	ppb	0.6025	36.9	2.0460
Sb 206.834	0.0249	ppb	0.6654	2675.3	0.3235
Se 196.026	-3.3480	ppb	6.6237	197.8	0.5573
Sn 189.925	0.7404	ppb	0.7594	102.6	-1.5314
Sr 216.596	207.918	ppb	0.2936	0.1	2903.84
Ti 334.941	0.3967	ppb	0.0538	13.6	14.8518
Tl 190.794	-0.1831	ppb	0.2908	158.9	-4.5853
V 292.401	0.4646	ppb	0.2701	58.1	-2.5421
Zn 206.200	2.4951	ppb	0.3623	14.5	8.9431

E10172012.wvq. All Data Report 10/22/2012, 11:23:18 AM

680-83747-a-6-a (Samp) 10/17/2012, 11:44:21 PM Rack 2, Tube 42

Weight: 1

Volume: 1

Dilution: 1

Label	Replicates Concentration		
Ag 328.068	-0.0836u	-0.1627u	-0.1886u
Al 308.215	19.8199	21.2307	21.0942
As 188.980	-0.0914u	3.6903	3.7512
B 249.678	19.1629	19.0831	19.0416
Ba 389.178	248.068	248.442	248.604
Be 313.042	-0.1127u	-0.0998u	-0.1109u
Ca 370.602	136892	136873	137033
Cd 226.502	-0.3571	-0.4130u	-0.3372
Co 228.615	0.0738	-0.1801u	0.3734
Cr 267.716	-0.3119u	-0.2303u	-0.2676u
Cu 324.754	0.2175	0.3168	0.4207
Fe 271.441	672.991	675.731	681.091
K 766.491	558.200	556.613	558.129
Mg 279.078	33657.8	33603.9	33591.5
Mn 257.610	1132.21	1123.94	1128.33
Mo 202.032	1.3189	1.0413	1.1347
Na 330.237	20461.8	20307.4	20159.9
Ni 231.604	2.1326	2.0033	2.2866
Pb 220.353	1.4940	1.1007	1.1719
Sb 206.834	0.0854	-2.6589u	0.3252
Se 196.026	-3.8177u	3.5257	0.7581
Sn 189.925	1.3580	2.2204	2.2041
Sr 216.596	184.904	182.503	181.317
Ti 334.941	0.3293	0.4145	0.5000
Tl 190.794	-1.5631u	1.0059	-2.0034u
V 292.401	0.2020u	0.2339u	-0.0459u
Zn 206.200	3.0991	2.3627	1.3413

Label	Sol'n Conc.	Units	SD	%RSD	Int. (c/s)
Ag 328.068	-0.1450	ppb	0.0547	37.8	-13.1946
Al 308.215	20.7149	ppb	0.7781	3.8	401.652
As 188.980	2.4500	ppb	2.2011	89.8	-0.3214
B 249.678	19.0958	ppb	0.0616	0.3	298.995
Ba 389.178	248.371	ppb	0.2746	0.1	4980.98
Be 313.042	-0.1078	ppb	0.0070	6.5	-215.638
Ca 370.602	136933	ppb	87.46	0.1	557937
Cd 226.502	-0.3691	ppb	0.0393	10.6	3.4464
Co 228.615	0.0890	ppb	0.2771	311.3	6.6478
Cr 267.716	-0.2700	ppb	0.0408	15.1	27.0108
Cu 324.754	0.3183	ppb	0.1016	31.9	247.037
Fe 271.441	676.604	ppb	4.1203	0.6	1049.67
K 766.491	557.647	ppb	0.8962	0.2	19390.8
Mg 279.078	33617.7	ppb	35.2256	0.1	80469.6
Mn 257.610	1128.16	ppb	4.1392	0.4	81765.9
Mo 202.032	1.1650	ppb	0.1413	12.1	14.1196
Na 330.237	20309.7	ppb	150.981	0.7	1056.12
Ni 231.604	2.1408	ppb	0.1418	6.6	13.9138
Pb 220.353	1.2555	ppb	0.2095	16.7	1.6440
Sb 206.834	-0.7494	ppb	1.6580	221.2	-0.8093
Se 196.026	0.1554	ppb	3.7086	2387.2	2.1248
Sn 189.925	1.9275	ppb	0.4933	25.6	-0.3463
Sr 216.596	182.908	ppb	1.8275	1.0	2562.18
Ti 334.941	0.4146	ppb	0.0854	20.6	16.4553
Tl 190.794	-0.8536	ppb	1.6253	190.4	-3.8950
V 292.401	0.1300	ppb	0.1532	117.8	-19.9075
Zn 206.200	2.2677	ppb	0.8828	38.9	8.7718

E10172012.wvq. All Data Report 10/22/2012, 11:23:18 AM

680-83747-a-7-a (Samp) 10/17/2012, 11:50:09 PM Rack 2, Tube 43

Weight: 1

Volume: 1

Dilution: 1

Label	Replicates Concentration		
Ag 328.068	-0.0563u	-0.2204u	0.2719
Al 308.215	15.4034	14.5521	15.8524
As 188.980	-0.6650u	1.3184	1.6306
B 249.678	18.8504	19.3103	18.2619
Ba 389.178	134.905	135.336	134.739
Be 313.042	-0.1093u	-0.1114u	-0.0827u
Ca 370.602	125510	125102	125362
Cd 226.502	-0.3416u	-0.3164u	-0.3195u
Co 228.615	-0.7075u	-0.4470u	-0.2482u
Cr 267.716	0.7360	0.7336	0.5427
Cu 324.754	2.9304	2.9252	2.5006
Fe 271.441	11.3431	10.9040	11.6276
K 766.491	1055.02	1053.15	1056.62
Mg 279.078	24336.9	24212.8	24205.2
Mn 257.610	-0.1064	-0.2083	-0.3045
Mo 202.032	0.4605	0.7700	0.4715
Na 330.237	17190.7	17069.1	17335.9
Ni 231.604	3.4512	2.6298	3.2415
Pb 220.353	0.8636	1.3889	0.4860
Sb 206.834	-0.6018u	0.3115	-0.4846u
Se 196.026	1.8992	-1.0161u	5.1277
Sn 189.925	0.5714	2.3340	-0.4293u
Sr 216.596	160.362	158.588	159.197
Ti 334.941	0.3986	0.3489	0.4360
Tl 190.794	-0.0896u	-1.1543u	-0.1331u
V 292.401	0.8635	1.0501	0.9419
Zn 206.200	8.5855	7.6176	9.0868

Label	Sol'n Conc.	Units	SD	%RSD	Int. (c/s)
Ag 328.068	-0.0016	ppb	0.2507	15675.1	-3.6158
Al 308.215	15.2693	ppb	0.6604	4.3	366.895
As 188.980	0.7613	ppb	1.2451	163.5	-1.6996
B 249.678	18.8076	ppb	0.5255	2.8	295.561
Ba 389.178	134.993	ppb	0.3081	0.2	2708.79
Be 313.042	-0.1011	ppb	0.0160	15.8	-208.274
Ca 370.602	125325	ppb	206.5	0.2	510863
Cd 226.502	-0.3258	ppb	0.0138	4.2	1.7846
Co 228.615	-0.4675	ppb	0.2304	49.3	-0.5896
Cr 267.716	0.6708	ppb	0.1109	16.5	71.4167
Cu 324.754	2.7854	ppb	0.2467	8.9	402.592
Fe 271.441	11.2916	ppb	0.3645	3.2	16.1293
K 766.491	1054.93	ppb	1.7363	0.2	36368.9
Mg 279.078	24251.6	ppb	73.9620	0.3	58062.3
Mn 257.610	-0.2064	ppb	0.0991	48.0	59.9861
Mo 202.032	0.5674	ppb	0.1756	31.0	9.2937
Na 330.237	17198.5	ppb	133.568	0.8	894.306
Ni 231.604	3.1075	ppb	0.4268	13.7	16.8728
Pb 220.353	0.9128	ppb	0.4535	49.7	0.8055
Sb 206.834	-0.2583	ppb	0.4969	192.4	-0.0896
Se 196.026	2.0036	ppb	3.0732	153.4	2.9482
Sn 189.925	0.8253	ppb	1.3990	169.5	-1.4267
Sr 216.596	159.382	ppb	0.9017	0.6	2232.21
Ti 334.941	0.3945	ppb	0.0437	11.1	14.4037
Tl 190.794	-0.4590	ppb	0.6025	131.3	-5.0135
V 292.401	0.9518	ppb	0.0937	9.8	4.5138
Zn 206.200	8.4299	ppb	0.7468	8.8	17.3653

E10172012.wvq. All Data Report 10/22/2012, 11:23:18 AM

680-83747-a-8-a (Samp) 10/17/2012, 11:55:56 PM Rack 2, Tube 44

Weight: 1

Volume: 1

Dilution: 1

Label	Replicates Concentration		
Ag 328.068	0.0017u	-0.2606u	0.0384u
Al 308.215	12.5001	14.4267	15.4007
As 188.980	5.9747	5.9842	4.7284
B 249.678	29.8406	30.4971	30.7100
Ba 389.178	100.943	103.564	104.947
Be 313.042	-0.0724u	-0.1019u	-0.0812u
Ca 370.602	128569	132141	134749
Cd 226.502	-0.3932	-0.3394	-0.4944u
Co 228.615	2.3298	1.8168	1.4767
Cr 267.716	-0.2048u	-0.2381u	-0.3463u
Cu 324.754	0.3850	0.2907	0.4748
Fe 271.441	2471.77	2549.72	2595.14
K 766.491	359.033	366.552	371.804
Mg 279.078	55634.3	57144.8	58115.2
Mn 257.610	1750.31	1793.26	1809.85
Mo 202.032	1.1055	0.8067	0.5954
Na 330.237	22125.7	22686.3	23035.7
Ni 231.604	5.0521	5.6381	4.9829
Pb 220.353	-0.8005u	1.1107	1.3123
Sb 206.834	1.3392	-1.0381u	-3.1202u
Se 196.026	-5.6727u	6.2753	-10.0080u
Sn 189.925	0.6454	1.4096	-0.0567
Sr 216.596	158.327	160.789	163.752
Ti 334.941	0.4669	0.5261	0.4764
Tl 190.794	-1.8969u	-1.6881u	-2.2016u
V 292.401	0.3783u	0.0866u	0.2186u
Zn 206.200	3.2319	2.6915	3.2232

Label	Sol'n Conc.	Units	SD	%RSD	Int. (c/s)
Ag 328.068	-0.0735	ppb	0.1631	221.9	-9.2287
Al 308.215	14.1092	ppb	1.4762	10.5	359.412
As 188.980	5.5624	ppb	0.7223	13.0	2.2073
B 249.678	30.3492	ppb	0.4531	1.5	448.635
Ba 389.178	103.151	ppb	2.0333	2.0	2113.66
Be 313.042	-0.0852	ppb	0.0152	17.8	-184.896
Ca 370.602	131820	ppb	3103	2.4	536322
Cd 226.502	-0.4090	ppb	0.0787	19.2	7.9462
Co 228.615	1.8744	ppb	0.4295	22.9	29.9117
Cr 267.716	-0.2631	ppb	0.0740	28.1	27.9788
Cu 324.754	0.3835	ppb	0.0921	24.0	251.140
Fe 271.441	2538.88	ppb	62.3970	2.5	3941.77
K 766.491	365.797	ppb	6.4189	1.8	12840.7
Mg 279.078	56964.8	ppb	1250.21	2.2	136352
Mn 257.610	1784.47	ppb	30.7259	1.7	129316
Mo 202.032	0.8359	ppb	0.2563	30.7	11.3383
Na 330.237	22615.9	ppb	459.045	2.0	1174.87
Ni 231.604	5.2243	ppb	0.3600	6.9	25.7775
Pb 220.353	0.5408	ppb	1.1660	215.6	0.6066
Sb 206.834	-0.9397	ppb	2.2313	237.4	-1.0509
Se 196.026	-3.1352	ppb	8.4330	269.0	0.6612
Sn 189.925	0.6661	ppb	0.7334	110.1	-1.5764
Sr 216.596	160.956	ppb	2.7166	1.7	2260.87
Ti 334.941	0.4898	ppb	0.0318	6.5	24.2377
Tl 190.794	-1.9288	ppb	0.2583	13.4	-4.8090
V 292.401	0.2279	ppb	0.1461	64.1	-16.8750
Zn 206.200	3.0489	ppb	0.3995	10.2	10.5444

E10172012.wvq. All Data Report 10/22/2012, 11:23:18 AM

680-83747-a-9-a (Samp) 10/18/2012, 12:01:42 AM Rack 2, Tube 45

Weight: 1 Volume: 1 Dilution: 1

Label	Replicates Concentration		
Ag 328.068	-0.5246u	-0.0236u	-0.0634u
Al 308.215	8.5959	10.8369	8.7395
As 188.980	0.3863	4.7316	0.7960
B 249.678	172.718	180.859	177.048
Ba 389.178	138.784	144.056	142.619
Be 313.042	-0.0857u	-0.0830u	-0.1016u
Ca 370.602	77961	81035	79348
Cd 226.502	-0.3490u	-0.1905u	-0.2458u
Co 228.615	-0.3741u	-0.9156u	-0.4057u
Cr 267.716	-0.3799u	-0.3131u	-0.4090u
Cu 324.754	0.2707	0.8244	0.6758
Fe 271.441	8.8120	6.2973	6.0603
K 766.491	2225.89	2259.90	2224.26
Mg 279.078	32738.4	34006.1	33236.3
Mn 257.610	1.2774	1.3462	1.3126
Mo 202.032	1.6290	2.1202	1.4322
Na 330.237	18461.3	18827.4	18811.4
Ni 231.604	1.9355	1.7949	1.5859
Pb 220.353	-0.4563u	0.4629	1.5551
Sb 206.834	0.4916	1.1481	2.5095
Se 196.026	1.2129	2.5977	4.1661
Sn 189.925	0.3175	-2.6970u	-1.2189u
Sr 216.596	412.918	426.327	417.321
Ti 334.941	0.3040	0.2385	0.3449
Tl 190.794	-1.8994u	0.1535	0.2684
V 292.401	-0.0932u	0.0501u	-0.1071u
Zn 206.200	6.3675	6.0552	5.3138

Label	Sol'n Conc.	Units	SD	%RSD	Int. (c/s)
Ag 328.068	-0.2039	ppb	0.2785	136.6	-18.9564
Al 308.215	9.3908	ppb	1.2544	13.4	329.272
As 188.980	1.9713	ppb	2.3992	121.7	-0.7099
B 249.678	176.875	ppb	4.0732	2.3	2414.23
Ba 389.178	141.820	ppb	2.7257	1.9	2863.41
Be 313.042	-0.0901	ppb	0.0100	11.1	-205.245
Ca 370.602	79448	ppb	1539	1.9	323870
Cd 226.502	-0.2618	ppb	0.0804	30.7	0.0472
Co 228.615	-0.5652	ppb	0.3039	53.8	-1.8921
Cr 267.716	-0.3673	ppb	0.0492	13.4	22.1353
Cu 324.754	0.5903	ppb	0.2866	48.5	264.199
Fe 271.441	7.0565	ppb	1.5249	21.6	8.4345
K 766.491	2236.68	ppb	20.1227	0.9	76716.1
Mg 279.078	33327.0	ppb	638.695	1.9	79788.0
Mn 257.610	1.3121	ppb	0.0344	2.6	182.297
Mo 202.032	1.7272	ppb	0.3543	20.5	18.7305
Na 330.237	18700.0	ppb	206.938	1.1	972.249
Ni 231.604	1.7721	ppb	0.1759	9.9	12.5819
Pb 220.353	0.5206	ppb	1.0069	193.4	0.1290
Sb 206.834	1.3831	ppb	1.0293	74.4	2.3011
Se 196.026	2.6589	ppb	1.4776	55.6	3.2409
Sn 189.925	-1.1994	ppb	1.5073	125.7	-3.4214
Sr 216.596	418.856	ppb	6.8347	1.6	5836.60
Ti 334.941	0.2958	ppb	0.0537	18.1	4.8126
Tl 190.794	-0.4925	ppb	1.2198	247.7	-5.0663
V 292.401	-0.0500	ppb	0.0870	173.9	-14.6634
Zn 206.200	5.9122	ppb	0.5412	9.2	14.0018

E10172012.wvq. All Data Report 10/22/2012, 11:23:18 AM

680-83747-a-10-a (Samp) 10/18/2012, 12:07:30 AM Rack 2, Tube 46
 Weight: 1 Volume: 1 Dilution: 1

Label	Replicates Concentration		
Ag 328.068	0.1352	-0.3197u	0.1254
Al 308.215	22.7048	20.8979	22.2799
As 188.980	0.3082	0.0487	0.2124
B 249.678	91.4349	89.1265	89.6368
Ba 389.178	26.1438	26.0442	26.2069
Be 313.042	-0.0920u	-0.0740u	-0.0721u
Ca 370.602	25649	25457	25329
Cd 226.502	-0.1416u	-0.0461	-0.1669u
Co 228.615	-0.6514u	-0.4008u	-0.2952u
Cr 267.716	0.5272	0.5194	0.4873
Cu 324.754	0.2660	0.6214	0.1557
Fe 271.441	13.6573	13.6767	13.3843
K 766.491	176.139	175.152	174.032
Mg 279.078	16406.1	16260.6	16142.8
Mn 257.610	0.2104	0.3472	0.3265
Mo 202.032	-0.2326u	0.0122	-0.0841u
Na 330.237	12611.9	12262.7	12343.3
Ni 231.604	0.7682	1.3122	2.2160
Pb 220.353	0.3628	1.3798	0.1724
Sb 206.834	0.8974	0.5027	0.2818
Se 196.026	1.8975	-2.4082u	-0.1931u
Sn 189.925	-2.1915u	-0.1056u	-0.3149u
Sr 216.596	42.2066	41.6756	42.1484
Ti 334.941	0.4064	0.4665	0.3804
Tl 190.794	-0.4723u	-2.8902u	-0.3987u
V 292.401	0.0361u	-0.0103u	0.0687u
Zn 206.200	4.3720	4.3750	3.3081

Label	Sol'n Conc.	Units	SD	%RSD	Int. (c/s)
Ag 328.068	-0.0197	ppb	0.2599	1319.6	-3.3366
Al 308.215	21.9609	ppb	0.9448	4.3	409.634
As 188.980	0.1898	ppb	0.1313	69.2	-2.1627
B 249.678	90.0661	ppb	1.2126	1.3	1250.68
Ba 389.178	26.1317	ppb	0.0821	0.3	542.205
Be 313.042	-0.0794	ppb	0.0110	13.9	-203.778
Ca 370.602	25478	ppb	160.7	0.6	103883
Cd 226.502	-0.1182	ppb	0.0637	53.9	1.0269
Co 228.615	-0.4491	ppb	0.1829	40.7	-0.3253
Cr 267.716	0.5113	ppb	0.0212	4.1	63.7621
Cu 324.754	0.3477	ppb	0.2434	70.0	248.859
Fe 271.441	13.5728	ppb	0.1635	1.2	17.2658
K 766.491	175.108	ppb	1.0545	0.6	6330.25
Mg 279.078	16269.8	ppb	131.852	0.8	38954.4
Mn 257.610	0.2947	ppb	0.0737	25.0	84.8277
Mo 202.032	-0.1015	ppb	0.1233	121.6	3.8526
Na 330.237	12406.0	ppb	182.852	1.5	644.540
Ni 231.604	1.4321	ppb	0.7313	51.1	10.6713
Pb 220.353	0.6383	ppb	0.6492	101.7	0.3341
Sb 206.834	0.5606	ppb	0.3118	55.6	1.1208
Se 196.026	-0.2346	ppb	2.1531	917.6	1.9482
Sn 189.925	-0.8707	ppb	1.1487	131.9	-3.1317
Sr 216.596	42.0102	ppb	0.2912	0.7	590.776
Ti 334.941	0.4178	ppb	0.0441	10.6	16.6850
Tl 190.794	-1.2537	ppb	1.4177	113.1	-6.2256
V 292.401	0.0315	ppb	0.0397	126.0	-4.8523
Zn 206.200	4.0184	ppb	0.6151	15.3	10.8059

E10172012.wvq. All Data Report 10/22/2012, 11:23:18 AM

680-83747-a-10-aSD^5 (Samp) 10/18/2012, 12:13:17 AM Rack 2, Tube 47

Weight: 1

Volume: 1

Dilution: 1

Label	Replicates Concentration		
Ag 328.068	-0.0617u	0.0980	-0.1867u
Al 308.215	9.4878	8.7963	10.0365
As 188.980	0.4034	4.1836	3.2175
B 249.678	18.5060	18.6838	18.5756
Ba 389.178	5.2617	4.7231	4.6920
Be 313.042	-0.0776u	-0.0721u	-0.0942u
Ca 370.602	5227	5158	5135
Cd 226.502	0.0296	-0.1007u	-0.0547u
Co 228.615	-0.3578u	-0.5463u	-0.2408u
Cr 267.716	-0.1714u	-0.1005u	-0.2311u
Cu 324.754	0.1967	-0.4206u	0.1219
Fe 271.441	7.0448	6.1533	10.4199
K 766.491	32.7306	33.2783	33.2080
Mg 279.078	3317.77	3262.55	3254.06
Mn 257.610	-0.1062u	-0.1896u	-0.1575u
Mo 202.032	-0.3517u	-0.0002u	0.2998
Na 330.237	2554.44	2428.49	2339.00
Ni 231.604	0.4926	0.5319	0.2412
Pb 220.353	2.1704	1.5882	1.4086
Sb 206.834	0.9989	-1.9870u	-0.0864u
Se 196.026	-0.4783u	5.5152	-9.4087u
Sn 189.925	2.6634	-1.9326u	0.3615
Sr 216.596	8.6581	8.0579	8.2002
Ti 334.941	0.0771	0.0985	0.0532
Tl 190.794	1.6866	0.6237	0.8290
V 292.401	-0.1287u	-0.0304u	-0.1079u
Zn 206.200	1.2467	1.1186	1.0431

Label	Sol'n Conc.	Units	SD	%RSD	Int. (c/s)
Ag 328.068	-0.0501	ppb	0.1427	284.8	-4.7225
Al 308.215	9.4402	ppb	0.6215	6.6	329.568
As 188.980	2.6015	ppb	1.9639	75.5	-0.1986
B 249.678	18.5885	ppb	0.0896	0.5	292.625
Ba 389.178	4.8923	ppb	0.3203	6.5	105.369
Be 313.042	-0.0813	ppb	0.0115	14.2	-211.363
Ca 370.602	5173	ppb	47.85	0.9	21122
Cd 226.502	-0.0419	ppb	0.0661	157.7	2.4133
Co 228.615	-0.3816	ppb	0.1541	40.4	0.5413
Cr 267.716	-0.1677	ppb	0.0654	39.0	31.3408
Cu 324.754	-0.0340	ppb	0.3369	992.0	224.786
Fe 271.441	7.8727	ppb	2.2506	28.6	7.9359
K 766.491	33.0723	ppb	0.2980	0.9	1480.92
Mg 279.078	3278.13	ppb	34.5926	1.1	7853.20
Mn 257.610	-0.1511	ppb	0.0421	27.8	34.4841
Mo 202.032	-0.0174	ppb	0.3261	1874.7	4.5367
Na 330.237	2440.64	ppb	108.235	4.4	124.984
Ni 231.604	0.4219	ppb	0.1577	37.4	6.5875
Pb 220.353	1.7224	ppb	0.3982	23.1	2.2005
Sb 206.834	-0.3581	ppb	1.5114	422.0	-0.2326
Se 196.026	-1.4573	ppb	7.5100	515.3	1.4020
Sn 189.925	0.3641	ppb	2.2980	631.2	-1.9439
Sr 216.596	8.3054	ppb	0.3136	3.8	120.215
Ti 334.941	0.0763	ppb	0.0226	29.7	-16.7854
Tl 190.794	1.0464	ppb	0.5638	53.9	-2.7150
V 292.401	-0.0890	ppb	0.0518	58.2	-5.1221
Zn 206.200	1.1361	ppb	0.1029	9.1	6.3095

E10172012.wvq. All Data Report 10/22/2012, 11:23:18 AM

680-83747-a-10-aPDS (Samp) 10/18/2012, 12:19:05 AM Rack 2, Tube 48**Weight: 1****Volume: 1****Dilution: 1**

Label	Replicates Concentration		
Ag 328.068	50.9419	50.8367	50.7448
Al 308.215	2037.31	2039.03	2036.85
As 188.980	2001.62	2002.67	2001.00
B 249.678	1100.24	1103.24	1109.72
Ba 389.178	2101.25	2095.62	2095.31
Be 313.042	52.4176	52.3149	52.2692
Ca 370.602	29837	29780	29762
Cd 226.502	51.6172	51.2457	51.1785
Co 228.615	526.318	522.259	523.112
Cr 267.716	204.919	203.947	203.795
Cu 324.754	270.423	266.805	267.795
Fe 271.441	1066.61	1060.12	1060.28
K 766.491	5411.76	5422.98	5427.35
Mg 279.078	21104.3	21025.2	21007.5
Mn 257.610	524.485	520.366	518.677
Mo 202.032	511.052	509.568	509.637
Na 330.237	17443.7	17531.1	17530.4
Ni 231.604	516.049	517.562	515.069
Pb 220.353	512.574	506.847	511.740
Sb 206.834	505.765	507.418	505.296
Se 196.026	2039.67	2021.03	2027.17
Sn 189.925	1033.12	1025.82	1026.90
Sr 216.596	563.836	556.086	552.539
Ti 334.941	1023.39	1013.58	1017.21
Tl 190.794	2131.18	2120.20	2119.65
V 292.401	514.286	513.002	512.741
Zn 206.200	511.998	505.434	509.374

Label	Sol'n Conc.	Units	SD	%RSD	Int. (c/s)
Ag 328.068	50.8412	ppb	0.0986	0.2	3198.71
Al 308.215	2037.73	ppb	1.1518	0.1	13356.6
As 188.980	2001.76	ppb	0.8445	0.0	1622.54
B 249.678	1104.40	ppb	4.8460	0.4	14845.7
Ba 389.178	2097.39	ppb	3.3456	0.2	41879.6
Be 313.042	52.3339	ppb	0.0760	0.1	76803.4
Ca 370.602	29793	ppb	38.99	0.1	121117
Cd 226.502	51.3471	ppb	0.2363	0.5	2566.81
Co 228.615	523.896	ppb	2.1403	0.4	6810.25
Cr 267.716	204.220	ppb	0.6094	0.3	9736.08
Cu 324.754	268.341	ppb	1.8700	0.7	17170.2
Fe 271.441	1062.34	ppb	3.7039	0.3	1706.57
K 766.491	5420.70	ppb	8.0405	0.1	185424
Mg 279.078	21045.7	ppb	51.5185	0.2	50380.9
Mn 257.610	521.176	ppb	2.9880	0.6	37803.5
Mo 202.032	510.086	ppb	0.8374	0.2	4154.20
Na 330.237	17501.8	ppb	50.2661	0.3	901.802
Ni 231.604	516.227	ppb	1.2561	0.2	1814.56
Pb 220.353	510.387	ppb	3.0937	0.6	876.189
Sb 206.834	506.160	ppb	1.1149	0.2	738.913
Se 196.026	2029.29	ppb	9.4971	0.5	908.672
Sn 189.925	1028.61	ppb	3.9397	0.4	999.286
Sr 216.596	557.487	ppb	5.7773	1.0	7723.67
Ti 334.941	1018.06	ppb	4.9575	0.5	99863.3
Tl 190.794	2123.67	ppb	6.5071	0.3	3240.31
V 292.401	513.343	ppb	0.8269	0.2	13073.4
Zn 206.200	508.935	ppb	3.3039	0.6	735.559

E10172012.wvq. All Data Report 10/22/2012, 11:23:18 AM

680-83747-a-10-b ms (Samp) 10/18/2012, 12:36:26 AM Rack 2, Tube 51

Weight: 1

Volume: 1

Dilution: 1

Label	Replicates Concentration		
Ag 328.068	49.1294	49.0219	49.7727
Al 308.215	5025.07	5024.40	5008.66
As 188.980	103.490	99.1193	99.4282
B 249.678	293.180	294.081	295.955
Ba 389.178	122.932	124.020	124.654
Be 313.042	51.8936	51.9908	52.1145
Ca 370.602	29883	29898	29920
Cd 226.502	50.7869	50.5515	50.6384
Co 228.615	50.5706	49.8751	49.5134
Cr 267.716	100.864	101.305	101.452
Cu 324.754	105.271	105.291	104.805
Fe 271.441	5079.76	5088.44	5076.05
K 766.491	5313.13	5311.89	5305.56
Mg 279.078	20979.7	21024.5	21102.0
Mn 257.610	514.190	516.963	523.770
Mo 202.032	100.274	100.003	100.974
Na 330.237	17202.6	16837.7	16860.4
Ni 231.604	102.923	102.074	102.268
Pb 220.353	51.5935	54.2270	52.5386
Sb 206.834	49.4713	49.0175	48.5774
Se 196.026	96.8410	108.874	104.809
Sn 189.925	101.657	104.054	98.7462
Sr 216.596	143.777	142.985	144.567
Ti 334.941	103.244	104.178	105.347
Tl 190.794	38.6968	41.6431	40.4144
V 292.401	100.902	101.437	101.378
Zn 206.200	104.728	103.750	102.999

Label	Sol'n Conc.	Units	SD	%RSD	Int. (c/s)
Ag 328.068	49.3080	ppb	0.4060	0.8	3104.39
Al 308.215	5019.38	ppb	9.2899	0.2	32378.3
As 188.980	100.679	ppb	2.4392	2.4	78.7697
B 249.678	294.405	ppb	1.4156	0.5	3986.31
Ba 389.178	123.869	ppb	0.8709	0.7	2499.41
Be 313.042	51.9996	ppb	0.1107	0.2	76279.4
Ca 370.602	29900	ppb	18.87	0.1	119753
Cd 226.502	50.6589	ppb	0.1191	0.2	2547.48
Co 228.615	49.9863	ppb	0.5373	1.1	653.491
Cr 267.716	101.207	ppb	0.3062	0.3	4847.36
Cu 324.754	105.122	ppb	0.2748	0.3	6858.87
Fe 271.441	5081.42	ppb	6.3609	0.1	7894.46
K 766.491	5310.19	ppb	4.0623	0.1	181651
Mg 279.078	21035.4	ppb	61.8515	0.3	50356.1
Mn 257.610	518.308	ppb	4.9292	1.0	37598.2
Mo 202.032	100.417	ppb	0.5008	0.5	821.439
Na 330.237	16966.9	ppb	204.439	1.2	880.001
Ni 231.604	102.421	ppb	0.4448	0.4	364.625
Pb 220.353	52.7864	ppb	1.3341	2.5	89.8891
Sb 206.834	49.0221	ppb	0.4469	0.9	71.8547
Se 196.026	103.508	ppb	6.1209	5.9	48.3145
Sn 189.925	101.486	ppb	2.6582	2.6	96.5371
Sr 216.596	143.776	ppb	0.7912	0.6	2011.47
Ti 334.941	104.256	ppb	1.0537	1.0	10206.2
Tl 190.794	40.2514	ppb	1.4799	3.7	57.2591
V 292.401	101.239	ppb	0.2935	0.3	2571.38
Zn 206.200	103.825	ppb	0.8672	0.8	157.837

E10172012.wvq. All Data Report 10/22/2012, 11:23:18 AM

680-83747-a-10-c msd (Samp) 10/18/2012, 12:42:12 AM Rack 2, Tube 52**Weight: 1****Volume: 1****Dilution: 1**

Label	Replicates Concentration		
Ag 328.068	50.1159	50.2537	49.1729
Al 308.215	5159.20	5096.59	5026.04
As 188.980	100.486	100.655	93.0359
B 249.678	296.051	297.201	295.785
Ba 389.178	127.076	126.347	124.203
Be 313.042	53.1633	52.7916	52.0958
Ca 370.602	30745	30513	30178
Cd 226.502	51.7484	51.3863	50.9309
Co 228.615	51.4242	50.3677	50.8358
Cr 267.716	103.315	102.808	101.746
Cu 324.754	107.693	106.778	104.868
Fe 271.441	5226.42	5167.19	5090.95
K 766.491	5392.67	5393.41	5337.89
Mg 279.078	21584.3	21499.6	21295.9
Mn 257.610	522.991	528.633	525.184
Mo 202.032	103.297	103.271	101.060
Na 330.237	17444.1	17149.9	16738.2
Ni 231.604	104.529	103.546	102.817
Pb 220.353	52.7363	52.4218	53.0424
Sb 206.834	49.1652	51.4236	48.1861
Se 196.026	101.197	102.246	99.5306
Sn 189.925	106.247	107.167	104.428
Sr 216.596	147.081	145.862	145.454
Ti 334.941	105.471	107.121	107.005
Tl 190.794	40.9986	38.1029	40.8495
V 292.401	103.605	103.020	101.611
Zn 206.200	103.784	104.191	104.161

Label	Sol'n Conc.	Units	SD	%RSD	Int. (c/s)
Ag 328.068	49.8475	ppb	0.5883	1.2	3138.36
Al 308.215	5093.95	ppb	66.6183	1.3	32855.3
As 188.980	98.0591	ppb	4.3510	4.4	76.6306
B 249.678	296.346	ppb	0.7526	0.3	4012.26
Ba 389.178	125.875	ppb	1.4934	1.2	2539.90
Be 313.042	52.6835	ppb	0.5419	1.0	77283.9
Ca 370.602	30479	ppb	284.9	0.9	122071
Cd 226.502	51.3552	ppb	0.4096	0.8	2582.55
Co 228.615	50.8759	ppb	0.5294	1.0	665.011
Cr 267.716	102.623	ppb	0.8006	0.8	4914.64
Cu 324.754	106.446	ppb	1.4414	1.4	6942.41
Fe 271.441	5161.52	ppb	67.9143	1.3	8018.99
K 766.491	5374.65	ppb	31.8449	0.6	183852
Mg 279.078	21459.9	ppb	148.240	0.7	51372.2
Mn 257.610	525.603	ppb	2.8441	0.5	38127.0
Mo 202.032	102.543	ppb	1.2839	1.3	838.731
Na 330.237	17110.7	ppb	354.583	2.1	887.454
Ni 231.604	103.631	ppb	0.8593	0.8	368.877
Pb 220.353	52.7335	ppb	0.3103	0.6	89.7943
Sb 206.834	49.5917	ppb	1.6603	3.3	72.6796
Se 196.026	100.991	ppb	1.3692	1.4	47.1904
Sn 189.925	105.947	ppb	1.3937	1.3	100.882
Sr 216.596	146.133	ppb	0.8464	0.6	2044.43
Ti 334.941	106.532	ppb	0.9211	0.9	10429.5
Tl 190.794	39.9837	ppb	1.6305	4.1	56.8443
V 292.401	102.745	ppb	1.0251	1.0	2609.61
Zn 206.200	104.045	ppb	0.2271	0.2	157.157

E10172012.wvq. All Data Report 10/22/2012, 11:23:18 AM

680-83747-a-11-a (Samp) 10/18/2012, 12:47:59 AM Rack 2, Tube 53

Weight: 1

Volume: 1

Dilution: 1

Label	Replicates Concentration		
Ag 328.068	-0.1831u	-0.2381u	0.0819
Al 308.215	8.9247	9.8792	7.3083
As 188.980	-0.2410u	3.0869	7.8743
B 249.678	22.2288	22.5735	22.4295
Ba 389.178	246.521	250.457	250.133
Be 313.042	-0.0802u	-0.0922u	-0.1074u
Ca 370.602	134544	137363	136997
Cd 226.502	-0.3099	-0.3801u	-0.3518
Co 228.615	0.4435	-0.0224u	0.1615
Cr 267.716	-0.3456u	-0.4875u	-0.1211u
Cu 324.754	0.5063	0.1670	0.7500
Fe 271.441	678.142	694.396	689.547
K 766.491	549.628	556.543	555.948
Mg 279.078	32995.9	33826.0	33721.2
Mn 257.610	1119.17	1160.58	1153.43
Mo 202.032	1.1158	1.8544	1.0980
Na 330.237	20113.9	20354.6	20163.7
Ni 231.604	3.1643	2.6456	2.3337
Pb 220.353	0.6750	1.1927	0.8669
Sb 206.834	-4.7149u	1.7195	-0.4126u
Se 196.026	-2.1479u	-1.0311u	2.0693
Sn 189.925	2.3535	0.3788	-1.4853u
Sr 216.596	181.423	185.639	183.702
Ti 334.941	0.3392	0.3338	0.4770
Tl 190.794	0.4686	-0.8763	1.0429
V 292.401	0.4487u	0.0871u	0.0227u
Zn 206.200	2.9528	2.0284	2.0724

Label	Sol'n Conc.	Units	SD	%RSD	Int. (c/s)
Ag 328.068	-0.1131	ppb	0.1711	151.3	-11.1939
Al 308.215	8.7041	ppb	1.2996	14.9	324.855
As 188.980	3.5734	ppb	4.0794	114.2	0.5916
B 249.678	22.4106	ppb	0.1731	0.8	343.418
Ba 389.178	249.037	ppb	2.1850	0.9	4994.08
Be 313.042	-0.0933	ppb	0.0137	14.6	-194.413
Ca 370.602	136301	ppb	1533	1.1	555360
Cd 226.502	-0.3473	ppb	0.0353	10.2	4.5197
Co 228.615	0.1942	ppb	0.2347	120.8	8.0092
Cr 267.716	-0.3181	ppb	0.1847	58.1	24.7247
Cu 324.754	0.4745	ppb	0.2928	61.7	256.885
Fe 271.441	687.362	ppb	8.3447	1.2	1066.39
K 766.491	554.040	ppb	3.8320	0.7	19267.7
Mg 279.078	33514.4	ppb	452.044	1.3	80222.0
Mn 257.610	1144.39	ppb	22.1360	1.9	82940.8
Mo 202.032	1.3561	ppb	0.4317	31.8	15.6737
Na 330.237	20210.8	ppb	127.043	0.6	1050.97
Ni 231.604	2.7145	ppb	0.4195	15.5	15.9153
Pb 220.353	0.9115	ppb	0.2617	28.7	1.0544
Sb 206.834	-1.1360	ppb	3.2776	288.5	-1.3794
Se 196.026	-0.3699	ppb	2.1850	590.7	1.8901
Sn 189.925	0.4157	ppb	1.9197	461.8	-1.8185
Sr 216.596	183.588	ppb	2.1105	1.1	2571.59
Ti 334.941	0.3833	ppb	0.0811	21.2	13.3864
Tl 190.794	0.2117	ppb	0.9850	465.3	-2.2532
V 292.401	0.1862	ppb	0.2296	123.3	-18.4573
Zn 206.200	2.3512	ppb	0.5215	22.2	8.8867

E10172012.wvq. All Data Report 10/22/2012, 11:23:18 AM

mb 680-253049/1-a (Samp) 10/18/2012, 12:53:47 AM Rack 2, Tube 54

Weight: 1

Volume: 1

Dilution: 1

Label	Replicates Concentration		
Ag 328.068	-0.1221u	-0.1167u	0.0019
Al 308.215	6.3377	4.2569	5.5552
As 188.980	0.4740	0.7645	1.1708
B 249.678	2.4013	2.5841	2.2299
Ba 389.178	-0.2458u	0.1238	0.0343
Be 313.042	-0.0828u	-0.0512u	-0.0783u
Ca 370.602	63.98	53.80	50.60
Cd 226.502	0.0510	-0.0309u	-0.0416u
Co 228.615	-0.4814u	-0.8651u	-0.3936u
Cr 267.716	-0.3966u	-0.2831u	-0.3641u
Cu 324.754	-0.0255u	0.2413	-0.1748u
Fe 271.441	2.5376	0.4591	-3.6818u
K 766.491	-0.4480u	-1.4338u	-1.1685u
Mg 279.078	24.6993	14.0756	18.2311
Mn 257.610	0.2593	0.3041	0.2825
Mo 202.032	-0.1173u	-0.0899u	-0.0308u
Na 330.237	21.4454	104.766	46.9184
Ni 231.604	-0.5777u	0.4276	-0.0886u
Pb 220.353	1.0535	-0.2208u	0.7720
Sb 206.834	-2.0601u	-0.1976u	0.1004
Se 196.026	-3.1838u	-7.0421u	2.7531
Sn 189.925	-0.1277u	1.2348	0.6580
Sr 216.596	0.1735	-0.1388u	0.3123
Ti 334.941	0.0177	-0.2191u	-0.0022u
Tl 190.794	-0.5299u	0.2652	-0.9665u
V 292.401	-0.2440u	-0.0246u	-0.0394u
Zn 206.200	2.1599	1.8817	0.8409

Label	Sol'n Conc.	Units	SD	%RSD	Int. (c/s)
Ag 328.068	-0.0789	ppb	0.0701	88.8	-6.4082
Al 308.215	5.3833	ppb	1.0510	19.5	303.628
As 188.980	0.8031	ppb	0.3500	43.6	-1.6585
B 249.678	2.4051	ppb	0.1771	7.4	75.7129
Ba 389.178	-0.0292	ppb	0.1928	659.5	3.9031
Be 313.042	-0.0708	ppb	0.0171	24.2	-197.115
Ca 370.602	56.13	ppb	6.986	12.4	267.0
Cd 226.502	-0.0072	ppb	0.0507	707.0	3.5206
Co 228.615	-0.5800	ppb	0.2508	43.2	-2.0375
Cr 267.716	-0.3479	ppb	0.0584	16.8	22.7386
Cu 324.754	0.0137	ppb	0.2108	1542.1	227.791
Fe 271.441	-0.2284	ppb	3.1662	1386.4	-4.7845
K 766.491	-1.0168	ppb	0.5101	50.2	317.058
Mg 279.078	19.0020	ppb	5.3537	28.2	51.0783
Mn 257.610	0.2820	ppb	0.0224	8.0	61.3031
Mo 202.032	-0.0793	ppb	0.0442	55.8	4.0328
Na 330.237	57.7099	ppb	42.6956	74.0	0.7471
Ni 231.604	-0.0796	ppb	0.5027	631.7	4.6933
Pb 220.353	0.5349	ppb	0.6694	125.1	0.1565
Sb 206.834	-0.7191	ppb	1.1709	162.8	-0.7651
Se 196.026	-2.4909	ppb	4.9342	198.1	0.9401
Sn 189.925	0.5884	ppb	0.6839	116.2	-1.7291
Sr 216.596	0.1157	ppb	0.2310	199.7	5.8623
Ti 334.941	-0.0678	ppb	0.1314	193.6	-30.9220
Tl 190.794	-0.4104	ppb	0.6244	152.2	-4.9376
V 292.401	-0.1027	ppb	0.1226	119.4	-4.7795
Zn 206.200	1.6275	ppb	0.6953	42.7	69.9273

E10172012.wvq. All Data Report 10/22/2012, 11:23:18 AM

ics 680-253049/2-a (Samp) 10/18/2012, 12:59:33 AM Rack 2, Tube 55

Weight: 1

Volume: 1

Dilution: 1

Label	Replicates Concentration		
Ag 328.068	50.0014	50.7621	50.2577
Al 308.215	5038.33	5038.17	5030.79
As 188.980	99.6897	100.482	102.709
B 249.678	201.935	204.666	203.398
Ba 389.178	99.6294	99.8153	101.375
Be 313.042	51.7861	51.4182	51.7405
Ca 370.602	5178	5199	5162
Cd 226.502	52.5620	52.9722	52.6285
Co 228.615	51.9238	52.2201	52.2163
Cr 267.716	102.917	103.502	102.828
Cu 324.754	106.387	105.354	105.999
Fe 271.441	5184.35	5167.94	5169.20
K 766.491	5184.00	5174.21	5164.33
Mg 279.078	5154.32	5174.71	5140.58
Mn 257.610	530.844	535.969	530.386
Mo 202.032	100.873	102.066	101.424
Na 330.237	4705.92	4790.00	4471.79
Ni 231.604	103.851	104.341	104.235
Pb 220.353	54.2225	53.6365	52.6647
Sb 206.834	52.1235	53.1732	49.8110
Se 196.026	107.011	91.1626	96.0960
Sn 189.925	104.487	105.620	104.205
Sr 216.596	105.964	106.915	106.886
Ti 334.941	106.893	108.516	106.687
Tl 190.794	40.4732	43.1652	41.2642
V 292.401	103.280	102.808	102.616
Zn 206.200	105.390	105.007	106.320

Label	Sol'n Conc.	Units	SD	%RSD	Int. (c/s)
Ag 328.068	50.3404	ppb	0.3871	0.8	3170.07
Al 308.215	5035.77	ppb	4.3088	0.1	32483.2
As 188.980	100.960	ppb	1.5656	1.6	78.9849
B 249.678	203.333	ppb	1.3665	0.7	2765.55
Ba 389.178	100.273	ppb	0.9586	1.0	2012.72
Be 313.042	51.6483	ppb	0.2005	0.4	75757.8
Ca 370.602	5180	ppb	18.13	0.4	18947
Cd 226.502	52.7209	ppb	0.2201	0.4	2647.56
Co 228.615	52.1201	ppb	0.1700	0.3	681.187
Cr 267.716	103.082	ppb	0.3660	0.4	4936.23
Cu 324.754	105.913	ppb	0.5220	0.5	6908.78
Fe 271.441	5173.83	ppb	9.1321	0.2	8037.63
K 766.491	5174.18	ppb	9.8343	0.2	177007
Mg 279.078	5156.54	ppb	17.1735	0.3	12343.0
Mn 257.610	532.400	ppb	3.0998	0.6	38596.5
Mo 202.032	101.454	ppb	0.5967	0.6	829.874
Na 330.237	4655.90	ppb	164.897	3.5	238.065
Ni 231.604	104.142	ppb	0.2573	0.2	369.982
Pb 220.353	53.5079	ppb	0.7869	1.5	91.1310
Sb 206.834	51.7026	ppb	1.7202	3.3	75.7935
Se 196.026	98.0899	ppb	8.1102	8.3	45.8943
Sn 189.925	104.771	ppb	0.7491	0.7	99.7178
Sr 216.596	106.588	ppb	0.5408	0.5	1492.14
Ti 334.941	107.365	ppb	1.0019	0.9	10511.3
Tl 190.794	41.6342	ppb	1.3836	3.3	59.3752
V 292.401	102.901	ppb	0.3417	0.3	2617.20
Zn 206.200	105.573	ppb	0.6753	0.6	157.902

E10172012.wvq. All Data Report 10/22/2012, 11:23:18 AM

680-83679-g-1-d (Samp) 10/18/2012, 1:05:21 AM Rack 2, Tube 56

Weight: 1

Volume: 1

Dilution: 1

Label	Replicates Concentration		
Ag 328.068	0.1372u	-0.2182u	-0.3322u
Al 308.215	15.9455	15.4283	15.5283
As 188.980	-0.8594u	3.8570	4.4079
B 249.678	21.2785	20.8699	20.4927
Ba 389.178	26.0812	25.8911	25.5709
Be 313.042	-0.0617u	-0.0747u	-0.0617u
Ca 370.602	12370	12230	12226
Cd 226.502	-0.1059u	-0.0922u	-0.1111u
Co 228.615	-0.6552u	-0.2663u	-0.4304u
Cr 267.716	-0.2342u	-0.3546u	-0.2918u
Cu 324.754	-0.0747u	-0.0959u	0.2151
Fe 271.441	20.9215	11.4882	18.0941
K 766.491	835.305	826.547	829.017
Mg 279.078	2317.28	2289.27	2288.79
Mn 257.610	73.4461	72.7521	71.9461
Mo 202.032	2.3019	2.1085	1.9681
Na 330.237	17745.0	17955.7	17602.9
Ni 231.604	1.3156	-0.0035	0.1359
Pb 220.353	1.6846	1.7647	1.3504
Sb 206.834	2.4534	-1.6455u	2.5562
Se 196.026	-5.8256u	-5.7463u	-6.4855u
Sn 189.925	-1.3030u	0.3812	2.6766
Sr 216.596	928.003	929.586	921.576
Ti 334.941	0.1208	0.1650	0.1169
Tl 190.794	1.9858	1.0952	1.7198
V 292.401	-0.1272u	-0.1952u	-0.1301u
Zn 206.200	15.3148	14.8994	14.4588

Label	Sol'n Conc.	Units	SD	%RSD	Int. (c/s)
Ag 328.068	-0.1378	ppb	0.2448	177.7	-19.3271
Al 308.215	15.6340	ppb	0.2743	1.8	369.228
As 188.980	2.4685	ppb	2.8952	117.3	-0.3066
B 249.678	20.8804	ppb	0.3930	1.9	323.339
Ba 389.178	25.8477	ppb	0.2579	1.0	521.173
Be 313.042	-0.0660	ppb	0.0075	11.3	-188.405
Ca 370.602	12275	ppb	82.37	0.7	50069
Cd 226.502	-0.1030	ppb	0.0098	9.5	0.0692
Co 228.615	-0.4506	ppb	0.1953	43.3	-0.4220
Cr 267.716	-0.2935	ppb	0.0602	20.5	25.6298
Cu 324.754	0.0148	ppb	0.1737	1170.7	227.915
Fe 271.441	16.8346	ppb	4.8411	28.8	22.0223
K 766.491	830.290	ppb	4.5156	0.5	28699.3
Mg 279.078	2298.45	ppb	16.3168	0.7	5506.97
Mn 257.610	72.7147	ppb	0.7507	1.0	5308.54
Mo 202.032	2.1261	ppb	0.1676	7.9	21.9758
Na 330.237	17767.8	ppb	177.524	1.0	925.089
Ni 231.604	0.4827	ppb	0.7247	150.1	6.7594
Pb 220.353	1.5999	ppb	0.2198	13.7	2.0007
Sb 206.834	1.1214	ppb	2.3967	213.7	1.9129
Se 196.026	-6.0191	ppb	0.4059	6.7	-0.6361
Sn 189.925	0.5849	ppb	1.9976	341.5	-1.7191
Sr 216.596	926.388	ppb	4.2420	0.5	12888.9
Ti 334.941	0.1342	ppb	0.0267	19.9	-11.5317
Tl 190.794	1.6003	ppb	0.4572	28.6	-1.7571
V 292.401	-0.1508	ppb	0.0385	25.5	-8.2572
Zn 206.200	14.8910	ppb	0.4281	2.9	26.0557

E10172012.wvq. All Data Report 10/22/2012, 11:23:18 AM

680-83679-g-1-dSD^5 (Samp) **10/18/2012, 1:11:08 AM** **Rack 2, Tube 57****Weight: 1****Volume: 1****Dilution: 1**

Label	Replicates Concentration		
Ag 328.068	-0.2084u	-0.4056u	0.0611
Al 308.215	7.0576	7.1677	5.9008
As 188.980	-0.0441u	-1.5870u	-3.0039u
B 249.678	4.6882	4.5976	4.1853
Ba 389.178	5.3567	4.4803	4.8336
Be 313.042	-0.0685u	-0.0697u	-0.0648u
Ca 370.602	2436	2426	2420
Cd 226.502	0.0310	-0.1724u	-0.0525u
Co 228.615	-0.0166u	-0.8223u	-0.3396u
Cr 267.716	-0.3233u	-0.4061u	-0.2420u
Cu 324.754	-0.2286u	-0.4468u	-0.2678u
Fe 271.441	0.3124	0.4460	2.1428
K 766.491	157.341	157.083	156.789
Mg 279.078	461.085	454.863	461.014
Mn 257.610	14.5125	14.3372	13.8921
Mo 202.032	0.4914	0.0969	0.8121
Na 330.237	3292.06	3473.70	3453.08
Ni 231.604	0.4001	-0.2120u	-0.2910u
Pb 220.353	1.6474	-1.5139u	-0.7321u
Sb 206.834	0.9279	0.9755	0.9936
Se 196.026	-6.0061u	-7.0425u	1.9935
Sn 189.925	-0.2387u	0.2266	0.6518
Sr 216.596	185.567	185.162	184.456
Ti 334.941	-0.0552u	-0.0276u	-0.0563u
Tl 190.794	0.8247	-1.5422u	1.9272
V 292.401	-0.1313u	-0.0972u	-0.2722u
Zn 206.200	3.8208	2.8868	3.1820

Label	Sol'n Conc.	Units	SD	%RSD	Int. (c/s)
Ag 328.068	-0.1843	ppb	0.2343	127.1	-14.8833
Al 308.215	6.7087	ppb	0.7018	10.5	312.106
As 188.980	-1.5450	ppb	1.4803	95.8	-3.5666
B 249.678	4.4904	ppb	0.2681	6.0	103.663
Ba 389.178	4.8902	ppb	0.4409	9.0	102.241
Be 313.042	-0.0677	ppb	0.0026	3.8	-192.193
Ca 370.602	2427	ppb	8.021	0.3	9932
Cd 226.502	-0.0646	ppb	0.1023	158.2	0.9055
Co 228.615	-0.3928	ppb	0.4055	103.2	0.3804
Cr 267.716	-0.3238	ppb	0.0820	25.3	23.9416
Cu 324.754	-0.3144	ppb	0.1163	37.0	207.111
Fe 271.441	0.9671	ppb	1.0204	105.5	-2.8513
K 766.491	157.071	ppb	0.2761	0.2	5714.45
Mg 279.078	458.987	ppb	3.5719	0.8	1104.19
Mn 257.610	14.2473	ppb	0.3199	2.2	1072.99
Mo 202.032	0.4668	ppb	0.3582	76.7	8.4763
Na 330.237	3406.28	ppb	99.4537	2.9	175.525
Ni 231.604	-0.0343	ppb	0.3782	1103.1	4.8708
Pb 220.353	-0.1995	ppb	1.6466	825.2	-1.1058
Sb 206.834	0.9656	ppb	0.0339	3.5	1.7054
Se 196.026	-3.6850	ppb	4.9450	134.2	0.4067
Sn 189.925	0.2132	ppb	0.4454	208.9	-2.0918
Sr 216.596	185.062	ppb	0.5622	0.3	2578.18
Ti 334.941	-0.0464	ppb	0.0162	35.0	-28.8949
Tl 190.794	0.4033	ppb	1.7727	439.6	-3.6729
V 292.401	-0.1669	ppb	0.0928	55.6	-6.8481
Zn 206.200	3.2965	ppb	0.4774	14.5	93384

E10172012.wvq. All Data Report 10/22/2012, 11:23:18 AM

680-83679-g-1-dPDS (Samp) **10/18/2012, 1:16:56 AM** **Rack 2, Tube 58****Weight: 1****Volume: 1****Dilution: 1**

Label	Replicates Concentration		
Ag 328.068	39.8689	39.9164	39.4413
Al 308.215	1579.12	1591.37	1574.39
As 188.980	1570.29	1576.58	1566.87
B 249.678	814.895	823.617	815.964
Ba 389.178	1651.06	1661.71	1644.78
Be 313.042	40.3955	40.6077	40.2157
Ca 370.602	15888	15963	15818
Cd 226.502	41.4795	41.6455	41.0214
Co 228.615	415.323	418.387	415.115
Cr 267.716	160.423	160.979	159.159
Cu 324.754	207.207	208.729	205.744
Fe 271.441	836.966	844.909	839.950
K 766.491	5003.36	5021.94	5005.06
Mg 279.078	6240.53	6283.90	6201.76
Mn 257.610	483.490	482.945	477.034
Mo 202.032	404.227	408.404	404.985
Na 330.237	21508.2	21370.3	21533.5
Ni 231.604	405.903	411.615	407.881
Pb 220.353	411.867	413.713	406.075
Sb 206.834	397.937	400.638	398.280
Se 196.026	1596.63	1605.25	1587.36
Sn 189.925	823.549	824.721	821.769
Sr 216.596	1313.72	1324.92	1322.25
Ti 334.941	819.497	818.096	806.822
Tl 190.794	1695.49	1714.35	1686.19
V 292.401	402.388	405.234	401.963
Zn 206.200	422.749	424.029	421.822

Label	Sol'n Conc.	Units	SD	%RSD	Int. (c/s)
Ag 328.068	39.7422	ppb	0.2616	0.7	2491.52
Al 308.215	1581.63	ppb	8.7628	0.6	10428.0
As 188.980	1571.25	ppb	4.9218	0.3	1273.08
B 249.678	818.159	ppb	4.7570	0.6	11009.2
Ba 389.178	1652.52	ppb	8.5569	0.5	32985.8
Be 313.042	40.4063	ppb	0.1962	0.5	59275.4
Ca 370.602	15890	ppb	72.23	0.5	64524
Cd 226.502	41.3822	ppb	0.3232	0.8	2068.23
Co 228.615	416.275	ppb	1.8323	0.4	5412.25
Cr 267.716	160.187	ppb	0.9326	0.6	7645.42
Cu 324.754	207.227	ppb	1.4927	0.7	13311.8
Fe 271.441	840.608	ppb	4.0120	0.5	1349.45
K 766.491	5010.12	ppb	10.2703	0.2	171406
Mg 279.078	6242.06	ppb	41.0890	0.7	14942.5
Mn 257.610	481.156	ppb	3.5807	0.7	34885.4
Mo 202.032	405.872	ppb	2.2254	0.5	3306.43
Na 330.237	21470.6	ppb	87.8557	0.4	1111.40
Ni 231.604	408.466	ppb	2.9007	0.7	1436.39
Pb 220.353	410.552	ppb	3.9855	1.0	704.683
Sb 206.834	398.952	ppb	1.4707	0.4	582.413
Se 196.026	1596.41	ppb	8.9450	0.6	715.278
Sn 189.925	823.346	ppb	1.4860	0.2	799.411
Sr 216.596	1320.30	ppb	5.8456	0.4	18338.6
Ti 334.941	814.805	ppb	6.9487	0.9	79920.2
Tl 190.794	1698.68	ppb	14.3508	0.8	2591.06
V 292.401	403.195	ppb	1.7786	0.4	10267.9
Zn 206.200	422.867	ppb	1.1985	0.3	611.687

E10172012.wvq. All Data Report 10/22/2012, 11:23:18 AM

680-83679-g-1-e ms (Samp) 10/18/2012, 1:22:43 AM Rack 2, Tube 59**Weight: 1****Volume: 1****Dilution: 1**

Label	Replicates Concentration		
Ag 328.068	49.5338	49.7590	49.4999
Al 308.215	5010.57	5032.19	5057.91
As 188.980	103.374	101.893	101.809
B 249.678	221.362	222.092	222.116
Ba 389.178	124.126	125.286	124.147
Be 313.042	51.1974	51.4550	51.5552
Ca 370.602	17169	17161	17244
Cd 226.502	51.6594	51.8554	52.0092
Co 228.615	50.9183	50.9352	51.7352
Cr 267.716	100.873	100.721	101.142
Cu 324.754	105.761	104.845	106.099
Fe 271.441	5126.51	5156.18	5171.85
K 766.491	6103.01	6059.94	6124.74
Mg 279.078	7336.79	7322.83	7342.43
Mn 257.610	591.162	585.869	586.489
Mo 202.032	102.884	104.318	103.348
Na 330.237	22109.0	22229.5	22334.7
Ni 231.604	102.482	102.823	103.598
Pb 220.353	51.1025	54.4232	51.0590
Sb 206.834	49.5400	52.4710	51.6414
Se 196.026	71.9269	77.1815	79.2274
Sn 189.925	103.118	104.527	103.166
Sr 216.596	1004.88	993.169	1015.51
Ti 334.941	104.561	104.040	103.651
Tl 190.794	39.8598	43.5683	40.4012
V 292.401	102.042	102.402	102.340
Zn 206.200	119.142	120.501	119.499

Label	Sol'n Conc.	Units	SD	%RSD	Int. (c/s)
Ag 328.068	49.5976	ppb	0.1409	0.3	3114.36
Al 308.215	5033.55	ppb	23.6967	0.5	32469.1
As 188.980	102.358	ppb	0.8802	0.9	80.1351
B 249.678	221.857	ppb	0.4285	0.2	3013.86
Ba 389.178	124.520	ppb	0.6638	0.5	2497.38
Be 313.042	51.4025	ppb	0.1846	0.4	75398.6
Ca 370.602	17191	ppb	45.59	0.3	67923
Cd 226.502	51.8413	ppb	0.1753	0.3	2604.91
Co 228.615	51.1962	ppb	0.4668	0.9	669.115
Cr 267.716	100.912	ppb	0.2133	0.2	4833.45
Cu 324.754	105.568	ppb	0.6492	0.6	6887.05
Fe 271.441	5151.52	ppb	23.0235	0.4	8003.15
K 766.491	6095.90	ppb	32.9784	0.5	208476
Mg 279.078	7334.01	ppb	10.0913	0.1	17554.9
Mn 257.610	587.840	ppb	2.8935	0.5	42613.3
Mo 202.032	103.517	ppb	0.7319	0.7	846.656
Na 330.237	22224.4	ppb	112.971	0.5	1155.03
Ni 231.604	102.968	ppb	0.5718	0.6	365.962
Pb 220.353	52.1949	ppb	1.9299	3.7	88.8829
Sb 206.834	51.2175	ppb	1.5108	2.9	75.0475
Se 196.026	76.1119	ppb	3.7659	4.9	36.0752
Sn 189.925	103.604	ppb	0.8000	0.8	98.5952
Sr 216.596	1004.52	ppb	11.1739	1.1	13981.0
Ti 334.941	104.084	ppb	0.4567	0.4	10188.9
Tl 190.794	41.2764	ppb	2.0032	4.9	58.9301
V 292.401	102.261	ppb	0.1928	0.2	2598.72
Zn 206.200	119.714	ppb	0.7049	0.6	176.303

E10172012.wvq. All Data Report 10/22/2012, 11:23:18 AM

680-83679-g-1-f msd (Samp) 10/18/2012, 1:28:31 AM Rack 2, Tube 60**Weight: 1****Volume: 1****Dilution: 1**

Label	Replicates Concentration		
Ag 328.068	50.9408	50.9777	50.5740
Al 308.215	5154.51	5136.30	5133.47
As 188.980	99.9103	105.077	104.385
B 249.678	223.517	223.524	222.783
Ba 389.178	126.890	126.357	126.445
Be 313.042	52.1161	51.8963	52.2822
Ca 370.602	17568	17524	17486
Cd 226.502	53.0317	52.9731	52.7404
Co 228.615	52.3717	52.9750	52.0680
Cr 267.716	104.006	103.712	103.177
Cu 324.754	107.583	106.975	107.851
Fe 271.441	5273.08	5251.33	5254.41
K 766.491	6233.13	6207.97	6204.83
Mg 279.078	7527.61	7488.75	7455.24
Mn 257.610	608.325	603.990	596.669
Mo 202.032	105.695	104.987	105.427
Na 330.237	22639.8	22729.8	22658.2
Ni 231.604	107.212	104.646	104.354
Pb 220.353	54.7794	52.8794	55.4254
Sb 206.834	52.8482	49.6057	51.7408
Se 196.026	83.3365	71.8903	78.0394
Sn 189.925	108.400	105.661	103.083
Sr 216.596	1018.89	1037.48	1028.20
Ti 334.941	107.649	106.982	105.319
Tl 190.794	42.3613	45.5351	41.1522
V 292.401	104.531	104.406	104.259
Zn 206.200	118.622	119.103	116.097

Label	Sol'n Conc.	Units	SD	%RSD	Int. (c/s)
Ag 328.068	50.8308	ppb	0.2232	0.4	3191.87
Al 308.215	5141.42	ppb	11.4152	0.2	33159.1
As 188.980	103.124	ppb	2.8046	2.7	80.7382
B 249.678	223.275	ppb	0.4258	0.2	3032.79
Ba 389.178	126.564	ppb	0.2858	0.2	2538.33
Be 313.042	52.0982	ppb	0.1935	0.4	76420.3
Ca 370.602	17526	ppb	41.18	0.2	69243
Cd 226.502	52.9151	ppb	0.1540	0.3	2658.76
Co 228.615	52.4716	ppb	0.4617	0.9	685.655
Cr 267.716	103.631	ppb	0.4203	0.4	4962.62
Cu 324.754	107.470	ppb	0.4487	0.4	7007.00
Fe 271.441	5259.61	ppb	11.7682	0.2	8171.19
K 766.491	6215.31	ppb	15.5136	0.2	212553
Mg 279.078	7490.54	ppb	36.2158	0.5	17929.5
Mn 257.610	602.995	ppb	5.8914	1.0	43710.8
Mo 202.032	105.370	ppb	0.3572	0.3	861.725
Na 330.237	22675.9	ppb	47.5412	0.2	1178.57
Ni 231.604	105.404	ppb	1.5727	1.5	374.502
Pb 220.353	54.3614	ppb	1.3234	2.4	92.6086
Sb 206.834	51.3982	ppb	1.6481	3.2	75.3103
Se 196.026	77.7554	ppb	5.7284	7.4	36.8098
Sn 189.925	105.715	ppb	2.6592	2.5	100.651
Sr 216.596	1028.19	ppb	9.2936	0.9	14310.3
Ti 334.941	106.650	ppb	1.2000	1.1	10440.7
Tl 190.794	43.0162	ppb	2.2636	5.3	61.5952
V 292.401	104.399	ppb	0.1363	0.1	2653.10
Zn 206.200	117.941	ppb	1.6146	1.4	173.743

E10172012.wvq. All Data Report 10/22/2012, 11:23:18 AM

680-83679-g-2-b (Samp) **10/18/2012, 1:45:54 AM** **Rack 3, Tube 3**
Weight: 1 **Volume: 1** **Dilution: 1**

Label	Replicates Concentration		
Ag 328.068	0.0051u	0.1037	-0.2325u
Al 308.215	58.3344	58.3214	57.9940
As 188.980	1.6639	-1.4296u	2.8857
B 249.678	23.4409	23.0332	22.8067
Ba 389.178	38.2821	38.0674	38.4891
Be 313.042	-0.0371u	-0.0389u	-0.0529u
Ca 370.602	13430	13472	13457
Cd 226.502	-0.0027	-0.0133	-0.1397u
Co 228.615	-0.2760u	-0.4988u	-0.2982u
Cr 267.716	-0.0581u	-0.1099u	0.0072
Cu 324.754	0.9783	0.9485	1.1183
Fe 271.441	301.089	301.571	293.738
K 766.491	1811.91	1815.45	1814.19
Mg 279.078	4544.30	4552.17	4560.67
Mn 257.610	144.506	144.042	143.028
Mo 202.032	1.0021	0.9272	1.3679
Na 330.237	15345.8	15812.9	15551.0
Ni 231.604	-0.1932u	0.2416	0.5008
Pb 220.353	-0.2150u	3.8525	2.5836
Sb 206.834	-1.6560u	0.2998	2.3708
Se 196.026	-5.4390u	-1.2887u	-1.6144u
Sn 189.925	-0.1915u	0.1707	2.1826
Sr 216.596	112.390	111.884	112.237
Ti 334.941	0.7385	0.8270	0.7213
Tl 190.794	2.1397	0.3420	2.9281
V 292.401	0.4867	0.2433	0.1216
Zn 206.200	2.7650	3.4400	2.8922

Label	Sol'n Conc.	Units	SD	%RSD	Int. (c/s)
Ag 328.068	-0.0412	ppb	0.1728	419.3	-5.2773
Al 308.215	58.2166	ppb	0.1928	0.3	641.545
As 188.980	1.0400	ppb	2.2243	213.9	-1.4685
B 249.678	23.0936	ppb	0.3214	1.4	352.826
Ba 389.178	38.2795	ppb	0.2108	0.6	771.907
Be 313.042	-0.0430	ppb	0.0086	20.1	-154.019
Ca 370.602	13453	ppb	21.20	0.2	54751
Cd 226.502	-0.0519	ppb	0.0762	146.9	3.8160
Co 228.615	-0.3577	ppb	0.1227	34.3	0.8447
Cr 267.716	-0.0536	ppb	0.0587	109.4	37.0754
Cu 324.754	1.0151	ppb	0.0907	8.9	290.975
Fe 271.441	298.799	ppb	4.3901	1.5	459.957
K 766.491	1813.85	ppb	1.7987	0.1	62279.7
Mg 279.078	4552.38	ppb	8.1858	0.2	10901.8
Mn 257.610	143.859	ppb	0.7561	0.5	10462.6
Mo 202.032	1.0990	ppb	0.2358	21.5	13.6049
Na 330.237	15569.9	ppb	234.125	1.5	810.236
Ni 231.604	0.1831	ppb	0.3507	191.6	5.8191
Pb 220.353	2.0737	ppb	2.0811	100.4	2.8389
Sb 206.834	0.3382	ppb	2.0137	595.4	0.7811
Se 196.026	-2.7807	ppb	2.3079	83.0	0.8117
Sn 189.925	0.7206	ppb	1.2790	177.5	-1.5872
Sr 216.596	112.171	ppb	0.2594	0.2	1566.19
Ti 334.941	0.7623	ppb	0.0567	7.4	50.2051
Tl 190.794	1.8033	ppb	1.3255	73.5	-1.3812
V 292.401	0.2839	ppb	0.1859	65.5	2.8466
Zn 206.200	3.0324	ppb	0.3587	11.8	9.0707

E10172012.wvq. All Data Report 10/22/2012, 11:23:18 AM

680-83679-g-3-b (Samp) 10/18/2012, 1:51:41 AM Rack 3, Tube 4

Weight: 1

Volume: 1

Dilution: 1

Label	Replicates Concentration		
Ag 328.068	0.0731	-0.2478u	-0.2410u
Al 308.215	35.6477	35.1025	33.8814
As 188.980	-0.5930u	-1.2043u	2.1261
B 249.678	19.7607	19.3503	19.6576
Ba 389.178	37.3329	37.1321	37.5540
Be 313.042	-0.0582u	-0.0683u	-0.0661u
Ca 370.602	13257	13241	13275
Cd 226.502	-0.1000u	-0.0398	-0.1683u
Co 228.615	-0.3109u	-0.8851u	-0.3856u
Cr 267.716	-0.2063u	-0.1874u	-0.3264u
Cu 324.754	0.3874	0.6402	0.3563
Fe 271.441	298.105	294.602	295.520
K 766.491	1792.15	1787.98	1792.04
Mg 279.078	4492.49	4490.69	4510.35
Mn 257.610	140.941	139.791	142.921
Mo 202.032	1.1155	0.9120	0.9051
Na 330.237	15687.4	15721.9	15903.9
Ni 231.604	0.6611	1.1146	0.1993
Pb 220.353	-0.0414u	3.8211	-0.7543u
Sb 206.834	0.2048	-1.2304u	0.1264
Se 196.026	0.8533	-1.9808u	-3.1550u
Sn 189.925	-1.5666u	0.5918	1.0478
Sr 216.596	110.308	109.136	109.183
Ti 334.941	0.6072	0.2714	0.5511
Tl 190.794	-0.3687u	0.5121	1.8528
V 292.401	0.1432	0.2528	0.1666
Zn 206.200	2.6009	3.6917	4.2603

Label	Sol'n Conc.	Units	SD	%RSD	Int. (c/s)
Ag 328.068	-0.1386	ppb	0.1833	132.3	-11.3851
Al 308.215	34.8772	ppb	0.9044	2.6	492.281
As 188.980	0.1096	ppb	1.7729	1617.5	-2.2231
B 249.678	19.5895	ppb	0.2135	1.1	305.861
Ba 389.178	37.3397	ppb	0.2110	0.6	753.109
Be 313.042	-0.0642	ppb	0.0053	8.3	-185.256
Ca 370.602	13258	ppb	17.17	0.1	53957
Cd 226.502	-0.1027	ppb	0.0643	62.6	1.2485
Co 228.615	-0.5272	ppb	0.3122	59.2	-1.3554
Cr 267.716	-0.2401	ppb	0.0754	31.4	28.2234
Cu 324.754	0.4613	ppb	0.1557	33.8	256.047
Fe 271.441	296.075	ppb	1.8165	0.6	455.700
K 766.491	1790.72	ppb	2.3768	0.1	61490.2
Mg 279.078	4497.84	ppb	10.8689	0.2	10771.3
Mn 257.610	141.218	ppb	1.5835	1.1	10271.3
Mo 202.032	0.9775	ppb	0.1196	12.2	12.6156
Na 330.237	15771.1	ppb	116.335	0.7	820.739
Ni 231.604	0.6583	ppb	0.4577	69.5	7.4793
Pb 220.353	1.0085	ppb	2.4618	244.1	1.0062
Sb 206.834	-0.2997	ppb	0.8069	269.2	-0.1550
Se 196.026	-1.4275	ppb	2.0607	144.4	1.4163
Sn 189.925	0.0243	ppb	1.3965	5744.2	-2.2652
Sr 216.596	109.542	ppb	0.6638	0.6	1529.59
Ti 334.941	0.4766	ppb	0.1799	37.7	22.1662
Tl 190.794	0.6654	ppb	1.1186	168.1	-3.1227
V 292.401	0.1876	ppb	0.0577	30.8	0.4404
Zn 206.200	3.5177	ppb	0.8433	24.0	9.7677

E10172012.wvq. All Data Report 10/22/2012, 11:23:18 AM

680-83679-g-4-b (Samp) 10/18/2012, 1:57:29 AM Rack 3, Tube 5

Weight: 1 Volume: 1 Dilution: 1

Label	Replicates Concentration		
Ag 328.068	-0.1946u	-0.3140u	0.0725
Al 308.215	8.7565	11.3175	7.9404
As 188.980	0.0707	1.1830	1.4948
B 249.678	2.0224	2.3163	2.4258
Ba 389.178	-0.1989u	0.0588	0.0605
Be 313.042	-0.0703u	-0.0780u	-0.0663u
Ca 370.602	18.84	19.85	17.04
Cd 226.502	-0.1311u	-0.0304u	-0.0874u
Co 228.615	-0.6431u	-0.4399u	-0.6342u
Cr 267.716	0.0777	0.2065	-0.0006u
Cu 324.754	-0.1536u	0.2799	-0.0586u
Fe 271.441	5.8115	6.5318	0.9654
K 766.491	1.6561	1.3509	1.2162
Mg 279.078	11.4048	5.4254	3.5186
Mn 257.610	0.0522	-0.0912u	0.0916
Mo 202.032	0.3491	0.0640	0.1093
Na 330.237	32.7353	56.3364	67.2596
Ni 231.604	-0.0816u	-0.1808u	0.8453
Pb 220.353	-0.1061u	-0.0386u	0.8804
Sb 206.834	-2.1208u	1.1142	-1.0097u
Se 196.026	-2.5020u	-3.9670u	-3.6997u
Sn 189.925	0.4942	0.0347	-0.2700u
Sr 216.596	-0.2587u	-0.1937u	0.0309
Ti 334.941	0.0852	0.0104	0.1516
Tl 190.794	2.3143	-0.5219u	1.4600
V 292.401	0.0393	-0.1033u	-0.2837u
Zn 206.200	2.0416	0.7454	1.5924

Label	Sol'n Conc.	Units	SD	%RSD	Int. (c/s)
Ag 328.068	-0.1454	ppb	0.1979	136.2	-10.5937
Al 308.215	9.3382	ppb	1.7620	18.9	328.919
As 188.980	0.9162	ppb	0.7486	81.7	-1.5697
B 249.678	2.2548	ppb	0.2086	9.3	73.6960
Ba 389.178	-0.0265	ppb	0.1493	562.9	3.9501
Be 313.042	-0.0715	ppb	0.0059	8.3	-198.256
Ca 370.602	18.57	ppb	1.422	7.7	112.1
Cd 226.502	-0.0830	ppb	0.0505	60.8	-0.2397
Co 228.615	-0.5724	ppb	0.1148	20.1	-1.9374
Cr 267.716	0.0945	ppb	0.1046	110.6	43.7554
Cu 324.754	0.0225	ppb	0.2279	1011.1	228.354
Fe 271.441	4.4362	ppb	3.0273	68.2	2.4490
K 766.491	1.4077	ppb	0.2254	16.0	399.835
Mg 279.078	6.7829	ppb	4.1146	60.7	21.8299
Mn 257.610	0.0175	ppb	0.0962	549.3	42.1439
Mo 202.032	0.1741	ppb	0.1532	88.0	6.0948
Na 330.237	52.1104	ppb	17.6458	33.9	0.4559
Ni 231.604	0.1943	ppb	0.5660	291.3	5.6534
Pb 220.353	0.2452	ppb	0.5511	224.7	-0.3425
Sb 206.834	-0.6721	ppb	1.6437	244.6	-0.6944
Se 196.026	-3.3896	ppb	0.7802	23.0	0.5387
Sn 189.925	0.0863	ppb	0.3847	445.7	-2.2180
Sr 216.596	-0.1405	ppb	0.1519	108.2	2.2872
Ti 334.941	0.0824	ppb	0.0707	85.8	-16.1740
Tl 190.794	1.0841	ppb	1.4550	134.2	-2.6582
V 292.401	-0.1159	ppb	0.1619	139.7	-5.1300
Zn 206.200	1.4598	ppb	0.6582	45.1	6.6833

E10172012.wvq. All Data Report 10/22/2012, 11:23:18 AM

680-83626-f-1-c (Samp) **10/18/2012, 2:03:18 AM** **Rack 3, Tube 6**
Weight: 1 **Volume: 1** **Dilution: 1**

Label	Replicates Concentration		
Ag 328.068	-0.3641u	-0.0742u	0.0788u
Al 308.215	11.0539	9.1341	7.7096
As 188.980	2.0586	-0.7776u	2.5580
B 249.678	7.0734	7.6126	7.1849
Ba 389.178	46.5699	47.5593	48.2563
Be 313.042	-0.0757u	-0.0531u	-0.0550u
Ca 370.602	18085	18288	18417
Cd 226.502	-0.1486u	-0.1006u	-0.2212u
Co 228.615	-0.4539u	-0.3710u	-0.4199u
Cr 267.716	-0.5005u	-0.3794u	-0.2994u
Cu 324.754	0.2277	0.2163	0.1053
Fe 271.441	215.355	211.823	220.200
K 766.491	804.453	812.438	813.521
Mg 279.078	2565.48	2606.59	2632.09
Mn 257.610	445.319	456.842	463.046
Mo 202.032	1.6067	1.1573	1.4958
Na 330.237	7546.33	7545.05	7453.02
Ni 231.604	0.1411	1.2546	0.7675
Pb 220.353	-0.3793u	1.5639	0.4447
Sb 206.834	0.3218	1.5074	0.3676
Se 196.026	4.0056	0.9076	7.8615
Sn 189.925	2.9486	-0.8404u	0.2288
Sr 216.596	634.354	635.844	639.987
Ti 334.941	0.1025	0.1380	0.1553
Tl 190.794	-0.1625	1.9045	-0.4857u
V 292.401	-0.1444u	-0.0485u	-0.0975u
Zn 206.200	1.5641	0.8436	2.0490

Label	Sol'n Conc.	Units	SD	%RSD	Int. (c/s)
Ag 328.068	-0.1198	ppb	0.2249	187.7	-15.3556
Al 308.215	9.2992	ppb	1.6783	18.0	328.700
As 188.980	1.2797	ppb	1.7991	140.6	-1.2715
B 249.678	7.2903	ppb	0.2846	3.9	141.056
Ba 389.178	47.4618	ppb	0.8474	1.8	951.923
Be 313.042	-0.0613	ppb	0.0125	20.4	-178.918
Ca 370.602	18264	ppb	167.7	0.9	74408
Cd 226.502	-0.1568	ppb	0.0607	38.7	-1.1529
Co 228.615	-0.4149	ppb	0.0417	10.0	0.0712
Cr 267.716	-0.3931	ppb	0.1013	25.8	20.7903
Cu 324.754	0.1831	ppb	0.0677	36.9	238.511
Fe 271.441	215.793	ppb	4.2053	1.9	331.152
K 766.491	810.137	ppb	4.9527	0.6	28011.3
Mg 279.078	2601.39	ppb	33.6057	1.3	6227.25
Mn 257.610	455.069	ppb	8.9956	2.0	32991.2
Mo 202.032	1.4199	ppb	0.2341	16.5	16.2189
Na 330.237	7514.80	ppb	53.5066	0.7	389.857
Ni 231.604	0.7211	ppb	0.5582	77.4	7.6149
Pb 220.353	0.5431	ppb	0.9754	179.6	0.2670
Sb 206.834	0.7323	ppb	0.6717	91.7	1.3527
Se 196.026	4.2582	ppb	3.4839	81.8	3.9562
Sn 189.925	0.7790	ppb	1.9535	250.8	-1.5311
Sr 216.596	636.728	ppb	2.9189	0.5	8861.59
Ti 334.941	0.1319	ppb	0.0269	20.4	-11.4717
Tl 190.794	0.4188	ppb	1.2968	309.7	-2.9672
V 292.401	-0.0968	ppb	0.0480	49.6	-8.1728
Zn 206.200	1.4856	ppb	0.6955	46.8	6.7951

E10172012.wvq. All Data Report 10/22/2012, 11:23:18 AM

680-83626-f-2-c (Samp) 10/18/2012, 2:09:05 AM Rack 3, Tube 7

Weight: 1

Volume: 1

Dilution: 1

Label	Replicates Concentration		
Ag 328.068	-0.0254u	-0.1171u	-0.2011u
Al 308.215	11.8809	10.5391	10.4431
As 188.980	3.2488	6.9356	8.2308
B 249.678	53.0479	55.0242	55.1814
Ba 389.178	20.3961	20.8463	21.4858
Be 313.042	-0.0871u	-0.0921u	-0.0776u
Ca 370.602	43641	43873	43654
Cd 226.502	-0.1661u	-0.2909u	-0.2589u
Co 228.615	-0.4888u	-0.5112u	-0.2745u
Cr 267.716	-0.2915u	-0.2241u	-0.3660u
Cu 324.754	0.0716	0.1010	0.0034
Fe 271.441	186.903	193.295	190.069
K 766.491	1491.71	1496.48	1488.76
Mg 279.078	6628.41	6688.95	6666.84
Mn 257.610	347.301	355.045	353.906
Mo 202.032	1.4805	1.3187	1.1519
Na 330.237	73959.0	74161.2	74086.6
Ni 231.604	1.2997	0.8039	1.1856
Pb 220.353	1.2245	-1.0675u	0.9906
Sb 206.834	0.7204	1.3796	-0.5876u
Se 196.026	12.2394	3.8692	1.4262
Sn 189.925	0.8713	1.4726	-1.0214u
Sr 216.596	734.532	740.202	738.247
Ti 334.941	0.0756	0.0153u	0.1016
Tl 190.794	-1.3692u	1.3434	1.2642
V 292.401	-0.0651u	-0.0359u	0.0823u
Zn 206.200	2.0045	1.6512	0.9791

Label	Sol'n Conc.	Units	SD	%RSD	Int. (c/s)
Ag 328.068	-0.1145	ppb	0.0879	76.8	-16.1227
Al 308.215	10.9543	ppb	0.8038	7.3	339.276
As 188.980	6.1384	ppb	2.5849	42.1	2.6753
B 249.678	54.4178	ppb	1.1890	2.2	772.752
Ba 389.178	20.9094	ppb	0.5476	2.6	423.206
Be 313.042	-0.0856	ppb	0.0074	8.6	-213.172
Ca 370.602	43723	ppb	130.1	0.3	178187
Cd 226.502	-0.2386	ppb	0.0648	27.2	-2.9162
Co 228.615	-0.4248	ppb	0.1307	30.8	-0.0548
Cr 267.716	-0.2938	ppb	0.0710	24.2	26.6296
Cu 324.754	0.0587	ppb	0.0501	85.4	230.662
Fe 271.441	190.089	ppb	3.1963	1.7	291.836
K 766.491	1492.32	ppb	3.8974	0.3	51302.1
Mg 279.078	6661.40	ppb	30.6345	0.5	15948.0
Mn 257.610	352.084	ppb	4.1814	1.2	25540.7
Mo 202.032	1.3170	ppb	0.1643	12.5	15.3835
Na 330.237	74069.0	ppb	102.268	0.1	3864.06
Ni 231.604	1.0964	ppb	0.2596	23.7	9.0985
Pb 220.353	0.3825	ppb	1.2612	329.7	-0.0312
Sb 206.834	0.5041	ppb	1.0013	198.6	1.0189
Se 196.026	5.8449	ppb	5.6709	97.0	4.6650
Sn 189.925	0.4408	ppb	1.3015	295.2	-1.8204
Sr 216.596	737.660	ppb	2.8801	0.4	10267.6
Ti 334.941	0.0642	ppb	0.0443	69.0	-19.8048
Tl 190.794	0.4128	ppb	1.5437	374.0	-3.1423
V 292.401	-0.0063	ppb	0.0780	1247.2	-9.7148
Zn 206.200	1.5449	ppb	0.5209	33.7	6.9908

E10172012.wvq. All Data Report 10/22/2012, 11:23:18 AM

mb 680-253054/1-a (Samp) 10/18/2012, 2:14:54 AM Rack 3, Tube 8

Weight: 1

Volume: 1

Dilution: 1

Label	Replicates Concentration		
Ag 328.068	-0.1711u	0.0654	-0.0455u
Al 308.215	7.4381	5.8551	7.6281
As 188.980	1.7349	-0.1864u	0.9199
B 249.678	1.6029	1.7369	1.5549
Ba 389.178	-0.6473u	-0.0874u	-1.1174u
Be 313.042	-0.0569u	-0.0638u	-0.0697u
Ca 370.602	0.1909	3.010	1.242
Cd 226.502	-0.0205u	0.0213	0.0444
Co 228.615	-0.4706u	0.0424	-0.4768u
Cr 267.716	-0.3526u	-0.2240u	-0.3873u
Cu 324.754	0.4943	-0.0464u	0.4936
Fe 271.441	-1.2757u	0.1085	-0.4603u
K 766.491	-2.5846u	-2.4943u	-2.8252u
Mg 279.078	2.9844	5.1384	0.5964
Mn 257.610	-0.2885u	-0.1914u	-0.2528u
Mo 202.032	-0.0931u	0.6625	-0.0625u
Na 330.237	50.5829	117.848	127.179
Ni 231.604	0.0953	0.5664	0.2306
Pb 220.353	3.4550	1.8155	2.9118
Sb 206.834	-1.4151u	1.8368	1.3804
Se 196.026	-3.9682u	-1.3852u	-4.9576u
Sn 189.925	0.0375	-0.3759u	0.3120
Sr 216.596	-0.1907u	0.2041	0.0108
Ti 334.941	0.1066	0.0073	-0.0260u
Tl 190.794	-1.0975u	1.2490	0.5636
V 292.401	0.1222	-0.1710u	-0.1516u
Zn 206.200	1.3215	0.0077	1.8745

Label	Sol'n Conc.	Units	SD	%RSD	Int. (c/s)
Ag 328.068	-0.0504	ppb	0.1183	234.8	-4.6035
Al 308.215	6.9738	ppb	0.9735	14.0	313.805
As 188.980	0.8228	ppb	0.9643	117.2	-1.6428
B 249.678	1.6316	ppb	0.0943	5.8	65.3457
Ba 389.178	-0.6174	ppb	0.5156	83.5	-7.8423
Be 313.042	-0.0634	ppb	0.0064	10.1	-186.391
Ca 370.602	1.481	ppb	1.425	96.2	44.97
Cd 226.502	0.0151	ppb	0.0329	218.5	4.6145
Co 228.615	-0.3016	ppb	0.2980	98.8	1.5695
Cr 267.716	-0.3213	ppb	0.0860	26.8	24.0008
Cu 324.754	0.3138	ppb	0.3120	99.4	246.724
Fe 271.441	-0.5425	ppb	0.6958	128.3	-5.2434
K 766.491	-2.6347	ppb	0.1710	6.5	261.821
Mg 279.078	2.9064	ppb	2.2720	78.2	12.5530
Mn 257.610	-0.2442	ppb	0.0491	20.1	23.1841
Mo 202.032	0.1690	ppb	0.4277	253.1	6.0534
Na 330.237	98.5365	ppb	41.7903	42.4	2.8833
Ni 231.604	0.2974	ppb	0.2426	81.6	6.0129
Pb 220.353	2.7274	ppb	0.8351	30.6	3.9299
Sb 206.834	0.6007	ppb	1.7606	293.1	1.1714
Se 196.026	-3.4370	ppb	1.8445	53.7	0.5175
Sn 189.925	-0.0088	ppb	0.3463	3941.0	-2.3106
Sr 216.596	0.0081	ppb	0.1974	2441.2	4.3300
Ti 334.941	0.0293	ppb	0.0690	235.2	-21.3873
Tl 190.794	0.2384	ppb	1.2066	506.2	-3.9473
V 292.401	-0.0668	ppb	0.1640	245.4	-3.8749
Zn 206.200	1.0679	ppb	0.9589	89.8	6.1223

E10172012.wvq. All Data Report 10/22/2012, 11:23:18 AM

ics 680-253054/2-a (Samp) 10/18/2012, 2:20:41 AM Rack 3, Tube 9
 Weight: 1 Volume: 1 Dilution: 1

Label	Replicates Concentration		
Ag 328.068	49.5826	49.8035	50.0095
Al 308.215	4996.41	4990.61	4986.85
As 188.980	99.2644	98.9724	96.2303
B 249.678	198.895	202.198	201.147
Ba 389.178	99.9877	101.204	101.027
Be 313.042	52.2773	52.5382	52.2464
Ca 370.602	5093	5101	5089
Cd 226.502	51.7059	52.1010	51.4294
Co 228.615	50.8902	51.4740	51.9227
Cr 267.716	102.014	102.872	101.964
Cu 324.754	106.484	106.992	108.028
Fe 271.441	5125.26	5140.94	5128.62
K 766.491	4927.37	4911.92	4906.11
Mg 279.078	5044.87	5069.95	5044.23
Mn 257.610	527.520	533.827	529.048
Mo 202.032	101.951	103.106	101.878
Na 330.237	4564.12	4545.94	4450.47
Ni 231.604	103.198	103.013	104.110
Pb 220.353	50.8850	52.8625	51.1053
Sb 206.834	49.3169	52.6222	49.2685
Se 196.026	105.075	96.9557	95.2359
Sn 189.925	102.354	104.047	100.332
Sr 216.596	104.311	106.460	104.599
Ti 334.941	106.875	108.806	107.197
Tl 190.794	41.3497	37.9409	42.1227
V 292.401	103.122	102.927	103.065
Zn 206.200	102.029	102.125	102.622

Label	Sol'n Conc.	Units	SD	%RSD	Int. (c/s)
Ag 328.068	49.7985	ppb	0.2135	0.4	3135.93
Al 308.215	4991.29	ppb	4.8127	0.1	32198.8
As 188.980	98.1557	ppb	1.6738	1.7	76.7115
B 249.678	200.747	ppb	1.6875	0.8	2730.91
Ba 389.178	100.739	ppb	0.6570	0.7	2021.90
Be 313.042	52.3540	ppb	0.1603	0.3	76794.1
Ca 370.602	5094	ppb	6.293	0.1	18615
Cd 226.502	51.7454	ppb	0.3375	0.7	2598.85
Co 228.615	51.4290	ppb	0.5177	1.0	672.191
Cr 267.716	102.283	ppb	0.5104	0.5	4898.26
Cu 324.754	107.168	ppb	0.7870	0.7	6987.92
Fe 271.441	5131.60	ppb	8.2603	0.2	7971.98
K 766.491	4915.13	ppb	10.9881	0.2	168163
Mg 279.078	5053.02	ppb	14.6694	0.3	12095.2
Mn 257.610	530.131	ppb	3.2902	0.6	38432.1
Mo 202.032	102.312	ppb	0.6890	0.7	836.850
Na 330.237	4520.18	ppb	61.0504	1.4	231.018
Ni 231.604	103.440	ppb	0.5871	0.6	367.518
Pb 220.353	51.6176	ppb	1.0837	2.1	87.8767
Sb 206.834	50.4025	ppb	1.9224	3.8	73.8673
Se 196.026	99.0888	ppb	5.2549	5.3	46.3405
Sn 189.925	102.245	ppb	1.8601	1.8	97.2583
Sr 216.596	105.123	ppb	1.1664	1.1	1471.69
Ti 334.941	107.626	ppb	1.0346	1.0	10536.9
Tl 190.794	40.4711	ppb	2.2250	5.5	57.6012
V 292.401	103.038	ppb	0.1004	0.1	2620.62
Zn 206.200	102.259	ppb	0.3183	0.3	257.140

E10172012.wvq. All Data Report 10/22/2012, 11:23:18 AM

680-83724-e-1-e (Samp) 10/18/2012, 2:26:29 AM Rack 3, Tube 10

Weight: 1

Volume: 1

Dilution: 1

Label	Replicates Concentration		
Ag 328.068	0.0877	-0.2928u	-0.1598u
Al 308.215	1659.42	1654.45	1648.65
As 188.980	-1.2379u	2.1985	1.2895
B 249.678	6.0049	6.1430	6.0296
Ba 389.178	41.5265	41.3324	40.5611
Be 313.042	0.1372	0.1173	0.1319
Ca 370.602	754.0	749.9	752.6
Cd 226.502	-0.0404	-0.0601	-0.0976
Co 228.615	1.2321	0.5158	0.8584
Cr 267.716	1.2778	1.3886	1.4297
Cu 324.754	3.9347	3.9227	3.9986
Fe 271.441	1405.59	1391.20	1387.87
K 766.491	872.131	864.190	864.391
Mg 279.078	849.346	844.892	841.893
Mn 257.610	20.6635	20.6681	20.5769
Mo 202.032	0.5922	0.1346	0.1978
Na 330.237	3026.81	3079.31	3008.01
Ni 231.604	1.2353	1.0370	1.8145
Pb 220.353	2.4210	1.1418	3.2005
Sb 206.834	0.1483	0.2075	-0.4595u
Se 196.026	-5.9640u	-5.3243u	-2.3032u
Sn 189.925	-1.5346u	-1.0456u	0.9379
Sr 216.596	9.7660	9.5058	9.2661
Ti 334.941	23.0210	23.3428	23.0747
Tl 190.794	-0.5986u	-0.8694u	-0.5587u
V 292.401	6.4133	6.0058	6.0396
Zn 206.200	6.0003	6.5384	6.2383

Label	Sol'n Conc.	Units	SD	%RSD	Int. (c/s)
Ag 328.068	-0.1216	ppb	0.1931	158.7	-9.5330
Al 308.215	1654.18	ppb	5.3915	0.3	10847.8
As 188.980	0.7500	ppb	1.7806	237.4	-1.7134
B 249.678	6.0592	ppb	0.0737	1.2	123.797
Ba 389.178	41.1400	ppb	0.5106	1.2	826.599
Be 313.042	0.1288	ppb	0.0103	8.0	96.8760
Ca 370.602	752.2	ppb	2.080	0.3	2505
Cd 226.502	-0.0660	ppb	0.0291	44.0	5.9879
Co 228.615	0.8688	ppb	0.3583	41.2	17.3848
Cr 267.716	1.3654	ppb	0.0785	5.8	104.592
Cu 324.754	3.9520	ppb	0.0408	1.0	476.417
Fe 271.441	1394.89	ppb	9.4152	0.7	2162.04
K 766.491	866.904	ppb	4.5277	0.5	29949.4
Mg 279.078	845.377	ppb	3.7500	0.4	2029.01
Mn 257.610	20.6362	ppb	0.0514	0.2	1536.95
Mo 202.032	0.3082	ppb	0.2480	80.5	7.1545
Na 330.237	3038.04	ppb	36.9538	1.2	155.802
Ni 231.604	1.3623	ppb	0.4040	29.7	9.8375
Pb 220.353	2.2544	ppb	1.0394	46.1	3.0800
Sb 206.834	-0.0346	ppb	0.3692	1068.0	0.2998
Se 196.026	-4.5305	ppb	1.9552	43.2	0.0338
Sn 189.925	-0.5475	ppb	1.3094	239.2	-2.8336
Sr 216.596	9.5127	ppb	0.2500	2.6	140.009
Ti 334.941	23.1462	ppb	0.1724	0.7	2246.75
Tl 190.794	-0.6755	ppb	0.1690	25.0	-5.5554
V 292.401	6.1529	ppb	0.2262	3.7	155.936
Zn 206.200	6.2590	ppb	0.2697	4.3	137.6034

E10172012.wvq. All Data Report 10/22/2012, 11:23:18 AM

680-83724-e-1-eSD^5 (Samp) 10/18/2012, 2:32:16 AM Rack 3, Tube 11

Weight: 1

Volume: 1

Dilution: 1

Label	Replicates Concentration		
Ag 328.068	-0.3138u	-0.0066u	0.0067
Al 308.215	337.646	334.619	334.230
As 188.980	-0.3198u	-2.5048u	0.5406
B 249.678	1.2435	0.9246	1.5669
Ba 389.178	7.9729	8.2801	7.6075
Be 313.042	-0.0236u	-0.0526u	-0.0238u
Ca 370.602	148.7	148.8	150.9
Cd 226.502	0.0413	-0.0147	-0.0647u
Co 228.615	-0.5112u	-0.1638u	0.0612
Cr 267.716	-0.0285u	0.1336	0.0362
Cu 324.754	0.6258	0.5944	0.6408
Fe 271.441	280.553	276.709	273.352
K 766.491	172.317	172.833	173.552
Mg 279.078	174.717	171.090	171.819
Mn 257.610	4.0280	3.8050	3.9908
Mo 202.032	0.3976	-0.1919u	0.1230
Na 330.237	600.961	598.182	823.300
Ni 231.604	-0.2040u	0.3300	0.4458
Pb 220.353	0.5092	0.7659	1.9074
Sb 206.834	-0.5320u	-0.0939u	1.9465
Se 196.026	-4.3267u	-1.8649u	-1.1696u
Sn 189.925	-1.2680u	-1.3833u	-0.6185u
Sr 216.596	1.5041	1.7179	1.9106
Ti 334.941	4.5086	4.7696	4.3225
Tl 190.794	-0.2934u	-1.5587u	1.9370
V 292.401	1.1586	0.9922	1.0834
Zn 206.200	1.9882	2.9664	2.1161

Label	Sol'n Conc.	Units	SD	%RSD	Int. (c/s)
Ag 328.068	-0.1045	ppb	0.1813	173.5	-8.1035
Al 308.215	335.498	ppb	1.8699	0.6	2414.74
As 188.980	-0.7614	ppb	1.5700	206.2	-2.9323
B 249.678	1.2450	ppb	0.3212	25.8	59.9872
Ba 389.178	7.9535	ppb	0.3367	4.2	163.424
Be 313.042	-0.0334	ppb	0.0167	50.0	-142.033
Ca 370.602	149.5	ppb	1.268	0.8	529.8
Cd 226.502	-0.0127	ppb	0.0530	417.5	4.3018
Co 228.615	-0.2046	ppb	0.2884	140.9	2.9586
Cr 267.716	0.0471	ppb	0.0816	173.1	41.5965
Cu 324.754	0.6203	ppb	0.0237	3.8	266.098
Fe 271.441	276.872	ppb	3.6034	1.3	425.607
K 766.491	172.901	ppb	0.6203	0.4	6254.90
Mg 279.078	172.542	ppb	1.9185	1.1	418.577
Mn 257.610	3.9412	ppb	0.1195	3.0	326.617
Mo 202.032	0.1096	ppb	0.2949	269.2	5.5638
Na 330.237	674.148	ppb	129.177	19.2	32.8254
Ni 231.604	0.1906	ppb	0.3466	181.8	5.6583
Pb 220.353	1.0608	ppb	0.7443	70.2	1.0545
Sb 206.834	0.4402	ppb	1.3227	300.5	0.9509
Se 196.026	-2.4537	ppb	1.6589	67.6	0.9577
Sn 189.925	-1.0900	ppb	0.4124	37.8	-3.3631
Sr 216.596	1.7109	ppb	0.2033	11.9	28.7249
Ti 334.941	4.5336	ppb	0.2246	5.0	420.557
Tl 190.794	0.0283	ppb	1.7699	6256.4	-4.3100
V 292.401	1.0780	ppb	0.0834	7.7	25.5802
Zn 206.200	2.3569	ppb	0.5317	22.6	257.9788

E10172012.wvq. All Data Report 10/22/2012, 11:23:18 AM

680-83724-e-1-ePDS (Samp) **10/18/2012, 2:38:04 AM** **Rack 3, Tube 12****Weight: 1****Volume: 1****Dilution: 1**

Label	Replicates Concentration		
Ag 328.068	39.5267	41.8719	40.6238
Al 308.215	3201.63	3365.80	3272.25
As 188.980	1525.71	1609.87	1557.39
B 249.678	781.422	824.780	802.883
Ba 389.178	1668.64	1753.51	1704.72
Be 313.042	41.0774	43.1140	41.8488
Ca 370.602	4599	4831	4684
Cd 226.502	40.8890	42.9733	41.5803
Co 228.615	415.003	438.808	425.624
Cr 267.716	162.477	170.363	165.512
Cu 324.754	210.813	221.805	218.970
Fe 271.441	2186.76	2289.98	2226.82
K 766.491	4735.44	4946.07	4818.58
Mg 279.078	4763.96	5015.79	4845.03
Mn 257.610	434.375	453.661	439.486
Mo 202.032	404.128	424.762	412.265
Na 330.237	6905.11	7346.66	7056.00
Ni 231.604	412.300	435.308	416.666
Pb 220.353	405.425	427.907	413.447
Sb 206.834	394.308	416.808	397.003
Se 196.026	1567.79	1642.73	1605.48
Sn 189.925	803.425	846.341	820.003
Sr 216.596	426.155	446.098	435.881
Ti 334.941	845.106	879.179	855.846
Tl 190.794	1670.35	1769.48	1706.43
V 292.401	410.043	427.861	417.616
Zn 206.200	404.415	426.642	410.749

Label	Sol'n Conc.	Units	SD	%RSD	Int. (c/s)
Ag 328.068	40.6741	ppb	1.1734	2.9	2558.73
Al 308.215	3279.90	ppb	82.3554	2.5	21289.5
As 188.980	1564.32	ppb	42.5061	2.7	1267.42
B 249.678	803.028	ppb	21.6792	2.7	10805.5
Ba 389.178	1708.96	ppb	42.5919	2.5	34112.4
Be 313.042	42.0134	ppb	1.0282	2.4	61635.2
Ca 370.602	4705	ppb	117.5	2.5	18332
Cd 226.502	41.8142	ppb	1.0616	2.5	2093.92
Co 228.615	426.478	ppb	11.9255	2.8	5545.34
Cr 267.716	166.117	ppb	3.9780	2.4	7927.20
Cu 324.754	217.196	ppb	5.7067	2.6	13941.1
Fe 271.441	2234.52	ppb	52.0435	2.3	3515.17
K 766.491	4833.36	ppb	106.095	2.2	165371
Mg 279.078	4874.93	ppb	128.547	2.6	11670.1
Mn 257.610	442.507	ppb	9.9919	2.3	32086.2
Mo 202.032	413.719	ppb	10.3933	2.5	3370.23
Na 330.237	7102.59	ppb	224.435	3.2	360.927
Ni 231.604	421.424	ppb	12.2198	2.9	1481.77
Pb 220.353	415.593	ppb	11.3939	2.7	713.287
Sb 206.834	402.706	ppb	12.2864	3.1	587.931
Se 196.026	1605.33	ppb	37.4732	2.3	719.268
Sn 189.925	823.257	ppb	21.6423	2.6	799.312
Sr 216.596	436.045	ppb	9.9724	2.3	6042.59
Ti 334.941	860.044	ppb	17.4198	2.0	84359.2
Tl 190.794	1715.42	ppb	50.1727	2.9	2616.36
V 292.401	418.507	ppb	8.9422	2.1	10661.5
Zn 206.200	413.935	ppb	11.4510	2.8	598.781

E10172012.wvq. All Data Report 10/22/2012, 11:23:18 AM

680-83724-e-1-f ms (Samp) 10/18/2012, 2:55:28 AM Rack 3, Tube 15

Weight: 1

Volume: 1

Dilution: 1

Label	Replicates Concentration		
Ag 328.068	47.9842	50.0705	48.5450
Al 308.215	7207.37	7397.96	7324.61
As 188.980	96.9943	98.8117	95.7518
B 249.678	203.316	207.974	205.673
Ba 389.178	133.841	137.552	136.033
Be 313.042	50.6411	52.0069	51.3411
Ca 370.602	5607	5748	5690
Cd 226.502	49.7547	50.9942	50.3812
Co 228.615	51.0294	52.3156	51.9159
Cr 267.716	100.284	102.909	101.511
Cu 324.754	105.531	110.875	108.423
Fe 271.441	6329.61	6491.34	6416.97
K 766.491	5583.37	5694.36	5654.54
Mg 279.078	5672.16	5812.87	5740.73
Mn 257.610	525.110	538.007	528.674
Mo 202.032	98.7063	101.400	100.642
Na 330.237	7223.58	7394.34	7586.69
Ni 231.604	99.8699	103.442	101.191
Pb 220.353	51.1811	52.9893	52.5207
Sb 206.834	48.2996	49.0340	48.8448
Se 196.026	95.1185	96.9466	94.8301
Sn 189.925	97.8956	103.408	99.6466
Sr 216.596	111.265	113.641	111.838
Ti 334.941	120.542	123.318	120.514
Tl 190.794	39.1556	41.4723	38.6402
V 292.401	106.137	108.914	107.347
Zn 206.200	104.581	106.338	107.299

Label	Sol'n Conc.	Units	SD	%RSD	Int. (c/s)
Ag 328.068	48.8666	ppb	1.0797	2.2	3076.80
Al 308.215	7309.98	ppb	96.1314	1.3	47026.7
As 188.980	97.1859	ppb	1.5390	1.6	75.9292
B 249.678	205.655	ppb	2.3287	1.1	2795.88
Ba 389.178	135.809	ppb	1.8657	1.4	2722.69
Be 313.042	51.3297	ppb	0.6830	1.3	75290.8
Ca 370.602	5681	ppb	71.01	1.2	20463
Cd 226.502	50.3767	ppb	0.6198	1.2	2535.80
Co 228.615	51.7536	ppb	0.6583	1.3	676.928
Cr 267.716	101.568	ppb	1.3133	1.3	4864.77
Cu 324.754	108.276	ppb	2.6753	2.5	7057.92
Fe 271.441	6412.64	ppb	80.9542	1.3	9961.48
K 766.491	5644.09	ppb	56.2292	1.0	193051
Mg 279.078	5741.92	ppb	70.3618	1.2	13744.1
Mn 257.610	530.597	ppb	6.6602	1.3	38467.6
Mo 202.032	100.249	ppb	1.3889	1.4	820.067
Na 330.237	7401.54	ppb	181.664	2.5	380.985
Ni 231.604	101.501	ppb	1.8063	1.8	360.816
Pb 220.353	52.2303	ppb	0.9384	1.8	88.8716
Sb 206.834	48.7261	ppb	0.3813	0.8	71.4939
Se 196.026	95.6318	ppb	1.1478	1.2	44.8004
Sn 189.925	100.317	ppb	2.8169	2.8	95.3825
Sr 216.596	112.248	ppb	1.2400	1.1	1574.16
Ti 334.941	121.458	ppb	1.6112	1.3	11894.1
Tl 190.794	39.7560	ppb	1.5085	3.8	56.2889
V 292.401	107.466	ppb	1.3923	1.3	2734.89
Zn 206.200	106.073	ppb	1.3781	1.3	156.652

E10172012.wvq. All Data Report 10/22/2012, 11:23:18 AM

680-83724-e-1-g msd (Samp) 10/18/2012, 3:01:16 AM Rack 3, Tube 16**Weight: 1****Volume: 1****Dilution: 1**

Label	Replicates Concentration		
Ag 328.068	50.2389	51.9139	49.3309
Al 308.215	7572.93	7804.37	7379.02
As 188.980	101.347	99.6102	99.0528
B 249.678	209.708	216.463	203.982
Ba 389.178	141.401	145.366	137.508
Be 313.042	53.3901	54.6063	51.7784
Ca 370.602	5945	6097	5800
Cd 226.502	52.1831	53.5059	50.5952
Co 228.615	52.7042	55.8127	51.2782
Cr 267.716	105.675	108.143	102.325
Cu 324.754	111.938	116.601	109.991
Fe 271.441	6673.05	6858.83	6498.04
K 766.491	5825.70	5984.77	5722.54
Mg 279.078	5974.78	6152.66	5787.90
Mn 257.610	553.875	568.351	532.517
Mo 202.032	104.375	106.750	100.407
Na 330.237	7553.10	7844.35	7717.73
Ni 231.604	105.901	109.951	103.460
Pb 220.353	57.4847	56.0033	53.6924
Sb 206.834	49.7975	53.3017	52.1678
Se 196.026	100.286	110.531	98.7424
Sn 189.925	105.665	102.535	97.4576
Sr 216.596	116.823	121.123	112.348
Ti 334.941	124.981	128.303	120.024
Tl 190.794	41.4193	43.6191	39.6612
V 292.401	111.580	114.469	108.530
Zn 206.200	109.610	112.590	105.909

Label	Sol'n Conc.	Units	SD	%RSD	Int. (c/s)
Ag 328.068	50.4946	ppb	1.3103	2.6	3179.34
Al 308.215	7585.44	ppb	212.951	2.8	48788.6
As 188.980	100.003	ppb	1.1965	1.2	78.1914
B 249.678	210.051	ppb	6.2476	3.0	2854.64
Ba 389.178	141.425	ppb	3.9292	2.8	2835.08
Be 313.042	53.2583	ppb	1.4185	2.7	78123.1
Ca 370.602	5947	ppb	148.1	2.5	21437
Cd 226.502	52.0947	ppb	1.4573	2.8	2622.30
Co 228.615	53.2650	ppb	2.3187	4.4	696.506
Cr 267.716	105.381	ppb	2.9199	2.8	5045.92
Cu 324.754	112.843	ppb	3.3965	3.0	7345.99
Fe 271.441	6676.64	ppb	180.424	2.7	10371.7
K 766.491	5844.34	ppb	132.107	2.3	199888
Mg 279.078	5971.78	ppb	182.398	3.1	14294.1
Mn 257.610	551.581	ppb	18.0265	3.3	39987.3
Mo 202.032	103.844	ppb	3.2048	3.1	849.305
Na 330.237	7705.06	ppb	146.038	1.9	396.719
Ni 231.604	106.437	ppb	3.2783	3.1	378.117
Pb 220.353	55.7268	ppb	1.9112	3.4	94.8823
Sb 206.834	51.7557	ppb	1.7881	3.5	75.9337
Se 196.026	103.186	ppb	6.4070	6.2	48.1765
Sn 189.925	101.886	ppb	4.1418	4.1	96.9103
Sr 216.596	116.765	ppb	4.3876	3.8	1637.29
Ti 334.941	124.436	ppb	4.1664	3.3	12186.3
Tl 190.794	41.5665	ppb	1.9831	4.8	59.0453
V 292.401	111.526	ppb	2.9697	2.7	2838.33
Zn 206.200	109.370	ppb	3.3470	3.1	161.376

E10172012.wvq. All Data Report 10/22/2012, 11:23:18 AM

680-83724-e-2-e (Samp) 10/18/2012, 3:07:04 AM Rack 3, Tube 17

Weight: 1

Volume: 1

Dilution: 1

Label	Replicates Concentration		
Ag 328.068	-0.4641u	-0.4048u	-0.4482u
Al 308.215	5927.09	5928.76	5929.31
As 188.980	3.2686	3.5611	3.0671
B 249.678	6.6769	6.0838	5.7828
Ba 389.178	76.1903	76.0380	75.6002
Be 313.042	0.3988	0.3999	0.4114
Ca 370.602	2061	2053	2061
Cd 226.502	0.2695	0.3332	0.3076
Co 228.615	5.5135	5.2556	5.2827
Cr 267.716	14.9709	14.6423	14.6618
Cu 324.754	28.7514	28.8312	28.9674
Fe 271.441	7598.74	7625.83	7613.34
K 766.491	4290.12	4298.17	4287.60
Mg 279.078	3765.72	3747.70	3761.37
Mn 257.610	157.004	155.285	156.117
Mo 202.032	0.7503	1.2257	1.0396
Na 330.237	1528.67	1610.76	1373.85
Ni 231.604	7.0884	7.7222	7.6398
Pb 220.353	8.6593	9.8293	8.7265
Sb 206.834	-0.8441u	1.8004	-1.0408u
Se 196.026	1.7005	7.1498	-4.9195u
Sn 189.925	0.2174	1.4591	0.7416
Sr 216.596	15.0297	15.2758	15.0883
Ti 334.941	331.554	327.410	328.801
Tl 190.794	1.1618	3.2046	1.2717
V 292.401	14.1740	14.7890	14.3310
Zn 206.200	99.7118	98.4767	97.2520

Label	Sol'n Conc.	Units	SD	%RSD	Int. (c/s)
Ag 328.068	-0.4390	ppb	0.0307	7.0	-31.1553
Al 308.215	5928.39	ppb	1.1530	0.0	38181.3
As 188.980	3.2990	ppb	0.2484	7.5	0.2666
B 249.678	6.1812	ppb	0.4550	7.4	121.449
Ba 389.178	75.9428	ppb	0.3063	0.4	1525.79
Be 313.042	0.4034	ppb	0.0069	1.7	508.627
Ca 370.602	2058	ppb	4.455	0.2	5178
Cd 226.502	0.3034	ppb	0.0321	10.6	47.7001
Co 228.615	5.3506	ppb	0.1417	2.6	83.4767
Cr 267.716	14.7584	ppb	0.1844	1.2	742.701
Cu 324.754	28.8500	ppb	0.1092	0.4	2050.72
Fe 271.441	7612.64	ppb	13.5581	0.2	11818.7
K 766.491	4291.96	ppb	5.5194	0.1	146887
Mg 279.078	3758.27	ppb	9.4057	0.3	9000.54
Mn 257.610	156.135	ppb	0.8593	0.6	11354.9
Mo 202.032	1.0052	ppb	0.2396	23.8	12.6061
Na 330.237	1504.43	ppb	120.303	8.0	71.9544
Ni 231.604	7.4834	ppb	0.3446	4.6	31.6672
Pb 220.353	9.0717	ppb	0.6570	7.2	14.6983
Sb 206.834	-0.0282	ppb	1.5866	5633.3	0.5713
Se 196.026	1.3103	ppb	6.0441	461.3	2.6650
Sn 189.925	0.8060	ppb	0.6233	77.3	-1.5160
Sr 216.596	15.1312	ppb	0.1286	0.8	233.425
Ti 334.941	329.255	ppb	2.1091	0.6	32281.1
Tl 190.794	1.8794	ppb	1.1490	61.1	-2.3531
V 292.401	14.4313	ppb	0.3196	2.2	373.343
Zn 206.200	98.4802	ppb	1.2399	1.2	146.198

E10172012.wvq. All Data Report 10/22/2012, 11:23:18 AM

680-83679-e-3-c (Samp) 10/18/2012, 3:12:52 AM Rack 3, Tube 18

Weight: 1

Volume: 1

Dilution: 1

Label	Replicates Concentration		
Ag 328.068	-0.2626u	-0.1267u	-0.5404u
Al 308.215	92.1562	92.7965	90.1676
As 188.980	0.3897	-1.2503u	2.3685
B 249.678	18.6106	18.3865	18.3420
Ba 389.178	38.6976	38.0600	37.9843
Be 313.042	-0.0487u	-0.0696u	-0.0633u
Ca 370.602	13637	13586	13552
Cd 226.502	-0.1410u	-0.1224u	-0.0862u
Co 228.615	-0.6701u	-0.4223u	-0.5273u
Cr 267.716	-0.2994u	-0.2344u	-0.0948u
Cu 324.754	1.2909	0.9381	1.2355
Fe 271.441	327.872	328.406	323.312
K 766.491	1774.25	1773.09	1764.51
Mg 279.078	4578.55	4540.80	4558.60
Mn 257.610	147.748	144.908	146.759
Mo 202.032	1.1561	1.0790	1.1080
Na 330.237	16132.6	15982.5	16072.9
Ni 231.604	-0.1240u	0.8994	0.4816
Pb 220.353	3.3631	0.2595	1.5181
Sb 206.834	1.8095	1.1604	1.6839
Se 196.026	-1.1797u	2.2678	0.5077
Sn 189.925	1.4273	0.3271	-1.9627u
Sr 216.596	113.912	111.894	112.559
Ti 334.941	0.7680	0.9552	0.8055
Tl 190.794	0.3442	1.6566	0.1135
V 292.401	0.1120	0.1205	0.1526
Zn 206.200	2.7379	3.0934	1.5373

Label	Sol'n Conc.	Units	SD	%RSD	Int. (c/s)
Ag 328.068	-0.3099	ppb	0.2109	68.0	-22.2394
Al 308.215	91.7068	ppb	1.3708	1.5	855.690
As 188.980	0.5027	ppb	1.8120	360.5	-1.9040
B 249.678	18.4463	ppb	0.1440	0.8	290.518
Ba 389.178	38.2473	ppb	0.3918	1.0	771.236
Be 313.042	-0.0605	ppb	0.0107	17.7	-179.844
Ca 370.602	13591	ppb	42.63	0.3	55303
Cd 226.502	-0.1166	ppb	0.0279	23.9	0.7212
Co 228.615	-0.5399	ppb	0.1244	23.0	-1.5093
Cr 267.716	-0.2095	ppb	0.1046	49.9	29.6892
Cu 324.754	1.1548	ppb	0.1897	16.4	299.790
Fe 271.441	326.530	ppb	2.7997	0.9	502.994
K 766.491	1770.61	ppb	5.3212	0.3	60803.6
Mg 279.078	4559.32	ppb	18.8889	0.4	10918.4
Mn 257.610	146.472	ppb	1.4416	1.0	10651.8
Mo 202.032	1.1144	ppb	0.0390	3.5	13.7291
Na 330.237	16062.7	ppb	75.5815	0.5	835.954
Ni 231.604	0.4190	ppb	0.5146	122.8	6.6447
Pb 220.353	1.7136	ppb	1.5610	91.1	2.2191
Sb 206.834	1.5512	ppb	0.3443	22.2	2.5646
Se 196.026	0.5319	ppb	1.7239	324.1	2.2918
Sn 189.925	-0.0694	ppb	1.7295	2491.6	-2.3562
Sr 216.596	112.788	ppb	1.0285	0.9	1574.86
Ti 334.941	0.8429	ppb	0.0990	11.8	58.1017
Tl 190.794	0.7048	ppb	0.8324	118.1	-3.0623
V 292.401	0.1284	ppb	0.0214	16.7	-1.1263
Zn 206.200	2.4562	ppb	0.8154	33.2	2.572433

E10172012.wvq. All Data Report 10/22/2012, 11:23:18 AM

680-83679-e-4-c (Samp) 10/18/2012, 3:18:40 AM Rack 3, Tube 19

Weight: 1

Volume: 1

Dilution: 1

Label	Replicates Concentration		
Ag 328.068	-0.1179u	-0.1753u	0.0064
Al 308.215	3.1818	13.2034	11.2398
As 188.980	0.0890	1.6274	3.2652
B 249.678	1.1282	1.8640	1.1210
Ba 389.178	0.1389	-0.2415u	-0.5896u
Be 313.042	-0.0648u	-0.0816u	-0.0685u
Ca 370.602	24.45	32.46	35.14
Cd 226.502	-0.0268u	-0.0350u	0.0435
Co 228.615	-0.0834u	-0.5065u	-0.5546u
Cr 267.716	-0.1045u	0.2506	-0.0146u
Cu 324.754	-0.6120u	0.0245	-0.0473u
Fe 271.441	2.6028	0.5341	7.0530
K 766.491	-1.3100u	0.5252	0.4424
Mg 279.078	4.0092	4.4995	2.9235
Mn 257.610	0.3879	0.4640	0.4657
Mo 202.032	-0.0029u	-0.0128u	0.2348
Na 330.237	72.9459	78.8630	144.518
Ni 231.604	0.2170	0.6607	0.4507
Pb 220.353	-0.5548u	2.3041	0.8337
Sb 206.834	0.6657	-1.9275u	2.6432
Se 196.026	0.5816	0.0999	6.7562
Sn 189.925	0.8770	-0.7154u	-1.4903u
Sr 216.596	-0.1708u	0.1274	-0.2325u
Ti 334.941	0.2358	0.1924	0.1312
Tl 190.794	1.2873	-0.3766u	0.4345
V 292.401	-0.2128u	0.2318	-0.1296u
Zn 206.200	0.9787	2.4252	1.2175

Label	Sol'n Conc.	Units	SD	%RSD	Int. (c/s)
Ag 328.068	-0.0956	ppb	0.0929	97.1	-7.4573
Al 308.215	9.2083	ppb	5.3107	57.7	328.091
As 188.980	1.6605	ppb	1.5884	95.7	-0.9645
B 249.678	1.3711	ppb	0.4269	31.1	61.8518
Ba 389.178	-0.2307	ppb	0.3644	157.9	-0.1310
Be 313.042	-0.0716	ppb	0.0088	12.3	-198.403
Ca 370.602	30.68	ppb	5.564	18.1	162.6
Cd 226.502	-0.0061	ppb	0.0431	708.6	3.5772
Co 228.615	-0.3815	ppb	0.2593	68.0	0.5430
Cr 267.716	0.0439	ppb	0.1846	421.0	41.3475
Cu 324.754	-0.2116	ppb	0.3486	164.7	213.585
Fe 271.441	3.3966	ppb	3.3312	98.1	0.8687
K 766.491	-0.1141	ppb	1.0365	908.1	347.876
Mg 279.078	3.8107	ppb	0.8065	21.2	14.7092
Mn 257.610	0.4392	ppb	0.0444	10.1	72.6679
Mo 202.032	0.0730	ppb	0.1402	191.9	5.2725
Na 330.237	98.7757	ppb	39.7245	40.2	2.8915
Ni 231.604	0.4428	ppb	0.2220	50.1	6.5214
Pb 220.353	0.8610	ppb	1.4297	166.0	0.7177
Sb 206.834	0.4605	ppb	2.2923	497.8	0.9701
Se 196.026	2.4792	ppb	3.7118	149.7	3.1606
Sn 189.925	-0.4429	ppb	1.2069	272.5	-2.7333
Sr 216.596	-0.0920	ppb	0.1925	209.3	2.9436
Ti 334.941	0.1865	ppb	0.0525	28.2	-5.9617
Tl 190.794	0.4484	ppb	0.8320	185.5	-3.6256
V 292.401	-0.0369	ppb	0.2364	640.8	-3.0937
Zn 206.200	1.5405	ppb	0.7755	50.3	67.995

E10172012.wvq. All Data Report 10/22/2012, 11:23:18 AM

680-83723-d-1-b (Samp) 10/18/2012, 3:24:28 AM Rack 3, Tube 20

Weight: 1

Volume: 1

Dilution: 1

Label	Replicates Concentration		
Ag 328.068	-0.2571u	-0.3178u	-0.5552u
Al 308.215	106.369	104.077	104.429
As 188.980	1.1324	0.7070	2.0581
B 249.678	9.5725	9.3010	9.4367
Ba 389.178	15.0096	14.8084	15.1840
Be 313.042	-0.0249u	-0.0356u	-0.0212u
Ca 370.602	3171	3167	3181
Cd 226.502	-0.0051	0.0400	0.0134
Co 228.615	-0.2127u	0.0503	-0.0962u
Cr 267.716	-0.1795u	-0.1962u	-0.1574u
Cu 324.754	9.0389	8.7284	8.7650
Fe 271.441	92.5844	86.1885	86.9209
K 766.491	509.714	509.997	510.000
Mg 279.078	1107.74	1107.93	1115.23
Mn 257.610	9.7756	9.9193	9.9879
Mo 202.032	0.0254	0.2969	-0.3791u
Na 330.237	40353.5	40184.7	39916.6
Ni 231.604	0.4485	1.3268	0.8840
Pb 220.353	1.3975	2.6492	1.9172
Sb 206.834	1.2310	2.6603	2.0135
Se 196.026	4.5930	-6.5577u	5.2486
Sn 189.925	-1.5241u	-1.4358u	-0.9551u
Sr 216.596	17.3184	17.5500	16.9770
Ti 334.941	1.1391	1.1356	1.1693
Tl 190.794	-0.6987u	0.9963	1.7849
V 292.401	0.2588	0.5788	0.5649
Zn 206.200	1.9468	2.9055	3.2666

Label	Sol'n Conc.	Units	SD	%RSD	Int. (c/s)
Ag 328.068	-0.3767	ppb	0.1575	41.8	-25.3914
Al 308.215	104.958	ppb	1.2345	1.2	940.434
As 188.980	1.2992	ppb	0.6908	53.2	-1.2567
B 249.678	9.4367	ppb	0.1358	1.4	169.907
Ba 389.178	15.0007	ppb	0.1880	1.3	304.684
Be 313.042	-0.0272	ppb	0.0075	27.5	-135.725
Ca 370.602	3173	ppb	6.932	0.2	12935
Cd 226.502	0.0161	ppb	0.0226	140.5	5.0863
Co 228.615	-0.0862	ppb	0.1318	152.9	4.4039
Cr 267.716	-0.1777	ppb	0.0195	11.0	31.5308
Cu 324.754	8.8441	ppb	0.1697	1.9	784.658
Fe 271.441	88.5646	ppb	3.5005	4.0	133.236
K 766.491	509.904	ppb	0.1646	0.0	17760.8
Mg 279.078	1110.30	ppb	4.2728	0.4	2663.44
Mn 257.610	9.8943	ppb	0.1083	1.1	758.729
Mo 202.032	-0.0189	ppb	0.3401	1798.1	4.5223
Na 330.237	40151.6	ppb	220.305	0.5	2093.72
Ni 231.604	0.8864	ppb	0.4391	49.5	8.1248
Pb 220.353	1.9880	ppb	0.6288	31.6	2.6572
Sb 206.834	1.9683	ppb	0.7157	36.4	3.1863
Se 196.026	1.0946	ppb	6.6353	606.2	2.5424
Sn 189.925	-1.3050	ppb	0.3062	23.5	-3.5550
Sr 216.596	17.2818	ppb	0.2882	1.7	245.037
Ti 334.941	1.1480	ppb	0.0185	1.6	87.3414
Tl 190.794	0.6942	ppb	1.2691	182.8	-3.2503
V 292.401	0.4675	ppb	0.1809	38.7	9.1286
Zn 206.200	2.7063	ppb	0.6820	25.2	8.5071

E10172012.wvq. All Data Report 10/22/2012, 11:23:18 AM

680-83679-e-1-e (Samp) 10/18/2012, 3:30:16 AM Rack 3, Tube 21

Weight: 1

Volume: 1

Dilution: 1

Label	Replicates Concentration		
Ag 328.068	-0.5231u	-0.4152u	-0.1938u
Al 308.215	13.5490	11.2222	11.3959
As 188.980	-1.6919u	-1.2998u	2.2503
B 249.678	20.5077	20.1714	20.0018
Ba 389.178	27.3053	26.3459	25.2729
Be 313.042	-0.0537u	-0.0644u	-0.0716u
Ca 370.602	12409	12136	12030
Cd 226.502	-0.1366u	-0.0557u	-0.2454u
Co 228.615	-0.6109u	-0.6202u	-0.2930u
Cr 267.716	-0.1912u	0.0752	-0.2571u
Cu 324.754	0.6009	-0.2430u	0.0661
Fe 271.441	17.2559	21.0984	18.1977
K 766.491	834.676	819.047	813.868
Mg 279.078	2322.21	2279.59	2262.77
Mn 257.610	70.6128	69.2859	69.4233
Mo 202.032	2.2364	2.1149	2.1583
Na 330.237	18668.3	17833.8	18063.2
Ni 231.604	0.7918	0.2290	-0.1573u
Pb 220.353	3.0924	0.7612	1.3706
Sb 206.834	3.0663	-0.1102u	1.5697
Se 196.026	5.8790	3.5826	0.6237
Sn 189.925	0.9096	-0.2646u	-1.1004u
Sr 216.596	984.156	955.816	959.990
Ti 334.941	0.1113	0.0734	0.1516
Tl 190.794	0.1202	-2.0348u	-1.0005u
V 292.401	-0.1018u	-0.0444u	-0.0899u
Zn 206.200	11.9336	9.1999	10.4352

Label	Sol'n Conc.	Units	SD	%RSD	Int. (c/s)
Ag 328.068	-0.3774	ppb	0.1679	44.5	-34.8309
Al 308.215	12.0557	ppb	1.2962	10.8	346.352
As 188.980	-0.2471	ppb	2.1717	878.8	-2.5141
B 249.678	20.2269	ppb	0.2575	1.3	314.580
Ba 389.178	26.3081	ppb	1.0167	3.9	530.344
Be 313.042	-0.0632	ppb	0.0090	14.2	-184.329
Ca 370.602	12192	ppb	195.5	1.6	49727
Cd 226.502	-0.1459	ppb	0.0952	65.2	-2.0667
Co 228.615	-0.5081	ppb	0.1863	36.7	-1.1678
Cr 267.716	-0.1244	ppb	0.1759	141.4	33.6708
Cu 324.754	0.1413	ppb	0.4269	302.1	235.892
Fe 271.441	18.8507	ppb	2.0027	10.6	25.1584
K 766.491	822.530	ppb	10.8325	1.3	28434.4
Mg 279.078	2288.19	ppb	30.6414	1.3	5482.45
Mn 257.610	69.7740	ppb	0.7297	1.0	5095.61
Mo 202.032	2.1699	ppb	0.0616	2.8	22.3313
Na 330.237	18188.4	ppb	431.136	2.4	947.072
Ni 231.604	0.2878	ppb	0.4773	165.8	6.0748
Pb 220.353	1.7414	ppb	1.2090	69.4	2.2436
Sb 206.834	1.5086	ppb	1.5891	105.3	2.4818
Se 196.026	3.3618	ppb	2.6346	78.4	3.5550
Sn 189.925	-0.1518	ppb	1.0097	665.2	-2.4362
Sr 216.596	966.654	ppb	15.3000	1.6	13448.9
Ti 334.941	0.1121	ppb	0.0391	34.9	-13.7104
Tl 190.794	-0.9717	ppb	1.0778	110.9	-5.6875
V 292.401	-0.0787	ppb	0.0303	38.5	-6.4128
Zn 206.200	10.5229	ppb	1.3690	13.0	19.7751

E10172012.wvq. All Data Report 10/22/2012, 11:23:18 AM

680-83679-e-2-c (Samp) 10/18/2012, 3:36:03 AM Rack 3, Tube 22

Weight: 1

Volume: 1

Dilution: 1

Label	Replicates Concentration		
Ag 328.068	-0.1049u	-0.1899u	0.0011u
Al 308.215	58.6688	56.4689	57.3865
As 188.980	3.9609	-3.0700u	0.4490
B 249.678	16.5414	16.4061	15.8600
Ba 389.178	38.5711	38.4000	38.7643
Be 313.042	-0.0608u	-0.0705u	-0.0668u
Ca 370.602	13532	13435	13499
Cd 226.502	-0.1294u	-0.0505u	-0.2020u
Co 228.615	-0.3579u	-0.5140u	-0.6918u
Cr 267.716	-0.1715u	-0.2622u	-0.1243u
Cu 324.754	1.8574	1.4456	2.1021
Fe 271.441	289.946	289.169	281.428
K 766.491	1770.17	1770.48	1772.34
Mg 279.078	4493.32	4485.96	4495.76
Mn 257.610	142.522	145.754	144.704
Mo 202.032	0.6109	1.4853	1.1383
Na 330.237	16143.3	15674.5	15700.3
Ni 231.604	0.8373	0.3156	1.0533
Pb 220.353	1.6973	0.1356	-0.7242u
Sb 206.834	1.9450	-0.8004u	-1.5958u
Se 196.026	3.8211	1.9116	-0.6607u
Sn 189.925	-0.7671u	-1.3035u	0.1392
Sr 216.596	113.757	114.827	113.554
Ti 334.941	0.7829	0.6997	0.8113
Tl 190.794	0.8654	1.8455	0.6175
V 292.401	0.1721	0.0916	0.1352
Zn 206.200	3.1351	1.9706	2.4661

Label	Sol'n Conc.	Units	SD	%RSD	Int. (c/s)
Ag 328.068	-0.0979	ppb	0.0957	97.8	-8.8724
Al 308.215	57.5081	ppb	1.1050	1.9	636.996
As 188.980	0.4466	ppb	3.5155	787.1	-1.9497
B 249.678	16.2692	ppb	0.3607	2.2	261.360
Ba 389.178	38.5785	ppb	0.1823	0.5	777.750
Be 313.042	-0.0660	ppb	0.0049	7.4	-187.913
Ca 370.602	13488	ppb	49.22	0.4	54900
Cd 226.502	-0.1273	ppb	0.0758	59.5	0.0330
Co 228.615	-0.5213	ppb	0.1671	32.1	-1.2721
Cr 267.716	-0.1860	ppb	0.0701	37.7	30.7902
Cu 324.754	1.8017	ppb	0.3318	18.4	340.578
Fe 271.441	286.848	ppb	4.7092	1.6	441.370
K 766.491	1771.00	ppb	1.1724	0.1	60816.7
Mg 279.078	4491.68	ppb	5.0993	0.1	10756.5
Mn 257.610	144.327	ppb	1.6487	1.1	10496.3
Mo 202.032	1.0782	ppb	0.4403	40.8	13.4357
Na 330.237	15839.4	ppb	263.516	1.7	824.311
Ni 231.604	0.7354	ppb	0.3793	51.6	7.7479
Pb 220.353	0.3696	ppb	1.2276	332.1	-0.0948
Sb 206.834	-0.1504	ppb	1.8577	1235.2	0.0641
Se 196.026	1.6906	ppb	2.2490	133.0	2.8093
Sn 189.925	-0.6438	ppb	0.7292	113.3	-2.9156
Sr 216.596	114.046	ppb	0.6838	0.6	1592.22
Ti 334.941	0.7646	ppb	0.0580	7.6	50.4239
Tl 190.794	1.1095	ppb	0.6494	58.5	-2.4423
V 292.401	0.1330	ppb	0.0403	30.3	-1.0054
Zn 206.200	2.5239	ppb	0.5844	23.2	8.3381

E10172012.wvq. All Data Report 10/22/2012, 11:23:18 AM

mb 680-253220/1-a (Samp) 10/18/2012, 3:41:51 AM Rack 3, Tube 23

Weight: 1

Volume: 1

Dilution: 1

Label	Replicates Concentration		
Ag 328.068	0.0265	-0.2548u	-0.2985u
Al 308.215	3.2191	1.4715	1.3506
As 188.980	-0.2963u	0.1024	2.5546
B 249.678	0.3151	0.0440	-0.1591u
Ba 389.178	-0.1563u	0.0522	-0.2343u
Be 313.042	-0.1112u	-0.0705u	-0.0717u
Ca 370.602	3.492	1.964	2.743
Cd 226.502	-0.0086u	-0.0452u	-0.0414u
Co 228.615	-0.0698u	-0.4766u	-0.6814u
Cr 267.716	-0.3790u	-0.2362u	-0.4338u
Cu 324.754	-0.2676u	-0.3604u	-0.3238u
Fe 271.441	4.5221	3.1133	-4.9141u
K 766.491	-1.4603u	-1.0398u	-1.8709u
Mg 279.078	6.8673	8.5110	11.1321
Mn 257.610	-0.1810u	-0.2578u	-0.1914u
Mo 202.032	-0.1488u	-0.1499u	-0.0606u
Na 330.237	-67.1600u	-167.833u	95.7770
Ni 231.604	-0.1764u	0.5069	0.5783
Pb 220.353	0.2205	1.0445	2.3728
Sb 206.834	1.3113	0.0900	-1.2307u
Se 196.026	-3.2709u	-2.4326u	-1.3449u
Sn 189.925	1.0686	-0.0968u	-1.9140u
Sr 216.596	0.0708	0.4193	0.0463
Ti 334.941	-0.0981u	-0.1098u	0.0504
Tl 190.794	2.0813	-0.3089u	-0.9755u
V 292.401	-0.0867u	-0.2933u	-0.0232u
Zn 206.200	0.6834	0.0409	-0.0772u

Label	Sol'n Conc.	Units	SD	%RSD	Int. (c/s)
Ag 328.068	-0.1756	ppb	0.1764	100.5	-12.5034
Al 308.215	2.0138	ppb	1.0456	51.9	282.070
As 188.980	0.7869	ppb	1.5437	196.2	-1.6716
B 249.678	0.0667	ppb	0.2379	356.8	44.3697
Ba 389.178	-0.1128	ppb	0.1482	131.3	2.2309
Be 313.042	-0.0844	ppb	0.0231	27.4	-217.207
Ca 370.602	2.733	ppb	0.7639	28.0	49.64
Cd 226.502	-0.0317	ppb	0.0202	63.5	2.2888
Co 228.615	-0.4093	ppb	0.3113	76.1	0.1846
Cr 267.716	-0.3497	ppb	0.1020	29.2	22.6544
Cu 324.754	-0.3173	ppb	0.0467	14.7	206.917
Fe 271.441	0.9071	ppb	5.0903	561.2	-3.0092
K 766.491	-1.4570	ppb	0.4155	28.5	302.027
Mg 279.078	8.8368	ppb	2.1510	24.3	26.7505
Mn 257.610	-0.2100	ppb	0.0417	19.8	25.6684
Mo 202.032	-0.1198	ppb	0.0512	42.8	3.7036
Na 330.237	-46.4052	ppb	133.025	286.7	-4.6778
Ni 231.604	0.3029	ppb	0.4167	137.5	6.0323
Pb 220.353	1.2126	ppb	1.0860	89.6	1.3234
Sb 206.834	0.0569	ppb	1.2713	2235.9	0.3772
Se 196.026	-2.3495	ppb	0.9657	41.1	1.0034
Sn 189.925	-0.3141	ppb	1.5031	478.6	-2.6079
Sr 216.596	0.1788	ppb	0.2086	116.7	6.7133
Ti 334.941	-0.0525	ppb	0.0893	170.1	-29.4133
Tl 190.794	0.2657	ppb	1.6073	605.0	-3.9057
V 292.401	-0.1344	ppb	0.1412	105.0	-5.5506
Zn 206.200	0.2157	ppb	0.4093	189.8	4.8975

E10172012.wvq. All Data Report 10/22/2012, 11:23:18 AM

ics 680-253220/2-a (Samp) 10/18/2012, 3:47:39 AM Rack 3, Tube 24
 Weight: 1 Volume: 1 Dilution: 1

Label	Replicates Concentration		
Ag 328.068	19.9153	19.7694	19.7226
Al 308.215	1988.40	1999.12	1997.04
As 188.980	26.1715	28.1595	33.1834
B 249.678	80.3988	80.8428	80.5297
Ba 389.178	40.0528	40.8951	40.4952
Be 313.042	20.4829	20.5437	20.4568
Ca 370.602	2043	2050	2046
Cd 226.502	21.2898	21.4644	21.3304
Co 228.615	20.3247	20.6196	21.2164
Cr 267.716	40.8385	40.8212	40.4061
Cu 324.754	41.7118	41.9521	42.1185
Fe 271.441	1988.61	2024.70	2047.10
K 766.491	2086.21	2103.29	2100.47
Mg 279.078	2082.33	2095.08	2074.52
Mn 257.610	213.730	212.933	211.852
Mo 202.032	31.3888	33.1191	33.9490
Na 330.237	1958.15	2008.61	1812.96
Ni 231.604	42.3523	42.2085	42.5928
Pb 220.353	21.2249	22.3443	20.6446
Sb 206.834	12.2448	14.3575	13.8541
Se 196.026	34.4511	33.6288	28.8186
Sn 189.925	33.5222	34.1935	32.0871
Sr 216.596	42.7452	42.7095	42.4134
Ti 334.941	41.1878	41.1156	40.8430
Tl 190.794	17.6041	16.3772	18.1580
V 292.401	37.5037	38.7656	39.0708
Zn 206.200	43.0024	43.0252	42.2293

Label	Sol'n Conc.	Units	SD	%RSD	Int. (c/s)
Ag 328.068	19.8025	ppb	0.1005	0.5	1246.14
Al 308.215	1994.85	ppb	5.6820	0.3	13030.0
As 188.980	29.1715	ppb	3.6138	12.4	21.1022
B 249.678	80.5904	ppb	0.2282	0.3	1122.38
Ba 389.178	40.4811	ppb	0.4213	1.0	815.170
Be 313.042	20.4945	ppb	0.0446	0.2	30005.3
Ca 370.602	2047	ppb	3.325	0.2	7520
Cd 226.502	21.3615	ppb	0.0914	0.4	1074.75
Co 228.615	20.7202	ppb	0.4543	2.2	274.304
Cr 267.716	40.6886	ppb	0.2448	0.6	1972.19
Cu 324.754	41.9275	ppb	0.2044	0.5	2871.87
Fe 271.441	2020.13	ppb	29.5116	1.5	3135.64
K 766.491	2096.66	ppb	9.1597	0.4	71935.4
Mg 279.078	2083.97	ppb	10.3794	0.5	4991.68
Mn 257.610	212.838	ppb	0.9422	0.4	15454.3
Mo 202.032	32.8190	ppb	1.3062	4.0	271.604
Na 330.237	1926.57	ppb	101.578	5.3	97.2455
Ni 231.604	42.3845	ppb	0.1942	0.5	153.523
Pb 220.353	21.4046	ppb	0.8640	4.0	36.0113
Sb 206.834	13.4855	ppb	1.1035	8.2	20.0154
Se 196.026	32.2995	ppb	3.0425	9.4	16.4904
Sn 189.925	33.2676	ppb	1.0761	3.2	30.0924
Sr 216.596	42.6227	ppb	0.1821	0.4	599.163
Ti 334.941	41.0488	ppb	0.1819	0.4	4003.86
Tl 190.794	17.3798	ppb	0.9114	5.2	22.2928
V 292.401	38.4467	ppb	0.8308	2.2	977.153
Zn 206.200	42.7523	ppb	0.4531	1.1	658678

E10172012.wvq. All Data Report 10/22/2012, 11:23:18 AM

llcs 680-253220/25-a (Samp) 10/18/2012, 4:05:04 AM Rack 3, Tube 27

Weight: 1

Volume: 1

Dilution: 1

Label	Replicates Concentration		
Ag 328.068	10.7781	10.3720	10.6599
Al 308.215	223.005	223.170	223.238
As 188.980	22.2530	20.0322	23.4955
B 249.678	112.490	111.959	111.572
Ba 389.178	10.6645	11.0004	10.9662
Be 313.042	4.3590	4.3689	4.3455
Ca 370.602	521.6	520.4	520.0
Cd 226.502	5.8296	5.6057	5.6694
Co 228.615	10.9693	10.8170	10.7854
Cr 267.716	10.6431	10.5861	10.7137
Cu 324.754	22.1953	22.3938	22.3676
Fe 271.441	53.8037	49.6307	58.5273
K 766.491	1085.12	1087.94	1083.94
Mg 279.078	539.622	540.268	537.500
Mn 257.610	11.2261	11.3687	11.2417
Mo 202.032	7.5899	8.5316	8.4718
Na 330.237	1066.65	1181.14	1159.28
Ni 231.604	45.0337	44.0233	43.8679
Pb 220.353	10.5787	11.2327	12.4304
Sb 206.834	24.1600	19.6462	21.1701
Se 196.026	20.4198	22.3093	18.4564
Sn 189.925	38.6171	37.2405	39.6166
Sr 216.596	11.2085	11.2843	11.5899
Ti 334.941	10.8418	10.9128	10.8561
Tl 190.794	28.3542	28.8557	29.7576
V 292.401	11.0893	11.1578	11.5156
Zn 206.200	23.1613	22.5800	22.2294

Label	Sol'n Conc.	Units	SD	%RSD	Int. (c/s)
Ag 328.068	10.6033	ppb	0.2089	2.0	666.950
Al 308.215	223.138	ppb	0.1198	0.1	1697.29
As 188.980	21.9269	ppb	1.7545	8.0	15.4272
B 249.678	112.007	ppb	0.4608	0.4	1544.74
Ba 389.178	10.8770	ppb	0.1848	1.7	222.182
Be 313.042	4.3578	ppb	0.0117	0.3	6307.14
Ca 370.602	520.7	ppb	0.8080	0.2	2139
Cd 226.502	5.7016	ppb	0.1153	2.0	287.882
Co 228.615	10.8572	ppb	0.0983	0.9	146.315
Cr 267.716	10.6476	ppb	0.0639	0.6	544.926
Cu 324.754	22.3189	ppb	0.1078	0.5	1634.61
Fe 271.441	53.9872	ppb	4.4512	8.2	80.7450
K 766.491	1085.67	ppb	2.0558	0.2	37418.3
Mg 279.078	539.130	ppb	1.4480	0.3	1296.07
Mn 257.610	11.2788	ppb	0.0782	0.7	858.221
Mo 202.032	8.1978	ppb	0.5273	6.4	71.3676
Na 330.237	1135.69	ppb	60.7823	5.4	56.7978
Ni 231.604	44.3083	ppb	0.6330	1.4	160.112
Pb 220.353	11.4139	ppb	0.9391	8.2	18.8524
Sb 206.834	21.6588	ppb	2.2962	10.6	32.0773
Se 196.026	20.3952	ppb	1.9266	9.4	11.1651
Sn 189.925	38.4914	ppb	1.1930	3.1	35.1779
Sr 216.596	11.3609	ppb	0.2019	1.8	159.556
Ti 334.941	10.8702	ppb	0.0376	0.3	1042.40
Tl 190.794	28.9892	ppb	0.7112	2.5	39.9994
V 292.401	11.2542	ppb	0.2289	2.0	284.609
Zn 206.200	22.6569	ppb	0.4797	2.1	271.067

E10172012.wvq. All Data Report 10/22/2012, 11:23:18 AM

680-83734-d-1-d (Samp) 10/18/2012, 4:10:52 AM Rack 3, Tube 28

Weight: 1

Volume: 1

Dilution: 1

Label	Replicates Concentration		
Ag 328.068	-0.8194u	-0.1670u	-0.6302u
Al 308.215	9.4407	9.1514	8.7452
As 188.980	7.3160	9.6415	7.8531
B 249.678	34.5592	33.9552	33.8404
Ba 389.178	77.5761	77.3525	78.3647
Be 313.042	-0.0526u	-0.0742u	-0.0745u
Ca 370.602	27249	27325	27522
Cd 226.502	-0.1439u	-0.1255u	-0.1115u
Co 228.615	-0.3415u	-0.1430u	-0.1353u
Cr 267.716	-0.1264u	-0.2962u	-0.2398u
Cu 324.754	-0.0100u	0.0575	-0.3518u
Fe 271.441	79.0280	78.9475	77.3822
K 766.491	3249.03	3266.14	3270.71
Mg 279.078	8639.67	8649.03	8694.25
Mn 257.610	6.9936	6.9717	6.9394
Mo 202.032	21.4703	22.2904	22.9538
Na 330.237	19461.1	19739.0	19585.8
Ni 231.604	1.1918	1.4768	1.5072
Pb 220.353	0.9498	2.4315	2.6440
Sb 206.834	1.8127	1.4935	0.1757u
Se 196.026	50.6901	33.8972	35.8934
Sn 189.925	-0.3786u	0.4838	-0.0398u
Sr 216.596	3216.51	3213.14	3232.03
Ti 334.941	0.1929	0.2123	0.2701
Tl 190.794	-1.9351u	1.6084	1.7260
V 292.401	0.5053	0.8419	0.5824
Zn 206.200	1.9290	1.2491	1.8128

Label	Sol'n Conc.	Units	SD	%RSD	Int. (c/s)
Ag 328.068	-0.5389	ppb	0.3356	62.3	-67.2365
Al 308.215	9.1125	ppb	0.3494	3.8	328.144
As 188.980	8.2702	ppb	1.2176	14.7	4.4000
B 249.678	34.1183	ppb	0.3862	1.1	500.741
Ba 389.178	77.7644	ppb	0.5318	0.7	1562.70
Be 313.042	-0.0671	ppb	0.0126	18.8	-186.951
Ca 370.602	27365	ppb	141.2	0.5	111548
Cd 226.502	-0.1270	ppb	0.0162	12.8	0.8560
Co 228.615	-0.2066	ppb	0.1169	56.6	2.1077
Cr 267.716	-0.2208	ppb	0.0865	39.2	29.1274
Cu 324.754	-0.1014	ppb	0.2194	216.3	221.028
Fe 271.441	78.4526	ppb	0.9279	1.2	118.160
K 766.491	3261.96	ppb	11.4284	0.4	111721
Mg 279.078	8660.98	ppb	29.1903	0.3	20739.3
Mn 257.610	6.9682	ppb	0.0273	0.4	557.443
Mo 202.032	22.2382	ppb	0.7432	3.3	185.600
Na 330.237	19595.3	ppb	139.166	0.7	1020.24
Ni 231.604	1.3919	ppb	0.1739	12.5	10.2115
Pb 220.353	2.0084	ppb	0.9229	46.0	2.6575
Sb 206.834	1.1606	ppb	0.8678	74.8	1.7253
Se 196.026	40.1602	ppb	9.1736	22.8	19.9955
Sn 189.925	0.0218	ppb	0.4345	1990.5	-2.2588
Sr 216.596	3220.56	ppb	10.0798	0.3	44795.9
Ti 334.941	0.2251	ppb	0.0402	17.9	-2.6576
Tl 190.794	0.4664	ppb	2.0806	446.1	-3.6494
V 292.401	0.6432	ppb	0.1764	27.4	7.4120
Zn 206.200	1.6636	ppb	0.3637	21.8	7.2155

E10172012.wvq. All Data Report 10/22/2012, 11:23:18 AM

680-83734-d-1-dSD^5 (Samp) 10/18/2012, 4:16:40 AM Rack 3, Tube 29

Weight: 1

Volume: 1

Dilution: 1

Label	Replicates Concentration		
Ag 328.068	-0.1186u	-0.1629u	-0.0705u
Al 308.215	4.9090	5.8130	6.3624
As 188.980	2.9493	4.4593	2.7488
B 249.678	8.5913	8.1842	8.3053
Ba 389.178	15.6405	14.2014	15.1351
Be 313.042	-0.0793u	-0.0877u	-0.0759u
Ca 370.602	5496	5508	5528
Cd 226.502	0.0004	-0.0543u	-0.0515u
Co 228.615	-0.1285u	-0.3104u	-0.8106u
Cr 267.716	-0.3285u	-0.5093u	-0.2943u
Cu 324.754	-0.2882u	-0.2168u	-0.1024u
Fe 271.441	17.5952	12.6456	19.9471
K 766.491	615.967	618.231	618.780
Mg 279.078	1732.56	1736.51	1738.07
Mn 257.610	1.1326	1.1573	1.2211
Mo 202.032	6.7261	6.8993	6.4797
Na 330.237	3838.42	3930.90	3754.32
Ni 231.604	0.0972	0.0660	0.3395
Pb 220.353	0.6451	0.7780	1.6741
Sb 206.834	0.5885	-0.6482u	-1.5116u
Se 196.026	9.8443	8.4369	2.0426
Sn 189.925	1.4669	-0.1593u	0.1904
Sr 216.596	635.688	646.744	648.097
Ti 334.941	0.0205	-0.0215u	0.1180
Tl 190.794	0.9660	1.1684	1.5142
V 292.401	-0.1673u	-0.0492u	-0.0804u
Zn 206.200	1.3673	0.5123	1.1267

Label	Sol'n Conc.	Units	SD	%RSD	Int. (c/s)
Ag 328.068	-0.1173	ppb	0.0462	39.4	-15.1747
Al 308.215	5.6948	ppb	0.7339	12.9	305.804
As 188.980	3.3858	ppb	0.9351	27.6	0.4378
B 249.678	8.3603	ppb	0.2090	2.5	155.525
Ba 389.178	14.9923	ppb	0.7301	4.9	304.941
Be 313.042	-0.0810	ppb	0.0060	7.4	-211.268
Ca 370.602	5511	ppb	15.92	0.3	22493
Cd 226.502	-0.0351	ppb	0.0308	87.7	2.7901
Co 228.615	-0.4165	ppb	0.3532	84.8	-0.1287
Cr 267.716	-0.3774	ppb	0.1155	30.6	21.4078
Cu 324.754	-0.2025	ppb	0.0937	46.3	214.313
Fe 271.441	16.7293	ppb	3.7270	22.3	21.7168
K 766.491	617.659	ppb	1.4911	0.2	21439.7
Mg 279.078	1735.71	ppb	2.8370	0.2	4160.75
Mn 257.610	1.1704	ppb	0.0456	3.9	128.022
Mo 202.032	6.7017	ppb	0.2109	3.1	59.2016
Na 330.237	3841.21	ppb	88.3238	2.3	198.176
Ni 231.604	0.1675	ppb	0.1497	89.3	5.6325
Pb 220.353	1.0324	ppb	0.5597	54.2	1.0017
Sb 206.834	-0.5238	ppb	1.0556	201.5	-0.5605
Se 196.026	6.7746	ppb	4.1580	61.4	5.0797
Sn 189.925	0.4993	ppb	0.8560	171.4	-1.8115
Sr 216.596	643.510	ppb	6.8075	1.1	8954.19
Ti 334.941	0.0390	ppb	0.0715	183.5	-20.5446
Tl 190.794	1.2162	ppb	0.2772	22.8	-2.4709
V 292.401	-0.0990	ppb	0.0612	61.8	-6.3650
Zn 206.200	1.0021	ppb	0.4409	44.0	6.0756

E10172012.wvq. All Data Report 10/22/2012, 11:23:18 AM

680-83734-d-1-dPDS (Samp) **10/18/2012, 4:22:29 AM** **Rack 3, Tube 30****Weight: 1****Volume: 1****Dilution: 1**

Label	Replicates Concentration		
Ag 328.068	32.7071	31.3182	29.5768
Al 308.215	1659.86	1628.04	1593.45
As 188.980	1654.38	1633.48	1591.37
B 249.678	859.508	850.518	838.800
Ba 389.178	1769.64	1737.61	1703.83
Be 313.042	42.0976	41.2196	40.3520
Ca 370.602	30889	30786	30691
Cd 226.502	43.1437	42.2450	41.5832
Co 228.615	435.411	427.022	418.932
Cr 267.716	166.424	163.162	159.984
Cu 324.754	215.537	212.995	209.959
Fe 271.441	940.866	920.037	898.815
K 766.491	7728.09	7693.39	7597.56
Mg 279.078	12712.7	12604.7	12538.6
Mn 257.610	436.581	426.029	418.547
Mo 202.032	432.105	428.951	424.748
Na 330.237	23512.7	23612.6	23250.5
Ni 231.604	428.774	421.537	411.812
Pb 220.353	425.290	417.962	410.321
Sb 206.834	413.474	405.466	399.924
Se 196.026	1445.70	1387.01	1354.55
Sn 189.925	838.229	819.090	804.387
Sr 216.596	3567.14	3583.20	3572.83
Ti 334.941	855.719	832.229	820.424
Tl 190.794	1745.52	1721.90	1682.30
V 292.401	419.743	411.603	402.636
Zn 206.200	428.902	419.829	408.619

Label	Sol'n Conc.	Units	SD	%RSD	Int. (c/s)
Ag 328.068	31.2007	ppb	1.5685	5.0	1930.96
Al 308.215	1627.11	ppb	33.2109	2.0	10720.1
As 188.980	1626.41	ppb	32.0917	2.0	1317.88
B 249.678	849.609	ppb	10.3841	1.2	11430.7
Ba 389.178	1737.03	ppb	32.9115	1.9	34677.8
Be 313.042	41.2231	ppb	0.8728	2.1	60478.7
Ca 370.602	30789	ppb	99.08	0.3	125218
Cd 226.502	42.3239	ppb	0.7832	1.9	2117.13
Co 228.615	427.122	ppb	8.2398	1.9	5552.73
Cr 267.716	163.190	ppb	3.2201	2.0	7788.02
Cu 324.754	212.831	ppb	2.7927	1.3	13665.9
Fe 271.441	919.906	ppb	21.0258	2.3	1474.18
K 766.491	7673.02	ppb	67.6071	0.9	262322
Mg 279.078	12618.7	ppb	87.9224	0.7	30208.4
Mn 257.610	427.052	ppb	9.0605	2.1	30977.2
Mo 202.032	428.601	ppb	3.6912	0.9	3491.34
Na 330.237	23458.6	ppb	187.054	0.8	1214.78
Ni 231.604	420.707	ppb	8.5116	2.0	1479.52
Pb 220.353	417.858	ppb	7.4851	1.8	717.199
Sb 206.834	406.288	ppb	6.8125	1.7	592.954
Se 196.026	1395.75	ppb	46.1966	3.3	625.631
Sn 189.925	820.569	ppb	16.9697	2.1	796.715
Sr 216.596	3574.39	ppb	8.1439	0.2	49687.6
Ti 334.941	836.124	ppb	17.9670	2.1	82011.8
Tl 190.794	1716.57	ppb	31.9463	1.9	2618.30
V 292.401	411.328	ppb	8.5568	2.1	10471.5
Zn 206.200	419.116	ppb	10.1602	2.4	606.453

E10172012.wvq. All Data Report 10/22/2012, 11:23:18 AM

680-83734-d-1-e ms (Samp) 10/18/2012, 4:28:17 AM Rack 3, Tube 31

Weight: 1

Volume: 1

Dilution: 1

Label	Replicates Concentration		
Ag 328.068	15.2845	15.5388	15.7465
Al 308.215	1982.00	1983.80	1984.23
As 188.980	41.7042	47.9477	44.1651
B 249.678	115.389	114.288	115.317
Ba 389.178	117.109	116.207	116.879
Be 313.042	20.1351	20.1677	20.2524
Ca 370.602	29045	29092	29165
Cd 226.502	20.6655	20.5740	20.7288
Co 228.615	19.8339	19.3753	20.2953
Cr 267.716	39.7094	39.6786	39.8542
Cu 324.754	41.2306	41.1626	40.8263
Fe 271.441	2115.17	2117.42	2124.67
K 766.491	5374.72	5386.71	5393.92
Mg 279.078	10614.2	10641.2	10681.0
Mn 257.610	213.251	212.805	216.332
Mo 202.032	66.4259	66.8909	66.5671
Na 330.237	21338.0	21202.7	21425.1
Ni 231.604	41.4438	42.0073	42.2942
Pb 220.353	20.8982	22.1772	23.5582
Sb 206.834	16.3117	15.4775	14.2545
Se 196.026	17.4222	22.1289	24.2999
Sn 189.925	34.6018	31.7810	30.8851
Sr 216.596	3187.28	3225.92	3225.45
Ti 334.941	40.9330	40.7972	41.6742
Tl 190.794	16.9128	16.9847	16.2024
V 292.401	41.0510	41.0750	41.0389
Zn 206.200	42.1729	43.0252	43.5222

Label	Sol'n Conc.	Units	SD	%RSD	Int. (c/s)
Ag 328.068	15.5233	ppb	0.2314	1.5	945.076
Al 308.215	1983.34	ppb	1.1795	0.1	12957.5
As 188.980	44.6057	ppb	3.1450	7.1	33.6372
B 249.678	114.998	ppb	0.6157	0.5	1583.52
Ba 389.178	116.732	ppb	0.4687	0.4	2343.16
Be 313.042	20.1851	ppb	0.0606	0.3	29555.2
Ca 370.602	29101	ppb	60.32	0.2	117754
Cd 226.502	20.6561	ppb	0.0778	0.4	1042.97
Co 228.615	19.8348	ppb	0.4600	2.3	261.761
Cr 267.716	39.7474	ppb	0.0938	0.2	1927.84
Cu 324.754	41.0732	ppb	0.2165	0.5	2818.74
Fe 271.441	2119.09	ppb	4.9621	0.2	3290.01
K 766.491	5385.12	ppb	9.6975	0.2	184209
Mg 279.078	10645.5	ppb	33.6134	0.3	25487.3
Mn 257.610	214.129	ppb	1.9205	0.9	15559.7
Mo 202.032	66.6280	ppb	0.2384	0.4	546.662
Na 330.237	21321.9	ppb	112.026	0.5	1109.31
Ni 231.604	41.9151	ppb	0.4326	1.0	152.244
Pb 220.353	22.2112	ppb	1.3303	6.0	37.3449
Sb 206.834	15.3479	ppb	1.0347	6.7	22.3325
Se 196.026	21.2837	ppb	3.5159	16.5	11.5692
Sn 189.925	32.4226	ppb	1.9397	6.0	29.2915
Sr 216.596	3212.88	ppb	22.1748	0.7	44691.3
Ti 334.941	41.1348	ppb	0.4721	1.1	4011.74
Tl 190.794	16.7000	ppb	0.4324	2.6	21.1698
V 292.401	41.0550	ppb	0.0184	0.0	1035.55
Zn 206.200	42.9068	ppb	0.6824	1.6	663301

E10172012.wvq. All Data Report 10/22/2012, 11:23:18 AM

680-83734-d-1-f msd (Samp) **10/18/2012, 4:34:06 AM** **Rack 3, Tube 32****Weight: 1****Volume: 1****Dilution: 1**

Label	Replicates Concentration		
Ag 328.068	16.2200	15.6829	15.7370
Al 308.215	2015.31	2002.94	1996.72
As 188.980	48.0867	48.0487	44.9799
B 249.678	112.403	112.034	113.372
Ba 389.178	117.598	117.669	117.022
Be 313.042	20.4760	20.4363	20.4049
Ca 370.602	29196	29048	29025
Cd 226.502	20.9014	20.8404	20.9535
Co 228.615	20.4399	19.4081	20.3595
Cr 267.716	40.3990	40.1946	40.3571
Cu 324.754	41.6269	41.3456	41.4854
Fe 271.441	2146.60	2139.28	2130.56
K 766.491	5418.92	5409.21	5401.27
Mg 279.078	10666.5	10639.7	10665.3
Mn 257.610	216.919	217.116	219.050
Mo 202.032	66.2284	66.7785	66.6447
Na 330.237	21303.7	21341.9	21385.7
Ni 231.604	42.3806	41.9398	42.5331
Pb 220.353	21.9628	21.5274	21.6134
Sb 206.834	18.3695	17.7819	16.8434
Se 196.026	23.8387	21.2622	24.4395
Sn 189.925	31.9103	29.9230	32.2308
Sr 216.596	3231.56	3204.46	3214.50
Ti 334.941	41.3871	41.6294	42.0603
Tl 190.794	15.6099	19.6261	16.0519
V 292.401	41.7957	41.3920	41.5735
Zn 206.200	42.8917	42.6400	43.4813

Label	Sol'n Conc.	Units	SD	%RSD	Int. (c/s)
Ag 328.068	15.8800	ppb	0.2957	1.9	967.461
Al 308.215	2004.99	ppb	9.4624	0.5	13096.0
As 188.980	47.0384	ppb	1.7828	3.8	35.6100
B 249.678	112.603	ppb	0.6913	0.6	1551.40
Ba 389.178	117.430	ppb	0.3546	0.3	2357.10
Be 313.042	20.4391	ppb	0.0356	0.2	29928.3
Ca 370.602	29090	ppb	93.11	0.3	117699
Cd 226.502	20.8985	ppb	0.0566	0.3	1055.12
Co 228.615	20.0691	ppb	0.5739	2.9	264.812
Cr 267.716	40.3169	ppb	0.1080	0.3	1954.89
Cu 324.754	41.4860	ppb	0.1406	0.3	2844.78
Fe 271.441	2138.81	ppb	8.0290	0.4	3320.65
K 766.491	5409.80	ppb	8.8411	0.2	185052
Mg 279.078	10657.2	ppb	15.1433	0.1	25515.3
Mn 257.610	217.695	ppb	1.1778	0.5	15817.9
Mo 202.032	66.5505	ppb	0.2869	0.4	546.030
Na 330.237	21343.8	ppb	41.0028	0.2	1110.44
Ni 231.604	42.2845	ppb	0.3081	0.7	153.538
Pb 220.353	21.7012	ppb	0.2306	1.1	36.4669
Sb 206.834	17.6649	ppb	0.7697	4.4	25.7392
Se 196.026	23.1801	ppb	1.6879	7.3	12.4166
Sn 189.925	31.3547	ppb	1.2502	4.0	28.2517
Sr 216.596	3216.84	ppb	13.7017	0.4	44746.4
Ti 334.941	41.6923	ppb	0.3410	0.8	4066.45
Tl 190.794	17.0960	ppb	2.2023	12.9	21.7761
V 292.401	41.5871	ppb	0.2022	0.5	1049.16
Zn 206.200	43.0043	ppb	0.4318	1.0	664673

E10172012.wvq. All Data Report 10/22/2012, 11:23:18 AM

680-83734-a-2-b (Samp) 10/18/2012, 4:39:55 AM Rack 3, Tube 33

Weight: 1 Volume: 1 Dilution: 1

Label	Replicates Concentration		
Ag 328.068	-0.8319u	-1.1309u	-1.2007u
Al 308.215	7.8614	8.0289	8.1388
As 188.980	4.2028	-0.6103u	2.8928
B 249.678	71.0713	77.0366	75.5148
Ba 389.178	25.5093	26.1292	25.9929
Be 313.042	-0.0794u	-0.0726u	-0.0555u
Ca 370.602	43854	46965	45966
Cd 226.502	-0.1572u	-0.1803u	-0.1635u
Co 228.615	-0.4113u	-0.7084u	-0.6796u
Cr 267.716	-0.5675u	-0.3700u	-0.4619u
Cu 324.754	-0.2028u	0.0463	0.0146
Fe 271.441	7.2722	5.8920	3.8827
K 766.491	5562.14	5837.93	5754.64
Mg 279.078	32674.8	35100.8	34404.9
Mn 257.610	-0.7008u	-0.6468	-0.7041u
Mo 202.032	7.6358	8.2331	8.1373
Na 330.237	98791.6x	104299x	102604x
Ni 231.604	2.7538	1.4269	1.1612
Pb 220.353	2.4196	1.8725	1.6817
Sb 206.834	-0.8586u	-1.3668u	-0.3203u
Se 196.026	12.3231	8.3046	13.3332
Sn 189.925	0.6949	0.6864	2.7175
Sr 216.596	15364.0x	15798.6x	16466.7x
Ti 334.941	0.0567	0.2680	0.1468
Tl 190.794	0.9772	-0.2425u	0.6218
V 292.401	-0.0007u	0.1077u	-0.0470u
Zn 206.200	0.4712	-1.2581u	0.6778

Label	Sol'n Conc.	Units	SD	%RSD	Int. (c/s)
Ag 328.068	-1.0545b	ppb	0.1959	18.6	-224.163
Al 308.215	8.0097b	ppb	0.1397	1.7	320.636
As 188.980	2.1618b	ppb	2.4884	115.1	-0.5568
B 249.678	74.5409b	ppb	3.0996	4.2	1042.60
Ba 389.178	25.8771b	ppb	0.3258	1.3	555.950
Be 313.042	-0.0691b	ppb	0.0123	17.8	-191.988
Ca 370.602	45595b	ppb	1588	3.5	185882
Cd 226.502	-0.1670b	ppb	0.0119	7.2	0.4575
Co 228.615	-0.5998b	ppb	0.1639	27.3	-2.5404
Cr 267.716	-0.4665b	ppb	0.0988	21.2	18.8423
Cu 324.754	-0.0473b	ppb	0.1356	286.8	224.130
Fe 271.441	5.6823b	ppb	1.7045	30.0	5.5153
K 766.491	5718.23b	ppb	141.449	2.5	195582
Mg 279.078	34060.1b	ppb	1249.22	3.7	81543.2
Mn 257.610	-0.6839b	ppb	0.0322	4.7	38.3085
Mo 202.032	8.0021b	ppb	0.3208	4.0	69.7820
Na 330.237	101898xb	ppb	2820.74	2.8	5315.55
Ni 231.604	1.7806b	ppb	0.8532	47.9	12.6377
Pb 220.353	1.9913b	ppb	0.3830	19.2	2.6494
Sb 206.834	-0.8486b	ppb	0.5233	61.7	-1.0535
Se 196.026	11.3203b	ppb	2.6600	23.5	7.1105
Sn 189.925	1.3663b	ppb	1.1702	85.6	-0.9072
Sr 216.596	15876.4xb	ppb	555.497	3.5	220807
Ti 334.941	0.1572b	ppb	0.1060	67.4	-11.0093
Tl 190.794	0.4522b	ppb	0.6273	138.7	-3.6402
V 292.401	0.0200b	ppb	0.0794	396.7	-9.5268
Zn 206.200	-0.0363b	ppb	1.0631	284.7	5.4672

E10172012.wvq. All Data Report 10/22/2012, 11:23:18 AM

680-83734-d-3-b (Samp) **10/18/2012, 4:45:43 AM** **Rack 3, Tube 34****Weight: 1****Volume: 1****Dilution: 1**

Label	Replicates Concentration		
Ag 328.068	-0.3244u	-0.3126u	-0.0305u
Al 308.215	10.0596	8.8300	9.8436
As 188.980	1.4771	-1.5505u	4.3246
B 249.678	623.253	623.317	639.383
Ba 389.178	14.1589	15.2991	14.6804
Be 313.042	-0.0242u	-0.0280u	-0.0326u
Ca 370.602	28297	27960	28546
Cd 226.502	-0.1204u	-0.2751u	-0.1379u
Co 228.615	-1.0997u	-0.1996u	-0.1024u
Cr 267.716	-0.3351u	-0.3366u	-0.3549u
Cu 324.754	0.1805	-0.0206u	0.4138
Fe 271.441	9.0765	0.0463	10.4208
K 766.491	41711.8x	41130.0x	42064.2x
Mg 279.078	30178.1	29953.7	30572.6
Mn 257.610	5.7315	5.7785	5.8994
Mo 202.032	0.0124	0.1310	0.0395
Na 330.237	795137x	786849x	799841x
Ni 231.604	2.0774	1.5383	2.5527
Pb 220.353	0.9754	0.3342	-0.5787u
Sb 206.834	-0.4692u	4.0009	-0.0071u
Se 196.026	26.3569	21.0663	24.0525
Sn 189.925	-0.3480u	-0.6460u	-1.2686u
Sr 216.596	480.738	476.112	488.039
Ti 334.941	-0.3248u	-0.3366u	-0.3784u
Tl 190.794	1.2704	-0.4853u	-0.9430u
V 292.401	0.5686	0.2546u	0.4716
Zn 206.200	-1.0214u	-0.2425	-0.4406

Label	Sol'n Conc.	Units	SD	%RSD	Int. (c/s)
Ag 328.068	-0.2225b	ppb	0.1664	74.8	-20.6437
Al 308.215	9.5777b	ppb	0.6565	6.9	330.464
As 188.980	1.4170b	ppb	2.9380	207.3	-1.1617
B 249.678	628.651b	ppb	9.2941	1.5	8469.76
Ba 389.178	14.7128b	ppb	0.5708	3.9	331.077
Be 313.042	-0.0283b	ppb	0.0042	14.9	-196.328
Ca 370.602	28268b	ppb	294.4	1.0	115258
Cd 226.502	-0.1778b	ppb	0.0847	47.7	-7.0425
Co 228.615	-0.4672b	ppb	0.5499	117.7	-0.5432
Cr 267.716	-0.3422b	ppb	0.0110	3.2	36.4956
Cu 324.754	0.1912b	ppb	0.2174	113.7	238.984
Fe 271.441	6.5145b	ppb	5.6418	86.6	6.3753
K 766.491	41635.3xb	ppb	471.728	1.1	1421854
Mg 279.078	30234.8b	ppb	313.273	1.0	72385.6
Mn 257.610	5.8031b	ppb	0.0867	1.5	501.438
Mo 202.032	0.0610b	ppb	0.0621	101.9	5.1743
Na 330.237	793942xb	ppb	6577.85	0.8	41443.3
Ni 231.604	2.0561b	ppb	0.5076	24.7	13.4386
Pb 220.353	0.2436b	ppb	0.7810	320.6	-0.3441
Sb 206.834	1.1749b	ppb	2.4583	209.2	2.0186
Se 196.026	23.8252b	ppb	2.6526	11.1	12.6973
Sn 189.925	-0.7542b	ppb	0.4698	62.3	-2.7033
Sr 216.596	481.629b	ppb	6.0134	1.2	6704.90
Ti 334.941	-0.3466b	ppb	0.0282	8.1	-78.6655
Tl 190.794	-0.0526b	ppb	1.1684	2220.0	-4.3817
V 292.401	0.4316b	ppb	0.1607	37.2	-0.4471
Zn 206.200	-0.5682b	ppb	0.4048	1871.3	-4.5951

E10172012.wvq. All Data Report 10/22/2012, 11:23:18 AM

680-83717-a-1-b (Samp) **10/18/2012, 4:51:30 AM** **Rack 3, Tube 35****Weight: 1****Volume: 1****Dilution: 1**

Label	Replicates Concentration		
Ag 328.068	-0.1621u	-0.0979u	-0.0212u
Al 308.215	161.486	160.686	161.584
As 188.980	1.3081	0.3080	1.4636
B 249.678	19.2018	18.3219	17.3844
Ba 389.178	13.7593	13.8903	13.5856
Be 313.042	-0.0712u	-0.0880u	-0.0751u
Ca 370.602	26562	26546	26475
Cd 226.502	-0.1991u	-0.0832u	-0.3150u
Co 228.615	-0.4828u	-0.7041u	-0.7000u
Cr 267.716	-0.3142u	-0.2305u	-0.0894u
Cu 324.754	10.1699	10.5512	10.2002
Fe 271.441	62.5433	69.1914	64.1373
K 766.491	1070.76	1065.41	1062.67
Mg 279.078	8047.65	8077.63	8020.45
Mn 257.610	7.9372	8.1201	7.9637
Mo 202.032	0.7205	0.8142	0.6725
Na 330.237	12477.9	12388.5	12308.5
Ni 231.604	0.7991	0.9316	1.1330
Pb 220.353	-0.2735u	0.0408	3.3908
Sb 206.834	0.1419	2.2067	-1.1436u
Se 196.026	0.8331	-2.8405u	-0.2845u
Sn 189.925	0.2986	-0.3158u	1.5810
Sr 216.596	105.222	106.680	106.408
Ti 334.941	5.8843	5.9436	5.9723
Tl 190.794	-0.0232u	0.7801	1.4871
V 292.401	-0.0164u	0.0069u	-0.0420u
Zn 206.200	39.9065	41.1866	40.6335

Label	Sol'n Conc.	Units	SD	%RSD	Int. (c/s)
Ag 328.068	-0.0937	ppb	0.0705	75.2	-8.5455
Al 308.215	161.252	ppb	0.4925	0.3	1300.39
As 188.980	1.0266	ppb	0.6271	61.1	-1.4782
B 249.678	18.3027	ppb	0.9089	5.0	288.758
Ba 389.178	13.7451	ppb	0.1528	1.1	284.592
Be 313.042	-0.0781	ppb	0.0088	11.3	-201.498
Ca 370.602	26527	ppb	46.43	0.2	108137
Cd 226.502	-0.1991	ppb	0.1159	58.2	-2.7915
Co 228.615	-0.6290	ppb	0.1266	20.1	-2.5429
Cr 267.716	-0.2114	ppb	0.1136	53.8	29.4578
Cu 324.754	10.3071	ppb	0.2119	2.1	877.002
Fe 271.441	65.2907	ppb	3.4709	5.3	97.6022
K 766.491	1066.28	ppb	4.1150	0.4	36756.4
Mg 279.078	8048.58	ppb	28.5998	0.4	19273.2
Mn 257.610	8.0070	ppb	0.0988	1.2	631.781
Mo 202.032	0.7357	ppb	0.0721	9.8	10.6654
Na 330.237	12391.6	ppb	84.7611	0.7	643.940
Ni 231.604	0.9546	ppb	0.1681	17.6	8.6543
Pb 220.353	1.0527	ppb	2.0310	192.9	1.0406
Sb 206.834	0.4017	ppb	1.6902	420.8	0.8770
Se 196.026	-0.7640	ppb	1.8832	246.5	1.7119
Sn 189.925	0.5213	ppb	0.9678	185.7	-1.7758
Sr 216.596	106.103	ppb	0.7752	0.7	1482.40
Ti 334.941	5.9334	ppb	0.0449	0.8	557.700
Tl 190.794	0.7480	ppb	0.7557	101.0	-3.1661
V 292.401	-0.0172	ppb	0.0245	142.4	-6.3668
Zn 206.200	40.5755	ppb	0.6420	1.6	631.337

E10172012.wvq. All Data Report 10/22/2012, 11:23:18 AM

680-83717-a-2-b (Samp) 10/18/2012, 4:57:18 AM Rack 3, Tube 36

Weight: 1

Volume: 1

Dilution: 1

Label	Replicates Concentration		
Ag 328.068	-0.1675u	-0.0640u	-0.0306u
Al 308.215	82.8164	86.2455	83.0453
As 188.980	0.3734	3.1248	0.6546
B 249.678	15.4199	14.8796	15.0292
Ba 389.178	12.7200	12.6695	12.3753
Be 313.042	-0.0762u	-0.0911u	-0.0861u
Ca 370.602	26743	26733	26672
Cd 226.502	-0.2595u	-0.1328u	-0.0094
Co 228.615	-0.7040u	-0.1111u	-0.2627u
Cr 267.716	-0.3059u	-0.2153u	-0.1738u
Cu 324.754	12.6236	12.6929	12.8043
Fe 271.441	16.7510	14.9649	16.9766
K 766.491	1053.06	1048.81	1049.08
Mg 279.078	8103.98	8092.93	8058.17
Mn 257.610	0.1543	0.0922	0.1275
Mo 202.032	1.0218	0.5790	0.7987
Na 330.237	10806.6	10711.3	10617.4
Ni 231.604	0.8783	0.5069	1.6617
Pb 220.353	1.9746	2.2088	-0.7461u
Sb 206.834	-0.0992u	-1.9658u	-1.9651u
Se 196.026	-2.2346u	5.8288	9.7423
Sn 189.925	-0.3252u	0.9229	0.9745
Sr 216.596	104.227	105.121	105.398
Ti 334.941	0.4602	0.4303	0.3257
Tl 190.794	2.1007	1.0352	-2.9954u
V 292.401	-0.3263u	0.0075u	-0.0781u
Zn 206.200	43.2348	45.3027	44.8088

Label	Sol'n Conc.	Units	SD	%RSD	Int. (c/s)
Ag 328.068	-0.0874	ppb	0.0714	81.7	-8.1227
Al 308.215	84.0357	ppb	1.9171	2.3	806.605
As 188.980	1.3843	ppb	1.5139	109.4	-1.1875
B 249.678	15.1096	ppb	0.2790	1.8	245.992
Ba 389.178	12.5883	ppb	0.1861	1.5	261.520
Be 313.042	-0.0844	ppb	0.0076	9.0	-210.789
Ca 370.602	26716	ppb	38.45	0.1	108928
Cd 226.502	-0.1339	ppb	0.1251	93.4	0.2858
Co 228.615	-0.3592	ppb	0.3080	85.7	0.8099
Cr 267.716	-0.2317	ppb	0.0676	29.2	28.4464
Cu 324.754	12.7069	ppb	0.0912	0.7	1028.26
Fe 271.441	16.2308	ppb	1.1021	6.8	21.4307
K 766.491	1050.32	ppb	2.3765	0.2	36211.5
Mg 279.078	8085.02	ppb	23.9034	0.3	19360.6
Mn 257.610	0.1247	ppb	0.0311	25.0	61.1322
Mo 202.032	0.7998	ppb	0.2214	27.7	11.1874
Na 330.237	10711.8	ppb	94.5996	0.9	556.257
Ni 231.604	1.0156	ppb	0.5895	58.0	8.8676
Pb 220.353	1.1458	ppb	1.6426	143.4	1.2033
Sb 206.834	-1.3434	ppb	1.0775	80.2	-1.6907
Se 196.026	4.4455	ppb	6.1071	137.4	4.0392
Sn 189.925	0.5241	ppb	0.7359	140.4	-1.7736
Sr 216.596	104.915	ppb	0.6119	0.6	1465.76
Ti 334.941	0.4054	ppb	0.0706	17.4	15.3625
Tl 190.794	0.0468	ppb	2.6879	5739.7	-4.2442
V 292.401	-0.1323	ppb	0.1734	131.0	-9.4250
Zn 206.200	44.4488	ppb	1.0799	2.4	6877025

E10172012.wvq. All Data Report 10/22/2012, 11:23:18 AM

680-83717-a-3-b (Samp) 10/18/2012, 5:14:45 AM Rack 3, Tube 39

Weight: 1

Volume: 1

Dilution: 1

Label	Replicates Concentration		
Ag 328.068	0.5163	0.5325	0.5681
Al 308.215	65.3150	66.3593	65.6613
As 188.980	1.1849	2.0657	0.7281
B 249.678	22.5985	21.9103	21.1076
Ba 389.178	8.8725	8.9307	8.1740
Be 313.042	-0.0426u	-0.0262u	-0.0564u
Ca 370.602	21653	21595	21602
Cd 226.502	-0.2436u	-0.2193u	-0.2041u
Co 228.615	-1.2900u	-0.6146u	-0.4290u
Cr 267.716	0.1293	0.4145	0.2759
Cu 324.754	25.1731	24.4118	24.5294
Fe 271.441	31.3737	29.6458	30.4897
K 766.491	1091.41	1089.82	1096.18
Mg 279.078	4135.54	4123.22	4112.27
Mn 257.610	1.6694	1.6904	1.4967
Mo 202.032	1.2619	0.9368	1.1801
Na 330.237	44641.5	44357.2	44595.1
Ni 231.604	0.4179	0.4154	-0.5199u
Pb 220.353	1.6356	2.3859	0.7106
Sb 206.834	-0.2538u	-0.3556u	-1.9257u
Se 196.026	16.1815	15.7391	12.8007
Sn 189.925	0.2473	1.1880	-0.2946u
Sr 216.596	84.3908	83.6038	83.7215
Ti 334.941	3.1866	3.2081	3.2543
Tl 190.794	4.1060	3.1000	2.2888
V 292.401	0.6318	0.7396	0.8585
Zn 206.200	58.4543	58.0635	58.4195

Label	Sol'n Conc.	Units	SD	%RSD	Int. (c/s)
Ag 328.068	0.5390	ppb	0.0265	4.9	31.6292
Al 308.215	65.7785	ppb	0.5319	0.8	689.930
As 188.980	1.3262	ppb	0.6799	51.3	-1.2382
B 249.678	21.8722	ppb	0.7462	3.4	336.625
Ba 389.178	8.6590	ppb	0.4211	4.9	179.017
Be 313.042	-0.0417	ppb	0.0151	36.2	-152.239
Ca 370.602	21617	ppb	31.78	0.1	88137
Cd 226.502	-0.2223	ppb	0.0199	9.0	-4.9395
Co 228.615	-0.7779	ppb	0.4531	58.2	-4.5525
Cr 267.716	0.2732	ppb	0.1426	52.2	53.0048
Cu 324.754	24.7048	ppb	0.4098	1.7	1784.89
Fe 271.441	30.5030	ppb	0.8640	2.8	43.4559
K 766.491	1092.47	ppb	3.3136	0.3	37650.6
Mg 279.078	4123.68	ppb	11.6435	0.3	9877.36
Mn 257.610	1.6188	ppb	0.1063	6.6	163.788
Mo 202.032	1.1263	ppb	0.1691	15.0	13.8412
Na 330.237	44531.3	ppb	152.517	0.3	2321.87
Ni 231.604	0.1045	ppb	0.5408	517.6	5.5145
Pb 220.353	1.5774	ppb	0.8392	53.2	1.9461
Sb 206.834	-0.8450	ppb	0.9372	110.9	-0.9572
Se 196.026	14.9071	ppb	1.8376	12.3	8.7131
Sn 189.925	0.3802	ppb	0.7502	197.3	-1.9027
Sr 216.596	83.9054	ppb	0.4245	0.5	1173.17
Ti 334.941	3.2164	ppb	0.0346	1.1	290.209
Tl 190.794	3.1650	ppb	0.9103	28.8	0.5177
V 292.401	0.7433	ppb	0.1134	15.3	13.4380
Zn 206.200	58.3124	ppb	0.2163	0.4	885201

E10172012.wvq. All Data Report 10/22/2012, 11:23:18 AM

680-83717-a-4-b (Samp) 10/18/2012, 5:20:33 AM Rack 3, Tube 40

Weight: 1

Volume: 1

Dilution: 1

Label	Replicates Concentration		
Ag 328.068	0.4598	0.2529	-0.0844u
Al 308.215	73.9758	69.0964	70.2652
As 188.980	2.4746	4.5687	-1.4472u
B 249.678	18.5772	18.5535	17.5933
Ba 389.178	8.0153	8.4185	8.7701
Be 313.042	-0.0525u	-0.0569u	-0.0643u
Ca 370.602	22453	21926	21967
Cd 226.502	-0.1982u	-0.2742u	-0.3398u
Co 228.615	-0.4720u	-0.6356u	-0.7387u
Cr 267.716	0.0036	0.0595	-0.0112
Cu 324.754	14.8905	14.6900	14.7539
Fe 271.441	28.3381	23.3141	22.9865
K 766.491	1138.80	1113.93	1116.26
Mg 279.078	4449.88	4337.36	4334.13
Mn 257.610	1.0186	1.0110	0.9391
Mo 202.032	0.6722	0.6766	0.7056
Na 330.237	45950.3	44849.4	45186.7
Ni 231.604	0.1565	-0.6398u	-0.1724u
Pb 220.353	3.6703	1.7010	-0.9845u
Sb 206.834	2.1647	-0.0131u	-0.8270u
Se 196.026	5.2705	8.4844	13.8053
Sn 189.925	0.1033	-0.0360u	1.5074
Sr 216.596	87.8760	86.2478	84.0965
Ti 334.941	3.6405	3.5380	3.5461
Tl 190.794	-1.7518u	1.3038	0.5539
V 292.401	0.2091	0.3848	0.4942
Zn 206.200	46.1911	46.8523	45.5910

Label	Sol'n Conc.	Units	SD	%RSD	Int. (c/s)
Ag 328.068	0.2094	ppb	0.2747	131.2	10.8288
Al 308.215	71.1125	ppb	2.5476	3.6	723.994
As 188.980	1.8654	ppb	3.0539	163.7	-0.7982
B 249.678	18.2413	ppb	0.5614	3.1	287.963
Ba 389.178	8.4013	ppb	0.3777	4.5	174.106
Be 313.042	-0.0579	ppb	0.0060	10.3	-175.916
Ca 370.602	22115	ppb	292.8	1.3	90171
Cd 226.502	-0.2707	ppb	0.0708	26.2	-7.3116
Co 228.615	-0.6154	ppb	0.1345	21.9	-2.4192
Cr 267.716	0.0173	ppb	0.0373	215.6	40.8615
Cu 324.754	14.7782	ppb	0.1024	0.7	1158.91
Fe 271.441	24.8795	ppb	2.9996	12.1	34.7415
K 766.491	1122.99	ppb	13.7338	1.2	38692.8
Mg 279.078	4373.79	ppb	65.9179	1.5	10476.1
Mn 257.610	0.9895	ppb	0.0439	4.4	118.573
Mo 202.032	0.6848	ppb	0.0182	2.7	10.2500
Na 330.237	45328.8	ppb	564.052	1.2	2363.57
Ni 231.604	-0.2186	ppb	0.4001	183.1	4.3918
Pb 220.353	1.4622	ppb	2.3366	159.8	1.7481
Sb 206.834	0.4415	ppb	1.5468	350.3	0.9372
Se 196.026	9.1867	ppb	4.3105	46.9	6.1574
Sn 189.925	0.5249	ppb	0.8537	162.6	-1.7613
Sr 216.596	86.0734	ppb	1.8958	2.2	1203.39
Ti 334.941	3.5749	ppb	0.0570	1.6	325.367
Tl 190.794	0.0353	ppb	1.5925	4509.2	-4.2576
V 292.401	0.3627	ppb	0.1438	39.6	3.7021
Zn 206.200	46.2115	ppb	0.6309	1.4	251.335

E10172012.wvq. All Data Report 10/22/2012, 11:23:18 AM

680-83717-a-5-b (Samp) 10/18/2012, 5:26:21 AM Rack 3, Tube 41
 Weight: 1 Volume: 1 Dilution: 1

Label	Replicates Concentration		
Ag 328.068	-0.0614u	-0.1478u	0.0259
Al 308.215	32.7469	32.9783	33.0976
As 188.980	4.3130	0.7552	3.7481
B 249.678	15.7876	16.3537	16.5516
Ba 389.178	12.9085	12.6840	13.3418
Be 313.042	-0.0824u	-0.0965u	-0.0594u
Ca 370.602	26132	26109	26121
Cd 226.502	-0.0439	-0.2740u	-0.1892u
Co 228.615	-0.5742u	-0.4976u	-0.4378u
Cr 267.716	-0.1129u	-0.2243u	-0.1902u
Cu 324.754	48.1503	48.6872	48.2134
Fe 271.441	4.1627	4.4909	2.8573
K 766.491	1071.47	1072.91	1073.61
Mg 279.078	7722.92	7703.18	7709.87
Mn 257.610	-0.2032u	-0.2685u	-0.3581u
Mo 202.032	0.5981	0.6261	0.4762
Na 330.237	16186.4	16530.7	16296.0
Ni 231.604	1.2818	0.3536	-0.4213u
Pb 220.353	1.0045	3.6963	1.8813
Sb 206.834	-1.6533u	1.4643	1.1318
Se 196.026	-2.8280u	0.4972	-0.5727u
Sn 189.925	-0.0789u	0.9199	0.1086
Sr 216.596	105.040	103.209	103.509
Ti 334.941	0.2090	0.2944	0.2067
Tl 190.794	-1.5694u	1.4455	0.1478
V 292.401	0.0583u	0.3115	0.0613u
Zn 206.200	34.4979	33.4550	33.8329

Label	Sol'n Conc.	Units	SD	%RSD	Int. (c/s)
Ag 328.068	-0.0611	ppb	0.0868	142.1	-6.4419
Al 308.215	32.9409	ppb	0.1783	0.5	479.879
As 188.980	2.9388	ppb	1.9120	65.1	0.0752
B 249.678	16.2310	ppb	0.3965	2.4	261.030
Ba 389.178	12.9781	ppb	0.3344	2.6	268.946
Be 313.042	-0.0794	ppb	0.0187	23.5	-204.034
Ca 370.602	26121	ppb	11.54	0.0	106508
Cd 226.502	-0.1690	ppb	0.1164	68.8	-1.6311
Co 228.615	-0.5032	ppb	0.0684	13.6	-1.0539
Cr 267.716	-0.1758	ppb	0.0571	32.5	31.1914
Cu 324.754	48.3503	ppb	0.2935	0.6	3275.96
Fe 271.441	3.8370	ppb	0.8641	22.5	2.1573
K 766.491	1072.67	ppb	1.0898	0.1	36974.4
Mg 279.078	7711.99	ppb	10.0419	0.1	18467.6
Mn 257.610	-0.2766	ppb	0.0778	28.1	31.5634
Mo 202.032	0.5668	ppb	0.0797	14.1	9.2903
Na 330.237	16337.7	ppb	175.890	1.1	850.045
Ni 231.604	0.4047	ppb	0.8527	210.7	6.7131
Pb 220.353	2.1940	ppb	1.3729	62.6	3.0100
Sb 206.834	0.3143	ppb	1.7120	544.8	0.7463
Se 196.026	-0.9678	ppb	1.6975	175.4	1.6206
Sn 189.925	0.3166	ppb	0.5309	167.7	-1.9737
Sr 216.596	103.919	ppb	0.9820	0.9	1451.83
Ti 334.941	0.2367	ppb	0.0500	21.1	-1.3438
Tl 190.794	0.0080	ppb	1.5123	18894.1	-4.3010
V 292.401	0.1437	ppb	0.1453	101.1	-2.2909
Zn 206.200	33.9286	ppb	0.5280	192.6	53.5695

E10172012.wvq. All Data Report 10/22/2012, 11:23:18 AM

680-83717-a-6-b (Samp) 10/18/2012, 5:32:11 AM Rack 3, Tube 42

Weight: 1

Volume: 1

Dilution: 1

Label	Replicates Concentration		
Ag 328.068	-0.0787u	-0.0006u	-0.3926u
Al 308.215	26.0305	28.6617	24.4324
As 188.980	-0.8980u	-0.5507u	2.0486
B 249.678	17.6089	18.2480	17.6288
Ba 389.178	14.0379	14.5879	13.6104
Be 313.042	-0.0765u	-0.0792u	-0.0738u
Ca 370.602	27959	28395	27607
Cd 226.502	-0.1992u	-0.1830u	-0.0762u
Co 228.615	-0.2692u	-0.3969u	-0.2628u
Cr 267.716	-0.2639u	-0.3466u	-0.3574u
Cu 324.754	419.040	433.201	418.981
Fe 271.441	24.8064	27.2415	28.0922
K 766.491	1250.58	1262.95	1235.46
Mg 279.078	8582.31	8689.69	8489.19
Mn 257.610	0.9775	1.0344	0.9470
Mo 202.032	0.3351	0.9007	0.4155
Na 330.237	12447.0	12503.6	12356.8
Ni 231.604	1.9188	1.2633	1.9466
Pb 220.353	1.8434	-0.5177u	2.0316
Sb 206.834	-1.1155u	-0.6338u	-1.8594u
Se 196.026	-2.8226u	3.8010	-2.7869u
Sn 189.925	0.6240	-2.1935u	-0.6557u
Sr 216.596	115.681	118.947	114.594
Ti 334.941	0.1203	0.2580	0.0993
Tl 190.794	1.2179	0.7496	0.7566
V 292.401	-0.2786u	-0.0072u	-0.0137u
Zn 206.200	91.4523	93.1858	90.2524

Label	Sol'n Conc.	Units	SD	%RSD	Int. (c/s)
Ag 328.068	-0.1573	ppb	0.2075	131.9	-12.6547
Al 308.215	26.3748	ppb	2.1356	8.1	437.867
As 188.980	0.2000	ppb	1.6103	805.3	-2.1490
B 249.678	17.8286	ppb	0.3634	2.0	282.429
Ba 389.178	14.0787	ppb	0.4900	3.5	291.699
Be 313.042	-0.0765	ppb	0.0027	3.5	-198.908
Ca 370.602	27987	ppb	395.0	1.4	114103
Cd 226.502	-0.1528	ppb	0.0668	43.7	-0.4903
Co 228.615	-0.3096	ppb	0.0757	24.4	1.4587
Cr 267.716	-0.3226	ppb	0.0512	15.9	24.1584
Cu 324.754	423.741	ppb	8.1927	1.9	26948.4
Fe 271.441	26.7134	ppb	1.7054	6.4	37.7509
K 766.491	1249.66	ppb	13.7713	1.1	43017.4
Mg 279.078	8587.06	ppb	100.337	1.2	20562.4
Mn 257.610	0.9863	ppb	0.0444	4.5	124.226
Mo 202.032	0.5504	ppb	0.3060	55.6	9.1559
Na 330.237	12435.8	ppb	74.0315	0.6	645.937
Ni 231.604	1.7096	ppb	0.3868	22.6	11.3186
Pb 220.353	1.1191	ppb	1.4207	126.9	1.1609
Sb 206.834	-1.2029	ppb	0.6174	51.3	-1.4816
Se 196.026	-0.6028	ppb	3.8138	632.6	1.7838
Sn 189.925	-0.7417	ppb	1.4107	190.2	-3.0048
Sr 216.596	116.407	ppb	2.2654	1.9	1625.32
Ti 334.941	0.1592	ppb	0.0862	54.2	-8.8270
Tl 190.794	0.9080	ppb	0.2684	29.6	-2.9301
V 292.401	-0.0998	ppb	0.1549	155.1	-8.7309
Zn 206.200	91.6302	ppb	1.4747	1.6	136.540

E10172012.wvq. All Data Report 10/22/2012, 11:23:18 AM

680-83717-a-7-b (Samp) 10/18/2012, 5:37:59 AM Rack 3, Tube 43

Weight: 1

Volume: 1

Dilution: 1

Label	Replicates Concentration		
Ag 328.068	-0.1662u	-0.3176u	-0.1193u
Al 308.215	24.7039	24.3068	22.6875
As 188.980	2.5645	0.6054	3.1790
B 249.678	17.0375	17.1052	17.8582
Ba 389.178	13.8384	14.7598	15.4172
Be 313.042	-0.0753u	-0.0784u	-0.0897u
Ca 370.602	27797	27678	27650
Cd 226.502	-0.0237	-0.1230u	-0.0490
Co 228.615	-0.6784u	-0.1255u	-0.5939u
Cr 267.716	-0.3825u	-0.3570u	-0.4123u
Cu 324.754	341.131	336.517	336.715
Fe 271.441	85.6029	82.8924	86.5763
K 766.491	1238.45	1230.38	1230.40
Mg 279.078	8465.36	8449.30	8467.10
Mn 257.610	4.5214	4.6189	4.6146
Mo 202.032	0.9769	0.4344	0.4994
Na 330.237	12339.7	12318.5	12238.5
Ni 231.604	2.6805	2.1592	3.4546
Pb 220.353	3.9034	1.9425	2.9846
Sb 206.834	-1.6835u	-0.5327u	-0.4785u
Se 196.026	-2.5026u	2.4292	0.7210
Sn 189.925	-0.8174u	-0.9631u	1.7071
Sr 216.596	114.048	114.539	114.765
Ti 334.941	0.3905	0.4207	0.4264
Tl 190.794	2.0104	2.6548	-1.1852u
V 292.401	0.0133u	0.0417u	0.0323u
Zn 206.200	117.916	119.024	118.658

Label	Sol'n Conc.	Units	SD	%RSD	Int. (c/s)
Ag 328.068	-0.2010	ppb	0.1036	51.6	-15.4033
Al 308.215	23.8994	ppb	1.0682	4.5	422.046
As 188.980	2.1163	ppb	1.3441	63.5	-0.5916
B 249.678	17.3336	ppb	0.4556	2.6	275.758
Ba 389.178	14.6718	ppb	0.7931	5.4	303.429
Be 313.042	-0.0811	ppb	0.0076	9.4	-205.737
Ca 370.602	27708	ppb	78.00	0.3	112943
Cd 226.502	-0.0652	ppb	0.0516	79.1	4.0457
Co 228.615	-0.4659	ppb	0.2978	63.9	-0.5595
Cr 267.716	-0.3839	ppb	0.0277	7.2	21.2620
Cu 324.754	338.121	ppb	2.6087	0.8	21549.2
Fe 271.441	85.0239	ppb	1.9090	2.2	128.281
K 766.491	1233.08	ppb	4.6519	0.4	42451.2
Mg 279.078	8460.59	ppb	9.8109	0.1	20259.6
Mn 257.610	4.5850	ppb	0.0551	1.2	384.627
Mo 202.032	0.6369	ppb	0.2962	46.5	9.8563
Na 330.237	12298.9	ppb	53.3758	0.4	638.615
Ni 231.604	2.7648	ppb	0.6518	23.6	15.0093
Pb 220.353	2.9435	ppb	0.9811	33.3	4.3041
Sb 206.834	-0.8982	ppb	0.6806	75.8	-1.0334
Se 196.026	0.2159	ppb	2.5044	1160.1	2.1497
Sn 189.925	-0.0245	ppb	1.5013	6132.1	-2.3066
Sr 216.596	114.451	ppb	0.3664	0.3	1598.24
Ti 334.941	0.4125	ppb	0.0193	4.7	16.0296
Tl 190.794	1.1600	ppb	2.0564	177.3	-2.5518
V 292.401	0.0291	ppb	0.0145	49.7	-5.3700
Zn 206.200	118.533	ppb	0.5647	0.5	175.209

E10172012.wvq. All Data Report 10/22/2012, 11:23:18 AM

680-83717-a-8-b (Samp) 10/18/2012, 5:43:48 AM Rack 3, Tube 44

Weight: 1

Volume: 1

Dilution: 1

Label	Replicates Concentration		
Ag 328.068	-0.2796u	-0.3800u	-0.2212u
Al 308.215	30.6661	26.0264	24.3159
As 188.980	2.1627	0.5369	2.4581
B 249.678	18.2449	17.1231	17.1818
Ba 389.178	15.2800	14.8618	14.1566
Be 313.042	-0.0743u	-0.0945u	-0.0784u
Ca 370.602	28788	27911	27219
Cd 226.502	-0.0204	-0.0857u	-0.1629u
Co 228.615	-0.2598u	-0.3940u	-0.5604u
Cr 267.716	-0.2307u	-0.3946u	-0.2674u
Cu 324.754	200.442	195.957	188.147
Fe 271.441	69.2359	71.2022	70.0001
K 766.491	1275.73	1241.72	1217.78
Mg 279.078	8783.30	8564.78	8363.07
Mn 257.610	3.0157	2.8621	2.8116
Mo 202.032	0.6263	1.1881	0.9538
Na 330.237	13019.8	12625.5	12040.2
Ni 231.604	2.4534	3.2718	2.3780
Pb 220.353	1.7758	4.3166	1.0260
Sb 206.834	-0.6469u	1.5961	0.3846
Se 196.026	2.7338	2.1256	-9.5105u
Sn 189.925	0.1969	0.5325	-0.6928u
Sr 216.596	118.400	116.128	113.815
Ti 334.941	0.3499	0.1617	0.1220
Tl 190.794	0.1577	-0.4563u	0.5811
V 292.401	0.0257u	0.1461u	-0.1360u
Zn 206.200	129.112	126.913	124.172

Label	Sol'n Conc.	Units	SD	%RSD	Int. (c/s)
Ag 328.068	-0.2936	ppb	0.0803	27.3	-21.2540
Al 308.215	27.0028	ppb	3.2858	12.2	441.902
As 188.980	1.7192	ppb	1.0345	60.2	-0.9149
B 249.678	17.5166	ppb	0.6314	3.6	278.221
Ba 389.178	14.7661	ppb	0.5678	3.8	305.390
Be 313.042	-0.0824	ppb	0.0107	12.9	-207.558
Ca 370.602	27973	ppb	786.5	2.8	114027
Cd 226.502	-0.0897	ppb	0.0713	79.6	2.8011
Co 228.615	-0.4047	ppb	0.1506	37.2	0.2181
Cr 267.716	-0.2976	ppb	0.0860	28.9	25.3614
Cu 324.754	194.849	ppb	6.2217	3.2	12514.3
Fe 271.441	70.1461	ppb	0.9913	1.4	105.199
K 766.491	1245.08	ppb	29.1240	2.3	42860.8
Mg 279.078	8570.38	ppb	210.174	2.5	20522.5
Mn 257.610	2.8965	ppb	0.1063	3.7	262.509
Mo 202.032	0.9227	ppb	0.2822	30.6	12.1826
Na 330.237	12561.8	ppb	492.887	3.9	652.288
Ni 231.604	2.7010	ppb	0.4957	18.4	14.7895
Pb 220.353	2.3728	ppb	1.7247	72.7	3.3201
Sb 206.834	0.4446	ppb	1.1227	252.5	0.9350
Se 196.026	-1.5504	ppb	6.9004	445.1	1.3606
Sn 189.925	0.0122	ppb	0.6332	5192.4	-2.2707
Sr 216.596	116.114	ppb	2.2925	2.0	1621.49
Ti 334.941	0.2112	ppb	0.1217	57.6	-3.7292
Tl 190.794	0.0942	ppb	0.5216	554.0	-4.1781
V 292.401	0.0119	ppb	0.1416	1186.2	-5.9037
Zn 206.200	126.732	ppb	2.4746	1.95	257.998

E10172012.wvq. All Data Report 10/22/2012, 11:23:18 AM

680-83717-a-9-b (Samp) 10/18/2012, 5:49:36 AM Rack 3, Tube 45

Weight: 1

Volume: 1

Dilution: 1

Label	Replicates Concentration		
Ag 328.068	-0.1498u	-0.2280u	-0.3668u
Al 308.215	26.9779	24.0907	28.5558
As 188.980	2.5657	-0.7533u	1.1361
B 249.678	16.5192	16.7112	18.0045
Ba 389.178	15.6636	13.8530	15.3215
Be 313.042	-0.0922u	-0.0911u	-0.0900u
Ca 370.602	27686	26511	28775
Cd 226.502	-0.0518	-0.0933u	-0.0019
Co 228.615	-0.5279u	-0.5248u	-0.7427u
Cr 267.716	-0.1142u	-0.3014u	-0.3681u
Cu 324.754	253.865	244.005	259.292
Fe 271.441	33.3909	30.4835	34.9623
K 766.491	1250.10	1207.45	1295.67
Mg 279.078	8425.16	8093.99	8808.65
Mn 257.610	1.0394	1.0288	1.2021
Mo 202.032	0.8912	0.5044	0.8486
Na 330.237	12493.2	11894.2	12907.1
Ni 231.604	2.5170	1.4341	2.8651
Pb 220.353	2.4832	1.9053	1.0830
Sb 206.834	3.3852	-0.5829u	0.2626
Se 196.026	-3.9978u	0.0385	-0.7210u
Sn 189.925	0.0233	-1.9668u	-0.6238u
Sr 216.596	114.973	111.295	119.631
Ti 334.941	-0.0019u	0.2534	0.1516
Tl 190.794	1.3949	0.9423	-1.4695u
V 292.401	-0.2598u	-0.0872u	0.4770
Zn 206.200	90.0108	86.4309	93.4336

Label	Sol'n Conc.	Units	SD	%RSD	Int. (c/s)
Ag 328.068	-0.2482	ppb	0.1099	44.3	-18.3744
Al 308.215	26.5415	ppb	2.2643	8.5	438.950
As 188.980	0.9828	ppb	1.6648	169.4	-1.5134
B 249.678	17.0783	ppb	0.8078	4.7	272.371
Ba 389.178	14.9460	ppb	0.9619	6.4	308.861
Be 313.042	-0.0911	ppb	0.0011	1.2	-220.444
Ca 370.602	27658	ppb	1133	4.1	112760
Cd 226.502	-0.0490	ppb	0.0457	93.3	4.6463
Co 228.615	-0.5985	ppb	0.1249	20.9	-2.2942
Cr 267.716	-0.2613	ppb	0.1316	50.4	27.0725
Cu 324.754	252.387	ppb	7.7498	3.1	16142.7
Fe 271.441	32.9456	ppb	2.2724	6.9	47.3920
K 766.491	1251.07	ppb	44.1156	3.5	43065.6
Mg 279.078	8442.60	ppb	357.649	4.2	20216.6
Mn 257.610	1.0901	ppb	0.0971	8.9	131.525
Mo 202.032	0.7481	ppb	0.2121	28.4	10.7638
Na 330.237	12431.5	ppb	509.266	4.1	645.733
Ni 231.604	2.2720	ppb	0.7463	32.8	13.2804
Pb 220.353	1.8238	ppb	0.7036	38.6	2.3740
Sb 206.834	1.0216	ppb	2.0901	204.6	1.7837
Se 196.026	-1.5601	ppb	2.1450	137.5	1.3561
Sn 189.925	-0.8558	ppb	1.0151	118.6	-3.1160
Sr 216.596	115.300	ppb	4.1776	3.6	1610.01
Ti 334.941	0.1344	ppb	0.1285	95.7	-11.2682
Tl 190.794	0.2892	ppb	1.5398	532.4	-3.8759
V 292.401	0.0434	ppb	0.3854	888.9	-5.0491
Zn 206.200	89.9585	ppb	3.5017	3.9	134.132

E10172012.wvq. All Data Report 10/22/2012, 11:23:18 AM

680-83717-a-10-b (Samp) **10/18/2012, 5:55:25 AM** **Rack 3, Tube 46**
Weight: 1 **Volume: 1** **Dilution: 1**

Label	Replicates Concentration		
Ag 328.068	-0.2187u	0.0864	-0.1998u
Al 308.215	74.9396	73.7877	79.8125
As 188.980	-0.5211u	0.3587	0.6974
B 249.678	14.5402	14.0755	15.3568
Ba 389.178	11.7216	11.8781	12.7013
Be 313.042	-0.0742u	-0.0768u	-0.0681u
Ca 370.602	25470	25418	26785
Cd 226.502	-0.0888u	-0.1629u	-0.2352u
Co 228.615	-0.4293u	-1.0291u	-0.2694u
Cr 267.716	-0.3608u	-0.0884u	-0.0578u
Cu 324.754	68.5401	68.0279	72.7645
Fe 271.441	29.8779	28.6860	35.5280
K 766.491	1045.33	1047.73	1090.35
Mg 279.078	8016.51	8008.48	8426.42
Mn 257.610	2.6474	2.5608	2.7330
Mo 202.032	0.6613	0.1165	0.3053
Na 330.237	19607.6	19327.1	20344.1
Ni 231.604	0.2749	2.0159	1.5307
Pb 220.353	5.0685	0.9875	0.7412
Sb 206.834	-1.0162u	-0.6543u	-1.7233u
Se 196.026	8.5241	0.7720	9.5856
Sn 189.925	-0.3877u	1.3816	-1.3697u
Sr 216.596	99.4038	97.8450	104.173
Ti 334.941	1.1379	1.2097	1.2482
Tl 190.794	-0.1956u	2.1810	0.1887
V 292.401	0.0614u	0.1267u	0.1328u
Zn 206.200	39.6561	40.2485	41.9005

Label	Sol'n Conc.	Units	SD	%RSD	Int. (c/s)
Ag 328.068	-0.1107	ppb	0.1710	154.4	-9.5539
Al 308.215	76.1799	ppb	3.1982	4.2	756.376
As 188.980	0.1783	ppb	0.6290	352.7	-2.1676
B 249.678	14.6575	ppb	0.6486	4.4	239.922
Ba 389.178	12.1003	ppb	0.5263	4.3	251.994
Be 313.042	-0.0730	ppb	0.0045	6.1	-195.008
Ca 370.602	25891	ppb	774.9	3.0	105558
Cd 226.502	-0.1623	ppb	0.0732	45.1	-1.2275
Co 228.615	-0.5759	ppb	0.4005	69.5	-1.9643
Cr 267.716	-0.1690	ppb	0.1668	98.7	31.5796
Cu 324.754	69.7775	ppb	2.5995	3.7	4627.19
Fe 271.441	31.3639	ppb	3.6551	11.7	44.8959
K 766.491	1061.14	ppb	25.3294	2.4	36580.9
Mg 279.078	8150.47	ppb	239.016	2.9	19517.2
Mn 257.610	2.6470	ppb	0.0861	3.3	243.830
Mo 202.032	0.3610	ppb	0.2766	76.6	7.6161
Na 330.237	19759.6	ppb	525.263	2.7	1028.60
Ni 231.604	1.2738	ppb	0.8985	70.5	9.7749
Pb 220.353	2.2658	ppb	2.4304	107.3	3.1330
Sb 206.834	-1.1313	ppb	0.5437	48.1	-1.3731
Se 196.026	6.2939	ppb	4.8114	76.4	4.8650
Sn 189.925	-0.1253	ppb	1.3943	1113.1	-2.4027
Sr 216.596	100.474	ppb	3.2970	3.3	1403.89
Ti 334.941	1.1986	ppb	0.0560	4.7	92.9549
Tl 190.794	0.7247	ppb	1.2757	176.0	-3.2070
V 292.401	0.1070	ppb	0.0396	37.0	-3.1771
Zn 206.200	40.6017	ppb	1.1631	2.8	631737

E10172012.wvq. All Data Report 10/22/2012, 11:23:18 AM

680-83717-a-11-b (Samp) **10/18/2012, 6:01:14 AM** **Rack 3, Tube 47****Weight: 1****Volume: 1****Dilution: 1**

Label	Replicates Concentration		
Ag 328.068	0.0042u	-0.3599u	-0.0973u
Al 308.215	27.4324	27.6981	29.2472
As 188.980	2.7840	0.3064	0.1857
B 249.678	27.6073	26.5208	27.1411
Ba 389.178	17.0862	18.3679	17.8069
Be 313.042	-0.0992u	-0.0922u	-0.0817u
Ca 370.602	29950	29941	30024
Cd 226.502	-0.0381	0.0373	-0.0046
Co 228.615	-0.3528u	-0.5027u	-0.8307u
Cr 267.716	-0.1860u	-0.1851u	-0.1593u
Cu 324.754	17.9377	17.9582	18.0473
Fe 271.441	59.4613	63.9647	60.3720
K 766.491	1686.89	1687.92	1692.50
Mg 279.078	9513.75	9507.45	9518.46
Mn 257.610	0.1876	0.0931	0.0959
Mo 202.032	1.6958	1.2005	2.0275
Na 330.237	18012.1	17792.4	17804.5
Ni 231.604	1.4572	3.1944	2.6975
Pb 220.353	0.5134	3.1536	2.2712
Sb 206.834	-0.7606u	1.9138	1.1421
Se 196.026	2.5915	-3.5957u	0.3419
Sn 189.925	-0.3659u	-0.1027u	2.0260
Sr 216.596	210.676	211.072	210.562
Ti 334.941	0.7639	0.9167	0.8932
Tl 190.794	0.7493	-0.0187u	-0.2165u
V 292.401	0.1820	0.2648	0.4696
Zn 206.200	33.4370	34.4636	33.6299

Label	Sol'n Conc.	Units	SD	%RSD	Int. (c/s)
Ag 328.068	-0.1510	ppb	0.1879	124.4	-13.2178
Al 308.215	28.1259	ppb	0.9801	3.5	449.131
As 188.980	1.0920	ppb	1.4666	134.3	-1.4256
B 249.678	27.0897	ppb	0.5451	2.0	406.540
Ba 389.178	17.7536	ppb	0.6425	3.6	365.857
Be 313.042	-0.0910	ppb	0.0088	9.7	-220.189
Ca 370.602	29972	ppb	45.61	0.2	122178
Cd 226.502	-0.0018	ppb	0.0377	2096.5	7.3493
Co 228.615	-0.5621	ppb	0.2444	43.5	-1.8357
Cr 267.716	-0.1768	ppb	0.0151	8.6	31.1866
Cu 324.754	17.9811	ppb	0.0583	0.3	1360.88
Fe 271.441	61.2660	ppb	2.3811	3.9	91.4358
K 766.491	1689.10	ppb	2.9909	0.2	58020.7
Mg 279.078	9513.22	ppb	5.5278	0.1	22779.6
Mn 257.610	0.1255	ppb	0.0538	42.8	63.1879
Mo 202.032	1.6413	ppb	0.4161	25.4	18.0284
Na 330.237	17869.7	ppb	123.445	0.7	929.912
Ni 231.604	2.4497	ppb	0.8947	36.5	13.9487
Pb 220.353	1.9794	ppb	1.3441	67.9	2.6404
Sb 206.834	0.7651	ppb	1.3765	179.9	1.3957
Se 196.026	-0.2208	ppb	3.1317	1418.5	1.9546
Sn 189.925	0.5191	ppb	1.3116	252.7	-1.7739
Sr 216.596	210.770	ppb	0.2680	0.1	2938.22
Ti 334.941	0.8579	ppb	0.0823	9.6	59.5933
Tl 190.794	0.1714	ppb	0.5102	297.7	-4.0650
V 292.401	0.3054	ppb	0.1480	48.5	1.1860
Zn 206.200	33.8435	ppb	0.5456	1981.6	537.4963

E10172012.wvq. All Data Report 10/22/2012, 11:23:18 AM

680-83691-d-1-b (Samp) 10/18/2012, 6:07:02 AM Rack 3, Tube 48

Weight: 1

Volume: 1

Dilution: 1

Label	Replicates Concentration		
Ag 328.068	-0.4239u	-0.2713u	-0.5598u
Al 308.215	8.6977	8.7990	8.0161
As 188.980	16.4333	14.1862	13.5243
B 249.678	30.4202	30.8671	30.8335
Ba 389.178	93.0971	93.4162	93.7190
Be 313.042	-0.0669u	-0.0819u	-0.0991u
Ca 370.602	27279	27394	27164
Cd 226.502	-0.0598	-0.0582	-0.1125u
Co 228.615	-0.4197u	-0.5710u	-0.6178u
Cr 267.716	-0.3101u	-0.2639u	-0.3740u
Cu 324.754	-0.2694u	-0.3496u	-0.0613u
Fe 271.441	130.662	129.453	132.685
K 766.491	3304.77	3359.54	3327.31
Mg 279.078	10070.9	10092.4	10003.0
Mn 257.610	12.1998	12.1314	12.3246
Mo 202.032	90.4986	93.5517	95.3573
Na 330.237	19166.9	19420.1	18973.7
Ni 231.604	0.2105	-0.0206	1.3669
Pb 220.353	2.2933	1.3094	1.0422
Sb 206.834	0.7159u	-1.4999u	1.4612
Se 196.026	23.9847	16.4139	9.7403
Sn 189.925	1.5564	-1.2772u	-0.4368u
Sr 216.596	4294.57	4288.65	4260.76
Ti 334.941	0.1754	0.2319	0.1288
Tl 190.794	-0.2169u	-0.4596u	-0.7706u
V 292.401	0.1950u	0.3245u	-0.0008u
Zn 206.200	1.9422	1.5851	1.3617

Label	Sol'n Conc.	Units	SD	%RSD	Int. (c/s)
Ag 328.068	-0.4183	ppb	0.1443	34.5	-70.2783
Al 308.215	8.5043	ppb	0.4258	5.0	326.190
As 188.980	14.7146	ppb	1.5248	10.4	9.6129
B 249.678	30.7069	ppb	0.2489	0.8	454.985
Ba 389.178	93.4108	ppb	0.3110	0.3	1876.83
Be 313.042	-0.0827	ppb	0.0161	19.5	-213.222
Ca 370.602	27279	ppb	114.9	0.4	111175
Cd 226.502	-0.0768	ppb	0.0309	40.3	3.5532
Co 228.615	-0.5362	ppb	0.1035	19.3	-4.4268
Cr 267.716	-0.3160	ppb	0.0553	17.5	24.6240
Cu 324.754	-0.2268	ppb	0.1488	65.6	214.714
Fe 271.441	130.934	ppb	1.6331	1.2	199.797
K 766.491	3330.54	ppb	27.5286	0.8	114062
Mg 279.078	10055.4	ppb	46.6960	0.5	24077.4
Mn 257.610	12.2186	ppb	0.0980	0.8	939.500
Mo 202.032	93.1359	ppb	2.4559	2.6	762.412
Na 330.237	19186.9	ppb	223.866	1.2	998.837
Ni 231.604	0.5190	ppb	0.7434	143.2	7.2162
Pb 220.353	1.5483	ppb	0.6589	42.6	1.7459
Sb 206.834	0.2257	ppb	1.5402	682.3	-0.5142
Se 196.026	16.7130	ppb	7.1269	42.6	9.5202
Sn 189.925	-0.0525	ppb	1.4553	2771.0	-2.3314
Sr 216.596	4281.33	ppb	18.0594	0.4	59547.5
Ti 334.941	0.1787	ppb	0.0516	28.9	-7.5368
Tl 190.794	-0.4824	ppb	0.2775	57.5	-5.2547
V 292.401	0.1729	ppb	0.1638	94.7	-14.1149
Zn 206.200	1.6297	ppb	0.2928	18.0	2572053

E10172012.wvq. All Data Report 10/22/2012, 11:23:18 AM

680-83691-c-2-b (Samp) 10/18/2012, 6:24:28 AM Rack 3, Tube 51

Weight: 1

Volume: 1

Dilution: 1

Label	Replicates Concentration		
Ag 328.068	-1.0132u	-0.8631u	-1.2263u
Al 308.215	9.4478	11.6101	9.6858
As 188.980	1.8662	-2.8404u	6.0392
B 249.678	87.6124	87.3994	85.5987
Ba 389.178	37.9118	38.1242	37.4682
Be 313.042	-0.0169u	-0.0210u	-0.0147u
Ca 370.602	50511	50673	50013
Cd 226.502	-0.1878u	-0.0646	-0.1571u
Co 228.615	-0.2883u	-0.5827u	-0.7445u
Cr 267.716	-0.1230u	0.1213	0.0531
Cu 324.754	0.2926	0.5906	0.2765
Fe 271.441	90.9619	88.9709	90.3641
K 766.491	9662.22	9713.13	9604.80
Mg 279.078	35361.8	35412.6	35015.8
Mn 257.610	13.0787	13.0695	12.9514
Mo 202.032	1.1484	1.7096	1.2649
Na 330.237	223333x	223521x	221350x
Ni 231.604	2.7446	2.9389	2.7531
Pb 220.353	0.9614	1.4596	1.7237
Sb 206.834	0.6972	-0.9099u	2.3701
Se 196.026	9.9512	2.4842	5.5943
Sn 189.925	2.8719	-1.2474u	1.9816
Sr 216.596	14240.3x	14474.3x	14321.3x
Ti 334.941	-0.0230u	0.0672	0.1218
Tl 190.794	1.8049	2.5681	2.3777
V 292.401	0.5136	0.2463u	0.4393
Zn 206.200	1.4877	1.4132	1.8394

Label	Sol'n Conc.	Units	SD	%RSD	Int. (c/s)
Ag 328.068	-1.0342b	ppb	0.1825	17.6	-208.508
Al 308.215	10.2479b	ppb	1.1857	11.6	334.791
As 188.980	1.6883b	ppb	4.4425	263.1	-0.9428
B 249.678	86.8702b	ppb	1.1063	1.3	1207.81
Ba 389.178	37.8347b	ppb	0.3347	0.9	795.346
Be 313.042	-0.0175b	ppb	0.0032	18.2	-125.193
Ca 370.602	50399b	ppb	343.5	0.7	205429
Cd 226.502	-0.1365b	ppb	0.0641	47.0	1.9525
Co 228.615	-0.5385b	ppb	0.2313	43.0	-1.5288
Cr 267.716	0.0171b	ppb	0.1261	735.4	43.8907
Cu 324.754	0.3866b	ppb	0.1769	45.8	251.338
Fe 271.441	90.0990b	ppb	1.0216	1.1	136.705
K 766.491	9660.05b	ppb	54.1982	0.6	330163
Mg 279.078	35263.4b	ppb	215.907	0.6	84423.6
Mn 257.610	13.0332b	ppb	0.0710	0.5	1033.00
Mo 202.032	1.3743b	ppb	0.2962	21.5	15.8545
Na 330.237	222735xb	ppb	1202.71	0.5	11623.6
Ni 231.604	2.8122b	ppb	0.1098	3.9	16.3055
Pb 220.353	1.3816b	ppb	0.3871	28.0	1.6165
Sb 206.834	0.7191b	ppb	1.6401	228.1	1.3347
Se 196.026	6.0099b	ppb	3.7508	62.4	4.7383
Sn 189.925	1.2020b	ppb	2.1675	180.3	-1.0161
Sr 216.596	14345.3xb	ppb	118.855	0.8	199514
Ti 334.941	0.0554b	ppb	0.0731	132.1	-24.1130
Tl 190.794	2.2502b	ppb	0.3972	17.7	-0.8760
V 292.401	0.3997b	ppb	0.1380	34.5	-0.4488
Zn 206.200	1.5801b	ppb	0.2277	14.4	7.8221

E10172012.wvq. All Data Report 10/22/2012, 11:23:18 AM

680-83691-b-3-d (Samp) **10/18/2012, 6:30:17 AM** **Rack 3, Tube 52****Weight: 1****Volume: 1****Dilution: 1**

Label	Replicates Concentration		
Ag 328.068	-1.0993u	-0.9643u	-0.8637u
Al 308.215	7.1417	7.3457	6.8966
As 188.980	4.0191	3.5633	-1.1707u
B 249.678	96.9393	97.1073	96.8232
Ba 389.178	24.4752	23.9601	23.4039
Be 313.042	-0.0324u	-0.0587u	-0.0440u
Ca 370.602	46751	46804	46582
Cd 226.502	-0.0468	-0.0566	-0.0692
Co 228.615	-0.4895u	-0.6597u	-0.5047u
Cr 267.716	-0.1916u	-0.2976u	-0.3733u
Cu 324.754	0.2385	-0.0412u	0.0372
Fe 271.441	8.4411	9.9242	12.4600
K 766.491	9644.37	9663.19	9600.44
Mg 279.078	38559.7	38537.6	38525.6
Mn 257.610	-0.5979	-0.5009	-0.5758
Mo 202.032	7.0404	7.0161	6.5431
Na 330.237	186385x	187628x	185987x
Ni 231.604	2.1893	1.4299	1.8709
Pb 220.353	2.9883	0.1966	2.3924
Sb 206.834	0.6937	0.6380	1.7854
Se 196.026	2.0633	7.1102	7.3807
Sn 189.925	-0.5570u	0.3687	1.6328
Sr 216.596	13931.6x	14299.5x	14168.7x
Ti 334.941	-0.1636u	-0.1992u	-0.0330u
Tl 190.794	1.5345	0.4626	0.9437
V 292.401	0.1390u	0.2933u	0.1182u
Zn 206.200	0.9056	1.9992	-0.1336

Label	Sol'n Conc.	Units	SD	%RSD	Int. (c/s)
Ag 328.068	-0.9758b	ppb	0.1182	12.1	-203.110
Al 308.215	7.1280b	ppb	0.2249	3.2	314.976
As 188.980	2.1372b	ppb	2.8738	134.5	-0.5777
B 249.678	96.9566b	ppb	0.1429	0.1	1343.06
Ba 389.178	23.9464b	ppb	0.5358	2.2	522.827
Be 313.042	-0.0451b	ppb	0.0132	29.2	-163.837
Ca 370.602	46712b	ppb	115.8	0.2	190437
Cd 226.502	-0.0575b	ppb	0.0113	19.6	5.5001
Co 228.615	-0.5513b	ppb	0.0942	17.1	-1.8750
Cr 267.716	-0.2875b	ppb	0.0912	31.7	28.7826
Cu 324.754	0.0782b	ppb	0.1443	184.6	232.012
Fe 271.441	10.2751b	ppb	2.0323	19.8	12.6664
K 766.491	9636.00b	ppb	32.1989	0.3	329342
Mg 279.078	38541.0b	ppb	17.2905	0.0	92270.0
Mn 257.610	-0.5582b	ppb	0.0509	9.1	53.4742
Mo 202.032	6.8665b	ppb	0.2804	4.1	60.5430
Na 330.237	186667xb	ppb	856.132	0.5	9740.60
Ni 231.604	1.8300b	ppb	0.3814	20.8	12.9997
Pb 220.353	1.8591b	ppb	1.4703	79.1	2.4241
Sb 206.834	1.0390b	ppb	0.6470	62.3	1.7341
Se 196.026	5.5181b	ppb	2.9950	54.3	4.5183
Sn 189.925	0.4815b	ppb	1.0992	228.3	-1.7341
Sr 216.596	14133.2xb	ppb	186.500	1.3	196564
Ti 334.941	-0.1320b	ppb	0.0875	66.3	-41.5257
Tl 190.794	0.9802b	ppb	0.5369	54.8	-2.8320
V 292.401	0.1835b	ppb	0.0956	52.1	-5.9030
Zn 206.200	0.9237b	ppb	1.0665	115.5	6.9691

E10172012.wvq. All Data Report 10/22/2012, 11:23:18 AM

680-83691-b-3-e ms (Samp) **10/18/2012, 6:36:06 AM** **Rack 3, Tube 53****Weight: 1****Volume: 1****Dilution: 1**

Label	Replicates Concentration		
Ag 328.068	15.8496	16.0420	15.5146
Al 308.215	2012.73	2026.82	2029.36
As 188.980	40.3200	42.8302	45.5120
B 249.678	170.480	174.020	176.143
Ba 389.178	61.2602	61.7598	61.9344
Be 313.042	19.9087	20.0873	20.1804
Ca 370.602	47778	48096	48248
Cd 226.502	20.1320	20.2138	20.3836
Co 228.615	19.6382	19.2156	21.0858
Cr 267.716	39.0643	39.3285	39.6035
Cu 324.754	40.5487	40.5779	40.8023
Fe 271.441	2018.25	2028.37	2024.93
K 766.491	11950.4	12017.7	12012.3
Mg 279.078	39708.8	40041.6	40359.6
Mn 257.610	202.783	206.447	209.396
Mo 202.032	44.6859	45.7559	46.0249
Na 330.237	184288x	187777x	186836x
Ni 231.604	42.0853	40.4605	42.2411
Pb 220.353	20.4242	20.3012	19.8549
Sb 206.834	16.6735	18.4873	19.4123
Se 196.026	21.0062	16.1626	12.2558
Sn 189.925	33.4107	32.8145	30.0438
Sr 216.596	13803.8x	13692.8x	14016.3x
Ti 334.941	40.6832	41.2988	41.7935
Tl 190.794	16.1262	15.6243	16.6773
V 292.401	40.3293	40.5197	40.5792
Zn 206.200	41.2851	40.4767	42.5265

Label	Sol'n Conc.	Units	SD	%RSD	Int. (c/s)
Ag 328.068	15.8020b	ppb	0.2669	1.7	856.886
Al 308.215	2022.97b	ppb	8.9606	0.4	13210.3
As 188.980	42.8874b	ppb	2.5965	6.1	32.2505
B 249.678	173.548b	ppb	2.8609	1.6	2368.36
Ba 389.178	61.6514b	ppb	0.3499	0.6	1277.53
Be 313.042	20.0588b	ppb	0.1381	0.7	29360.9
Ca 370.602	48041b	ppb	239.5	0.5	194991
Cd 226.502	20.2431b	ppb	0.1283	0.6	1023.51
Co 228.615	19.9799b	ppb	0.9808	4.9	264.304
Cr 267.716	39.3321b	ppb	0.2696	0.7	1910.90
Cu 324.754	40.6430b	ppb	0.1388	0.3	2791.15
Fe 271.441	2023.85b	ppb	5.1429	0.3	3142.49
K 766.491	11993.5b	ppb	37.3666	0.3	409830
Mg 279.078	40036.7b	ppb	325.457	0.8	95847.9
Mn 257.610	206.209b	ppb	3.3130	1.6	15026.5
Mo 202.032	45.4889b	ppb	0.7083	1.6	374.684
Na 330.237	186300xb	ppb	1804.81	1.0	9720.43
Ni 231.604	41.5956b	ppb	0.9861	2.4	152.357
Pb 220.353	20.1935b	ppb	0.2996	1.5	33.9009
Sb 206.834	18.1910b	ppb	1.3932	7.7	26.7600
Se 196.026	16.4749b	ppb	4.3835	26.6	9.4205
Sn 189.925	32.0897b	ppb	1.7967	5.6	29.0434
Sr 216.596	13837.6xb	ppb	164.347	1.2	192455
Ti 334.941	41.2585b	ppb	0.5563	1.3	4020.11
Tl 190.794	16.1426b	ppb	0.5267	3.3	20.3646
V 292.401	40.4761b	ppb	0.1306	0.3	1019.98
Zn 206.200	41.4294b	ppb	1.0325	2.5	650120

E10172012.wvq. All Data Report 10/22/2012, 11:23:18 AM

680-83691-b-3-f msd (Samp) 10/18/2012, 6:41:54 AM Rack 3, Tube 54**Weight: 1****Volume: 1****Dilution: 1**

Label	Replicates Concentration		
Ag 328.068	15.6467	15.7476	15.6737
Al 308.215	2063.57	2058.99	2062.93
As 188.980	38.8583	39.9060	42.1822
B 249.678	175.562	176.879	177.769
Ba 389.178	63.3700	63.0671	62.7960
Be 313.042	20.4523	20.4858	20.4857
Ca 370.602	48415	48420	48472
Cd 226.502	20.7882	20.7126	20.7650
Co 228.615	19.6900	20.0584	19.9371
Cr 267.716	40.1573	40.2970	40.1392
Cu 324.754	41.8456	41.8235	41.4677
Fe 271.441	2054.45	2069.40	2063.59
K 766.491	12114.1	12110.0	12087.8
Mg 279.078	40379.4	40489.2	40597.5
Mn 257.610	209.833	212.580	211.964
Mo 202.032	46.3018	47.0289	47.1939
Na 330.237	187701x	187784x	188538x
Ni 231.604	42.3396	42.5052	42.5427
Pb 220.353	22.6223	21.3465	20.2594
Sb 206.834	19.7286	18.1351	16.2854
Se 196.026	17.6460	20.7800	19.1008
Sn 189.925	31.1914	32.8027	32.1247
Sr 216.596	13963.7x	14127.9x	14168.2x
Ti 334.941	41.7884	42.4909	42.5908
Tl 190.794	14.3589	17.6329	16.8878
V 292.401	41.2077	41.0229	41.2613
Zn 206.200	41.2090	41.7413	41.0951

Label	Sol'n Conc.	Units	SD	%RSD	Int. (c/s)
Ag 328.068	15.6893b	ppb	0.0523	0.3	846.919
Al 308.215	2061.83b	ppb	2.4758	0.1	13458.9
As 188.980	40.3155b	ppb	1.6993	4.2	30.1545
B 249.678	176.737b	ppb	1.1104	0.6	2411.08
Ba 389.178	63.0777b	ppb	0.2871	0.5	1306.42
Be 313.042	20.4746b	ppb	0.0193	0.1	29971.4
Ca 370.602	48435b	ppb	31.47	0.1	196583
Cd 226.502	20.7553b	ppb	0.0387	0.2	1049.19
Co 228.615	19.8952b	ppb	0.1877	0.9	263.183
Cr 267.716	40.1978b	ppb	0.0863	0.2	1952.05
Cu 324.754	41.7122b	ppb	0.2121	0.5	2858.62
Fe 271.441	2062.48b	ppb	7.5369	0.4	3202.52
K 766.491	12104.0b	ppb	14.1236	0.1	413603
Mg 279.078	40488.7b	ppb	109.057	0.3	96930.0
Mn 257.610	211.459b	ppb	1.4413	0.7	15407.2
Mo 202.032	46.8415b	ppb	0.4746	1.0	385.687
Na 330.237	188007xb	ppb	461.256	0.2	9809.50
Ni 231.604	42.4625b	ppb	0.1081	0.3	155.410
Pb 220.353	21.4094b	ppb	1.1827	5.5	35.9911
Sb 206.834	18.0497b	ppb	1.7232	9.5	26.5409
Se 196.026	19.1756b	ppb	1.5684	8.2	10.6273
Sn 189.925	32.0396b	ppb	0.8090	2.5	28.9956
Sr 216.596	14086.6xb	ppb	108.339	0.8	195917
Ti 334.941	42.2901b	ppb	0.4373	1.0	4121.29
Tl 190.794	16.2932b	ppb	1.7161	10.5	20.5930
V 292.401	41.1640b	ppb	0.1250	0.3	1037.32
Zn 206.200	41.3485b	ppb	0.3450	0.8	649014

E10172012.wvq. All Data Report 10/22/2012, 11:23:18 AM

mb 680-253162/1-b (Samp) 10/18/2012, 6:47:43 AM Rack 3, Tube 55

Weight: 1

Volume: 1

Dilution: 1

Label	Replicates Concentration		
Ag 328.068	0.2746	0.5946	0.5376
Al 308.215	4.5067	2.6773	3.7906
As 188.980	-0.1285u	1.6089	1.3817
B 249.678	2.7919	3.3034	2.9474
Ba 389.178	-0.6321u	-0.5316u	0.2155
Be 313.042	-0.0841u	-0.0563u	-0.0664u
Ca 370.602	12.28	9.752	10.75
Cd 226.502	-0.1509u	-0.0699u	0.0223
Co 228.615	-0.6927u	-0.1979u	-0.0975u
Cr 267.716	-0.2147u	-0.5176u	-0.5197u
Cu 324.754	0.0243	-0.1561u	0.1310
Fe 271.441	0.7388	2.6764	-0.9044u
K 766.491	-1.7751u	-2.4238u	-1.7625u
Mg 279.078	9.6459	8.0003	8.8770
Mn 257.610	-0.2692u	-0.2814u	-0.3007u
Mo 202.032	0.7790	1.0089	0.4999
Na 330.237	55.6273	222.236	-33.1217u
Ni 231.604	0.0368	-0.2777u	-0.4140u
Pb 220.353	-0.1324u	2.8954	-0.5557u
Sb 206.834	-1.5041u	0.0463	-1.4799u
Se 196.026	2.4883	-0.0514u	2.3949
Sn 189.925	1.3582	0.3209	-0.3907u
Sr 216.596	0.1092	0.2089	0.4545
Ti 334.941	-0.0351u	0.0904	0.0253
Tl 190.794	-0.4179u	-0.2037u	1.9020
V 292.401	-0.0711u	-0.0547u	-0.0609u
Zn 206.200	2.3434	1.9383	2.6648

Label	Sol'n Conc.	Units	SD	%RSD	Int. (c/s)
Ag 328.068	0.4689	ppb	0.1707	36.4	28.1316
Al 308.215	3.6582	ppb	0.9219	25.2	292.621
As 188.980	0.9540	ppb	0.9443	99.0	-1.5357
B 249.678	3.0142	ppb	0.2622	8.7	83.8768
Ba 389.178	-0.3161	ppb	0.4631	146.5	-1.8220
Be 313.042	-0.0689	ppb	0.0141	20.5	-194.451
Ca 370.602	10.93	ppb	1.274	11.7	82.42
Cd 226.502	-0.0662	ppb	0.0866	130.9	0.5815
Co 228.615	-0.3294	ppb	0.3187	96.7	1.1889
Cr 267.716	-0.4173	ppb	0.1755	42.0	19.4426
Cu 324.754	-0.0003	ppb	0.1451	53333.8	226.931
Fe 271.441	0.8369	ppb	1.7924	214.2	-3.0972
K 766.491	-1.9872	ppb	0.3782	19.0	283.928
Mg 279.078	8.8411	ppb	0.8233	9.3	26.7612
Mn 257.610	-0.2838	ppb	0.0159	5.6	20.3330
Mo 202.032	0.7626	ppb	0.2549	33.4	10.8825
Na 330.237	81.5804	ppb	129.642	158.9	1.9899
Ni 231.604	-0.2183	ppb	0.2312	105.9	4.2078
Pb 220.353	0.7358	ppb	1.8823	255.8	0.5006
Sb 206.834	-0.9792	ppb	0.8882	90.7	-1.1577
Se 196.026	1.6106	ppb	1.4401	89.4	2.7726
Sn 189.925	0.4294	ppb	0.8795	204.8	-1.8839
Sr 216.596	0.2575	ppb	0.1777	69.0	7.8318
Ti 334.941	0.0269	ppb	0.0628	233.6	-21.6338
Tl 190.794	0.4268	ppb	1.2820	300.4	-3.6616
V 292.401	-0.0622	ppb	0.0082	13.2	-3.8436
Zn 206.200	2.3155	ppb	0.3641	15.7	27.9165

ics 680-253162/2-b (Samp) 10/18/2012, 6:53:31 AM Rack 3, Tube 56
Weight: 1 Volume: 1 Dilution: 1

Label	Replicates Concentration		
Ag 328.068	49.0810	50.0557	49.7843
Al 308.215	4844.77	4960.24	4935.33
As 188.980	93.8241	101.021	100.026
B 249.678	197.186	202.222	201.128
Ba 389.178	97.4912	100.102	98.8004
Be 313.042	51.0999	52.2471	51.2426
Ca 370.602	4963	5052	5026
Cd 226.502	50.5663	51.5711	51.0056
Co 228.615	51.2603	50.1848	50.3281
Cr 267.716	99.9055	101.763	100.754
Cu 324.754	100.907	103.796	103.142
Fe 271.441	4973.28	5086.13	5046.69
K 766.491	4819.77	4945.82	4931.24
Mg 279.078	4955.37	5079.23	5042.63
Mn 257.610	516.109	527.143	522.445
Mo 202.032	99.3026	101.095	99.9954
Na 330.237	4494.82	4529.91	4632.63
Ni 231.604	100.720	102.956	101.385
Pb 220.353	52.2870	53.2539	52.2815
Sb 206.834	48.7784	46.3151	47.7148
Se 196.026	101.703	103.571	101.720
Sn 189.925	98.3044	100.810	100.127
Sr 216.596	102.284	105.100	103.728
Ti 334.941	104.926	106.950	105.730
Tl 190.794	38.1993	40.7146	41.6555
V 292.401	99.5544	101.062	100.927
Zn 206.200	98.6676	101.065	102.098

Label	Sol'n Conc.	Units	SD	%RSD	Int. (c/s)
Ag 328.068	49.6403	ppb	0.5031	1.0	3125.98
Al 308.215	4913.45	ppb	60.7620	1.2	31700.8
As 188.980	98.2902	ppb	3.8996	4.0	76.8314
B 249.678	200.178	ppb	2.6491	1.3	2723.35
Ba 389.178	98.7980	ppb	1.3055	1.3	1983.10
Be 313.042	51.5299	ppb	0.6253	1.2	75583.7
Ca 370.602	5014	ppb	45.97	0.9	18326
Cd 226.502	51.0476	ppb	0.5037	1.0	2563.79
Co 228.615	50.5911	ppb	0.5840	1.2	661.330
Cr 267.716	100.808	ppb	0.9301	0.9	4828.17
Cu 324.754	102.615	ppb	1.5147	1.5	6700.77
Fe 271.441	5035.37	ppb	57.2706	1.1	7822.39
K 766.491	4898.94	ppb	68.9525	1.4	167610
Mg 279.078	5025.74	ppb	63.6337	1.3	12030.1
Mn 257.610	521.899	ppb	5.5375	1.1	37836.0
Mo 202.032	100.131	ppb	0.9040	0.9	819.114
Na 330.237	4552.45	ppb	71.6189	1.6	232.746
Ni 231.604	101.687	ppb	1.1481	1.1	361.377
Pb 220.353	52.6074	ppb	0.5598	1.1	89.5827
Sb 206.834	47.6027	ppb	1.2355	2.6	69.7658
Se 196.026	102.331	ppb	1.0738	1.0	47.7889
Sn 189.925	99.7468	ppb	1.2951	1.3	94.8261
Sr 216.596	103.704	ppb	1.4079	1.4	1451.86
Ti 334.941	105.869	ppb	1.0189	1.0	10364.5
Tl 190.794	40.1898	ppb	1.7869	4.4	57.1653
V 292.401	100.514	ppb	0.8342	0.8	2556.28
Zn 206.200	100.610	ppb	1.7597	1.7	148.778

E10172012.vvq. All Data Report 10/22/2012, 11:23:18 AM

640-40596-b-6-b (Samp) **10/18/2012, 6:59:20 AM** **Rack 3, Tube 57****Weight: 1****Volume: 1****Dilution: 1**

Label	Replicates Concentration		
Ag 328.068	-0.2835u	0.1283	0.1943
Al 308.215	6.0423	7.7265	7.2011
As 188.980	6.9670	6.0477	7.3608
B 249.678	125.530	123.793	124.516
Ba 389.178	168.974	166.241	168.318
Be 313.042	-0.0874u	-0.1208u	-0.1013u
Ca 370.602	114359	112339	113142
Cd 226.502	-0.4352u	-0.3115u	-0.3319u
Co 228.615	0.1935	0.4037	0.5673
Cr 267.716	-0.1038u	-0.2344u	-0.0551u
Cu 324.754	-0.0544u	-0.1172u	-0.1259u
Fe 271.441	32.6320	38.2475	33.4149
K 766.491	11769.6	11622.6	11692.3
Mg 279.078	38622.2	37850.7	38079.5
Mn 257.610	1596.57	1559.58	1535.55
Mo 202.032	1.3532	1.0597	1.5653
Na 330.237	36777.0	35980.7	36146.9
Ni 231.604	4.8647	5.3463	4.1634
Pb 220.353	2.0647	1.3361	1.7763
Sb 206.834	-2.0359u	-1.7140u	-1.6996u
Se 196.026	4.3240	4.3746	0.0152
Sn 189.925	-2.5149u	0.8386	2.5751
Sr 216.596	391.413	383.331	382.075
Ti 334.941	0.2021	0.3812	0.2358
Tl 190.794	1.8939	-0.5417	0.3527
V 292.401	0.1863u	0.0763u	-0.3155u
Zn 206.200	4.9051	3.0797	3.2338

Label	Sol'n Conc.	Units	SD	%RSD	Int. (c/s)
Ag 328.068	0.0131	ppb	0.2589	1983.9	-5.1004
Al 308.215	6.9900	ppb	0.8617	12.3	313.881
As 188.980	6.7918	ppb	0.6738	9.9	3.2052
B 249.678	124.613	ppb	0.8724	0.7	1713.74
Ba 389.178	167.845	ppb	1.4267	0.8	3383.27
Be 313.042	-0.1032	ppb	0.0168	16.3	-217.253
Ca 370.602	113280	ppb	1017	0.9	461823
Cd 226.502	-0.3596	ppb	0.0663	18.4	-1.0152
Co 228.615	0.3881	ppb	0.1874	48.3	10.4984
Cr 267.716	-0.1311	ppb	0.0927	70.7	33.6693
Cu 324.754	-0.0992	ppb	0.0390	39.3	220.712
Fe 271.441	34.7648	ppb	3.0414	8.7	52.3697
K 766.491	11694.8	ppb	73.5474	0.6	399633
Mg 279.078	38184.1	ppb	396.274	1.0	91395.6
Mn 257.610	1563.90	ppb	30.7377	2.0	113318
Mo 202.032	1.3261	ppb	0.2539	19.1	15.4658
Na 330.237	36301.5	ppb	420.063	1.2	1890.89
Ni 231.604	4.7914	ppb	0.5948	12.4	23.3544
Pb 220.353	1.7257	ppb	0.3669	21.3	2.5214
Sb 206.834	-1.8165	ppb	0.1901	10.5	-2.3897
Se 196.026	2.9046	ppb	2.5024	86.2	3.3508
Sn 189.925	0.2996	ppb	2.5874	863.6	-1.9370
Sr 216.596	385.606	ppb	5.0675	1.3	5377.22
Ti 334.941	0.2730	ppb	0.0952	34.9	2.1963
Tl 190.794	0.5683	ppb	1.2320	216.8	-0.8841
V 292.401	-0.0176	ppb	0.2638	1495.8	-21.4829
Zn 206.200	3.7395	ppb	1.0124	267.1	2157.0067

E10172012.wvq. All Data Report 10/22/2012, 11:23:18 AM

640-40596-b-7-b (Samp) **10/18/2012, 7:05:10 AM** **Rack 3, Tube 58****Weight: 1****Volume: 1****Dilution: 1**

Label	Replicates Concentration		
Ag 328.068	0.0464u	0.0715u	-0.2151u
Al 308.215	7.4168	7.5173	7.9607
As 188.980	9.9500	5.6631	4.9727
B 249.678	127.640	129.071	127.905
Ba 389.178	175.997	177.891	175.420
Be 313.042	-0.0776u	-0.0958u	-0.0965u
Ca 370.602	117032	118393	116994
Cd 226.502	-0.4976u	-0.4380u	-0.3502u
Co 228.615	0.7813	0.1903	0.6905
Cr 267.716	-0.0720u	-0.3373u	-0.1714u
Cu 324.754	0.2445	-0.0170u	0.0460
Fe 271.441	6.5785	14.5477	13.0188
K 766.491	12080.0	12231.0	12120.6
Mg 279.078	39527.9	39946.7	39323.4
Mn 257.610	1634.76	1650.02	1623.50
Mo 202.032	1.1655	1.4114	1.1122
Na 330.237	38107.7	38008.9	37842.8
Ni 231.604	4.3380	4.5756	3.5225
Pb 220.353	1.0383	-0.0644	3.0742
Sb 206.834	-1.4298u	-0.8762u	-0.5835u
Se 196.026	4.0396	5.4614	3.7873
Sn 189.925	0.5696	-0.5859u	0.2029
Sr 216.596	397.597	401.995	394.562
Ti 334.941	0.2081	0.3233	0.3399
Tl 190.794	0.2505	0.6334	-0.3227
V 292.401	0.2100u	0.1557u	0.2085u
Zn 206.200	1.7021	1.5370	0.7319

Label	Sol'n Conc.	Units	SD	%RSD	Int. (c/s)
Ag 328.068	-0.0324	ppb	0.1587	489.9	-8.0947
Al 308.215	7.6316	ppb	0.2894	3.8	318.000
As 188.980	6.8620	ppb	2.6965	39.3	3.2627
B 249.678	128.205	ppb	0.7611	0.6	1761.91
Ba 389.178	176.436	ppb	1.2930	0.7	3555.80
Be 313.042	-0.0900	ppb	0.0107	11.9	-196.836
Ca 370.602	117473	ppb	796.9	0.7	478927
Cd 226.502	-0.4286	ppb	0.0741	17.3	-4.0661
Co 228.615	0.5540	ppb	0.3182	57.4	12.6517
Cr 267.716	-0.1936	ppb	0.1340	69.2	30.7197
Cu 324.754	0.0912	ppb	0.1364	149.7	232.710
Fe 271.441	11.3817	ppb	4.2293	37.2	16.1748
K 766.491	12143.9	ppb	78.1304	0.6	414964
Mg 279.078	39599.4	ppb	317.727	0.8	94782.6
Mn 257.610	1636.10	ppb	13.3093	0.8	118548
Mo 202.032	1.2297	ppb	0.1596	13.0	14.6831
Na 330.237	37986.5	ppb	133.897	0.4	1978.80
Ni 231.604	4.1454	ppb	0.5523	13.3	21.1511
Pb 220.353	1.3494	ppb	1.5922	118.0	1.8876
Sb 206.834	-0.9632	ppb	0.4298	44.6	-1.1364
Se 196.026	4.4294	ppb	0.9026	20.4	4.0319
Sn 189.925	0.0622	ppb	0.5905	949.5	-2.1654
Sr 216.596	398.052	ppb	3.7372	0.9	5550.67
Ti 334.941	0.2904	ppb	0.0718	24.7	3.8830
Tl 190.794	0.1871	ppb	0.4812	257.2	-1.3396
V 292.401	0.1914	ppb	0.0309	16.1	-16.8514
Zn 206.200	1.3237	ppb	0.5191	39.2	2575730

E10172012.wvq. All Data Report 10/22/2012, 11:23:18 AM

640-40596-b-8-b (Samp) **10/18/2012, 7:10:58 AM** **Rack 3, Tube 59****Weight: 1****Volume: 1****Dilution: 1**

Label	Replicates Concentration		
Ag 328.068	-0.0193u	-0.0363u	-0.2103u
Al 308.215	8.5933	9.2473	9.9175
As 188.980	5.6980	6.9041	9.1257
B 249.678	201.541	201.156	200.937
Ba 389.178	373.072	373.633	372.680
Be 313.042	-0.0997u	-0.0917u	-0.0932u
Ca 370.602	152004	151752	152371
Cd 226.502	-0.4882u	-0.5994u	-0.3717u
Co 228.615	0.7346	0.7423	1.2923
Cr 267.716	-0.1297u	-0.2319u	-0.2104u
Cu 324.754	-0.3131u	-0.0674u	-0.4562u
Fe 271.441	4.2538	8.7125	14.3116
K 766.491	12146.7	12176.0	12138.6
Mg 279.078	53394.8	53306.8	53169.2
Mn 257.610	3678.04	3659.18	3698.87
Mo 202.032	0.5167	1.5323	0.5966
Na 330.237	153494x	153388x	153008x
Ni 231.604	2.4889	2.4196	1.5347
Pb 220.353	1.3884	0.9481	1.3111
Sb 206.834	0.1852	-3.0616u	-0.5236u
Se 196.026	1.3069	4.3574	7.7494
Sn 189.925	1.6617	0.7668	-0.4150u
Sr 216.596	728.224	726.117	724.411
Ti 334.941	0.3513	0.1446	0.2710
Tl 190.794	-1.4262	-0.8822	-3.5476
V 292.401	0.3459u	0.1657u	-0.0290u
Zn 206.200	2.3834	1.7500	-0.3111

Label	Sol'n Conc.	Units	SD	%RSD	Int. (c/s)
Ag 328.068	-0.0886b	ppb	0.1057	119.3	-15.0946
Al 308.215	9.2527b	ppb	0.6621	7.2	328.327
As 188.980	7.2426b	ppb	1.7387	24.0	3.5717
B 249.678	201.212b	ppb	0.3056	0.2	2740.46
Ba 389.178	373.128b	ppb	0.4788	0.1	7492.11
Be 313.042	-0.0948b	ppb	0.0042	4.5	-204.915
Ca 370.602	152042b	ppb	311.3	0.2	619917
Cd 226.502	-0.4864b	ppb	0.1138	23.4	-3.7207
Co 228.615	0.9231b	ppb	0.3198	34.6	17.4440
Cr 267.716	-0.1907b	ppb	0.0539	28.3	32.8233
Cu 324.754	-0.2789b	ppb	0.1967	70.5	209.374
Fe 271.441	9.0926b	ppb	5.0397	55.4	13.4938
K 766.491	12153.8b	ppb	19.6888	0.2	415303
Mg 279.078	53290.2b	ppb	113.718	0.2	127532
Mn 257.610	3678.69b	ppb	19.8507	0.5	266448
Mo 202.032	0.8818b	ppb	0.5647	64.0	11.8534
Na 330.237	153297xb	ppb	255.822	0.2	7997.79
Ni 231.604	2.1477b	ppb	0.5321	24.8	14.7388
Pb 220.353	1.2159b	ppb	0.2351	19.3	2.0692
Sb 206.834	-1.1333b	ppb	1.7071	150.6	-1.3837
Se 196.026	4.4713b	ppb	3.2228	72.1	4.0506
Sn 189.925	0.6712b	ppb	1.0417	155.2	-1.5081
Sr 216.596	726.251b	ppb	1.9098	0.3	10118.4
Ti 334.941	0.2556b	ppb	0.1042	40.7	-2.3467
Tl 190.794	-1.9520b	ppb	1.4083	72.1	-1.2683
V 292.401	0.1609b	ppb	0.1875	116.6	-26.8482
Zn 206.200	1.2741b	ppb	1.4989	110.6	-7.8783

E10172012.wvq. All Data Report 10/22/2012, 11:23:18 AM

640-40596-b-10-b (Samp) **10/18/2012, 7:16:47 AM** **Rack 3, Tube 60**
Weight: 1 **Volume: 1** **Dilution: 1**

Label	Replicates Concentration		
Ag 328.068	-0.5214u	-0.2361u	-0.5076u
Al 308.215	16.2574	16.2357	14.6836
As 188.980	20.1892	21.6223	24.5908
B 249.678	350.607	348.569	346.205
Ba 389.178	2669.70	2648.82	2641.56
Be 313.042	-0.1442u	-0.1520u	-0.1532u
Ca 370.602	552417	548628	547183
Cd 226.502	-1.4696	-1.5006	-1.4779
Co 228.615	6.2199	5.2922	5.0789
Cr 267.716	-0.4775u	-0.5755u	-0.8042u
Cu 324.754	-0.6483u	-0.6089u	-0.7631u
Fe 271.441	34046.5	33795.3	33681.3
K 766.491	43694.2x	43387.7x	43377.8x
Mg 279.078	200674	198469	197618
Mn 257.610	4340.23	4272.31	4276.30
Mo 202.032	0.4999	1.0095	0.9341
Na 330.237	405227x	403419x	402715x
Ni 231.604	30.4206	30.8719	30.2896
Pb 220.353	2.5490	-2.3678u	-2.5603u
Sb 206.834	2.3356	0.2567	-0.3315
Se 196.026	12.0718	10.4933	7.3788
Sn 189.925	0.0056	1.1278	-1.7547u
Sr 216.596	2933.20	2880.24	2873.36
Ti 334.941	1.0326	0.8046	0.9779
Tl 190.794	-1.6376u	-3.3959u	-2.4187u
V 292.401	1.4083u	1.9901u	1.8624u
Zn 206.200	5.5833	3.7703	3.7373

Label	Sol'n Conc.	Units	SD	%RSD	Int. (c/s)
Ag 328.068	-0.4217b	ppb	0.1608	38.1	-68.5068
Al 308.215	15.7256b	ppb	0.9025	5.7	369.704
As 188.980	22.1341b	ppb	2.2450	10.1	15.6716
B 249.678	348.460b	ppb	2.2032	0.6	4692.42
Ba 389.178	2653.36b	ppb	14.6095	0.6	53116.3
Be 313.042	-0.1498b	ppb	0.0049	3.3	-201.133
Ca 370.602	549410b	ppb	2703	0.5	2225020
Cd 226.502	-1.4827b	ppb	0.0161	1.1	112.816
Co 228.615	5.5303b	ppb	0.6067	11.0	78.9691
Cr 267.716	-0.6191b	ppb	0.1676	27.1	27.7353
Cu 324.754	-0.6734b	ppb	0.0801	11.9	184.491
Fe 271.441	33841.0b	ppb	186.834	0.6	52563.6
K 766.491	43486.6xb	ppb	179.867	0.4	1485058
Mg 279.078	198920b	ppb	1577.16	0.8	476155
Mn 257.610	4296.28b	ppb	38.1126	0.9	311385
Mo 202.032	0.8145b	ppb	0.2750	33.8	9.4182
Na 330.237	403787xb	ppb	1296.14	0.3	21058.6
Ni 231.604	30.5274b	ppb	0.3055	1.0	121.725
Pb 220.353	-0.7930b	ppb	2.8959	365.2	-0.2382
Sb 206.834	0.7536b	ppb	1.4012	185.9	2.0246
Se 196.026	9.9813b	ppb	2.3880	23.9	6.6305
Sn 189.925	-0.2071b	ppb	1.4530	701.6	-2.0589
Sr 216.596	2895.60b	ppb	32.7456	1.1	40408.0
Ti 334.941	0.9384b	ppb	0.1190	12.7	61.7892
Tl 190.794	-2.4840b	ppb	0.8809	35.5	-8.0781
V 292.401	1.7536b	ppb	0.3058	17.4	-30.4015
Zn 206.200	4.3636b	ppb	1.0564	24.2	16.4581

E10172012.wvq. All Data Report 10/22/2012, 11:23:18 AM

640-40596-b-11-b (Samp) **10/18/2012, 7:34:15 AM** **Rack 4, Tube 3**
Weight: 1 **Volume: 1** **Dilution: 1**

Label	Replicates Concentration		
Ag 328.068	-0.1990u	-0.2151u	0.0269u
Al 308.215	11.1566	8.2511	9.5056
As 188.980	7.0978	3.9595	5.4141
B 249.678	298.790	303.040	303.871
Ba 389.178	147.251	146.237	147.291
Be 313.042	-0.0785u	-0.0890u	-0.0820u
Ca 370.602	177624	177938	177560
Cd 226.502	-0.6077u	-0.5532u	-0.3826u
Co 228.615	-0.0764u	-0.6583u	0.0161
Cr 267.716	-0.4043u	-0.5781u	-0.2246u
Cu 324.754	-0.0665u	-0.2242u	-0.0933u
Fe 271.441	10.9237	13.9647	14.7493
K 766.491	23782.6	23865.4	23756.7
Mg 279.078	74946.2	75439.5	75565.4
Mn 257.610	896.014	910.903	917.516
Mo 202.032	0.8321	0.5166	1.1152
Na 330.237	358343x	356949x	358329x
Ni 231.604	3.4477	3.8628	2.8608
Pb 220.353	2.0562	-0.0575	-1.2380u
Sb 206.834	1.2535	2.6200	1.1377
Se 196.026	0.7205	-0.6220u	10.5181
Sn 189.925	-0.0868	1.9104	-1.5240u
Sr 216.596	1044.78	1052.87	1059.22
Ti 334.941	0.1881	0.2688	0.2015
Tl 190.794	-0.6810	0.1170	1.2015
V 292.401	0.5921u	0.6952u	0.5218u
Zn 206.200	0.5322	0.0767	-0.0089

Label	Sol'n Conc.	Units	SD	%RSD	Int. (c/s)
Ag 328.068	-0.1291b	ppb	0.1353	104.9	-21.2069
Al 308.215	9.6378b	ppb	1.4573	15.1	330.821
As 188.980	5.4904b	ppb	1.5706	28.6	2.1491
B 249.678	301.900b	ppb	2.7252	0.9	4090.07
Ba 389.178	146.926b	ppb	0.5976	0.4	3001.85
Be 313.042	-0.0832b	ppb	0.0053	6.4	-198.288
Ca 370.602	177708b	ppb	202.0	0.1	724415
Cd 226.502	-0.5145b	ppb	0.1174	22.8	-3.3785
Co 228.615	-0.2395b	ppb	0.3656	152.6	2.3781
Cr 267.716	-0.4024b	ppb	0.1768	43.9	26.2416
Cu 324.754	-0.1280b	ppb	0.0844	65.9	218.881
Fe 271.441	13.2126b	ppb	2.0206	15.3	20.3960
K 766.491	23801.6b	ppb	56.7929	0.2	812979
Mg 279.078	75317.0b	ppb	327.241	0.4	180298
Mn 257.610	908.144b	ppb	11.0131	1.2	65893.5
Mo 202.032	0.8213b	ppb	0.2994	36.5	11.3603
Na 330.237	357874xb	ppb	801.240	0.2	18676.5
Ni 231.604	3.3904b	ppb	0.5034	14.8	20.0082
Pb 220.353	0.2535b	ppb	1.6690	658.3	-0.1468
Sb 206.834	1.6704b	ppb	0.8244	49.4	2.7357
Se 196.026	3.5389b	ppb	6.0813	171.8	3.6341
Sn 189.925	0.0999b	ppb	1.7248	1727.3	-1.9690
Sr 216.596	1052.29b	ppb	7.2378	0.7	14655.0
Ti 334.941	0.2194b	ppb	0.0432	19.7	-10.9246
Tl 190.794	0.2125b	ppb	0.9449	444.7	-2.5100
V 292.401	0.6030b	ppb	0.0872	14.5	-15.3839
Zn 206.200	0.2000b	ppb	0.2999	2145.4	2579342

E10172012.wvq. All Data Report 10/22/2012, 11:23:18 AM

640-40596-b-12-b (Samp) **10/18/2012, 7:40:04 AM** **Rack 4, Tube 4**
Weight: 1 **Volume: 1** **Dilution: 1**

Label	Replicates Concentration		
Ag 328.068	0.0384u	-0.3138u	-0.1399u
Al 308.215	13.8557	11.2504	12.4038
As 188.980	2.4084	8.0105	5.8410
B 249.678	374.286	372.176	381.032
Ba 389.178	734.255	722.961	736.932
Be 313.042	-0.0790u	-0.0871u	-0.0798u
Ca 370.602	252640	247167	254363
Cd 226.502	-0.6056u	-0.7716u	-0.7812u
Co 228.615	-0.1523u	-0.5247u	-0.6259u
Cr 267.716	-0.4142u	-0.2815u	-0.3806u
Cu 324.754	-0.2025u	-0.3725u	-0.1059u
Fe 271.441	15.5849	15.0417	14.5897
K 766.491	33075.9	32599.6	33089.2
Mg 279.078	99696.6	98552.5	100458
Mn 257.610	2123.19	2118.89	2134.52
Mo 202.032	0.8211	0.6889	0.8610
Na 330.237	552838x	545492x	555850x
Ni 231.604	3.1633	3.0154	4.0116
Pb 220.353	0.8392	-0.7174u	2.0072
Sb 206.834	1.5183	0.7057	-0.2149u
Se 196.026	7.2739	6.2873	10.0880
Sn 189.925	2.5607	0.6453	1.7945
Sr 216.596	1517.78	1492.85	1553.72
Ti 334.941	0.3481	0.3846	0.3110
Tl 190.794	-0.4593	-3.2112u	-1.7962
V 292.401	0.9054u	1.0229u	0.5057u
Zn 206.200	1.0857	0.2392	-0.2040

Label	Sol'n Conc.	Units	SD	%RSD	Int. (c/s)
Ag 328.068	-0.1384b	ppb	0.1761	127.2	-26.9051
Al 308.215	12.5033b	ppb	1.3055	10.4	349.122
As 188.980	5.4200b	ppb	2.8247	52.1	2.0910
B 249.678	375.831b	ppb	4.6256	1.2	5081.04
Ba 389.178	731.383b	ppb	7.4151	1.0	14682.1
Be 313.042	-0.0820b	ppb	0.0045	5.5	-193.729
Ca 370.602	251390b	ppb	3757	1.5	1024796
Cd 226.502	-0.7195b	ppb	0.0988	13.7	-6.4071
Co 228.615	-0.4343b	ppb	0.2494	57.4	-0.1434
Cr 267.716	-0.3588b	ppb	0.0690	19.2	31.6100
Cu 324.754	-0.2270b	ppb	0.1350	59.5	212.645
Fe 271.441	15.0721b	ppb	0.4983	3.3	25.0436
K 766.491	32921.6b	ppb	278.945	0.8	1124352
Mg 279.078	99569.1b	ppb	959.163	1.0	238340
Mn 257.610	2125.53b	ppb	8.0733	0.4	154064
Mo 202.032	0.7903b	ppb	0.0901	11.4	11.1087
Na 330.237	551394xb	ppb	5328.11	1.0	28777.8
Ni 231.604	3.3967b	ppb	0.5376	15.8	21.0484
Pb 220.353	0.7097b	ppb	1.3669	192.6	0.8805
Sb 206.834	0.6697b	ppb	0.8672	129.5	1.2655
Se 196.026	7.8831b	ppb	1.9722	25.0	5.5749
Sn 189.925	1.6668b	ppb	0.9640	57.8	-0.3272
Sr 216.596	1521.45b	ppb	30.6034	2.0	21186.6
Ti 334.941	0.3479b	ppb	0.0368	10.6	-3.0285
Tl 190.794	-1.8222b	ppb	1.3762	75.5	-3.6530
V 292.401	0.8114b	ppb	0.2712	33.4	-23.8052
Zn 206.200	0.3737b	ppb	0.6552	211.4	257.8454

E10172012.wvq. All Data Report 10/22/2012, 11:23:18 AM

640-40596-b-13-b (Samp) **10/18/2012, 7:45:54 AM** **Rack 4, Tube 5**
Weight: 1 **Volume: 1** **Dilution: 1**

Label	Replicates Concentration		
Ag 328.068	0.0561u	-0.0975u	-0.1036u
Al 308.215	6.7302	5.4424	4.4198
As 188.980	3.8281	2.7607	7.5394
B 249.678	151.423	151.559	151.465
Ba 389.178	237.210	237.568	235.904
Be 313.042	-0.0753u	-0.0788u	-0.0754u
Ca 370.602	76667	76670	76575
Cd 226.502	-0.2730u	-0.3202u	-0.3298u
Co 228.615	-0.5579u	-0.5730u	-0.3041u
Cr 267.716	-0.2201u	-0.2182u	-0.1394u
Cu 324.754	0.5653	0.4837	0.2391
Fe 271.441	6.7303	6.6186	2.2905
K 766.491	3695.54	3699.41	3708.54
Mg 279.078	28367.5	28384.3	28284.9
Mn 257.610	1189.19	1190.22	1182.20
Mo 202.032	2.6516	2.9186	2.2612
Na 330.237	120370x	120476x	120413x
Ni 231.604	2.1470	2.8076	2.7029
Pb 220.353	-0.0273	1.3105	-0.1839u
Sb 206.834	-0.6594u	0.2670	-0.7559u
Se 196.026	-0.4176u	-5.8727u	-1.2448u
Sn 189.925	-1.8898u	0.3201	1.9283
Sr 216.596	379.467	381.347	379.231
Ti 334.941	0.1557	0.0384	0.0822
Tl 190.794	-1.6179u	-0.7427	-1.2309
V 292.401	0.5061u	0.7120	0.6896
Zn 206.200	1.3809	1.3038	1.6421

Label	Sol'n Conc.	Units	SD	%RSD	Int. (c/s)
Ag 328.068	-0.0483b	ppb	0.0905	187.2	-8.7358
Al 308.215	5.5308b	ppb	1.1577	20.9	304.663
As 188.980	4.7094b	ppb	2.5083	53.3	1.5130
B 249.678	151.482b	ppb	0.0694	0.0	2073.89
Ba 389.178	236.894b	ppb	0.8760	0.4	4754.49
Be 313.042	-0.0765b	ppb	0.0020	2.6	-195.204
Ca 370.602	76637b	ppb	54.09	0.1	312462
Cd 226.502	-0.3077b	ppb	0.0304	9.9	-3.3547
Co 228.615	-0.4783b	ppb	0.1510	31.6	-0.7983
Cr 267.716	-0.1925b	ppb	0.0461	23.9	32.1684
Cu 324.754	0.4294b	ppb	0.1697	39.5	254.064
Fe 271.441	5.2131b	ppb	2.5317	48.6	5.5385
K 766.491	3701.16b	ppb	6.6716	0.2	126716
Mg 279.078	28345.6b	ppb	53.2009	0.2	67847.6
Mn 257.610	1187.20b	ppb	4.3637	0.4	86032.4
Mo 202.032	2.6105b	ppb	0.3306	12.7	25.9166
Na 330.237	120420xb	ppb	53.4609	0.0	6282.73
Ni 231.604	2.5525b	ppb	0.3550	13.9	15.0984
Pb 220.353	0.3664b	ppb	0.8213	224.1	0.1013
Sb 206.834	-0.3828b	ppb	0.5648	147.6	-0.3030
Se 196.026	-2.5117b	ppb	2.9400	117.1	0.9309
Sn 189.925	0.1195b	ppb	1.9170	1603.7	-2.0975
Sr 216.596	380.015b	ppb	1.1597	0.3	5296.13
Ti 334.941	0.0921b	ppb	0.0592	64.3	-17.9478
Tl 190.794	-1.1971b	ppb	0.4386	36.6	-4.1999
V 292.401	0.6359b	ppb	0.1130	17.8	0.2091
Zn 206.200	1.4423b	ppb	0.1773	12.3	257.4349

E10172012.wvq. All Data Report 10/22/2012, 11:23:18 AM

640-40708-d-1-b (Samp) **10/18/2012, 7:51:43 AM** **Rack 4, Tube 6**
Weight: 1 **Volume: 1** **Dilution: 1**

Label	Replicates Concentration		
Ag 328.068	-0.2488u	-0.1960u	0.0047u
Al 308.215	15.2535	15.8298	16.6352
As 188.980	6.3992	4.7325	2.4585
B 249.678	1878.40	1879.56	1876.39
Ba 389.178	272.420	271.698	271.620
Be 313.042	0.0011u	0.0103u	0.0023u
Ca 370.602	152605	152602	152313
Cd 226.502	-0.4574u	-0.4087u	-0.3474u
Co 228.615	0.3327	0.0844	-0.7043u
Cr 267.716	-0.8247u	-0.9799u	-0.8233u
Cu 324.754	0.3144	0.5830	-0.1436u
Fe 271.441	60.8709	65.9895	65.4459
K 766.491	90817.2x	90754.0x	90815.2x
Mg 279.078	205296	204776	204104
Mn 257.610	327.061	324.506	321.637
Mo 202.032	-0.4154u	0.2087	-0.5721u
Na 330.237	1708052x	1703177x	1706755x
Ni 231.604	0.9473	2.2285	1.6927
Pb 220.353	3.3198	4.9019	0.1140
Sb 206.834	-1.0318u	-0.5060u	3.6195
Se 196.026	5.7121	5.4415	9.9316
Sn 189.925	-3.0242u	-2.2375u	-1.1328u
Sr 216.596	1396.68	1404.48	1413.94
Ti 334.941	-0.0489u	-0.1379u	-0.1162u
Tl 190.794	-0.5358u	-1.6564u	-1.1430u
V 292.401	1.4424	1.4957	0.9725u
Zn 206.200	-2.5770	-0.9653	-0.5485

Label	Sol'n Conc.	Units	SD	%RSD	Int. (c/s)
Ag 328.068	-0.1467b	ppb	0.1337	91.1	-27.4905
Al 308.215	15.9062b	ppb	0.6940	4.4	370.930
As 188.980	4.5301b	ppb	1.9781	43.7	1.3690
B 249.678	1878.12b	ppb	1.5993	0.1	25217.2
Ba 389.178	271.913b	ppb	0.4408	0.2	5660.41
Be 313.042	0.0046b	ppb	0.0050	108.9	-195.680
Ca 370.602	152507b	ppb	167.9	0.1	621648
Cd 226.502	-0.4045b	ppb	0.0551	13.6	-8.0487
Co 228.615	-0.0957b	ppb	0.5415	565.8	4.3234
Cr 267.716	-0.8759b	ppb	0.0900	10.3	26.6935
Cu 324.754	0.2513b	ppb	0.3674	146.2	242.768
Fe 271.441	64.1021b	ppb	2.8115	4.4	98.8384
K 766.491	90795.4xb	ppb	35.9179	0.0	3100266
Mg 279.078	204726b	ppb	597.827	0.3	490100
Mn 257.610	324.401b	ppb	2.7136	0.8	23807.6
Mo 202.032	-0.2596b	ppb	0.4131	159.1	2.5631
Na 330.237	1705995xb	ppb	2525.17	0.1	89047.5
Ni 231.604	1.6229b	ppb	0.6434	39.6	19.2802
Pb 220.353	2.7786b	ppb	2.4394	87.8	4.0857
Sb 206.834	0.6939b	ppb	2.5473	367.1	1.3136
Se 196.026	7.0284b	ppb	2.5179	35.8	5.1933
Sn 189.925	-2.1315b	ppb	0.9502	44.6	-3.6133
Sr 216.596	1405.03b	ppb	8.6394	0.6	19558.5
Ti 334.941	-0.1010b	ppb	0.0464	46.0	-75.7622
Tl 190.794	-1.1117b	ppb	0.5610	50.5	-5.4848
V 292.401	1.3035b	ppb	0.2879	22.1	-0.8404
Zn 206.200	-1.3636b	ppb	1.0713	78.6	-8.2362

E10172012.wvq. All Data Report 10/22/2012, 11:23:18 AM

640-40637-b-2-b (Samp) **10/18/2012, 7:57:33 AM** **Rack 4, Tube 7****Weight: 1****Volume: 1****Dilution: 1**

Label	Replicates Concentration		
Ag 328.068	-0.6262u	-0.2491u	-0.0720u
Al 308.215	14.5253	14.2152	12.9558
As 188.980	7.5052	5.7806	5.8363
B 249.678	240.147	238.902	235.776
Ba 389.178	131.132	131.405	129.646
Be 313.042	-0.1731u	-0.1628u	-0.1667u
Ca 370.602	615004	615160	612998
Cd 226.502	-1.4938u	-1.3626	-1.3044
Co 228.615	2.7800	2.2153	2.7714
Cr 267.716	-0.1632u	-0.1418u	-0.3052u
Cu 324.754	3.3879	3.3122	3.3232
Fe 271.441	11.9494	6.5066	7.3213
K 766.491	31034.7	31001.4	30967.9
Mg 279.078	247831	246946	245261
Mn 257.610	1181.38	1168.08	1170.08
Mo 202.032	3.3194	3.5301	3.0006
Na 330.237	282996x	282758x	282545x
Ni 231.604	13.4004	14.3837	14.7604
Pb 220.353	1.9730	0.8154	-0.4110u
Sb 206.834	-0.0555u	1.8530	-1.9225u
Se 196.026	0.6657	-4.9672u	14.3161
Sn 189.925	0.4350	-1.9115u	1.3594
Sr 216.596	2826.90	2821.51	2807.19
Ti 334.941	1.3188	1.1750	1.3066
Tl 190.794	0.5229	-3.0646u	0.5110
V 292.401	2.4463u	1.8369u	1.6392u
Zn 206.200	4.0123	3.7576	6.1055

Label	Sol'n Conc.	Units	SD	%RSD	Int. (c/s)
Ag 328.068	-0.3157b	ppb	0.2830	89.6	-53.3109
Al 308.215	13.8987b	ppb	0.8313	6.0	358.053
As 188.980	6.3740b	ppb	0.9800	15.4	2.8650
B 249.678	238.275b	ppb	2.2518	0.9	3237.28
Ba 389.178	130.728b	ppb	0.9465	0.7	2823.74
Be 313.042	-0.1675b	ppb	0.0052	3.1	-196.864
Ca 370.602	614388b	ppb	1206	0.2	2504352
Cd 226.502	-1.3869b	ppb	0.0970	7.0	4.7831
Co 228.615	2.5889b	ppb	0.3236	12.5	39.0048
Cr 267.716	-0.2034b	ppb	0.0888	43.7	34.4227
Cu 324.754	3.3411b	ppb	0.0409	1.2	437.719
Fe 271.441	8.5924b	ppb	2.9356	34.2	24.0161
K 766.491	31001.3b	ppb	33.3829	0.1	1058791
Mg 279.078	246679b	ppb	1305.53	0.5	590523
Mn 257.610	1173.18b	ppb	7.1695	0.6	85320.5
Mo 202.032	3.2833b	ppb	0.2666	8.1	31.3923
Na 330.237	282766xb	ppb	225.245	0.1	14746.9
Ni 231.604	14.1815b	ppb	0.7022	5.0	65.0035
Pb 220.353	0.7925b	ppb	1.1922	150.4	0.8300
Sb 206.834	-0.0417b	ppb	1.8878	4530.4	0.1915
Se 196.026	3.3382b	ppb	9.9156	297.0	3.5444
Sn 189.925	-0.0390b	ppb	1.6862	4319.0	-1.9080
Sr 216.596	2818.53b	ppb	10.1849	0.4	39258.2
Ti 334.941	1.2668b	ppb	0.0797	6.3	96.6213
Tl 190.794	-0.6769b	ppb	2.0678	305.5	-3.4210
V 292.401	1.9741b	ppb	0.4207	21.3	-40.6017
Zn 206.200	4.6251b	ppb	1.2883	27.8	17.9902

640-40637-b-3-b (Samp) 10/18/2012, 8:03:22 AM Rack 4, Tube 8
Weight: 1 Volume: 1 Dilution: 1

Label	Replicates Concentration		
Ag 328.068	-0.5281u	-0.1860u	-0.2855u
Al 308.215	13.1063	14.0357	12.4672
As 188.980	5.4009	5.0220	3.4555
B 249.678	189.546	191.347	189.033
Ba 389.178	430.273	429.840	429.946
Be 313.042	-0.1582u	-0.1526u	-0.1545u
Ca 370.602	525299	525743	523915
Cd 226.502	-1.0102	-0.9476	-0.9322
Co 228.615	2.0094	0.9839	1.8000
Cr 267.716	-0.2700u	-0.2832u	-0.2493u
Cu 324.754	-0.6145u	-0.7014u	-0.6250u
Fe 271.441	5.2838	9.6855	3.3167
K 766.491	19627.5	19666.5	19609.6
Mg 279.078	208885	208852	207642
Mn 257.610	2816.48	2813.22	2769.72
Mo 202.032	3.3641	3.4620	3.7667
Na 330.237	166273x	167560x	166960x
Ni 231.604	9.9259	10.5998	11.4879
Pb 220.353	2.4411	-0.8482u	-1.1142u
Sb 206.834	2.3514	4.7619	1.7325
Se 196.026	7.1839	7.2149	11.1168
Sn 189.925	-0.9992u	-0.5652u	-1.7955u
Sr 216.596	2159.72	2142.03	2118.64
Ti 334.941	1.1360	1.2280	1.1507
Tl 190.794	-3.0484u	-3.8795u	-0.6416
V 292.401	2.3237u	2.2026u	2.2163u
Zn 206.200	4.9084	4.2119	4.2649

Label	Sol'n Conc.	Units	SD	%RSD	Int. (c/s)
Ag 328.068	-0.3332b	ppb	0.1760	52.8	-47.0817
Al 308.215	13.2031b	ppb	0.7887	6.0	353.671
As 188.980	4.6262b	ppb	1.0314	22.3	1.4455
B 249.678	189.975b	ppb	1.2153	0.6	2589.87
Ba 389.178	430.020b	ppb	0.2254	0.1	8762.15
Be 313.042	-0.1551b	ppb	0.0028	1.8	-193.103
Ca 370.602	524986b	ppb	953.4	0.2	2140016
Cd 226.502	-0.9634b	ppb	0.0413	4.3	16.1643
Co 228.615	1.5978b	ppb	0.5418	33.9	26.1308
Cr 267.716	-0.2675b	ppb	0.0171	6.4	29.4009
Cu 324.754	-0.6470b	ppb	0.0474	7.3	186.226
Fe 271.441	6.0953b	ppb	3.2610	53.5	17.8928
K 766.491	19634.6b	ppb	29.1043	0.1	670710
Mg 279.078	208460b	ppb	708.411	0.3	499008
Mn 257.610	2799.81b	ppb	26.1095	0.9	203034
Mo 202.032	3.5309b	ppb	0.2100	5.9	33.4063
Na 330.237	166931xb	ppb	643.651	0.4	8701.75
Ni 231.604	10.6712b	ppb	0.7834	7.3	51.1101
Pb 220.353	0.1596b	ppb	1.9804	1241.2	0.0714
Sb 206.834	2.9486b	ppb	1.6006	54.3	4.5792
Se 196.026	8.5052b	ppb	2.2618	26.6	5.8528
Sn 189.925	-1.1200b	ppb	0.6240	55.7	-3.0535
Sr 216.596	2140.13b	ppb	20.6080	1.0	29815.4
Ti 334.941	1.1716b	ppb	0.0494	4.2	89.7047
Tl 190.794	-2.5232b	ppb	1.6817	66.6	-3.5549
V 292.401	2.2476b	ppb	0.0663	3.0	-23.4725
Zn 206.200	4.4617b	ppb	0.3877	8.7	167.129

E10172012.wvq. All Data Report 10/22/2012, 11:23:18 AM

640-40637-b-4-b (Samp) 10/18/2012, 8:09:12 AM Rack 4, Tube 9

Weight: 1

Volume: 1

Dilution: 1

Label	Replicates Concentration		
Ag 328.068	-0.3033u	-0.2654u	-0.2949u
Al 308.215	12.4725	14.3921	12.6164
As 188.980	5.3451	11.0833	11.3507
B 249.678	481.829	489.653	478.546
Ba 389.178	186.759	188.180	183.223
Be 313.042	-0.0526u	-0.0519u	-0.0561u
Ca 370.602	156069	157534	153409
Cd 226.502	-0.6735u	-0.5755u	-0.4645u
Co 228.615	-0.0649u	-0.1557u	-0.1633u
Cr 267.716	-0.0698	-0.1603u	-0.0782
Cu 324.754	0.2620	0.2872	0.1818
Fe 271.441	79.5050	83.6705	80.2449
K 766.491	20589.0	20737.9	20347.5
Mg 279.078	70523.4	70986.8	69239.8
Mn 257.610	794.125	796.122	771.272
Mo 202.032	2.4167	1.9933	2.3707
Na 330.237	443829x	448605x	439739x
Ni 231.604	3.3687	4.0872	2.7865
Pb 220.353	0.0245	-1.2566u	1.9558
Sb 206.834	-1.8373u	-3.8752u	1.6976
Se 196.026	4.5988	0.8563	4.5116
Sn 189.925	0.2295	1.5507	0.1432
Sr 216.596	863.543	872.059	850.887
Ti 334.941	0.3680	0.4685	0.3257
Tl 190.794	-2.6968u	-1.4667u	-0.8789u
V 292.401	3.8826	3.9858	3.7063
Zn 206.200	0.7691	1.4642	0.0907

Label	Sol'n Conc.	Units	SD	%RSD	Int. (c/s)
Ag 328.068	-0.2879b	ppb	0.0199	6.9	-29.2564
Al 308.215	13.1604b	ppb	1.0692	8.1	353.668
As 188.980	9.2597b	ppb	3.3928	36.6	5.2088
B 249.678	483.343b	ppb	5.7062	1.2	6522.00
Ba 389.178	186.054b	ppb	2.5527	1.4	3779.98
Be 313.042	-0.0536b	ppb	0.0023	4.2	-167.712
Ca 370.602	155671b	ppb	2091	1.3	634557
Cd 226.502	-0.5712b	ppb	0.1046	18.3	-9.1116
Co 228.615	-0.1280b	ppb	0.0547	42.8	3.7839
Cr 267.716	-0.1028b	ppb	0.0500	48.7	41.9446
Cu 324.754	0.2437b	ppb	0.0550	22.6	242.325
Fe 271.441	81.1401b	ppb	2.2224	2.7	125.425
K 766.491	20558.1b	ppb	197.022	1.0	702241
Mg 279.078	70250.0b	ppb	905.051	1.3	168169
Mn 257.610	787.173b	ppb	13.8068	1.8	57128.3
Mo 202.032	2.2603b	ppb	0.2323	10.3	23.0608
Na 330.237	444058xb	ppb	4437.55	1.0	23175.8
Ni 231.604	3.4141b	ppb	0.6515	19.1	19.8866
Pb 220.353	0.2412b	ppb	1.6171	670.3	-0.1927
Sb 206.834	-1.3383b	ppb	2.8197	210.7	-1.6984
Se 196.026	3.3222b	ppb	2.1360	64.3	3.5375
Sn 189.925	0.6411b	ppb	0.7889	123.0	-1.4187
Sr 216.596	862.163b	ppb	10.6532	1.2	12008.9
Ti 334.941	0.3874b	ppb	0.0733	18.9	3.1929
Tl 190.794	-1.6808b	ppb	0.9276	55.2	-5.5961
V 292.401	3.8583b	ppb	0.1413	3.7	70.4581
Zn 206.200	0.7747b	ppb	0.6868	88.7	7.6245

E10172012.wvq. All Data Report 10/22/2012, 11:23:18 AM

640-40640-d-1-d (Samp) **10/18/2012, 8:15:01 AM** **Rack 4, Tube 10**
Weight: 1 **Volume: 1** **Dilution: 1**

Label	Replicates Concentration		
Ag 328.068	-0.3737u	-0.2061u	-0.0426u
Al 308.215	14.4132	11.2441	12.7808
As 188.980	1.5016	3.4270	4.8315
B 249.678	320.341	308.934	308.608
Ba 389.178	394.631	379.941	379.111
Be 313.042	-0.0597u	-0.0740u	-0.0798u
Ca 370.602	232661	222066	221928
Cd 226.502	-0.6966	-0.6018	-0.6703
Co 228.615	-0.2345u	0.0511	-0.1256u
Cr 267.716	-0.0591	-0.2414u	-0.2066
Cu 324.754	0.4291	0.0192	0.0775
Fe 271.441	4870.36	4677.29	4658.27
K 766.491	19919.5	19423.0	19414.3
Mg 279.078	95388.3	91726.9	91489.4
Mn 257.610	884.227	847.506	849.631
Mo 202.032	-0.0062u	-0.2773u	0.0487
Na 330.237	559413x	544655x	542993x
Ni 231.604	1.6937	2.5136	2.6223
Pb 220.353	2.0485	-0.7472u	1.0097
Sb 206.834	-3.0603u	-2.0884u	0.7572
Se 196.026	2.5540	2.7625	2.7109
Sn 189.925	1.2993	0.2330	1.9847
Sr 216.596	1394.74	1371.87	1348.36
Ti 334.941	0.3858	0.3258	0.0475u
Tl 190.794	-2.6519u	0.6263	-2.0272u
V 292.401	1.0180u	1.3095u	1.0052u
Zn 206.200	0.2860	1.2908	-0.6622

Label	Sol'n Conc.	Units	SD	%RSD	Int. (c/s)
Ag 328.068	-0.2075b	ppb	0.1655	79.8	-30.8329
Al 308.215	12.8127b	ppb	1.5848	12.4	351.123
As 188.980	3.2534b	ppb	1.6717	51.4	0.3295
B 249.678	312.628b	ppb	6.6815	2.1	4230.81
Ba 389.178	384.561b	ppb	8.7308	2.3	7758.94
Be 313.042	-0.0711b	ppb	0.0103	14.5	-184.204
Ca 370.602	225552b	ppb	6157	2.7	917386
Cd 226.502	-0.6563b	ppb	0.0489	7.5	10.7488
Co 228.615	-0.1030b	ppb	0.1441	139.9	4.4138
Cr 267.716	-0.1690b	ppb	0.0968	57.3	42.1150
Cu 324.754	0.1753b	ppb	0.2217	126.5	237.986
Fe 271.441	4735.30b	ppb	117.345	2.5	7354.84
K 766.491	19585.6b	ppb	289.186	1.5	669037
Mg 279.078	92868.2b	ppb	2185.68	2.4	222315
Mn 257.610	860.455b	ppb	20.6148	2.4	62468.1
Mo 202.032	-0.0783b	ppb	0.1746	223.0	3.7777
Na 330.237	549020xb	ppb	9038.61	1.6	28653.0
Ni 231.604	2.2765b	ppb	0.5077	22.3	17.0634
Pb 220.353	0.7703b	ppb	1.4131	183.5	0.8786
Sb 206.834	-1.4638b	ppb	1.9839	135.5	-1.7671
Se 196.026	2.6758b	ppb	0.1086	4.1	3.2650
Sn 189.925	1.1723b	ppb	0.8827	75.3	-0.8235
Sr 216.596	1371.66b	ppb	23.1910	1.7	19112.9
Ti 334.941	0.2530b	ppb	0.1805	71.3	-12.1827
Tl 190.794	-1.3509b	ppb	1.7406	128.8	-5.9463
V 292.401	1.1109b	ppb	0.1721	15.5	-8.2761
Zn 206.200	0.3048b	ppb	0.9767	217.4	-7.5872

E10172012.wvq. All Data Report 10/22/2012, 11:23:18 AM

640-40640-d-1-dSD^5 (Samp) 10/18/2012, 8:20:50 AM Rack 4, Tube 11

Weight: 1

Volume: 1

Dilution: 1

Label	Replicates Concentration		
Ag 328.068	-0.0755u	-0.1548u	-0.1404u
Al 308.215	7.6750	5.5021	5.2323
As 188.980	3.0956	1.6874	-1.7568u
B 249.678	63.2530	61.7397	61.9170
Ba 389.178	76.5183	75.1797	75.0214
Be 313.042	-0.0817u	-0.0739u	-0.0811u
Ca 370.602	45797	45046	45133
Cd 226.502	-0.2602u	-0.1720u	-0.2582u
Co 228.615	-0.5309u	-0.5893u	-0.0367u
Cr 267.716	-0.4519u	-0.4529u	-0.2580u
Cu 324.754	-0.0418u	-0.2195u	-0.2464u
Fe 271.441	984.865	962.991	971.359
K 766.491	3020.95	2975.32	2976.10
Mg 279.078	18553.9	18238.1	18363.9
Mn 257.610	176.113	172.567	176.136
Mo 202.032	0.1692	-0.2191u	-0.1895u
Na 330.237	95058.6	93224.0	93223.2
Ni 231.604	0.9613	1.5009	2.8475
Pb 220.353	1.9508	0.2572	0.1184
Sb 206.834	0.9817	-1.3156u	-0.3441u
Se 196.026	1.6103	6.9220	-0.6994u
Sn 189.925	0.5660	0.7799	-0.1778u
Sr 216.596	282.557	278.262	280.005
Ti 334.941	-0.0390u	0.0842	0.0389
Tl 190.794	0.2961	0.1777	-1.4082u
V 292.401	0.0029u	0.3810	0.1998u
Zn 206.200	0.8494	0.0481	0.0918

Label	Sol'n Conc.	Units	SD	%RSD	Int. (c/s)
Ag 328.068	-0.1236b	ppb	0.0423	34.2	-12.5474
Al 308.215	6.1365b	ppb	1.3393	21.8	308.439
As 188.980	1.0087b	ppb	2.4964	247.5	-1.4914
B 249.678	62.3033b	ppb	0.8273	1.3	877.946
Ba 389.178	75.5731b	ppb	0.8223	1.1	1528.39
Be 313.042	-0.0789b	ppb	0.0043	5.5	-204.872
Ca 370.602	45325b	ppb	411.0	0.9	184373
Cd 226.502	-0.2301b	ppb	0.0504	21.9	0.5449
Co 228.615	-0.3856b	ppb	0.3036	78.7	0.5463
Cr 267.716	-0.3876b	ppb	0.1122	29.0	22.7631
Cu 324.754	-0.1692b	ppb	0.1112	65.7	216.252
Fe 271.441	973.072b	ppb	11.0374	1.1	1507.83
K 766.491	2990.79b	ppb	26.1237	0.9	102463
Mg 279.078	18385.3b	ppb	158.974	0.9	44016.6
Mn 257.610	174.939b	ppb	2.0537	1.2	12732.3
Mo 202.032	-0.0798b	ppb	0.2162	270.9	3.9750
Na 330.237	93835.3b	ppb	1059.47	1.1	4895.17
Ni 231.604	1.7699b	ppb	0.9714	54.9	11.9842
Pb 220.353	0.7754b	ppb	1.0202	131.6	0.6357
Sb 206.834	-0.2260b	ppb	1.1532	510.2	-0.0195
Se 196.026	2.6110b	ppb	3.9080	149.7	3.2229
Sn 189.925	0.3894b	ppb	0.5027	129.1	-1.8618
Sr 216.596	280.275b	ppb	2.1604	0.8	3908.62
Ti 334.941	0.0280b	ppb	0.0623	222.2	-23.6434
Tl 190.794	-0.3115b	ppb	0.9517	305.5	-4.6998
V 292.401	0.1946b	ppb	0.1891	97.2	-3.9554
Zn 206.200	0.3298b	ppb	0.4595	216.8	25.5693

640-40640-d-1-dPDS (Samp) 10/18/2012, 8:26:41 AM Rack 4, Tube 12

Weight: 1 Volume: 1 Dilution: 1

Label	Replicates Concentration		
Ag 328.068	42.4630	42.5084	43.9813
Al 308.215	1722.78	1717.41	1768.79
As 188.980	1646.02	1634.63	1681.55
B 249.678	1123.33	1134.00	1176.13
Ba 389.178	1988.51	1987.31	2045.54
Be 313.042	41.2526	41.2905	42.5588
Ca 370.602	221357	220862	228982
Cd 226.502	39.4354	39.3471	41.0240
Co 228.615	402.218	403.066	412.599
Cr 267.716	159.154	159.468	165.109
Cu 324.754	216.004	215.829	221.029
Fe 271.441	5334.41	5318.88	5462.91
K 766.491	24861.9	24712.3	25226.2
Mg 279.078	93440.8	93651.0	96696.6
Mn 257.610	1237.27	1243.90	1295.02
Mo 202.032	395.974	399.009	410.800
Na 330.237	538111x	536638x	548454x
Ni 231.604	397.113	395.062	408.015
Pb 220.353	394.690	395.801	405.879
Sb 206.834	415.617	417.106	429.298
Se 196.026	1695.80	1696.80	1766.24
Sn 189.925	791.213	794.875	829.066
Sr 216.596	1722.69	1726.27	1790.22
Ti 334.941	813.238	819.074	855.775
Tl 190.794	1564.27	1577.85	1631.36
V 292.401	403.648	403.034	415.104
Zn 206.200	389.379	392.013	403.792

Label	Sol'n Conc.	Units	SD	%RSD	Int. (c/s)
Ag 328.068	42.9842b	ppb	0.8638	2.0	2689.07
Al 308.215	1736.33b	ppb	28.2422	1.6	11417.5
As 188.980	1654.07b	ppb	24.4704	1.5	1340.37
B 249.678	1144.49b	ppb	27.9164	2.4	15380.3
Ba 389.178	2007.12b	ppb	33.2779	1.7	40139.6
Be 313.042	41.7006b	ppb	0.7434	1.8	61187.7
Ca 370.602	223734b	ppb	4552	2.0	909777
Cd 226.502	39.9355b	ppb	0.9437	2.4	2033.28
Co 228.615	405.961b	ppb	5.7646	1.4	5278.94
Cr 267.716	161.244b	ppb	3.3511	2.1	7705.90
Cu 324.754	217.621b	ppb	2.9531	1.4	13967.3
Fe 271.441	5372.07b	ppb	79.0563	1.5	8390.79
K 766.491	24933.5b	ppb	264.292	1.1	851624
Mg 279.078	94596.1b	ppb	1822.10	1.9	226447
Mn 257.610	1258.73b	ppb	31.6022	2.5	91305.8
Mo 202.032	401.928b	ppb	7.8318	1.9	3274.09
Na 330.237	541068xb	ppb	6439.03	1.2	28231.1
Ni 231.604	400.064b	ppb	6.9624	1.7	1410.82
Pb 220.353	398.790b	ppb	6.1644	1.5	684.725
Sb 206.834	420.673b	ppb	7.5059	1.8	614.428
Se 196.026	1719.61b	ppb	40.3833	2.3	770.336
Sn 189.925	805.051b	ppb	20.8779	2.6	781.914
Sr 216.596	1746.39b	ppb	37.9951	2.2	24295.6
Ti 334.941	829.363b	ppb	23.0593	2.8	81336.4
Tl 190.794	1591.16b	ppb	35.4684	2.2	2427.28
V 292.401	407.262b	ppb	6.7982	1.7	10340.4
Zn 206.200	395.061b	ppb	7.6745	1.9	574.149

E10172012.wvq. All Data Report 10/22/2012, 11:23:18 AM

640-40640-d-1-e ms (Samp) **10/18/2012, 8:44:10 AM** **Rack 4, Tube 15****Weight: 1****Volume: 1****Dilution: 1**

Label	Replicates Concentration		
Ag 328.068	52.6738	52.5427	52.1330
Al 308.215	5438.42	5411.09	5393.72
As 188.980	108.728	104.288	108.471
B 249.678	518.559	514.400	513.128
Ba 389.178	478.441	474.805	473.221
Be 313.042	52.7342	52.2597	52.0656
Ca 370.602	226840	226288	224991
Cd 226.502	50.0498	49.4035	49.2895
Co 228.615	48.9977	49.5515	50.4605
Cr 267.716	101.334	99.9282	99.6691
Cu 324.754	109.384	108.646	108.535
Fe 271.441	9631.17	9559.23	9528.03
K 766.491	26437.8	26395.3	26239.7
Mg 279.078	97079.6	96192.2	95763.8
Mn 257.610	1379.27	1358.35	1348.81
Mo 202.032	101.100	99.5144	99.6588
Na 330.237	549663x	546915x	545347x
Ni 231.604	101.892	101.267	100.632
Pb 220.353	50.3335	47.7395	50.9990
Sb 206.834	54.9419	52.7646	51.9320
Se 196.026	108.300	106.624	109.572
Sn 189.925	100.664	98.7791	99.8698
Sr 216.596	1454.56	1445.00	1443.38
Ti 334.941	107.219	105.848	104.817
Tl 190.794	36.5179	35.5810	36.2554
V 292.401	102.919	102.233	101.857
Zn 206.200	97.4176	98.5067	99.1877

Label	Sol'n Conc.	Units	SD	%RSD	Int. (c/s)
Ag 328.068	52.4498b	ppb	0.2821	0.5	3287.17
Al 308.215	5414.41b	ppb	22.5329	0.4	34904.4
As 188.980	107.162b	ppb	2.4924	2.3	84.0416
B 249.678	515.362b	ppb	2.8405	0.6	6945.07
Ba 389.178	475.489b	ppb	2.6763	0.6	9579.31
Be 313.042	52.3532b	ppb	0.3440	0.7	76805.5
Ca 370.602	226040b	ppb	949.3	0.4	917305
Cd 226.502	49.5810b	ppb	0.4100	0.8	2529.29
Co 228.615	49.6699b	ppb	0.7386	1.5	649.647
Cr 267.716	100.310b	ppb	0.8959	0.9	4815.28
Cu 324.754	108.855b	ppb	0.4615	0.4	7094.29
Fe 271.441	9572.81b	ppb	52.8924	0.6	14874.2
K 766.491	26357.6b	ppb	104.280	0.4	900246
Mg 279.078	96345.2b	ppb	671.105	0.7	230632
Mn 257.610	1362.14b	ppb	15.5815	1.1	98797.8
Mo 202.032	100.091b	ppb	0.8765	0.9	818.548
Na 330.237	547308xb	ppb	2184.72	0.4	28561.1
Ni 231.604	101.263b	ppb	0.6303	0.6	363.941
Pb 220.353	49.6907b	ppb	1.7222	3.5	84.8490
Sb 206.834	53.2128b	ppb	1.5542	2.9	78.0967
Se 196.026	108.165b	ppb	1.4785	1.4	50.4111
Sn 189.925	99.7710b	ppb	0.9464	0.9	95.1820
Sr 216.596	1447.65b	ppb	6.0437	0.4	20174.3
Ti 334.941	105.961b	ppb	1.2052	1.1	10360.9
Tl 190.794	36.1181b	ppb	0.4833	1.3	51.3815
V 292.401	102.336b	ppb	0.5381	0.5	2568.97
Zn 206.200	98.3706b	ppb	0.8928	0.9	148.082

640-40640-d-1-f msd (Samp) 10/18/2012, 8:50:00 AM Rack 4, Tube 16

Weight: 1 Volume: 1 Dilution: 1

Label	Replicates Concentration		
Ag 328.068	53.3225	53.2851	53.0541
Al 308.215	5481.96	5478.60	5487.83
As 188.980	110.134	103.829	104.679
B 249.678	520.548	519.914	521.365
Ba 389.178	484.018	482.793	483.277
Be 313.042	52.9715	52.8367	52.9042
Ca 370.602	231368	229950	230603
Cd 226.502	50.0045	50.2949	50.1099
Co 228.615	49.8306	49.5528	49.8018
Cr 267.716	101.641	101.443	101.344
Cu 324.754	109.303	108.921	109.453
Fe 271.441	9701.46	9721.80	9731.94
K 766.491	26849.7	26830.1	26895.8
Mg 279.078	98311.6	97927.2	97958.1
Mn 257.610	1389.32	1375.87	1375.35
Mo 202.032	102.133	100.594	101.754
Na 330.237	556194x	554085x	557895x
Ni 231.604	101.573	102.148	101.271
Pb 220.353	52.8792	52.1405	49.6110
Sb 206.834	54.1049	52.5816	53.5337
Se 196.026	112.013	107.627	110.066
Sn 189.925	102.593	103.832	103.405
Sr 216.596	1481.01	1472.65	1475.27
Ti 334.941	108.141	106.988	106.616
Tl 190.794	38.3797	38.2388	36.8153
V 292.401	103.796	103.501	104.298
Zn 206.200	98.4387	99.2081	99.9087

Label	Sol'n Conc.	Units	SD	%RSD	Int. (c/s)
Ag 328.068	53.2206b	ppb	0.1454	0.3	3335.38
Al 308.215	5482.80b	ppb	4.6678	0.1	35341.9
As 188.980	106.214b	ppb	3.4212	3.2	83.2630
B 249.678	520.609b	ppb	0.7276	0.1	7015.30
Ba 389.178	483.363b	ppb	0.6170	0.1	9737.90
Be 313.042	52.9041b	ppb	0.0674	0.1	77615.2
Ca 370.602	230640b	ppb	709.7	0.3	935996
Cd 226.502	50.1364b	ppb	0.1470	0.3	2557.92
Co 228.615	49.7284b	ppb	0.1528	0.3	650.403
Cr 267.716	101.476b	ppb	0.1512	0.1	4870.81
Cu 324.754	109.226b	ppb	0.2746	0.3	7117.68
Fe 271.441	9718.40b	ppb	15.5180	0.2	15100.4
K 766.491	26858.5b	ppb	33.7429	0.1	917349
Mg 279.078	98065.6b	ppb	213.548	0.2	234750
Mn 257.610	1380.18b	ppb	7.9204	0.6	100106
Mo 202.032	101.494b	ppb	0.8019	0.8	829.956
Na 330.237	556058xb	ppb	1908.20	0.3	29017.8
Ni 231.604	101.664b	ppb	0.4452	0.4	365.423
Pb 220.353	51.5436b	ppb	1.7139	3.3	88.0409
Sb 206.834	53.4068b	ppb	0.7696	1.4	78.3766
Se 196.026	109.902b	ppb	2.1973	2.0	51.1875
Sn 189.925	103.277b	ppb	0.6292	0.6	98.6013
Sr 216.596	1476.31b	ppb	4.2779	0.3	20573.7
Ti 334.941	107.249b	ppb	0.7951	0.7	10487.1
Tl 190.794	37.8113b	ppb	0.8654	2.3	53.9718
V 292.401	103.865b	ppb	0.4028	0.4	2607.25
Zn 206.200	99.1852b	ppb	0.7353	0.7	2149.294

E10172012.wvq. All Data Report 10/22/2012, 11:23:18 AM

640-40640-d-4-b (Samp) **10/18/2012, 8:55:49 AM** **Rack 4, Tube 17****Weight: 1****Volume: 1****Dilution: 1**

Label	Replicates Concentration		
Ag 328.068	-0.4901u	-0.3760u	-0.2277u
Al 308.215	12.2874	11.8343	11.5589
As 188.980	6.1220	4.9500	0.5316
B 249.678	345.804	336.453	335.863
Ba 389.178	676.491	658.108	653.471
Be 313.042	-0.0734u	-0.0891u	-0.1085u
Ca 370.602	219968	213740	213416
Cd 226.502	-0.5175u	-0.6386u	-0.5635u
Co 228.615	-0.7219u	-0.4368u	-0.8427u
Cr 267.716	-0.3788u	-0.1385u	-0.4611u
Cu 324.754	-0.0009u	0.0746	-0.0916u
Fe 271.441	16.3434	16.8554	12.7780
K 766.491	17677.1	17339.5	17251.9
Mg 279.078	119150	115676	114974
Mn 257.610	490.669	474.337	462.066
Mo 202.032	0.6534	0.2990	0.8124
Na 330.237	325024x	320624x	314582x
Ni 231.604	2.0152	2.5019	2.2897
Pb 220.353	1.7868	1.2386	1.0969
Sb 206.834	0.8215	1.0254	2.1622
Se 196.026	3.6000	1.0210	5.6322
Sn 189.925	-0.6258u	-2.0835u	-2.9194u
Sr 216.596	1654.15	1609.00	1593.70
Ti 334.941	0.2538	0.3948	0.2076
Tl 190.794	-0.6132u	-0.4244	-2.7663u
V 292.401	0.1185u	0.2851u	0.2259u
Zn 206.200	-0.0346	0.8488	-0.2681

Label	Sol'n Conc.	Units	SD	%RSD	Int. (c/s)
Ag 328.068	-0.3646b	ppb	0.1316	36.1	-42.2392
Al 308.215	11.8935b	ppb	0.3679	3.1	345.197
As 188.980	3.8679b	ppb	2.9481	76.2	0.8304
B 249.678	339.374b	ppb	5.5765	1.6	4592.33
Ba 389.178	662.690b	ppb	12.1751	1.8	13338.6
Be 313.042	-0.0903b	ppb	0.0176	19.5	-195.751
Ca 370.602	215708b	ppb	3693	1.7	879288
Cd 226.502	-0.5732b	ppb	0.0611	10.7	-1.1578
Co 228.615	-0.6671b	ppb	0.2084	31.2	-3.1675
Cr 267.716	-0.3261b	ppb	0.1676	51.4	29.2268
Cu 324.754	-0.0060b	ppb	0.0832	1393.1	226.578
Fe 271.441	15.3256b	ppb	2.2211	14.5	24.5562
K 766.491	17422.8b	ppb	224.514	1.3	595197
Mg 279.078	116600b	ppb	2236.14	1.9	279132
Mn 257.610	475.691b	ppb	14.3499	3.0	34641.8
Mo 202.032	0.5883b	ppb	0.2629	44.7	9.4649
Na 330.237	320077xb	ppb	5242.24	1.6	16701.2
Ni 231.604	2.2689b	ppb	0.2440	10.8	17.8285
Pb 220.353	1.3741b	ppb	0.3643	26.5	1.6964
Sb 206.834	1.3364b	ppb	0.7224	54.1	2.2467
Se 196.026	3.4178b	ppb	2.3110	67.6	3.5799
Sn 189.925	-1.8763b	ppb	1.1608	61.9	-3.8887
Sr 216.596	1618.95b	ppb	31.4320	1.9	22539.3
Ti 334.941	0.2854b	ppb	0.0975	34.2	-2.7783
Tl 190.794	-1.2680b	ppb	1.3010	102.6	-5.4697
V 292.401	0.2099b	ppb	0.0844	40.2	-29.2877
Zn 206.200	0.1820b	ppb	0.5891	222.0	257.0452

E10172012.wvq. All Data Report 10/22/2012, 11:23:18 AM

640-40640-d-5-b (Samp) **10/18/2012, 9:01:39 AM** **Rack 4, Tube 18****Weight: 1****Volume: 1****Dilution: 1**

Label	Replicates Concentration		
Ag 328.068	-0.1837u	-0.1475u	-0.3262u
Al 308.215	13.9269	15.6372	16.9029
As 188.980	7.6925	3.5611	2.7494
B 249.678	2061.95	2052.14	2076.02
Ba 389.178	185.238	184.662	186.076
Be 313.042	0.0146u	0.0110u	0.0086u
Ca 370.602	139225	138341	139767
Cd 226.502	-0.3755u	-0.4312u	-0.4909u
Co 228.615	-0.1506u	-0.0591u	-0.0661u
Cr 267.716	-0.7681u	-0.9988u	-0.8806u
Cu 324.754	0.0824	0.3503	0.0241
Fe 271.441	63.4885	60.5973	60.1966
K 766.491	103697x	103320x	104560x
Mg 279.078	228380	226802	228967
Mn 257.610	385.323	379.735	382.158
Mo 202.032	-0.1173u	-0.5181u	-0.0946u
Na 330.237	1781651x	1764849x	1798130x
Ni 231.604	2.2916	2.2262	3.2111
Pb 220.353	-1.9556u	2.9169	3.3562
Sb 206.834	1.3142	2.2004	1.7529
Se 196.026	5.3533	15.4492	7.7337
Sn 189.925	-2.5628u	3.5197	1.3173
Sr 216.596	1428.31	1420.53	1431.04
Ti 334.941	-0.1977u	-0.0723u	-0.2754u
Tl 190.794	-1.1394u	-0.1179	-1.1030u
V 292.401	1.3488	0.9667u	0.8564u
Zn 206.200	-2.3050	-3.2259	-2.4769

Label	Sol'n Conc.	Units	SD	%RSD	Int. (c/s)
Ag 328.068	-0.2191b	ppb	0.0945	43.1	-32.5252
Al 308.215	15.4890b	ppb	1.4935	9.6	368.244
As 188.980	4.6677b	ppb	2.6509	56.8	1.4807
B 249.678	2063.37b	ppb	12.0004	0.6	27700.3
Ba 389.178	185.325b	ppb	0.7110	0.4	3964.23
Be 313.042	0.0114b	ppb	0.0030	26.3	-196.507
Ca 370.602	139111b	ppb	719.8	0.5	567051
Cd 226.502	-0.4325b	ppb	0.0577	13.4	-11.0885
Co 228.615	-0.0920b	ppb	0.0509	55.4	4.3821
Cr 267.716	-0.8825b	ppb	0.1154	13.1	27.6188
Cu 324.754	0.1523b	ppb	0.1739	114.2	236.525
Fe 271.441	61.4275b	ppb	1.7961	2.9	94.3522
K 766.491	103859xb	ppb	635.901	0.6	3546282
Mg 279.078	228050b	ppb	1119.71	0.5	545936
Mn 257.610	382.405b	ppb	2.8020	0.7	28039.5
Mo 202.032	-0.2434b	ppb	0.2382	97.9	2.6957
Na 330.237	1781544xb	ppb	16640.7	0.9	92990.3
Ni 231.604	2.5763b	ppb	0.5507	21.4	23.6157
Pb 220.353	1.4392b	ppb	2.9482	204.9	1.7926
Sb 206.834	1.7559b	ppb	0.4431	25.2	2.8745
Se 196.026	9.5121b	ppb	5.2777	55.5	6.3029
Sn 189.925	0.7581b	ppb	3.0796	406.2	-0.7775
Sr 216.596	1426.63b	ppb	5.4557	0.4	19857.5
Ti 334.941	-0.1818b	ppb	0.1025	56.4	-85.2213
Tl 190.794	-0.7868b	ppb	0.5796	73.7	-4.8868
V 292.401	1.0573b	ppb	0.2584	24.4	-5.5715
Zn 206.200	-2.6693b	ppb	0.4896	18.3	-7.0081

E10172012.wvq. All Data Report 10/22/2012, 11:23:18 AM

640-40650-d-1-b (Samp) 10/18/2012, 9:07:29 AM Rack 4, Tube 19

Weight: 1

Volume: 1

Dilution: 1

Label	Replicates Concentration		
Ag 328.068	-0.5458u	-0.4307u	-0.1046u
Al 308.215	13.8346	15.4153	16.1564
As 188.980	5.4606	1.9500	-1.2980u
B 249.678	1814.78	1820.59	1828.87
Ba 389.178	269.538	270.104	272.328
Be 313.042	0.0031u	0.0041u	0.0072u
Ca 370.602	148102	148663	148650
Cd 226.502	-0.4427u	-0.5138u	-0.4420u
Co 228.615	-0.0026	-0.1882u	-0.0534u
Cr 267.716	-0.7451u	-0.7986u	-0.4054
Cu 324.754	0.3676	0.2013	0.3945
Fe 271.441	48.3157	48.9143	46.5480
K 766.491	89174.0x	89145.5x	89256.4x
Mg 279.078	206911	207088	207510
Mn 257.610	184.527	184.312	184.853
Mo 202.032	-0.0431u	-0.3228u	-0.1827u
Na 330.237	1569573x	1569171x	1570354x
Ni 231.604	3.9139	2.7061	4.2207
Pb 220.353	3.0050	-0.2401u	-1.7859u
Sb 206.834	3.0886	1.5744	3.7915
Se 196.026	4.4458	4.4764	10.2176
Sn 189.925	1.7010	-1.2073u	0.5664
Sr 216.596	1470.13	1459.07	1454.13
Ti 334.941	-0.0173u	-0.1444u	-0.0903u
Tl 190.794	-1.2117u	-1.0380u	-1.3202u
V 292.401	1.0565u	1.1907	0.8268u
Zn 206.200	-2.1485	-2.1093	-1.6262

Label	Sol'n Conc.	Units	SD	%RSD	Int. (c/s)
Ag 328.068	-0.3604b	ppb	0.2289	63.5	-41.4600
Al 308.215	15.1354b	ppb	1.1860	7.8	365.988
As 188.980	2.0375b	ppb	3.3802	165.9	-0.6574
B 249.678	1821.41b	ppb	7.0797	0.4	24457.2
Ba 389.178	270.657b	ppb	1.4746	0.5	5639.47
Be 313.042	0.0048b	ppb	0.0021	44.3	-184.775
Ca 370.602	148472b	ppb	320.1	0.2	605204
Cd 226.502	-0.4661b	ppb	0.0413	8.9	-10.6070
Co 228.615	-0.0814b	ppb	0.0959	117.8	4.4992
Cr 267.716	-0.6497b	ppb	0.2132	32.8	35.0935
Cu 324.754	0.3211b	ppb	0.1047	32.6	247.181
Fe 271.441	47.9260b	ppb	1.2304	2.6	73.6206
K 766.491	89192.0xb	ppb	57.5998	0.1	3045521
Mg 279.078	207170b	ppb	307.999	0.1	495953
Mn 257.610	184.564b	ppb	0.2721	0.1	13687.6
Mo 202.032	-0.1829b	ppb	0.1398	76.5	3.1888
Na 330.237	1569699xb	ppb	601.714	0.0	81932.2
Ni 231.604	3.6136b	ppb	0.8007	22.2	26.3650
Pb 220.353	0.3263b	ppb	2.4452	749.3	-0.1641
Sb 206.834	2.8181b	ppb	1.1330	40.2	4.4321
Se 196.026	6.3799b	ppb	3.3236	52.1	4.9035
Sn 189.925	0.3534b	ppb	1.4658	414.8	-1.2512
Sr 216.596	1461.11b	ppb	8.1912	0.6	20337.8
Ti 334.941	-0.0840b	ppb	0.0638	75.9	-70.4235
Tl 190.794	-1.1900b	ppb	0.1424	12.0	-5.8259
V 292.401	1.0247b	ppb	0.1840	18.0	-6.1642
Zn 206.200	-1.9613b	ppb	0.2999	14.8	-7.4525

E10172012.wvq. All Data Report 10/22/2012, 11:23:18 AM

640-40650-d-2-b (Samp) **10/18/2012, 9:13:19 AM** **Rack 4, Tube 20****Weight: 1****Volume: 1****Dilution: 1**

Label	Replicates Concentration		
Ag 328.068	-0.3006u	-0.2692u	-0.5111u
Al 308.215	19.3672	15.7641	14.1229
As 188.980	5.7391	4.1129	1.2610
B 249.678	2209.77	2121.67	2121.51
Ba 389.178	258.679	246.459	246.431
Be 313.042	0.0359u	0.0313u	0.0267u
Ca 370.602	149004	142981	141653
Cd 226.502	-0.4484u	-0.4995u	-0.6607u
Co 228.615	-0.1885u	-0.0289u	0.1150
Cr 267.716	-1.0046u	-1.1292u	-0.8090u
Cu 324.754	0.6984	0.4165	0.4974
Fe 271.441	63.2116	59.9760	55.1218
K 766.491	108256x	104830x	103398x
Mg 279.078	247917	237654	236341
Mn 257.610	281.143	266.630	269.735
Mo 202.032	-0.6936u	0.3770	-0.2298u
Na 330.237	2055299x	1998266x	1974998x
Ni 231.604	2.6611	2.2394	1.0485
Pb 220.353	1.9418	2.2733	0.4593
Sb 206.834	-1.5886u	5.0539	1.5042
Se 196.026	9.1694	7.7244	9.0437
Sn 189.925	-0.6010	1.0473	-0.2030
Sr 216.596	1581.07	1486.75	1483.41
Ti 334.941	-0.2081u	-0.0431u	-0.0042u
Tl 190.794	-0.8662u	-1.3242u	-1.0129u
V 292.401	1.2800	1.7540	1.6229
Zn 206.200	11.1854	10.4240	13.1455

Label	Sol'n Conc.	Units	SD	%RSD	Int. (c/s)
Ag 328.068	-0.3603b	ppb	0.1316	36.5	-42.4220
Al 308.215	16.4181b	ppb	2.6826	16.3	374.221
As 188.980	3.7043b	ppb	2.2668	61.2	0.6981
B 249.678	2150.98b	ppb	50.9100	2.4	28874.5
Ba 389.178	250.523b	ppb	7.0630	2.8	5279.65
Be 313.042	0.0313b	ppb	0.0046	14.7	-185.810
Ca 370.602	144546b	ppb	3917	2.7	589202
Cd 226.502	-0.5362b	ppb	0.1108	20.7	-17.0944
Co 228.615	-0.0341b	ppb	0.1518	444.6	5.1305
Cr 267.716	-0.9809b	ppb	0.1614	16.5	26.8312
Cu 324.754	0.5374b	ppb	0.1451	27.0	260.813
Fe 271.441	59.4365b	ppb	4.0718	6.9	91.3979
K 766.491	105494xb	ppb	2496.02	2.4	3602117
Mg 279.078	240637b	ppb	6338.61	2.6	576071
Mn 257.610	272.503b	ppb	7.6419	2.8	20099.4
Mo 202.032	-0.1821b	ppb	0.5369	294.8	3.1938
Na 330.237	2009521xb	ppb	41316.7	2.1	104891
Ni 231.604	1.9830b	ppb	0.8363	42.2	22.0603
Pb 220.353	1.5581b	ppb	0.9660	62.0	1.9746
Sb 206.834	1.6565b	ppb	3.3238	200.7	2.7269
Se 196.026	8.6458b	ppb	0.8005	9.3	5.9158
Sn 189.925	0.0811b	ppb	0.8601	1060.8	-1.3420
Sr 216.596	1517.08b	ppb	55.4453	3.7	21115.9
Ti 334.941	-0.0851b	ppb	0.1082	127.2	-81.5558
Tl 190.794	-1.0678b	ppb	0.2339	21.9	-5.4951
V 292.401	1.5523b	ppb	0.2447	15.8	5.0145
Zn 206.200	11.5850b	ppb	1.4041	12.1	27.8380

E10172012.wvq. All Data Report 10/22/2012, 11:23:18 AM

640-40650-d-3-b (Samp) 10/18/2012, 9:19:08 AM Rack 4, Tube 21
 Weight: 1 Volume: 1 Dilution: 1

Label	Replicates Concentration		
Ag 328.068	-0.1827u	-0.1460u	-0.1316u
Al 308.215	12.1739	10.3428	8.5002
As 188.980	4.2204	1.2994	-3.0187u
B 249.678	258.066	257.449	252.419
Ba 389.178	569.507	563.809	556.304
Be 313.042	-0.1265u	-0.1166u	-0.1220u
Ca 370.602	288983	286486	281867
Cd 226.502	-0.8252u	-0.7914u	-0.8764u
Co 228.615	-0.3734u	-1.3266u	-0.8601u
Cr 267.716	-0.2806u	-0.1187u	-0.2005u
Cu 324.754	-0.5419u	-0.9643u	-0.4532u
Fe 271.441	19.8585	20.1447	20.7879
K 766.491	9684.37	9626.34	9475.67
Mg 279.078	102071	101412	100329
Mn 257.610	2497.18	2516.19	2487.18
Mo 202.032	0.5475	0.2844	-0.0433u
Na 330.237	110542x	109777x	108011x
Ni 231.604	2.9448	2.9211	2.5895
Pb 220.353	1.3833	-0.7486u	1.3600
Sb 206.834	-0.5982u	-2.2587u	0.4602
Se 196.026	7.0265	3.0914	0.0093
Sn 189.925	0.6019	-0.5111u	-0.7484u
Sr 216.596	1441.20	1451.09	1427.70
Ti 334.941	0.6551	0.7049	0.4956
Tl 190.794	-1.0598	-2.1273	-0.6027
V 292.401	0.6082u	0.5247u	0.8255u
Zn 206.200	0.2172	-0.4808	-0.5576

Label	Sol'n Conc.	Units	SD	%RSD	Int. (c/s)
Ag 328.068	-0.1534b	ppb	0.0264	17.2	-27.0774
Al 308.215	10.3390b	ppb	1.8369	17.8	335.244
As 188.980	0.8337b	ppb	3.6419	436.8	-1.6350
B 249.678	255.978b	ppb	3.0972	1.2	3474.51
Ba 389.178	563.207b	ppb	6.6224	1.2	11323.5
Be 313.042	-0.1217b	ppb	0.0049	4.1	-203.329
Ca 370.602	285778b	ppb	3610	1.3	1164979
Cd 226.502	-0.8310b	ppb	0.0428	5.1	-4.9592
Co 228.615	-0.8533b	ppb	0.4766	55.9	-5.5714
Cr 267.716	-0.1999b	ppb	0.0810	40.5	31.6415
Cu 324.754	-0.6531b	ppb	0.2731	41.8	185.760
Fe 271.441	20.2637b	ppb	0.4760	2.3	33.8858
K 766.491	9595.46b	ppb	107.720	1.1	327957
Mg 279.078	101271b	ppb	879.570	0.9	242409
Mn 257.610	2500.18b	ppb	14.7393	0.6	181192
Mo 202.032	0.2628b	ppb	0.2960	112.6	6.8170
Na 330.237	109443xb	ppb	1298.14	1.2	5706.06
Ni 231.604	2.8185b	ppb	0.1987	7.0	19.1060
Pb 220.353	0.6649b	ppb	1.2242	184.1	0.8862
Sb 206.834	-0.7989b	ppb	1.3705	171.5	-0.8837
Se 196.026	3.3757b	ppb	3.5173	104.2	3.5612
Sn 189.925	-0.2192b	ppb	0.7209	328.9	-2.3234
Sr 216.596	1440.00b	ppb	11.7445	0.8	20057.0
Ti 334.941	0.6185b	ppb	0.1093	17.7	35.2085
Tl 190.794	-1.2633b	ppb	0.7824	61.9	-2.1424
V 292.401	0.6528b	ppb	0.1553	23.8	-30.1741
Zn 206.200	-0.2737b	ppb	0.4269	206.8	-259969

E10172012.wvq. All Data Report 10/22/2012, 11:23:18 AM

640-40650-d-4-b (Samp) 10/18/2012, 9:24:58 AM Rack 4, Tube 22

Weight: 1

Volume: 1

Dilution: 1

Label	Replicates Concentration		
Ag 328.068	-0.2284u	-0.4089u	-0.0381u
Al 308.215	11.4701	11.9003	11.1820
As 188.980	4.3774	4.2847	3.9735
B 249.678	336.809	342.172	341.927
Ba 389.178	286.133	288.628	286.127
Be 313.042	-0.0919u	-0.0904u	-0.0898u
Ca 370.602	206368	206993	205690
Cd 226.502	-0.7312u	-0.6498u	-0.5585u
Co 228.615	-0.3616u	-0.1327u	-1.0035u
Cr 267.716	-0.5786u	-0.2614u	-0.3865u
Cu 324.754	0.1331	0.2702	0.1502
Fe 271.441	1515.06	1516.31	1518.91
K 766.491	22384.4	22423.6	22395.8
Mg 279.078	101184	101973	101609
Mn 257.610	468.994	475.890	473.142
Mo 202.032	0.2144	-0.4025u	-0.5108u
Na 330.237	424129x	430172x	426864x
Ni 231.604	3.8271	2.7962	3.4147
Pb 220.353	1.1938	0.1129	2.5172
Sb 206.834	0.5137	1.5949	2.5629
Se 196.026	1.5225	-1.6380u	4.2292
Sn 189.925	1.7456	-0.7129u	2.2277
Sr 216.596	1207.35	1225.85	1229.19
Ti 334.941	0.2889	0.2088	0.3689
Tl 190.794	-2.4845u	-2.1359u	-1.5434u
V 292.401	0.0365u	0.6129u	0.3600u
Zn 206.200	-0.5776	-0.7901	-0.1753

Label	Sol'n Conc.	Units	SD	%RSD	Int. (c/s)
Ag 328.068	-0.2251b	ppb	0.1854	82.4	-29.7530
Al 308.215	11.5175b	ppb	0.3615	3.1	342.781
As 188.980	4.2118b	ppb	0.2116	5.0	1.1104
B 249.678	340.302b	ppb	3.0278	0.9	4603.83
Ba 389.178	286.962b	ppb	1.4421	0.5	5824.49
Be 313.042	-0.0907b	ppb	0.0011	1.2	-207.845
Ca 370.602	206350b	ppb	651.9	0.3	840493
Cd 226.502	-0.6465b	ppb	0.0864	13.4	-1.4194
Co 228.615	-0.4993b	ppb	0.4514	90.4	-0.8789
Cr 267.716	-0.4088b	ppb	0.1598	39.1	27.6125
Cu 324.754	0.1845b	ppb	0.0747	40.5	238.566
Fe 271.441	1516.76b	ppb	1.9634	0.1	2356.03
K 766.491	22401.3b	ppb	20.1540	0.1	765170
Mg 279.078	101589b	ppb	394.929	0.4	243196
Mn 257.610	472.675b	ppb	3.4717	0.7	34403.2
Mo 202.032	-0.2330b	ppb	0.3912	167.9	2.6991
Na 330.237	427055xb	ppb	3026.15	0.7	22286.3
Ni 231.604	3.3460b	ppb	0.5189	15.5	21.0247
Pb 220.353	1.2746b	ppb	1.2042	94.5	1.5712
Sb 206.834	1.5571b	ppb	1.0251	65.8	2.6116
Se 196.026	1.3712b	ppb	2.9365	214.2	2.6709
Sn 189.925	1.0868b	ppb	1.5771	145.1	-0.9653
Sr 216.596	1220.79b	ppb	11.7637	1.0	17004.9
Ti 334.941	0.2889b	ppb	0.0800	27.7	-5.4462
Tl 190.794	-2.0546b	ppb	0.4758	23.2	-6.9922
V 292.401	0.3364b	ppb	0.2889	85.9	-24.9508
Zn 206.200	-0.5143b	ppb	0.3122	60.7	-5.6336

E10172012.wvq. All Data Report 10/22/2012, 11:23:18 AM

mb 680-253164/1-b (Samp) 10/18/2012, 9:30:48 AM Rack 4, Tube 23

Weight: 1

Volume: 1

Dilution: 1

Label	Replicates Concentration		
Ag 328.068	0.0396	-0.2359u	-0.0341u
Al 308.215	3.8010	1.9735	1.8809
As 188.980	3.1834	1.7608	0.4778
B 249.678	5.2057	4.4432	3.6354
Ba 389.178	-0.6217u	-0.0063u	0.1493
Be 313.042	-0.0625u	-0.0772u	-0.0705u
Ca 370.602	199.7	172.0	146.5
Cd 226.502	-0.0729u	-0.1413u	-0.0306u
Co 228.615	-0.3381u	-0.5659u	-0.6293u
Cr 267.716	-0.5150u	-0.4026u	-0.3147u
Cu 324.754	-0.5718u	-0.3718u	-0.6061u
Fe 271.441	2.1979	-1.9601u	-0.0264u
K 766.491	18.1718	12.1775	9.8481
Mg 279.078	105.193	91.3754	79.0019
Mn 257.610	0.5322	0.4962	0.3109
Mo 202.032	0.0542	0.3688	0.1815
Na 330.237	436.219	273.126	442.913
Ni 231.604	0.1024	-0.9260u	0.1706
Pb 220.353	1.0859	0.3726	0.0569
Sb 206.834	2.7907	0.7786	0.5656
Se 196.026	0.2197	-5.2516u	-4.9786u
Sn 189.925	0.2066	-0.6065u	-0.0201u
Sr 216.596	1.3389	0.7800	0.8557
Ti 334.941	0.0001u	0.0059	-0.0525u
Tl 190.794	0.3908	0.4574	0.8612
V 292.401	0.2793	-0.1911u	-0.0523u
Zn 206.200	0.7139	0.4382	0.3376

Label	Sol'n Conc.	Units	SD	%RSD	Int. (c/s)
Ag 328.068	-0.0768	ppb	0.1426	185.7	-6.2808
Al 308.215	2.5518	ppb	1.0828	42.4	285.531
As 188.980	1.8073	ppb	1.3534	74.9	-0.8422
B 249.678	4.4281	ppb	0.7853	17.7	102.829
Ba 389.178	-0.1595	ppb	0.4077	255.6	1.3763
Be 313.042	-0.0701	ppb	0.0074	10.6	-196.075
Ca 370.602	172.7	ppb	26.61	15.4	743.1
Cd 226.502	-0.0816	ppb	0.0559	68.5	-0.1781
Co 228.615	-0.5111	ppb	0.1532	30.0	-1.1469
Cr 267.716	-0.4108	ppb	0.1004	24.4	19.7591
Cu 324.754	-0.5166	ppb	0.1266	24.5	194.354
Fe 271.441	0.0705	ppb	2.0807	2952.9	-4.3155
K 766.491	13.3991	ppb	4.2942	32.0	809.242
Mg 279.078	91.8567	ppb	13.1021	14.3	225.485
Mn 257.610	0.4464	ppb	0.1188	26.6	73.3114
Mo 202.032	0.2015	ppb	0.1583	78.5	6.3177
Na 330.237	384.086	ppb	96.1525	25.0	17.7899
Ni 231.604	-0.2176	ppb	0.6144	282.3	4.2133
Pb 220.353	0.5051	ppb	0.5271	104.3	0.1052
Sb 206.834	1.3783	ppb	1.2278	89.1	2.3138
Se 196.026	-3.3368	ppb	3.0831	92.4	0.5622
Sn 189.925	-0.1400	ppb	0.4196	299.7	-2.4381
Sr 216.596	0.9916	ppb	0.3032	30.6	18.0573
Ti 334.941	-0.0155	ppb	0.0322	208.1	-25.7912
Tl 190.794	0.5698	ppb	0.2546	44.7	-3.4409
V 292.401	0.0120	ppb	0.2417	2018.7	-1.8730
Zn 206.200	0.4965	ppb	0.1948	39.2	5.3039

E10172012.wvq. All Data Report 10/22/2012, 11:23:18 AM

ics 680-253164/2-b (Samp) 10/18/2012, 9:36:38 AM Rack 4, Tube 24

Weight: 1

Volume: 1

Dilution: 1

Label	Replicates Concentration		
Ag 328.068	50.0107	50.1977	49.6218
Al 308.215	4984.13	5014.14	4985.61
As 188.980	99.0109	95.7588	99.5316
B 249.678	204.056	204.055	203.282
Ba 389.178	99.3092	100.794	99.8496
Be 313.042	51.7505	51.7769	51.5434
Ca 370.602	5068	5089	5060
Cd 226.502	51.7451	51.6492	51.2414
Co 228.615	50.9957	51.4672	50.9145
Cr 267.716	101.652	101.987	101.182
Cu 324.754	105.158	104.436	104.263
Fe 271.441	5100.40	5123.36	5102.72
K 766.491	5003.23	5012.89	4974.18
Mg 279.078	5092.94	5107.53	5072.09
Mn 257.610	529.088	526.686	523.188
Mo 202.032	101.329	102.183	100.525
Na 330.237	4669.01	4646.38	4761.36
Ni 231.604	103.416	103.170	102.300
Pb 220.353	50.3526	54.0542	53.6559
Sb 206.834	50.3503	49.3869	50.1411
Se 196.026	96.4716	112.474	97.3442
Sn 189.925	102.282	103.600	102.108
Sr 216.596	105.385	104.842	105.654
Ti 334.941	107.044	106.405	105.045
Tl 190.794	40.0871	42.2536	40.0662
V 292.401	101.626	102.015	101.592
Zn 206.200	101.718	102.950	102.233

Label	Sol'n Conc.	Units	SD	%RSD	Int. (c/s)
Ag 328.068	49.9434	ppb	0.2938	0.6	3145.06
Al 308.215	4994.63	ppb	16.9152	0.3	32220.0
As 188.980	98.1004	ppb	2.0446	2.1	76.6714
B 249.678	203.798	ppb	0.4468	0.2	2771.82
Ba 389.178	99.9843	ppb	0.7516	0.8	2006.88
Be 313.042	51.6903	ppb	0.1279	0.2	75819.4
Ca 370.602	5073	ppb	15.00	0.3	18539
Cd 226.502	51.5452	ppb	0.2675	0.5	2588.80
Co 228.615	51.1258	ppb	0.2984	0.6	668.264
Cr 267.716	101.607	ppb	0.4041	0.4	4866.14
Cu 324.754	104.619	ppb	0.4746	0.5	6827.16
Fe 271.441	5108.83	ppb	12.6411	0.2	7936.54
K 766.491	4996.77	ppb	20.1483	0.4	170950
Mg 279.078	5090.85	ppb	17.8128	0.3	12185.9
Mn 257.610	526.321	ppb	2.9667	0.6	38156.2
Mo 202.032	101.346	ppb	0.8292	0.8	828.993
Na 330.237	4692.25	ppb	60.9108	1.3	240.008
Ni 231.604	102.962	ppb	0.5862	0.6	365.845
Pb 220.353	52.6876	ppb	2.0319	3.9	89.7183
Sb 206.834	49.9595	ppb	0.5067	1.0	73.2214
Se 196.026	102.097	ppb	8.9976	8.8	47.6841
Sn 189.925	102.663	ppb	0.8161	0.8	97.6658
Sr 216.596	105.294	ppb	0.4136	0.4	1474.03
Ti 334.941	106.165	ppb	1.0209	1.0	10393.5
Tl 190.794	40.8023	ppb	1.2569	3.1	58.1018
V 292.401	101.744	ppb	0.2351	0.2	2587.61
Zn 206.200	102.300	ppb	0.6184	0.6	151.205

640-40727-h-1-d (Samp) 10/18/2012, 9:54:08 AM Rack 4, Tube 27

Weight: 1 Volume: 1 Dilution: 1

Label	Replicates Concentration		
Ag 328.068	-0.4060u	-0.4902u	-0.3320u
Al 308.215	18.6019	18.4200	18.8856
As 188.980	1.9130	2.6623	4.0587
B 249.678	2587.22	2529.76	2577.55
Ba 389.178	348.993	337.818	345.061
Be 313.042	0.0790u	0.0787u	0.0830u
Ca 370.602	153451	149253	152445
Cd 226.502	-0.2530u	-0.1799u	-0.4206u
Co 228.615	0.6607	0.2061	0.8667
Cr 267.716	-0.9431	-1.0301u	-1.0875u
Cu 324.754	0.9080	1.0101	0.8958
Fe 271.441	135.365	132.591	133.364
K 766.491	123609x	120677x	123557x
Mg 279.078	252719	245404	250685
Mn 257.610	427.747	418.849	424.402
Mo 202.032	-0.7092u	-1.0275u	-1.0327u
Na 330.237	2763725x	2679618x	2729523x
Ni 231.604	2.6881	2.6759	2.1612
Pb 220.353	-0.7964u	1.0808	-1.7777u
Sb 206.834	4.0828	1.4015	3.7425
Se 196.026	11.9816	15.6604	11.5684
Sn 189.925	-2.7388u	-1.5290u	-3.6884u
Sr 216.596	1662.51	1615.48	1651.58
Ti 334.941	-0.0825u	-0.0036u	-0.0083u
Tl 190.794	-3.2252u	-1.7201u	-2.6333u
V 292.401	1.2119u	1.6911	1.3811u
Zn 206.200	-3.3439	-2.2688	-2.8055

Label	Sol'n Conc.	Units	SD	%RSD	Int. (c/s)
Ag 328.068	-0.4094b	ppb	0.0791	19.3	-46.9184
Al 308.215	18.6358b	ppb	0.2347	1.3	388.355
As 188.980	2.8780b	ppb	1.0890	37.8	0.0255
B 249.678	2564.85b	ppb	30.7680	1.2	34421.9
Ba 389.178	343.957b	ppb	5.6684	1.6	7154.33
Be 313.042	0.0802b	ppb	0.0024	3.0	-173.702
Ca 370.602	151716b	ppb	2192	1.4	618402
Cd 226.502	-0.2845b	ppb	0.1234	43.4	-8.4853
Co 228.615	0.5778b	ppb	0.3380	58.5	13.1062
Cr 267.716	-1.0202b	ppb	0.0727	7.1	37.1052
Cu 324.754	0.9379b	ppb	0.0628	6.7	286.059
Fe 271.441	133.773b	ppb	1.4321	1.1	207.075
K 766.491	122614xb	ppb	1678.10	1.4	4186613
Mg 279.078	249603b	ppb	3775.72	1.5	597532
Mn 257.610	423.666b	ppb	4.4943	1.1	31055.1
Mo 202.032	-0.9231b	ppb	0.1853	20.1	-2.8386
Na 330.237	2724289xb	ppb	42297.5	1.6	142204
Ni 231.604	2.5084b	ppb	0.3008	12.0	24.2907
Pb 220.353	-0.4977b	ppb	1.4525	291.8	-1.5307
Sb 206.834	3.0756b	ppb	1.4598	47.5	4.8215
Se 196.026	13.0701b	ppb	2.2527	17.2	7.8927
Sn 189.925	-2.6521b	ppb	1.0823	40.8	-3.7135
Sr 216.596	1643.19b	ppb	24.6118	1.5	22870.6
Ti 334.941	-0.0315b	ppb	0.0442	140.6	-94.9047
Tl 190.794	-2.5262b	ppb	0.7582	30.0	-7.4852
V 292.401	1.4280b	ppb	0.2430	17.0	-4.3198
Zn 206.200	-2.8061b	ppb	0.5376	19.2	-7.4034

E10172012.wvq. All Data Report 10/22/2012, 11:23:18 AM

640-40727-h-1-dSD^5 (Samp) 10/18/2012, 9:59:57 AM Rack 4, Tube 28

Weight: 1

Volume: 1

Dilution: 1

Label	Replicates Concentration		
Ag 328.068	-0.0536u	-0.0632u	-0.2805u
Al 308.215	8.8281	8.6135	10.0443
As 188.980	3.1249	0.4075	-0.2091u
B 249.678	483.185	485.607	487.312
Ba 389.178	65.1648	65.1350	65.9522
Be 313.042	-0.0694u	-0.0421u	-0.0471u
Ca 370.602	28588	28881	28943
Cd 226.502	-0.2362u	0.0059	0.0593
Co 228.615	-0.2980u	-0.2368u	-0.6850u
Cr 267.716	-0.4905u	-0.3668u	-0.4166u
Cu 324.754	0.1577	-0.0806u	0.1437
Fe 271.441	29.2493	25.4449	26.1354
K 766.491	16957.9	17120.8	17158.6
Mg 279.078	46325.9	46669.7	46848.6
Mn 257.610	80.2425	81.6203	81.4186
Mo 202.032	-0.1215u	0.0028	-0.2246u
Na 330.237	456057x	461554x	460859x
Ni 231.604	1.7217	1.9183	2.5005
Pb 220.353	2.8805	2.3104	1.9827
Sb 206.834	1.1957	-1.9399u	0.4213
Se 196.026	-2.7729u	2.1556	4.6460
Sn 189.925	0.4098	-0.0643	0.1299
Sr 216.596	319.815	323.412	323.981
Ti 334.941	-0.2616u	-0.1929u	-0.1788u
Tl 190.794	0.0547	-0.6967u	-1.6105u
V 292.401	0.1472u	0.2758	0.2542u
Zn 206.200	0.4171	0.2939	0.2209

Label	Sol'n Conc.	Units	SD	%RSD	Int. (c/s)
Ag 328.068	-0.1324b	ppb	0.1283	96.9	-13.5975
Al 308.215	9.1619b	ppb	0.7716	8.4	327.795
As 188.980	1.1077b	ppb	1.7739	160.1	-1.4116
B 249.678	485.368b	ppb	2.0739	0.4	6549.18
Ba 389.178	65.4173b	ppb	0.4635	0.7	1363.22
Be 313.042	-0.0528b	ppb	0.0145	27.5	-203.149
Ca 370.602	28804b	ppb	189.5	0.7	117438
Cd 226.502	-0.0570b	ppb	0.1575	276.3	1.7783
Co 228.615	-0.4066b	ppb	0.2430	59.8	0.2288
Cr 267.716	-0.4246b	ppb	0.0622	14.7	26.8991
Cu 324.754	0.0736b	ppb	0.1337	181.7	231.567
Fe 271.441	26.9432b	ppb	2.0268	7.5	38.1077
K 766.491	17079.1b	ppb	106.677	0.6	583462
Mg 279.078	46614.7b	ppb	265.656	0.6	111597
Mn 257.610	81.0938b	ppb	0.7441	0.9	5975.77
Mo 202.032	-0.1144b	ppb	0.1138	99.5	3.7463
Na 330.237	459490xb	ppb	2993.25	0.7	23982.7
Ni 231.604	2.0468b	ppb	0.4050	19.8	14.1041
Pb 220.353	2.3912b	ppb	0.4543	19.0	3.3691
Sb 206.834	-0.1076b	ppb	1.6333	1517.4	0.1351
Se 196.026	1.3429b	ppb	3.7756	281.2	2.6530
Sn 189.925	0.1585b	ppb	0.2383	150.4	-1.9487
Sr 216.596	322.403b	ppb	2.2590	0.7	4490.57
Ti 334.941	-0.2111b	ppb	0.0443	21.0	-56.2877
Tl 190.794	-0.7509b	ppb	0.8339	111.1	-5.3260
V 292.401	0.2257b	ppb	0.0689	30.5	-3.3266
Zn 206.200	0.3106b	ppb	0.0992	231.8	5.3124

E10172012.wvq. All Data Report 10/22/2012, 11:23:18 AM

640-40727-h-1-dPDS (Samp) **10/18/2012, 10:05:47 AM** **Rack 4, Tube 29****Weight: 1****Volume: 1****Dilution: 1**

Label	Replicates Concentration		
Ag 328.068	46.7356	47.0747	46.5974
Al 308.215	1894.91	1895.14	1889.89
As 188.980	1794.07	1807.92	1792.93
B 249.678	3368.15	3367.31	3389.39
Ba 389.178	1994.13	1995.34	1991.12
Be 313.042	42.7235	42.6826	42.6502
Ca 370.602	151283	151373	150917
Cd 226.502	41.2266	41.1466	41.2981
Co 228.615	409.862	410.613	408.507
Cr 267.716	163.105	162.861	163.108
Cu 324.754	230.820	231.016	232.589
Fe 271.441	959.918	949.893	947.097
K 766.491	124799x	124757x	124849x
Mg 279.078	246982	246504	246125
Mn 257.610	828.823	822.389	825.067
Mo 202.032	415.624	415.449	413.473
Na 330.237	2637619x	2645322x	2645460x
Ni 231.604	403.504	398.885	398.695
Pb 220.353	400.687	403.838	399.724
Sb 206.834	447.384	450.389	449.834
Se 196.026	1863.64	1859.55	1875.57
Sn 189.925	824.822	820.905	821.484
Sr 216.596	2025.59	2015.45	2011.32
Ti 334.941	839.005	834.621	837.729
Tl 190.794	1580.25	1574.79	1578.81
V 292.401	419.063	419.619	418.591
Zn 206.200	412.095	411.881	409.185

Label	Sol'n Conc.	Units	SD	%RSD	Int. (c/s)
Ag 328.068	46.8026b	ppb	0.2456	0.5	2926.50
Al 308.215	1893.31b	ppb	2.9667	0.2	12422.6
As 188.980	1798.31b	ppb	8.3446	0.5	1457.54
B 249.678	3374.95b	ppb	12.5127	0.4	45279.7
Ba 389.178	1993.53b	ppb	2.1746	0.1	40067.9
Be 313.042	42.6855b	ppb	0.0367	0.1	62430.2
Ca 370.602	151191b	ppb	241.3	0.2	615986
Cd 226.502	41.2238b	ppb	0.0758	0.2	2060.95
Co 228.615	409.661b	ppb	1.0674	0.3	5326.80
Cr 267.716	163.025b	ppb	0.1416	0.1	7824.54
Cu 324.754	231.475b	ppb	0.9697	0.4	14841.4
Fe 271.441	952.303b	ppb	6.7420	0.7	1525.85
K 766.491	124801xb	ppb	45.9454	0.0	4261288
Mg 279.078	246537b	ppb	429.273	0.2	590187
Mn 257.610	825.427b	ppb	3.2318	0.4	60138.6
Mo 202.032	414.849b	ppb	1.1946	0.3	3379.46
Na 330.237	2642800xb	ppb	4487.34	0.2	137944
Ni 231.604	400.362b	ppb	2.7229	0.7	1418.05
Pb 220.353	401.417b	ppb	2.1518	0.5	688.991
Sb 206.834	449.202b	ppb	1.5995	0.4	656.137
Se 196.026	1866.25b	ppb	8.3242	0.4	835.835
Sn 189.925	822.404b	ppb	2.1142	0.3	799.613
Sr 216.596	2017.45b	ppb	7.3468	0.4	28047.2
Ti 334.941	837.118b	ppb	2.2549	0.3	82044.6
Tl 190.794	1577.95b	ppb	2.8317	0.2	2407.38
V 292.401	419.091b	ppb	0.5143	0.1	10638.1
Zn 206.200	411.054b	ppb	1.6219	0.4	601.277

E10172012.wvq. All Data Report 10/22/2012, 11:23:18 AM

640-40727-h-1-e ms (Samp) **10/18/2012, 10:11:37 AM** **Rack 4, Tube 30****Weight: 1****Volume: 1****Dilution: 1**

Label	Replicates Concentration		
Ag 328.068	57.1054	56.5623	57.0410
Al 308.215	5877.32	5849.44	5883.52
As 188.980	116.717	116.270	121.786
B 249.678	2778.03	2760.20	2808.11
Ba 389.178	442.550	438.077	441.076
Be 313.042	52.9981	52.5942	53.0700
Ca 370.602	156126	154825	155787
Cd 226.502	50.7328	50.4283	50.8394
Co 228.615	50.4343	51.1205	50.4186
Cr 267.716	100.551	99.0430	100.297
Cu 324.754	115.069	114.665	116.439
Fe 271.441	5164.27	5130.56	5147.90
K 766.491	131514x	130186x	131596x
Mg 279.078	248881	246408	249322
Mn 257.610	933.772	923.718	947.577
Mo 202.032	101.787	100.814	102.378
Na 330.237	2707738x	2690836x	2743315x
Ni 231.604	98.3508	98.2567	97.5527
Pb 220.353	49.5892	48.1327	49.3144
Sb 206.834	56.0817	51.5686	53.9186
Se 196.026	124.889	122.983	129.191
Sn 189.925	99.0644	97.6969	99.5015
Sr 216.596	1733.63	1709.68	1731.74
Ti 334.941	105.765	104.385	107.043
Tl 190.794	36.3954	36.8714	36.4041
V 292.401	105.088	104.757	104.724
Zn 206.200	97.5118	98.3063	97.5841

Label	Sol'n Conc.	Units	SD	%RSD	Int. (c/s)
Ag 328.068	56.9029b	ppb	0.2967	0.5	3564.51
Al 308.215	5870.10b	ppb	18.1510	0.3	37818.6
As 188.980	118.258b	ppb	3.0640	2.6	93.0534
B 249.678	2782.11b	ppb	24.2124	0.9	37330.8
Ba 389.178	440.568b	ppb	2.2798	0.5	9081.19
Be 313.042	52.8875b	ppb	0.2565	0.5	77380.5
Ca 370.602	155579b	ppb	674.8	0.4	632009
Cd 226.502	50.6669b	ppb	0.2134	0.4	2546.61
Co 228.615	50.6578b	ppb	0.4007	0.8	662.303
Cr 267.716	99.9634b	ppb	0.8071	0.8	4834.07
Cu 324.754	115.391b	ppb	0.9296	0.8	7506.46
Fe 271.441	5147.58b	ppb	16.8554	0.3	8000.34
K 766.491	131099xb	ppb	791.658	0.6	4476296
Mg 279.078	248204b	ppb	1570.93	0.6	594176
Mn 257.610	935.022b	ppb	11.9788	1.3	68077.7
Mo 202.032	101.660b	ppb	0.7897	0.8	831.570
Na 330.237	2713963xb	ppb	26787.4	1.0	141663
Ni 231.604	98.0534b	ppb	0.4362	0.4	358.912
Pb 220.353	49.0121b	ppb	0.7739	1.6	83.4405
Sb 206.834	53.8563b	ppb	2.2572	4.2	78.9558
Se 196.026	125.688b	ppb	3.1802	2.5	58.2240
Sn 189.925	98.7542b	ppb	0.9414	1.0	95.0233
Sr 216.596	1725.02b	ppb	13.3190	0.8	24014.2
Ti 334.941	105.731b	ppb	1.3294	1.3	10283.7
Tl 190.794	36.5570b	ppb	0.2723	0.7	52.2935
V 292.401	104.856b	ppb	0.2017	0.2	2628.67
Zn 206.200	97.8007b	ppb	0.4393	0.4	251.407

E10172012.wvq. All Data Report 10/22/2012, 11:23:18 AM

640-40727-h-1-f msd (Samp) 10/18/2012, 10:17:27 AM Rack 4, Tube 31**Weight: 1****Volume: 1****Dilution: 1**

Label	Replicates Concentration		
Ag 328.068	57.6391	57.4193	58.0741
Al 308.215	5913.96	5912.45	5909.13
As 188.980	116.364	112.022	116.714
B 249.678	2790.17	2800.58	2828.33
Ba 389.178	446.416	445.254	447.286
Be 313.042	53.4400	53.3622	53.5932
Ca 370.602	157515	157206	157482
Cd 226.502	51.5423	51.3786	51.5520
Co 228.615	49.7648	50.6906	50.9015
Cr 267.716	101.048	101.351	101.974
Cu 324.754	115.631	115.134	116.335
Fe 271.441	5260.97	5242.25	5237.09
K 766.491	131189x	131195x	131670x
Mg 279.078	250758	250356	252499
Mn 257.610	943.703	948.083	960.777
Mo 202.032	101.668	101.657	101.604
Na 330.237	2739861x	2735760x	2735564x
Ni 231.604	101.183	100.548	101.614
Pb 220.353	53.1490	47.6162	51.1833
Sb 206.834	57.6542	58.0748	57.5321
Se 196.026	122.410	118.429	128.907
Sn 189.925	102.273	103.414	102.147
Sr 216.596	1764.89	1756.95	1746.88
Ti 334.941	106.621	106.943	108.691
Tl 190.794	37.2234	33.6067	36.6732
V 292.401	105.868	105.786	105.999
Zn 206.200	99.8728	99.2155	98.2665

Label	Sol'n Conc.	Units	SD	%RSD	Int. (c/s)
Ag 328.068	57.7108b	ppb	0.3332	0.6	3615.08
Al 308.215	5911.85b	ppb	2.4748	0.0	38085.7
As 188.980	115.033b	ppb	2.6138	2.3	90.4235
B 249.678	2806.36b	ppb	19.7247	0.7	37655.7
Ba 389.178	446.319b	ppb	1.0197	0.2	9199.09
Be 313.042	53.4651b	ppb	0.1176	0.2	78227.0
Ca 370.602	157401b	ppb	169.9	0.1	639389
Cd 226.502	51.4910b	ppb	0.0974	0.2	2588.06
Co 228.615	50.4523b	ppb	0.6047	1.2	659.657
Cr 267.716	101.458b	ppb	0.4725	0.5	4905.54
Cu 324.754	115.700b	ppb	0.6036	0.5	7525.93
Fe 271.441	5246.77b	ppb	12.5631	0.2	8154.43
K 766.491	131352xb	ppb	275.867	0.2	4484921
Mg 279.078	251204b	ppb	1139.12	0.5	601359
Mn 257.610	950.854b	ppb	8.8679	0.9	69227.8
Mo 202.032	101.643b	ppb	0.0340	0.0	831.430
Na 330.237	2737061xb	ppb	2426.35	0.1	142869
Ni 231.604	101.115b	ppb	0.5363	0.5	369.748
Pb 220.353	50.6495b	ppb	2.8048	5.5	86.2606
Sb 206.834	57.7537b	ppb	0.2847	0.5	84.6877
Se 196.026	123.249b	ppb	5.2891	4.3	57.1348
Sn 189.925	102.611b	ppb	0.6983	0.7	98.7910
Sr 216.596	1756.24b	ppb	9.0253	0.5	24448.7
Ti 334.941	107.418b	ppb	1.1140	1.0	10448.6
Tl 190.794	35.8344b	ppb	1.9488	5.4	51.1914
V 292.401	105.885b	ppb	0.1075	0.1	2654.50
Zn 206.200	99.1183b	ppb	0.8975	0.8	157.368

E10172012.wvq. All Data Report 10/22/2012, 11:23:18 AM

640-40727-h-2-b (Samp) 10/18/2012, 10:23:17 AM Rack 4, Tube 32

Weight: 1

Volume: 1

Dilution: 1

Label	Replicates Concentration		
Ag 328.068	-0.5297u	-0.4891u	-0.5858u
Al 308.215	16.8159	15.8149	16.0846
As 188.980	1.3707	3.9532	4.2119
B 249.678	2536.46	2555.60	2564.65
Ba 389.178	391.077	390.010	391.271
Be 313.042	0.0810u	0.0837u	0.0826u
Ca 370.602	146782	146567	147103
Cd 226.502	-0.2553u	-0.3804u	-0.1767u
Co 228.615	0.2337	-0.2260u	-0.0964u
Cr 267.716	-1.2922u	-1.2020u	-1.2049u
Cu 324.754	1.0754	1.1689	1.1884
Fe 271.441	111.032	106.947	104.458
K 766.491	119250x	118894x	118151x
Mg 279.078	220649	221300	222446
Mn 257.610	165.483	168.094	168.642
Mo 202.032	0.5074	0.2263	-0.2576u
Na 330.237	2731463x	2689170x	2709629x
Ni 231.604	2.5054	1.4218	2.4447
Pb 220.353	2.9282	3.4100	1.7189
Sb 206.834	-2.0697u	1.3131	1.9768
Se 196.026	16.0404	6.7077	10.9251
Sn 189.925	-1.6729u	-1.4235u	2.1291
Sr 216.596	1710.61	1723.44	1720.58
Ti 334.941	0.1284u	-0.1676u	0.0557u
Tl 190.794	-1.0107u	-0.2304u	-4.3963u
V 292.401	1.2457u	1.7699	1.1726u
Zn 206.200	-0.6390	-1.5392	0.5188

Label	Sol'n Conc.	Units	SD	%RSD	Int. (c/s)
Ag 328.068	-0.5349b	ppb	0.0485	9.1	-55.1941
Al 308.215	16.2384b	ppb	0.5180	3.2	373.050
As 188.980	3.1786b	ppb	1.5710	49.4	0.2709
B 249.678	2552.24b	ppb	14.3922	0.6	34252.8
Ba 389.178	390.786b	ppb	0.6791	0.2	8053.94
Be 313.042	0.0824b	ppb	0.0013	1.6	-169.821
Ca 370.602	146818b	ppb	269.8	0.2	598435
Cd 226.502	-0.2708b	ppb	0.1028	37.9	-8.8114
Co 228.615	-0.0296b	ppb	0.2370	802.0	5.1929
Cr 267.716	-1.2330b	ppb	0.0513	4.2	26.7752
Cu 324.754	1.1443b	ppb	0.0604	5.3	299.090
Fe 271.441	107.479b	ppb	3.3188	3.1	166.068
K 766.491	118765xb	ppb	560.543	0.5	4055192
Mg 279.078	221465b	ppb	910.023	0.4	530175
Mn 257.610	167.406b	ppb	1.6884	1.0	12462.7
Mo 202.032	0.1587b	ppb	0.3870	243.8	5.9647
Na 330.237	2710087xb	ppb	21150.1	0.8	141464
Ni 231.604	2.1240b	ppb	0.6089	28.7	21.7400
Pb 220.353	2.6857b	ppb	0.8712	32.4	3.8950
Sb 206.834	0.4067b	ppb	2.1702	533.6	0.8889
Se 196.026	11.2244b	ppb	4.6735	41.6	7.0680
Sn 189.925	-0.3224b	ppb	2.1267	659.6	-1.4526
Sr 216.596	1718.21b	ppb	6.7351	0.4	23913.6
Ti 334.941	0.0055b	ppb	0.1542	2807.7	-91.4250
Tl 190.794	-1.8791b	ppb	2.2146	117.9	-6.9202
V 292.401	1.3961b	ppb	0.3258	23.3	-4.3532
Zn 206.200	-0.5532b	ppb	1.0317	236.5	9.8595

E10172012.wvq. All Data Report 10/22/2012, 11:23:18 AM

640-40727-g-3-b (Samp) 10/18/2012, 10:29:06 AM Rack 4, Tube 33

Weight: 1

Volume: 1

Dilution: 1

Label	Replicates Concentration		
Ag 328.068	-0.1182u	-0.0723u	-0.0739u
Al 308.215	7.1068	9.8683	8.1589
As 188.980	5.3045	6.8542	6.9865
B 249.678	176.761	186.864	178.178
Ba 389.178	238.608	256.541	245.719
Be 313.042	-0.0909u	-0.0649u	-0.0655u
Ca 370.602	73691	79247	75832
Cd 226.502	-0.4177u	-0.3718u	-0.3517u
Co 228.615	-0.7700u	-0.6329u	-0.7209u
Cr 267.716	-0.5933u	-0.2443u	-0.2900u
Cu 324.754	-0.0834u	0.1500	0.0948
Fe 271.441	54.3338	55.5342	49.1977
K 766.491	9883.62	10444.0	10047.5
Mg 279.078	26766.0	28980.1	27739.3
Mn 257.610	460.492	499.676	487.104
Mo 202.032	0.2838	0.7432	0.1348
Na 330.237	109952x	117414x	112439x
Ni 231.604	0.9935	1.5143	1.4728
Pb 220.353	0.1200	-1.3740u	-1.4729u
Sb 206.834	-0.6324u	-0.0474u	0.3838
Se 196.026	1.5096	3.3196	-3.6207u
Sn 189.925	0.7377	-2.0621u	0.9022
Sr 216.596	501.872	537.025	524.577
Ti 334.941	0.2159	0.1351	0.0269
Tl 190.794	-0.1478	-0.6529u	-1.7701u
V 292.401	-0.0108u	0.0192u	0.1545u
Zn 206.200	0.8527	-0.6172u	0.9624

Label	Sol'n Conc.	Units	SD	%RSD	Int. (c/s)
Ag 328.068	-0.0881b	ppb	0.0261	29.6	-12.6438
Al 308.215	8.3780b	ppb	1.3937	16.6	322.765
As 188.980	6.3817b	ppb	0.9353	14.7	2.8737
B 249.678	180.601b	ppb	5.4701	3.0	2464.17
Ba 389.178	246.956b	ppb	9.0302	3.7	4954.67
Be 313.042	-0.0738b	ppb	0.0148	20.1	-190.555
Ca 370.602	76257b	ppb	2802	3.7	310861
Cd 226.502	-0.3804b	ppb	0.0338	8.9	-6.7997
Co 228.615	-0.7079b	ppb	0.0694	9.8	-3.6977
Cr 267.716	-0.3758b	ppb	0.1897	50.5	23.3582
Cu 324.754	0.0538b	ppb	0.1220	226.8	230.336
Fe 271.441	53.0219b	ppb	3.3658	6.3	79.7440
K 766.491	10125.0b	ppb	288.098	2.8	346038
Mg 279.078	27828.5b	ppb	1109.74	4.0	66618.9
Mn 257.610	482.424b	ppb	20.0068	4.1	35006.4
Mo 202.032	0.3873b	ppb	0.3171	81.9	7.8267
Na 330.237	113269xb	ppb	3799.63	3.4	5909.43
Ni 231.604	1.3269b	ppb	0.2895	21.8	10.7883
Pb 220.353	-0.9089b	ppb	0.8925	98.2	-2.2313
Sb 206.834	-0.0986b	ppb	0.5100	517.0	0.1414
Se 196.026	0.4028b	ppb	3.6001	893.7	2.2331
Sn 189.925	-0.1407b	ppb	1.6660	1183.9	-2.3541
Sr 216.596	521.158b	ppb	17.8240	3.4	7259.24
Ti 334.941	0.1260b	ppb	0.0948	75.3	-14.4312
Tl 190.794	-0.8569b	ppb	0.8302	96.9	-4.8430
V 292.401	0.0543b	ppb	0.0881	162.1	-12.9866
Zn 206.200	0.3993b	ppb	0.8820	226.8	5.9228

E10172012.wvq. All Data Report 10/22/2012, 11:23:18 AM

640-40727-g-4-b (Samp) **10/18/2012, 10:34:56 AM** **Rack 4, Tube 34****Weight: 1****Volume: 1****Dilution: 1**

Label	Replicates Concentration		
Ag 328.068	-0.2231u	-0.0431u	0.0949u
Al 308.215	10.9950	8.9195	9.7432
As 188.980	5.0847	6.7323	3.8448
B 249.678	477.581	484.723	482.454
Ba 389.178	272.219	275.059	274.145
Be 313.042	-0.0543u	-0.0468u	-0.0542u
Ca 370.602	83120	83342	83232
Cd 226.502	-0.3753u	-0.4629u	-0.4791u
Co 228.615	2.4285	1.9406	1.6791
Cr 267.716	-0.3478u	-0.4613u	-0.5525u
Cu 324.754	0.4321	0.3005	0.3592
Fe 271.441	23.2802	29.2727	32.5694
K 766.491	19816.0	19785.4	19776.7
Mg 279.078	43964.0	44293.9	44124.1
Mn 257.610	416.860	422.268	417.434
Mo 202.032	-0.0746u	-0.2283u	-0.7346u
Na 330.237	502648x	503241x	503803x
Ni 231.604	2.7293	3.1739	2.2075
Pb 220.353	2.5835	-0.4070u	-0.7714u
Sb 206.834	-0.8190u	1.7622	2.1405
Se 196.026	2.8681	0.4407	-1.0753u
Sn 189.925	-0.1858	-1.4119u	-0.5223u
Sr 216.596	603.115	606.619	608.468
Ti 334.941	-0.2017u	-0.0996u	-0.0922u
Tl 190.794	-1.4878u	-1.6564u	1.6956
V 292.401	0.3543u	0.2972u	0.0996u
Zn 206.200	-0.7376	0.5688	1.0699

Label	Sol'n Conc.	Units	SD	%RSD	Int. (c/s)
Ag 328.068	-0.0571b	ppb	0.1594	279.1	-11.7066
Al 308.215	9.8859b	ppb	1.0451	10.6	332.391
As 188.980	5.2206b	ppb	1.4485	27.7	1.9302
B 249.678	481.586b	ppb	3.6497	0.8	6498.49
Ba 389.178	273.808b	ppb	1.4496	0.5	5509.56
Be 313.042	-0.0518b	ppb	0.0043	8.3	-190.113
Ca 370.602	83231b	ppb	110.9	0.1	339299
Cd 226.502	-0.4391b	ppb	0.0558	12.7	-11.5786
Co 228.615	2.0161b	ppb	0.3804	18.9	31.6609
Cr 267.716	-0.4538b	ppb	0.1026	22.6	26.2655
Cu 324.754	0.3639b	ppb	0.0659	18.1	249.874
Fe 271.441	28.3741b	ppb	4.7094	16.6	41.8995
K 766.491	19792.7b	ppb	20.6418	0.1	676108
Mg 279.078	44127.3b	ppb	165.013	0.4	105638
Mn 257.610	418.854b	ppb	2.9705	0.7	30425.8
Mo 202.032	-0.3458b	ppb	0.3453	99.9	1.8639
Na 330.237	503231xb	ppb	577.588	0.1	26266.3
Ni 231.604	2.7036b	ppb	0.4837	17.9	16.2921
Pb 220.353	0.4684b	ppb	1.8408	393.0	0.1255
Sb 206.834	1.0279b	ppb	1.6106	156.7	1.8048
Se 196.026	0.7445b	ppb	1.9892	267.2	2.3857
Sn 189.925	-0.7067b	ppb	0.6335	89.6	-2.7452
Sr 216.596	606.068b	ppb	2.7189	0.4	8440.59
Ti 334.941	-0.1311b	ppb	0.0612	46.6	-49.6470
Tl 190.794	-0.4829b	ppb	1.8885	391.1	-4.3655
V 292.401	0.2504b	ppb	0.1337	53.4	-11.3468
Zn 206.200	0.3004b	ppb	0.9332	231.0	257.2261

E10172012.wvq. All Data Report 10/22/2012, 11:23:18 AM

640-40727-g-5-b (Samp) **10/18/2012, 10:40:46 AM** **Rack 4, Tube 35**
Weight: 1 **Volume: 1** **Dilution: 1**

Label	Replicates Concentration		
Ag 328.068	-0.3852u	-0.3908u	-0.6755u
Al 308.215	20.3603	21.7488	21.5664
As 188.980	17.0160	18.9432	18.7768
B 249.678	1881.88	1881.77	1878.34
Ba 389.178	1031.90	1028.73	1030.13
Be 313.042	0.0294u	0.0333u	0.0261u
Ca 370.602	182016	182405	181361
Cd 226.502	-0.3828u	-0.3914u	-0.1770u
Co 228.615	1.5865	2.0980	2.0595
Cr 267.716	-1.2240u	-1.1489u	-0.9201u
Cu 324.754	2.1546	2.0745	2.3289
Fe 271.441	55.0210	40.2882	47.7516
K 766.491	45585.3x	45291.8x	44845.8x
Mg 279.078	123480	123163	123055
Mn 257.610	169.278	169.531	168.655
Mo 202.032	0.2747	-0.2377u	0.0810
Na 330.237	2171540x	2172766x	2166835x
Ni 231.604	8.1613	7.2729	7.5244
Pb 220.353	0.4494	-1.3117u	-1.2272u
Sb 206.834	1.3687	-0.2090u	-0.4664u
Se 196.026	8.3384	9.6171	14.2990
Sn 189.925	1.0015	0.3349	-0.8956
Sr 216.596	2193.68	2210.75	2198.58
Ti 334.941	0.0989u	0.1112u	0.2996u
Tl 190.794	-4.1432u	-0.8677u	-0.6070u
V 292.401	1.1935u	1.4350u	1.8182
Zn 206.200	77.0015	78.2513	77.0001

Label	Sol'n Conc.	Units	SD	%RSD	Int. (c/s)
Ag 328.068	-0.4838b	ppb	0.1660	34.3	-55.5278
Al 308.215	21.2252b	ppb	0.7545	3.6	404.941
As 188.980	18.2453b	ppb	1.0679	5.9	12.5127
B 249.678	1880.66b	ppb	2.0139	0.1	25251.2
Ba 389.178	1030.26b	ppb	1.5920	0.2	20685.8
Be 313.042	0.0296b	ppb	0.0036	12.1	-186.858
Ca 370.602	181927b	ppb	527.3	0.3	741568
Cd 226.502	-0.3171b	ppb	0.1214	38.3	-5.1977
Co 228.615	1.9147b	ppb	0.2848	14.9	30.3554
Cr 267.716	-1.0977b	ppb	0.1583	14.4	24.0292
Cu 324.754	2.1860b	ppb	0.1301	5.9	364.788
Fe 271.441	47.6869b	ppb	7.3666	15.4	74.2522
K 766.491	45241.0xb	ppb	372.388	0.8	1544958
Mg 279.078	123233b	ppb	221.081	0.2	295014
Mn 257.610	169.155b	ppb	0.4505	0.3	12454.7
Mo 202.032	0.0393b	ppb	0.2587	657.7	4.9966
Na 330.237	2170381xb	ppb	3131.04	0.1	113294
Ni 231.604	7.6529b	ppb	0.4579	6.0	36.9474
Pb 220.353	-0.6965b	ppb	0.9933	142.6	-1.9303
Sb 206.834	0.2311b	ppb	0.9936	429.9	0.6293
Se 196.026	10.7515b	ppb	3.1381	29.2	6.8565
Sn 189.925	0.1469b	ppb	0.9624	655.0	-1.1935
Sr 216.596	2201.01b	ppb	8.7904	0.4	30630.7
Ti 334.941	0.1699b	ppb	0.1125	66.2	-62.7296
Tl 190.794	-1.8726b	ppb	1.9707	105.2	-6.8943
V 292.401	1.4822b	ppb	0.3150	21.3	-4.4380
Zn 206.200	77.4176b	ppb	0.7220	0.9	257.248

E10172012.wvq. All Data Report 10/22/2012, 11:23:18 AM

640-40727-g-6-b (Samp) **10/18/2012, 10:46:36 AM** **Rack 4, Tube 36****Weight: 1****Volume: 1****Dilution: 1**

Label	Replicates Concentration		
Ag 328.068	-0.2447u	-0.2266u	-0.2628u
Al 308.215	9.6034	12.7520	11.7325
As 188.980	50.0764	55.8501	51.8662
B 249.678	951.893	953.367	951.658
Ba 389.178	220.444	220.993	220.606
Be 313.042	-0.0128u	-0.0365u	-0.0252u
Ca 370.602	46488	46488	46406
Cd 226.502	-0.1906u	-0.2260u	-0.3015u
Co 228.615	-0.4316u	-0.0861u	0.0892
Cr 267.716	-0.5158u	-0.6697u	-0.4277u
Cu 324.754	0.5985	0.4433	0.5482
Fe 271.441	269.988	267.264	271.848
K 766.491	36370.5x	36297.4x	36343.3x
Mg 279.078	50156.5	50124.0	49987.5
Mn 257.610	146.101	144.106	143.223
Mo 202.032	0.0633	-0.1429u	-0.2410u
Na 330.237	744916x	743872x	745213x
Ni 231.604	1.9350	2.9581	2.8401
Pb 220.353	0.3771	1.5632	0.7167
Sb 206.834	0.7374	-1.4014u	-0.3874u
Se 196.026	3.2738	-10.1082u	-1.5491u
Sn 189.925	-0.4845u	-1.9892u	-0.4712u
Sr 216.596	546.058	539.907	538.773
Ti 334.941	-0.0117u	-0.0931u	-0.1323u
Tl 190.794	1.1981	-2.7558u	-0.7912u
V 292.401	0.4002u	0.5834	0.6461
Zn 206.200	1.6334	1.8651	0.8361

Label	Sol'n Conc.	Units	SD	%RSD	Int. (c/s)
Ag 328.068	-0.2447b	ppb	0.0181	7.4	-23.0111
Al 308.215	11.3626b	ppb	1.6066	14.1	341.875
As 188.980	52.5976b	ppb	2.9555	5.6	40.4232
B 249.678	952.306b	ppb	0.9262	0.1	12807.7
Ba 389.178	220.681b	ppb	0.2823	0.1	4462.75
Be 313.042	-0.0248b	ppb	0.0119	47.7	-181.394
Ca 370.602	46461b	ppb	47.12	0.1	189305
Cd 226.502	-0.2394b	ppb	0.0567	23.7	-6.4655
Co 228.615	-0.1429b	ppb	0.2650	185.5	3.6819
Cr 267.716	-0.5377b	ppb	0.1225	22.8	26.4612
Cu 324.754	0.5300b	ppb	0.0792	14.9	260.348
Fe 271.441	269.700b	ppb	2.3054	0.9	415.558
K 766.491	36337.0xb	ppb	36.9501	0.1	1240962
Mg 279.078	50089.3b	ppb	89.6438	0.2	119914
Mn 257.610	144.477b	ppb	1.4745	1.0	10569.1
Mo 202.032	-0.1069b	ppb	0.1553	145.3	3.7941
Na 330.237	744667xb	ppb	704.577	0.1	38869.9
Ni 231.604	2.5777b	ppb	0.5598	21.7	16.1163
Pb 220.353	0.8857b	ppb	0.6108	69.0	0.7973
Sb 206.834	-0.3505b	ppb	1.0699	305.3	-0.2165
Se 196.026	-2.7945b	ppb	6.7774	242.5	0.8054
Sn 189.925	-0.9816b	ppb	0.8726	88.9	-2.9350
Sr 216.596	541.579b	ppb	3.9197	0.7	7540.94
Ti 334.941	-0.0791b	ppb	0.0615	77.8	-50.7900
Tl 190.794	-0.7830b	ppb	1.9770	252.5	-5.3219
V 292.401	0.5432b	ppb	0.1277	23.5	0.2897
Zn 206.200	1.4449b	ppb	0.5398	37.4	8.0373

E10172012.wvq. All Data Report 10/22/2012, 11:23:18 AM

640-40686-f-1-b (Samp) **10/18/2012, 11:04:07 AM** **Rack 4, Tube 39****Weight: 1****Volume: 1****Dilution: 1**

Label	Replicates Concentration		
Ag 328.068	-0.1398u	-0.4233u	-0.3094u
Al 308.215	11.3129	11.8339	13.5445
As 188.980	6.3311	0.7141	3.4248
B 249.678	259.803	258.746	260.014
Ba 389.178	77.2948	77.7059	78.6402
Be 313.042	-0.0885u	-0.0883u	-0.0908u
Ca 370.602	185061	185544	186710
Cd 226.502	-0.5991u	-0.5556u	-0.5472u
Co 228.615	-0.4935u	-0.3822u	-0.1751u
Cr 267.716	0.4951	0.5068	0.7651
Cu 324.754	0.2804	0.1689	0.5237
Fe 271.441	726.403	729.170	734.104
K 766.491	13795.3	13786.4	13858.9
Mg 279.078	74409.7	74328.6	74600.3
Mn 257.610	1565.12	1558.01	1559.27
Mo 202.032	1.6218	1.7047	1.5683
Na 330.237	314358x	312095x	314869x
Ni 231.604	4.0584	4.4993	4.1719
Pb 220.353	3.0355	0.9400	2.8509
Sb 206.834	0.2861	1.2765	1.6275
Se 196.026	0.6413	2.3338	1.9871
Sn 189.925	-1.7403u	0.4939	0.4867
Sr 216.596	988.586	978.424	994.543
Ti 334.941	0.2089	0.3847	0.2483
Tl 190.794	0.8400	0.4112	-1.4157
V 292.401	0.7102u	1.1003u	0.7980u
Zn 206.200	0.9903	2.0913	2.0664

Label	Sol'n Conc.	Units	SD	%RSD	Int. (c/s)
Ag 328.068	-0.2908b	ppb	0.1426	49.0	-30.9252
Al 308.215	12.2304b	ppb	1.1675	9.5	347.437
As 188.980	3.4900b	ppb	2.8091	80.5	0.5169
B 249.678	259.521b	ppb	0.6790	0.3	3521.55
Ba 389.178	77.8803b	ppb	0.6894	0.9	1622.43
Be 313.042	-0.0892b	ppb	0.0014	1.5	-200.937
Ca 370.602	185772b	ppb	847.8	0.5	757005
Cd 226.502	-0.5673b	ppb	0.0278	4.9	-2.2699
Co 228.615	-0.3503b	ppb	0.1616	46.1	0.9492
Cr 267.716	0.5890b	ppb	0.1526	25.9	72.8020
Cu 324.754	0.3243b	ppb	0.1814	55.9	247.419
Fe 271.441	729.892b	ppb	3.9012	0.5	1133.55
K 766.491	13813.6b	ppb	39.5478	0.3	471970
Mg 279.078	74446.2b	ppb	139.471	0.2	178204
Mn 257.610	1560.80b	ppb	3.7915	0.2	113145
Mo 202.032	1.6316b	ppb	0.0687	4.2	17.9128
Na 330.237	313774xb	ppb	1476.09	0.5	16374.1
Ni 231.604	4.2432b	ppb	0.2289	5.4	23.0015
Pb 220.353	2.2755b	ppb	1.1602	51.0	3.4918
Sb 206.834	1.0633b	ppb	0.6956	65.4	1.8546
Se 196.026	1.6541b	ppb	0.8940	54.1	2.7945
Sn 189.925	-0.2532b	ppb	1.2879	508.6	-2.3267
Sr 216.596	987.184b	ppb	8.1504	0.8	13752.0
Ti 334.941	0.2806b	ppb	0.0922	32.9	-3.7125
Tl 190.794	-0.0548b	ppb	1.1979	2184.3	-1.9509
V 292.401	0.8695b	ppb	0.2046	23.5	-10.4132
Zn 206.200	1.7160b	ppb	0.6286	246.8	9.0953

E10172012.wvq. All Data Report 10/22/2012, 11:23:18 AM

640-40686-f-2-b (Samp) **10/18/2012, 11:09:57 AM** **Rack 4, Tube 40**
Weight: 1 **Volume: 1** **Dilution: 1**

Label	Replicates Concentration		
Ag 328.068	-0.4109u	-0.2543u	-0.2789u
Al 308.215	13.5806	19.2714	17.9689
As 188.980	-2.8808u	2.6927	-2.4254u
B 249.678	2113.04	2126.83	2121.65
Ba 389.178	253.688	253.704	254.656
Be 313.042	0.0294u	0.0289u	0.0372u
Ca 370.602	160005	160740	160737
Cd 226.502	-0.3696u	-0.4296u	-0.4983u
Co 228.615	0.3982	0.0903	0.3824
Cr 267.716	-0.8449u	-1.0161u	-1.1383u
Cu 324.754	0.3634	0.5932	0.4486
Fe 271.441	54.2739	60.1375	56.5346
K 766.491	106182x	106798x	106642x
Mg 279.078	245605	246340	245864
Mn 257.610	251.111	252.632	249.671
Mo 202.032	-0.0859u	-0.7222u	-0.2397u
Na 330.237	1999904x	2004319x	2004149x
Ni 231.604	1.8986	1.9393	3.2226
Pb 220.353	3.4443	1.6593	-1.9565u
Sb 206.834	2.3669	3.7284	3.5893
Se 196.026	11.1405	14.2248	14.1799
Sn 189.925	-0.0811	-0.8622	-3.0541u
Sr 216.596	1622.51	1634.26	1630.41
Ti 334.941	-0.1278u	-0.1829u	-0.2297u
Tl 190.794	-4.2948u	-3.6727u	-1.1983u
V 292.401	1.3434u	1.1416u	1.0671u
Zn 206.200	-1.4598	-2.5978	-2.1020

Label	Sol'n Conc.	Units	SD	%RSD	Int. (c/s)
Ag 328.068	-0.3147b	ppb	0.0842	26.8	-40.7237
Al 308.215	16.9403b	ppb	2.9816	17.6	377.513
As 188.980	-0.8712b	ppb	3.0948	355.2	-3.0192
B 249.678	2120.51b	ppb	6.9613	0.3	28466.1
Ba 389.178	254.016b	ppb	0.5543	0.2	5353.72
Be 313.042	0.0318b	ppb	0.0046	14.6	-179.977
Ca 370.602	160494b	ppb	423.6	0.3	654206
Cd 226.502	-0.4325b	ppb	0.0644	14.9	-10.0316
Co 228.615	0.2903b	ppb	0.1734	59.7	9.3469
Cr 267.716	-0.9998b	ppb	0.1474	14.7	25.7841
Cu 324.754	0.4684b	ppb	0.1162	24.8	256.457
Fe 271.441	56.9820b	ppb	2.9573	5.2	87.9955
K 766.491	106541xb	ppb	320.592	0.3	3637834
Mg 279.078	245936b	ppb	372.962	0.2	588757
Mn 257.610	251.138b	ppb	1.4808	0.6	18560.3
Mo 202.032	-0.3493b	ppb	0.3320	95.1	1.8348
Na 330.237	2002791xb	ppb	2501.37	0.1	104539
Ni 231.604	2.3535b	ppb	0.7530	32.0	23.5881
Pb 220.353	1.0490b	ppb	2.7516	262.3	1.0946
Sb 206.834	3.2282b	ppb	0.7491	23.2	5.0383
Se 196.026	13.1817b	ppb	1.7679	13.4	7.9423
Sn 189.925	-1.3325b	ppb	1.5413	115.7	-2.7138
Sr 216.596	1629.06b	ppb	5.9941	0.4	22674.8
Ti 334.941	-0.1801b	ppb	0.0510	28.3	-90.5471
Tl 190.794	-3.0553b	ppb	1.6380	53.6	-8.5588
V 292.401	1.1840b	ppb	0.1430	12.1	-6.4764
Zn 206.200	-2.0532b	ppb	0.5706	27.8	-8.3846

E10172012.wvq. All Data Report 10/22/2012, 11:23:18 AM

640-40686-f-5-b (Samp) 10/18/2012, 11:15:47 AM Rack 4, Tube 41
 Weight: 1 Volume: 1 Dilution: 1

Label	Replicates Concentration		
Ag 328.068	-0.6604u	-0.4505u	-0.1469u
Al 308.215	16.4535	16.4387	17.3348
As 188.980	8.6532	1.5552	3.2827
B 249.678	460.083	458.736	455.763
Ba 389.178	1210.51	1210.49	1205.51
Be 313.042	-0.0738u	-0.0719u	-0.0645u
Ca 370.602	335816	334509	333920
Cd 226.502	-0.9134u	-0.8314u	-0.8302u
Co 228.615	2.7932	2.7072	3.1724
Cr 267.716	-0.5818u	-0.4422u	-0.3925u
Cu 324.754	-0.2308u	0.1139	-0.0099u
Fe 271.441	469.656	470.152	476.926
K 766.491	37228.2	37280.2	37118.0
Mg 279.078	148802	148606	147983
Mn 257.610	1803.37	1793.30	1773.73
Mo 202.032	3.4927	2.9203	3.6668
Na 330.237	941777x	942496x	940663x
Ni 231.604	28.5605	26.5830	27.9559
Pb 220.353	-1.7878u	0.8346	2.4866
Sb 206.834	0.5268	-0.7499u	6.1414
Se 196.026	2.4667	7.4864	6.8090
Sn 189.925	2.1060	2.1070	-0.6014u
Sr 216.596	2186.18	2158.77	2156.35
Ti 334.941	0.3763	0.3388	0.2597
Tl 190.794	-2.8773u	-3.4033u	-2.9454u
V 292.401	1.4361u	1.4469u	1.3086u
Zn 206.200	2.9065	3.1181	1.1405

Label	Sol'n Conc.	Units	SD	%RSD	Int. (c/s)
Ag 328.068	-0.4193b	ppb	0.2582	61.6	-51.6576
Al 308.215	16.7424b	ppb	0.5131	3.1	376.302
As 188.980	4.4971b	ppb	3.7016	82.3	1.3401
B 249.678	458.194b	ppb	2.2105	0.5	6184.71
Ba 389.178	1208.84b	ppb	2.8787	0.2	24257.4
Be 313.042	-0.0701b	ppb	0.0049	7.0	-187.932
Ca 370.602	334749b	ppb	970.2	0.3	1364360
Cd 226.502	-0.8583b	ppb	0.0477	5.6	-4.5058
Co 228.615	2.8909b	ppb	0.2475	8.6	42.9331
Cr 267.716	-0.4722b	ppb	0.0981	20.8	32.9655
Cu 324.754	-0.0423b	ppb	0.1746	413.2	224.349
Fe 271.441	472.245b	ppb	4.0617	0.9	737.359
K 766.491	37208.8b	ppb	82.8024	0.2	1270724
Mg 279.078	148463b	ppb	427.706	0.3	355394
Mn 257.610	1790.13b	ppb	15.0704	0.8	129850
Mo 202.032	3.3599b	ppb	0.3906	11.6	31.9895
Na 330.237	941645xb	ppb	923.498	0.1	49147.9
Ni 231.604	27.6998b	ppb	1.0134	3.7	108.219
Pb 220.353	0.5111b	ppb	2.1555	421.7	0.4887
Sb 206.834	1.9728b	ppb	3.6661	185.8	3.1575
Se 196.026	5.5874b	ppb	2.7237	48.7	4.5508
Sn 189.925	1.2039b	ppb	1.5634	129.9	-0.5793
Sr 216.596	2167.10b	ppb	16.5645	0.8	30173.1
Ti 334.941	0.3249b	ppb	0.0595	18.3	-14.6798
Tl 190.794	-3.0753b	ppb	0.2861	9.3	-6.1238
V 292.401	1.3972b	ppb	0.0769	5.5	-22.4207
Zn 206.200	2.3884b	ppb	1.0859	45.5	12.0972

E10172012.wvq. All Data Report 10/22/2012, 11:23:18 AM

640-40686-f-6-b (Samp) **10/18/2012, 11:21:38 AM** **Rack 4, Tube 42****Weight: 1****Volume: 1****Dilution: 1**

Label	Replicates Concentration		
Ag 328.068	-0.7678u	-0.6088u	-0.7846u
Al 308.215	17.4927	16.5455	20.5588
As 188.980	14.8583	14.9082	21.9256
B 249.678	528.936	538.048	548.764
Ba 389.178	1848.10	1865.76	1906.81
Be 313.042	-0.1568u	-0.1665u	-0.1528u
Ca 370.602	662062	671367	682541
Cd 226.502	-1.6465	-1.8524	-1.7068
Co 228.615	-0.1765u	0.1549	-0.7984u
Cr 267.716	-0.7408u	-0.8054u	-0.4965u
Cu 324.754	-0.6994u	-0.8490u	-0.7302u
Fe 271.441	36058.6	36378.6	37331.2
K 766.491	30730.4	31125.5	31641.2
Mg 279.078	218867	221475	225326
Mn 257.610	4880.18	4960.17	5038.50
Mo 202.032	0.0130u	-0.0106u	-0.0509u
Na 330.237	480714x	487117x	493916x
Ni 231.604	1.2158	1.6356	0.9946
Pb 220.353	-0.4418	2.3588	2.7909
Sb 206.834	-1.9776u	1.6100	-1.5989u
Se 196.026	4.9838	8.8113	0.7802
Sn 189.925	1.5168	0.7905	0.2767
Sr 216.596	3619.88	3647.34	3738.14
Ti 334.941	1.1912	1.1952	1.4446
Tl 190.794	-5.5650u	-2.8466u	-3.2276u
V 292.401	2.1094u	2.1385u	2.2580u
Zn 206.200	0.4272	-0.6350	0.9393

Label	Sol'n Conc.	Units	SD	%RSD	Int. (c/s)
Ag 328.068	-0.7204b	ppb	0.0970	13.5	-95.9783
Al 308.215	18.1990b	ppb	2.0978	11.5	385.475
As 188.980	17.2307b	ppb	4.0660	23.6	11.6881
B 249.678	538.582b	ppb	9.9248	1.8	7238.98
Ba 389.178	1873.55b	ppb	30.1217	1.6	37567.2
Be 313.042	-0.1587b	ppb	0.0071	4.5	-186.216
Ca 370.602	671990b	ppb	10253	1.5	2723527
Cd 226.502	-1.7352b	ppb	0.1059	6.1	123.216
Co 228.615	-0.2733b	ppb	0.4840	177.1	3.8484
Cr 267.716	-0.6809b	ppb	0.1629	23.9	27.0812
Cu 324.754	-0.7595b	ppb	0.0790	10.4	179.049
Fe 271.441	36589.5b	ppb	662.006	1.8	56834.2
K 766.491	31165.7b	ppb	456.688	1.5	1064403
Mg 279.078	221889b	ppb	3249.52	1.5	531133
Mn 257.610	4959.62b	ppb	79.1624	1.6	359444
Mo 202.032	-0.0162b	ppb	0.0323	199.9	2.5096
Na 330.237	487249xb	ppb	6602.26	1.4	25413.9
Ni 231.604	1.2820b	ppb	0.3256	25.4	20.4526
Pb 220.353	1.5693b	ppb	1.7550	111.8	4.0576
Sb 206.834	-0.6555b	ppb	1.9711	300.7	0.0156
Se 196.026	4.8584b	ppb	4.0170	82.7	4.3514
Sn 189.925	0.8614b	ppb	0.6231	72.3	-0.9223
Sr 216.596	3668.45b	ppb	61.8880	1.7	51176.2
Ti 334.941	1.2770b	ppb	0.1452	11.4	93.3310
Tl 190.794	-3.8797b	ppb	1.4719	37.9	-9.6191
V 292.401	2.1687b	ppb	0.0787	3.6	-37.5256
Zn 206.200	0.2438b	ppb	0.8930	243.3	2517830

E10172012.wvq. All Data Report 10/22/2012, 11:23:18 AM

640-40754-g-1-b (Samp) **10/18/2012, 11:27:30 AM** **Rack 4, Tube 43****Weight: 1** **Volume: 1** **Dilution: 1**

Label	Replicates Concentration		
Ag 328.068	-0.1801u	-0.0053u	-0.2442u
Al 308.215	11.4762	11.7701	10.6933
As 188.980	13.4022	14.2740	15.0073
B 249.678	343.914	342.032	345.289
Ba 389.178	496.708	495.967	496.426
Be 313.042	-0.0802u	-0.0774u	-0.0715u
Ca 370.602	146295	146143	146583
Cd 226.502	-0.5441u	-0.4206u	-0.5166u
Co 228.615	-0.1939u	-0.1832u	-0.2149u
Cr 267.716	-0.4510u	-0.5477u	-0.3999u
Cu 324.754	-0.1651u	-0.1348u	0.1211
Fe 271.441	34.0987	30.0228	31.3494
K 766.491	24038.4	24028.7	23969.9
Mg 279.078	61905.8	61704.1	61923.7
Mn 257.610	477.804	480.114	484.944
Mo 202.032	0.2518	-0.0801u	0.2296
Na 330.237	309759x	309744x	311353x
Ni 231.604	5.1166	4.6331	5.2924
Pb 220.353	1.7188	0.2593	3.1408
Sb 206.834	-0.2365u	1.8465	2.1660
Se 196.026	-4.3540u	5.4148	9.5667
Sn 189.925	-1.2681u	0.7895	-2.8090u
Sr 216.596	994.674	982.952	984.936
Ti 334.941	0.2381	0.0793	0.1115
Tl 190.794	-2.2232u	1.7715	-1.9959u
V 292.401	0.1771u	0.0298u	0.1027u
Zn 206.200	-0.7077	0.8959	-0.1826

Label	Sol'n Conc.	Units	SD	%RSD	Int. (c/s)
Ag 328.068	-0.1432b	ppb	0.1237	86.4	-21.1548
Al 308.215	11.3132b	ppb	0.5566	4.9	341.497
As 188.980	14.2278b	ppb	0.8035	5.6	9.2488
B 249.678	343.745b	ppb	1.6351	0.5	4650.93
Ba 389.178	496.367b	ppb	0.3739	0.1	9962.73
Be 313.042	-0.0763b	ppb	0.0044	5.8	-192.582
Ca 370.602	146340b	ppb	223.4	0.2	596534
Cd 226.502	-0.4938b	ppb	0.0648	13.1	-5.6434
Co 228.615	-0.1973b	ppb	0.0161	8.2	2.9432
Cr 267.716	-0.4662b	ppb	0.0750	16.1	22.3937
Cu 324.754	-0.0596b	ppb	0.1572	263.8	223.184
Fe 271.441	31.8236b	ppb	2.0790	6.5	48.5357
K 766.491	24012.3b	ppb	37.0773	0.2	820174
Mg 279.078	61844.5b	ppb	121.956	0.2	148051
Mn 257.610	480.954b	ppb	3.6432	0.8	34947.0
Mo 202.032	0.1338b	ppb	0.1855	138.7	5.7661
Na 330.237	310285xb	ppb	924.614	0.3	16192.8
Ni 231.604	5.0140b	ppb	0.3414	6.8	25.1330
Pb 220.353	1.7063b	ppb	1.4408	84.4	2.2720
Sb 206.834	1.2587b	ppb	1.3047	103.7	2.1371
Se 196.026	3.5425b	ppb	7.1468	201.7	3.6357
Sn 189.925	-1.0958b	ppb	1.8054	164.8	-3.1691
Sr 216.596	987.521b	ppb	6.2734	0.6	13751.3
Ti 334.941	0.1430b	ppb	0.0840	58.7	-17.3628
Tl 190.794	-0.8159b	ppb	2.2436	275.0	-4.7589
V 292.401	0.1032b	ppb	0.0736	71.3	-22.6665
Zn 206.200	0.0018b	ppb	0.8175	44401.5	2572875

E10172012.wvq. All Data Report 10/22/2012, 11:23:18 AM

640-40754-g-2-b (Samp) **10/18/2012, 11:33:20 AM** **Rack 4, Tube 44****Weight: 1****Volume: 1****Dilution: 1**

Label	Replicates Concentration		
Ag 328.068	-1.3213u	-0.8579u	-1.2024u
Al 308.215	17.6210	18.3216	16.8913
As 188.980	103.877	107.726	98.3436
B 249.678	583.004	580.496	592.324
Ba 389.178	5173.23	5159.34	5174.65
Be 313.042	-0.2095u	-0.2225u	-0.2208u
Ca 370.602	1160818x	1151240x	1159942x
Cd 226.502	-2.5213	-2.8337	-2.2318
Co 228.615	58.0539	59.9875	59.2299
Cr 267.716	-2.2917	-2.1653	-2.4032
Cu 324.754	-3.0070u	-3.1339u	-2.9992u
Fe 271.441	324875	324280	324698
K 766.491	92783.0x	92727.8x	92871.1x
Mg 279.078	403340	400441	403098
Mn 257.610	10200.1	10143.9	10330.7
Mo 202.032	0.1554u	0.0830u	0.9832u
Na 330.237	722983x	727292x	726521x
Ni 231.604	46.2627	46.9333	44.4104
Pb 220.353	-1.3384	-9.7953u	-9.0335u
Sb 206.834	6.9867	0.2215	6.3847
Se 196.026	15.4650	8.7069	24.8739
Sn 189.925	2.9812	0.8221	5.3919
Sr 216.596	6983.05	6881.00	6918.33
Ti 334.941	2.5876	2.3469	2.3217
Tl 190.794	1.6403u	-2.3241u	0.7072u
V 292.401	6.0259	5.8771	6.4731
Zn 206.200	22.1881	20.9373	20.1157

Label	Sol'n Conc.	Units	SD	%RSD	Int. (c/s)
Ag 328.068	-1.1272b	ppb	0.2406	21.3	-228.902
Al 308.215	17.6113b	ppb	0.7152	4.1	382.190
As 188.980	103.315b	ppb	4.7161	4.6	81.6282
B 249.678	585.274b	ppb	6.2322	1.1	7680.00
Ba 389.178	5169.07b	ppb	8.4581	0.2	103533
Be 313.042	-0.2176b	ppb	0.0071	3.2	-173.733
Ca 370.602	1157333xb	ppb	5295	0.5	4577897
Cd 226.502	-2.5289b	ppb	0.3010	11.9	1172.01
Co 228.615	59.0904b	ppb	0.9743	1.6	788.566
Cr 267.716	-2.2867b	ppb	0.1191	5.2	48.2834
Cu 324.754	-3.0467b	ppb	0.0756	2.5	34.7327
Fe 271.441	324617b	ppb	305.056	0.1	504151
K 766.491	92793.9xb	ppb	72.2504	0.1	3168498
Mg 279.078	402293b	ppb	1608.47	0.4	962970
Mn 257.610	10224.9b	ppb	95.8766	0.9	741079
Mo 202.032	0.4072b	ppb	0.5001	122.8	-10.0901
Na 330.237	725599xb	ppb	2298.11	0.3	37775.5
Ni 231.604	45.8688b	ppb	1.3068	2.8	196.915
Pb 220.353	-6.7224b	ppb	4.6782	69.6	-0.4501
Sb 206.834	4.5310b	ppb	3.7442	82.6	13.0325
Se 196.026	16.3486b	ppb	8.1197	49.7	10.4910
Sn 189.925	3.0651b	ppb	2.2861	74.6	1.5524
Sr 216.596	6927.46b	ppb	51.6351	0.7	97263.6
Ti 334.941	2.4187b	ppb	0.1468	6.1	213.510
Tl 190.794	0.0078b	ppb	2.0727	26530.7	-54.6071
V 292.401	6.1253b	ppb	0.3102	5.1	98.7842
Zn 206.200	21.0804b	ppb	1.0435	5.0	47.2962

E10172012.wvq. All Data Report 10/22/2012, 11:23:18 AM

640-40754-g-5-b (Samp) **10/18/2012, 11:39:11 AM** **Rack 4, Tube 45**
Weight: 1 **Volume: 1** **Dilution: 1**

Label	Replicates Concentration		
Ag 328.068	-0.3693u	-0.3741u	-0.2487u
Al 308.215	22.3740	19.8046	20.1511
As 188.980	3.8134	-0.1593u	0.3531
B 249.678	2528.90	2538.55	2553.33
Ba 389.178	200.082	199.022	199.863
Be 313.042	0.0550u	0.0628u	0.0525u
Ca 370.602	70481	70303	70199
Cd 226.502	-0.2414u	-0.1402u	-0.3150u
Co 228.615	0.7146	0.2577	0.8431
Cr 267.716	-0.7915u	-1.1098u	-1.0827u
Cu 324.754	0.8710	0.5373	0.9757
Fe 271.441	75.2344	75.2403	76.1208
K 766.491	99817.4x	99848.9x	99328.4x
Mg 279.078	149330	149044	149358
Mn 257.610	90.6317	91.2713	92.2343
Mo 202.032	-0.4117u	-0.3926u	-0.1061u
Na 330.237	2221144x	2210576x	2200416x
Ni 231.604	2.8924	2.5318	2.6069
Pb 220.353	0.1669	0.7222	-1.5862u
Sb 206.834	1.1301	1.4390	-0.5375u
Se 196.026	3.3369	5.5231	5.4828
Sn 189.925	1.5867	-0.1365	0.7926
Sr 216.596	944.591	942.471	946.342
Ti 334.941	-0.1376u	-0.0310u	-0.0286u
Tl 190.794	-5.0930u	-3.7564u	-2.4156u
V 292.401	1.0597	1.4174	0.8298u
Zn 206.200	0.7236	-1.0483	-0.8812

Label	Sol'n Conc.	Units	SD	%RSD	Int. (c/s)
Ag 328.068	-0.3307b	ppb	0.0710	21.5	-33.6037
Al 308.215	20.7766b	ppb	1.3942	6.7	402.081
As 188.980	1.3357b	ppb	2.1609	161.8	-1.2267
B 249.678	2540.26b	ppb	12.3063	0.5	34092.3
Ba 389.178	199.656b	ppb	0.5600	0.3	4162.87
Be 313.042	0.0568b	ppb	0.0054	9.5	-182.745
Ca 370.602	70328b	ppb	142.5	0.2	286670
Cd 226.502	-0.2322b	ppb	0.0878	37.8	-13.0513
Co 228.615	0.6051b	ppb	0.3077	50.8	13.4243
Cr 267.716	-0.9947b	ppb	0.1765	17.7	29.5770
Cu 324.754	0.7947b	ppb	0.2290	28.8	277.035
Fe 271.441	75.5319b	ppb	0.5100	0.7	114.670
K 766.491	99664.9xb	ppb	291.838	0.3	3403086
Mg 279.078	149244b	ppb	173.842	0.1	357284
Mn 257.610	91.3791b	ppb	0.8068	0.9	6859.63
Mo 202.032	-0.3035b	ppb	0.1712	56.4	2.2060
Na 330.237	2210712xb	ppb	10364.5	0.5	115399
Ni 231.604	2.6770b	ppb	0.1902	7.1	20.6409
Pb 220.353	-0.2324b	ppb	1.2048	518.5	-1.1444
Sb 206.834	0.6772b	ppb	1.0632	157.0	1.2908
Se 196.026	4.7809b	ppb	1.2507	26.2	4.1892
Sn 189.925	0.7476b	ppb	0.8625	115.4	-0.6513
Sr 216.596	944.468b	ppb	1.9383	0.2	13145.7
Ti 334.941	-0.0657b	ppb	0.0622	94.7	-86.4142
Tl 190.794	-3.7550b	ppb	1.3387	35.7	-9.8971
V 292.401	1.1023b	ppb	0.2961	26.9	1.9183
Zn 206.200	-0.4020b	ppb	0.9784	243.4	-871051

E10172012.wvq. All Data Report 10/22/2012, 11:23:18 AM

640-40754-i-6-b (Samp) **10/18/2012, 11:45:01 AM** **Rack 4, Tube 46****Weight: 1****Volume: 1****Dilution: 1**

Label	Replicates Concentration		
Ag 328.068	-1.0166u	-1.0064u	-1.0896u
Al 308.215	18.5095	17.6105	17.3179
As 188.980	110.428	106.410	114.639
B 249.678	591.808	593.284	603.019
Ba 389.178	5128.71	5125.92	5141.00
Be 313.042	-0.2196u	-0.2180u	-0.2201u
Ca 370.602	1155752x	1155525x	1153314x
Cd 226.502	-2.4436	-2.5217	-1.7643
Co 228.615	56.8944	56.1046	57.6544
Cr 267.716	-2.3983	-2.2107	-2.5122u
Cu 324.754	-2.7234u	-2.8589u	-2.7896u
Fe 271.441	324053	323159	323440
K 766.491	93428.4x	93060.4x	92917.4x
Mg 279.078	399106	399652	402741
Mn 257.610	10129.0	10135.1	10312.3
Mo 202.032	1.0327u	0.1540u	0.6321u
Na 330.237	726161x	725107x	724076x
Ni 231.604	44.4261	45.9638	47.4856
Pb 220.353	-5.0379	-6.2999	-5.1794
Sb 206.834	2.6973	1.7092	0.5818
Se 196.026	22.0556	17.0971	31.4532
Sn 189.925	3.8161	1.4696	4.4742
Sr 216.596	6875.80	6878.29	6878.79
Ti 334.941	2.3336	2.5791	2.3099
Tl 190.794	-0.7887u	0.4276u	-1.4391u
V 292.401	7.0151	6.5599	5.9524
Zn 206.200	20.7414	19.0858	22.0745

Label	Sol'n Conc.	Units	SD	%RSD	Int. (c/s)
Ag 328.068	-1.0375b	ppb	0.0454	4.4	-222.488
Al 308.215	17.8126b	ppb	0.6210	3.5	383.513
As 188.980	110.492b	ppb	4.1150	3.7	87.4597
B 249.678	596.037b	ppb	6.0917	1.0	7824.67
Ba 389.178	5131.88b	ppb	8.0257	0.2	102788
Be 313.042	-0.2193b	ppb	0.0011	0.5	-176.473
Ca 370.602	1154864xb	ppb	1347	0.1	4568106
Cd 226.502	-2.2432b	ppb	0.4165	18.6	1183.70
Co 228.615	56.8845b	ppb	0.7749	1.4	759.916
Cr 267.716	-2.3737b	ppb	0.1522	6.4	43.9419
Cu 324.754	-2.7906b	ppb	0.0678	2.4	50.8819
Fe 271.441	323551b	ppb	457.149	0.1	502494
K 766.491	93135.4xb	ppb	263.621	0.3	3180155
Mg 279.078	400500b	ppb	1960.44	0.5	958678
Mn 257.610	10192.1b	ppb	104.121	1.0	738702
Mo 202.032	0.6063b	ppb	0.4399	72.6	-8.4349
Na 330.237	725115xb	ppb	1042.30	0.1	37750.5
Ni 231.604	45.9585b	ppb	1.5298	3.3	197.100
Pb 220.353	-5.5057b	ppb	0.6914	12.6	1.6135
Sb 206.834	1.6628b	ppb	1.0585	63.7	8.8053
Se 196.026	23.5353b	ppb	7.2915	31.0	13.6995
Sn 189.925	3.2533b	ppb	1.5794	48.5	1.7349
Sr 216.596	6877.63b	ppb	1.5997	0.0	96568.8
Ti 334.941	2.4075b	ppb	0.1491	6.2	212.339
Tl 190.794	-0.6001b	ppb	0.9476	157.9	-55.5040
V 292.401	6.5091b	ppb	0.5332	8.2	108.653
Zn 206.200	20.6339b	ppb	1.4973	7.3	46.5875

E10172012.wvq. All Data Report 10/22/2012, 11:23:18 AM

680-83827-c-5-b (Samp) 10/18/2012, 11:50:52 AM Rack 4, Tube 47

Weight: 1

Volume: 1

Dilution: 1

Label	Replicates Concentration		
Ag 328.068	0.1787	0.0423	-0.2881u
Al 308.215	7.4806	7.6512	5.0542
As 188.980	1.4655	1.9279	-1.2968u
B 249.678	21.1173	20.2823	18.9454
Ba 389.178	30.5286	29.6945	28.9726
Be 313.042	-0.0592u	-0.0536u	-0.0472u
Ca 370.602	4240	4117	4111
Cd 226.502	-0.0447u	0.0159	-0.1222u
Co 228.615	5.8476	5.6429	5.8212
Cr 267.716	-0.4824u	-0.3415u	-0.4763u
Cu 324.754	5.5890	5.2193	5.0864
Fe 271.441	11.3609	12.4973	12.4265
K 766.491	2284.72	2224.23	2221.53
Mg 279.078	1900.98	1840.47	1843.24
Mn 257.610	1753.48	1743.36	1740.80
Mo 202.032	0.0013	0.1886	0.0696
Na 330.237	7851.11	7676.17	7952.10
Ni 231.604	2.8521	3.3008	2.4227
Pb 220.353	1.0352	-0.3704u	1.5224
Sb 206.834	-1.2814u	2.9312	-0.9797u
Se 196.026	0.3023	4.9591	-0.5415u
Sn 189.925	-3.1115u	-0.5127u	-0.1557u
Sr 216.596	55.7296	53.5044	54.6832
Ti 334.941	0.0058	0.0884	0.0788
Tl 190.794	0.6321	0.0810	-1.5182
V 292.401	0.0708u	0.1058u	0.4926
Zn 206.200	21.8345	20.4911	20.6594

Label	Sol'n Conc.	Units	SD	%RSD	Int. (c/s)
Ag 328.068	-0.0224	ppb	0.2400	1072.5	-3.4104
Al 308.215	6.7287	ppb	1.4527	21.6	312.245
As 188.980	0.6989	ppb	1.7437	249.5	-1.7427
B 249.678	20.1150	ppb	1.0955	5.4	313.086
Ba 389.178	29.7319	ppb	0.7787	2.6	599.371
Be 313.042	-0.0533	ppb	0.0060	11.2	-171.464
Ca 370.602	4156	ppb	72.64	1.7	17046
Cd 226.502	-0.0503	ppb	0.0692	137.6	1.8455
Co 228.615	5.7705	ppb	0.1114	1.9	80.3404
Cr 267.716	-0.4334	ppb	0.0796	18.4	18.8127
Cu 324.754	5.2982	ppb	0.2605	4.9	561.039
Fe 271.441	12.0949	ppb	0.6367	5.3	15.0775
K 766.491	2243.49	ppb	35.7266	1.6	76948.5
Mg 279.078	1861.56	ppb	34.1635	1.8	4439.31
Mn 257.610	1745.88	ppb	6.7063	0.4	126443
Mo 202.032	0.0865	ppb	0.0948	109.6	5.3814
Na 330.237	7826.46	ppb	139.609	1.8	406.092
Ni 231.604	2.8585	ppb	0.4391	15.4	15.0577
Pb 220.353	0.7291	ppb	0.9829	134.8	0.8458
Sb 206.834	0.2234	ppb	2.3499	1052.1	0.6186
Se 196.026	1.5733	ppb	2.9624	188.3	2.7560
Sn 189.925	-1.2600	ppb	1.6134	128.1	-3.5236
Sr 216.596	54.6391	ppb	1.1132	2.0	764.360
Ti 334.941	0.0577	ppb	0.0452	78.4	-18.7814
Tl 190.794	-0.2684	ppb	1.1169	416.2	-1.8041
V 292.401	0.2231	ppb	0.2341	104.9	-0.2314
Zn 206.200	20.9950	ppb	0.7319	3.5	24.8188

E10172012.wvq. All Data Report 10/22/2012, 11:23:18 AM

680-83827-d-7-b (Samp) 10/18/2012, 11:56:42 AM Rack 4, Tube 48

Weight: 1

Volume: 1

Dilution: 1

Label	Replicates Concentration		
Ag 328.068	-0.3632u	-0.5375u	0.0757
Al 308.215	30.7369	28.6084	28.6551
As 188.980	1.4864	-2.1459u	1.8499
B 249.678	35.5037	35.1745	35.0070
Ba 389.178	36.0128	35.4299	35.7873
Be 313.042	-0.0550u	-0.0849u	-0.0643u
Ca 370.602	3741	3730	3701
Cd 226.502	-0.1600u	-0.0415u	-0.1267u
Co 228.615	0.1511	-0.2529u	-0.4748u
Cr 267.716	-0.3644u	-0.2633u	-0.4788u
Cu 324.754	-0.1223u	0.1853	0.2243
Fe 271.441	24.0614	20.0962	27.7243
K 766.491	2245.39	2235.76	2218.04
Mg 279.078	1394.11	1397.42	1387.46
Mn 257.610	897.134	915.844	908.591
Mo 202.032	0.8886	1.3810	0.8304
Na 330.237	7747.25	7524.87	7540.09
Ni 231.604	1.1755	1.9787	1.7941
Pb 220.353	0.0504	-0.0503	2.6904
Sb 206.834	3.0814	1.2747	1.9339
Se 196.026	-2.1285u	-0.7092u	3.0397
Sn 189.925	1.0030	-0.1413u	-0.2373u
Sr 216.596	58.4947	57.1694	57.4916
Ti 334.941	0.2329	-0.0400u	0.0230
Tl 190.794	0.5939	2.3430	-0.3379
V 292.401	0.3468	0.6079	0.5034
Zn 206.200	2.4345	1.3021	2.6052

Label	Sol'n Conc.	Units	SD	%RSD	Int. (c/s)
Ag 328.068	-0.2750	ppb	0.3160	114.9	-19.3669
Al 308.215	29.3335	ppb	1.2156	4.1	456.850
As 188.980	0.3968	ppb	2.2095	556.8	-1.9888
B 249.678	35.2284	ppb	0.2527	0.7	515.653
Ba 389.178	35.7433	ppb	0.2939	0.8	718.814
Be 313.042	-0.0681	ppb	0.0152	22.4	-193.026
Ca 370.602	3724	ppb	20.43	0.5	15245
Cd 226.502	-0.1094	ppb	0.0611	55.8	-1.1026
Co 228.615	-0.1922	ppb	0.3174	165.1	2.9693
Cr 267.716	-0.3688	ppb	0.1078	29.2	21.8787
Cu 324.754	0.0958	ppb	0.1899	198.3	232.985
Fe 271.441	23.9606	ppb	3.8151	15.9	32.9119
K 766.491	2233.06	ppb	13.8752	0.6	76592.4
Mg 279.078	1393.00	ppb	5.0694	0.4	3328.58
Mn 257.610	907.190	ppb	9.4337	1.0	65722.3
Mo 202.032	1.0333	ppb	0.3025	29.3	13.0845
Na 330.237	7604.07	ppb	124.233	1.6	394.621
Ni 231.604	1.6494	ppb	0.4207	25.5	10.8056
Pb 220.353	0.8968	ppb	1.5541	173.3	0.9620
Sb 206.834	2.0967	ppb	0.9143	43.6	3.3604
Se 196.026	0.0674	ppb	2.6702	3963.4	2.0832
Sn 189.925	0.2081	ppb	0.6901	331.6	-2.0944
Sr 216.596	57.7186	ppb	0.6912	1.2	807.244
Ti 334.941	0.0720	ppb	0.1429	198.6	-17.3825
Tl 190.794	0.8663	ppb	1.3610	157.1	-1.4961
V 292.401	0.4860	ppb	0.1314	27.0	7.9777
Zn 206.200	2.1139	ppb	0.7983	33.5	7.6643

E10172012.wvq. All Data Report 10/22/2012, 11:23:18 AM

680-83827-c-8-b (Samp) 10/18/2012, 12:14:13 PM Rack 4, Tube 51

Weight: 1

Volume: 1

Dilution: 1

Label	Replicates Concentration		
Ag 328.068	0.0502	-0.0857u	-0.0185u
Al 308.215	7.7676	8.2132	6.9035
As 188.980	0.8096	2.2544	-2.1819u
B 249.678	21.8036	20.2439	19.4218
Ba 389.178	31.3488	31.8201	31.7861
Be 313.042	-0.0351u	-0.0357u	-0.0360u
Ca 370.602	1237	1234	1225
Cd 226.502	-0.0638u	-0.0759u	-0.0130u
Co 228.615	0.1560	0.0064	0.0505
Cr 267.716	-0.3677u	-0.2865u	-0.2490u
Cu 324.754	1.1648	1.2017	1.2906
Fe 271.441	126.691	124.481	122.527
K 766.491	2097.12	2085.73	2071.60
Mg 279.078	673.643	668.186	667.462
Mn 257.610	212.155	213.526	212.658
Mo 202.032	0.6201	0.7561	0.3166
Na 330.237	7293.11	7395.41	7292.82
Ni 231.604	-0.1072u	0.2015	-0.1514u
Pb 220.353	-1.0852u	-0.2578u	-0.1405u
Sb 206.834	0.1103	1.3314	1.7062
Se 196.026	-0.6557u	-0.2037u	-8.5942u
Sn 189.925	1.0327	-0.1683u	-1.0204u
Sr 216.596	25.0559	24.7539	24.8970
Ti 334.941	-0.0225u	0.1207	0.0816
Tl 190.794	0.9913	1.0891	0.6366
V 292.401	0.0300	0.2934	-0.0538u
Zn 206.200	18.7396	17.7640	18.2195

Label	Sol'n Conc.	Units	SD	%RSD	Int. (c/s)
Ag 328.068	-0.0180	ppb	0.0679	377.2	-2.8486
Al 308.215	7.6281	ppb	0.6659	8.7	318.007
As 188.980	0.2940	ppb	2.2627	769.5	-2.0726
B 249.678	20.4898	ppb	1.2098	5.9	318.037
Ba 389.178	31.6517	ppb	0.2629	0.8	636.686
Be 313.042	-0.0356	ppb	0.0004	1.2	-145.925
Ca 370.602	1232	ppb	6.593	0.5	5016
Cd 226.502	-0.0509	ppb	0.0334	65.5	1.8796
Co 228.615	0.0710	ppb	0.0769	108.3	6.4038
Cr 267.716	-0.3011	ppb	0.0607	20.2	25.1273
Cu 324.754	1.2190	ppb	0.0646	5.3	303.812
Fe 271.441	124.566	ppb	2.0834	1.7	189.113
K 766.491	2084.81	ppb	12.7868	0.6	71531.0
Mg 279.078	669.763	ppb	3.3790	0.5	1606.20
Mn 257.610	212.780	ppb	0.6936	0.3	15446.9
Mo 202.032	0.5642	ppb	0.2250	39.9	9.2619
Na 330.237	7327.11	ppb	59.1466	0.8	380.073
Ni 231.604	-0.0190	ppb	0.1922	1009.6	4.9394
Pb 220.353	-0.4945	ppb	0.5149	104.1	-1.5694
Sb 206.834	1.0493	ppb	0.8345	79.5	1.8299
Se 196.026	-3.1512	ppb	4.7192	149.8	0.6456
Sn 189.925	-0.0520	ppb	1.0315	1984.1	-2.3491
Sr 216.596	24.9023	ppb	0.1510	0.6	350.987
Ti 334.941	0.0599	ppb	0.0740	123.5	-18.5628
Tl 190.794	0.9057	ppb	0.2381	26.3	-2.6001
V 292.401	0.0899	ppb	0.1811	201.5	-0.4544
Zn 206.200	18.2410	ppb	0.4882	2.7	30.8272

E10172012.wvq. All Data Report 10/22/2012, 11:23:18 AM

X (Samp) 10/18/2012, 12:20:04 PM Rack 4, Tube 52**Weight: 1** Volume: 1 Dilution: 1

Label	Replicates Concentration		
Ag 328.068	-0.0294u	-0.0650u	-0.3613u
Al 308.215	4.3462	5.7077	5.2992
As 188.980	-0.1427u	2.9043	-1.2526u
B 249.678	5.5267	4.5707	4.6645
Ba 389.178	0.2718	-0.4411u	0.2966
Be 313.042	-0.0725u	-0.0668u	-0.0875u
Ca 370.602	0.2749u	-2.277u	-2.994u
Cd 226.502	-0.0815u	-0.0039u	-0.0300u
Co 228.615	-0.3244u	-0.4513u	-0.5738u
Cr 267.716	-0.3682u	-0.3365u	-0.3636u
Cu 324.754	0.0245	-0.1514u	-0.2628u
Fe 271.441	4.7716	2.6114	4.2170
K 766.491	-2.4725u	-3.0285u	-1.9104u
Mg 279.078	6.0675	3.0317	2.3832
Mn 257.610	-0.3977u	-0.2282u	-0.2774u
Mo 202.032	0.3838	0.0592	-0.1432u
Na 330.237	56.7890	-93.7709u	101.300
Ni 231.604	-0.3241u	-0.3572u	0.3906
Pb 220.353	-1.2277u	2.3006	-1.3678u
Sb 206.834	-2.6121u	-1.0383u	1.4300
Se 196.026	-0.4864u	-0.7132u	-0.6203u
Sn 189.925	-1.5649u	-0.3246u	-0.7546u
Sr 216.596	-0.4450u	-0.2957u	-0.2824u
Ti 334.941	-0.0027u	0.0024	-0.0502u
Tl 190.794	-0.1176u	0.5177	-0.0987u
V 292.401	-0.2981u	-0.3598u	-0.1399u
Zn 206.200	0.2074	0.0149	-0.2024u

Label	Sol'n Conc.	Units	SD	%RSD	Int. (c/s)
Ag 328.068	-0.1519	ppb	0.1822	120.0	-11.0017
Al 308.215	5.1177	ppb	0.6987	13.7	301.917
As 188.980	0.5030	ppb	2.1524	427.9	-1.9024
B 249.678	4.9207	ppb	0.5270	10.7	109.429
Ba 389.178	0.0424	ppb	0.4189	987.1	5.3243
Be 313.042	-0.0756	ppb	0.0107	14.2	-204.294
Ca 370.602	-1.665	ppb	1.718	103.2	30.53
Cd 226.502	-0.0385	ppb	0.0395	102.7	1.9639
Co 228.615	-0.4498	ppb	0.1247	27.7	-0.3522
Cr 267.716	-0.3561	ppb	0.0171	4.8	22.3507
Cu 324.754	-0.1299	ppb	0.1449	111.5	218.742
Fe 271.441	3.8667	ppb	1.1219	29.0	1.5679
K 766.491	-2.4705	ppb	0.5590	22.6	267.426
Mg 279.078	3.8275	ppb	1.9668	51.4	14.7587
Mn 257.610	-0.3011	ppb	0.0872	29.0	19.0708
Mo 202.032	0.0999	ppb	0.2658	266.0	5.4915
Na 330.237	21.4395	ppb	102.227	476.8	-1.1354
Ni 231.604	-0.0969	ppb	0.4225	436.0	4.6327
Pb 220.353	-0.0983	ppb	2.0787	2114.8	-0.9338
Sb 206.834	-0.7401	ppb	2.0375	275.3	-0.7975
Se 196.026	-0.6066	ppb	0.1140	18.8	1.7820
Sn 189.925	-0.8814	ppb	0.6298	71.5	-3.1603
Sr 216.596	-0.3410	ppb	0.0903	26.5	-0.4897
Ti 334.941	-0.0168	ppb	0.0290	172.6	-25.9146
Tl 190.794	0.1005	ppb	0.3615	359.8	-4.1601
V 292.401	-0.2659	ppb	0.1134	42.7	-8.9614
Zn 206.200	0.0067	ppb	0.2950	2981.8	4.5970

E10172012.wvq. All Data Report 10/22/2012, 11:23:18 AM

CRI (Samp) 10/18/2012, 12:25:54 PM **Rack 4, Tube 53**
Weight: 1 **Volume: 1** **Dilution: 1**

Label	Replicates Concentration		
Ag 328.068	10.3935	10.4862	10.5950
Al 308.215	230.320	234.861	237.468
As 188.980	18.7709	24.3697	22.2658
B 249.678	106.137	108.042	109.365
Ba 389.178	11.3037	11.3208	11.5745
Be 313.042	4.3687	4.4090	4.4683
Ca 370.602	510.7	515.8	525.0
Cd 226.502	5.4965	5.5321	5.6936
Co 228.615	10.7249	10.1712	10.8142
Cr 267.716	10.7303	10.8771	11.0168
Cu 324.754	23.2073	22.9761	23.7590
Fe 271.441	59.5865	60.5868	62.2713
K 766.491	1019.70	1030.83	1045.16
Mg 279.078	533.520	538.939	541.400
Mn 257.610	11.7916	11.5984	11.6280
Mo 202.032	10.3132	10.2909	10.4044
Na 330.237	1057.10	1138.43	1100.90
Ni 231.604	43.4157	43.3220	43.8079
Pb 220.353	11.2122	10.3058	10.6564
Sb 206.834	22.6994	22.7631	20.4557
Se 196.026	17.3204	21.8507	13.3804
Sn 189.925	50.8334	52.4031	52.6603
Sr 216.596	10.9704	11.6662	11.1915
Ti 334.941	10.7620	10.7919	10.8461
Tl 190.794	26.5996	28.7306	29.0739
V 292.401	10.8026	11.3284	11.4629
Zn 206.200	21.5533	21.9406	22.1017

Label	Sol'n Conc.	Units	SD	%RSD	Int. (c/s)
Ag 328.068	10.4916	ppb	0.1009	1.0	659.904
Al 308.215	234.216	ppb	3.6171	1.5	1768.18
As 188.980	21.8021	ppb	2.8280	13.0	15.3236
B 249.678	107.848	ppb	1.6226	1.5	1488.99
Ba 389.178	11.3997	ppb	0.1516	1.3	232.617
Be 313.042	4.4154	ppb	0.0501	1.1	6391.56
Ca 370.602	517.2	ppb	7.280	1.4	2122
Cd 226.502	5.5741	ppb	0.1050	1.9	281.563
Co 228.615	10.5701	ppb	0.3483	3.3	142.522
Cr 267.716	10.8748	ppb	0.1433	1.3	555.719
Cu 324.754	23.3141	ppb	0.4023	1.7	1697.42
Fe 271.441	60.8149	ppb	1.3568	2.2	91.3164
K 766.491	1031.89	ppb	12.7636	1.2	35582.4
Mg 279.078	537.953	ppb	4.0314	0.7	1293.24
Mn 257.610	11.6727	ppb	0.1041	0.9	886.736
Mo 202.032	10.3362	ppb	0.0601	0.6	88.7658
Na 330.237	1098.81	ppb	40.7037	3.7	54.8770
Ni 231.604	43.5152	ppb	0.2578	0.6	157.335
Pb 220.353	10.7248	ppb	0.4570	4.3	17.6626
Sb 206.834	21.9727	ppb	1.3142	6.0	32.5178
Se 196.026	17.5172	ppb	4.2386	24.2	9.8793
Sn 189.925	51.9656	ppb	0.9889	1.9	48.2978
Sr 216.596	11.2760	ppb	0.3555	3.2	158.413
Ti 334.941	10.8000	ppb	0.0427	0.4	1035.50
Tl 190.794	28.1347	ppb	1.3405	4.8	38.6892
V 292.401	11.1980	ppb	0.3489	3.1	282.896
Zn 206.200	21.8652	ppb	0.2819	1.3	259.674

E10172012.wvq. All Data Report 10/22/2012, 11:23:18 AM

CCV (Samp) 10/18/2012, 12:31:45 PM **Rack 4, Tube 54**
Weight: 1 **Volume: 1** **Dilution: 1**

Label	Replicates Concentration		
Ag 328.068	509.002	496.208	492.562
Al 308.215	5171.04	5080.25	5039.78
As 188.980	496.446	498.482	492.499
B 249.678	5087.42	5020.56	4977.82
Ba 389.178	5050.33	4955.35	4912.29
Be 313.042	509.771	500.196	497.587
Ca 370.602	5059	4982	4933
Cd 226.502	521.086	510.101	504.277
Co 228.615	523.492	513.620	507.768
Cr 267.716	5072.70	4966.08	4908.03
Cu 324.754	5271.50	5210.17	5103.33
Fe 271.441	5170.64	5078.71	5035.23
K 766.491	10226.9	10133.3	10045.0
Mg 279.078	5086.61	4985.15	4924.90
Mn 257.610	5138.43	4986.18	4937.25
Mo 202.032	517.938	506.930	503.733
Na 330.237	7658.14	7456.57	7321.16
Ni 231.604	2589.76	2542.91	2506.00
Pb 220.353	518.688	506.161	502.517
Sb 206.834	495.506	481.588	484.573
Se 196.026	5097.24	4974.51	4926.63
Sn 189.925	5299.87	5134.67	5106.14
Sr 216.596	2665.35	2611.00	2562.31
Ti 334.941	524.543	509.370	502.202
Tl 190.794	5203.69	5102.74	5059.52
V 292.401	5110.38	5019.21	4969.37
Zn 206.200	2569.88	2516.16	2491.60

Label	Sol'n Conc.	Units	SD	%RSD	Int. (c/s)
Ag 328.068	499.257	ppb	8.6338	1.7	31456.3
Al 308.215	5097.02	ppb	67.2181	1.3	33292.7
As 188.980	495.809	ppb	3.0420	0.6	366.712
B 249.678	5028.60	ppb	55.2420	1.1	67441.5
Ba 389.178	4972.66	ppb	70.6254	1.4	99256.7
Be 313.042	502.518	ppb	6.4150	1.3	738195
Ca 370.602	4991	ppb	63.22	1.3	18527
Cd 226.502	511.821	ppb	8.5355	1.7	25493.0
Co 228.615	514.960	ppb	7.9472	1.5	6680.34
Cr 267.716	4982.27	ppb	83.5233	1.7	236651
Cu 324.754	5195.00	ppb	85.1061	1.6	327803
Fe 271.441	5094.86	ppb	69.1344	1.4	8041.98
K 766.491	10135.1	ppb	90.9534	0.9	346380
Mg 279.078	4998.89	ppb	81.7264	1.6	11910.2
Mn 257.610	5020.62	ppb	104.920	2.1	363539
Mo 202.032	509.534	ppb	7.4518	1.5	4145.43
Na 330.237	7478.62	ppb	169.569	2.3	368.475
Ni 231.604	2546.22	ppb	41.9812	1.6	8922.33
Pb 220.353	509.122	ppb	8.4826	1.7	874.401
Sb 206.834	487.222	ppb	7.3275	1.5	739.893
Se 196.026	4999.46	ppb	87.9998	1.8	2235.66
Sn 189.925	5180.23	ppb	104.590	2.0	5041.72
Sr 216.596	2612.89	ppb	51.5482	2.0	36187.1
Ti 334.941	512.038	ppb	11.4068	2.2	50298.2
Tl 190.794	5121.99	ppb	73.9862	1.4	7835.14
V 292.401	5032.98	ppb	71.5073	1.4	128631
Zn 206.200	2525.88	ppb	40.0371	1.6	2596.41

E10172012.wvq. All Data Report 10/22/2012, 11:23:18 AM

CCB (Samp) 10/18/2012, 12:37:36 PM Rack 4, Tube 55

Weight: 1 Volume: 1 Dilution: 1

Label	Replicates Concentration		
Ag 328.068	-0.2322u	0.1931	-0.2094u
Al 308.215	4.8246	4.8354	5.9316
As 188.980	5.3418	2.9613	3.7021
B 249.678	42.0953	33.9825	29.3287
Ba 389.178	-0.3926u	-0.3779u	-0.3592u
Be 313.042	-0.0575u	-0.0546u	-0.0619u
Ca 370.602	0.4244u	-2.628u	-2.661u
Cd 226.502	-0.0190u	0.1291	-0.0968u
Co 228.615	-0.6581u	-0.4891u	-0.4101u
Cr 267.716	-0.2452u	-0.1860u	-0.2133u
Cu 324.754	0.0364	-0.0006u	0.1780
Fe 271.441	2.1666	4.9159	6.3342
K 766.491	-2.2965u	-2.6764u	-2.0875u
Mg 279.078	4.6399	0.5620	5.6826
Mn 257.610	-0.1085u	-0.1670u	-0.1433u
Mo 202.032	1.0607	0.8187	0.4259
Na 330.237	-3.7106u	113.016	103.333
Ni 231.604	-0.0688u	-0.4772u	-0.1812u
Pb 220.353	0.0209	0.5923	0.1772
Sb 206.834	0.5082	1.3572	3.1269
Se 196.026	-1.2108u	-0.2991u	0.2518
Sn 189.925	-1.0804u	-1.0968u	-1.4327u
Sr 216.596	-0.3351u	-0.1242u	-0.4998u
Ti 334.941	0.0797	-0.0367u	-0.0651u
Tl 190.794	3.5944	2.0831	3.7568
V 292.401	0.1008	0.0665	0.1282
Zn 206.200	0.9972	-0.8826u	0.6444

Label	Sol'n Conc.	Units	SD	%RSD	Int. (c/s)
Ag 328.068	-0.0828	ppb	0.2393	288.9	-6.6490
Al 308.215	5.1972	ppb	0.6360	12.2	302.470
As 188.980	4.0018	ppb	1.2182	30.4	0.9392
B 249.678	35.1355	ppb	6.4609	18.4	514.416
Ba 389.178	-0.3766	ppb	0.0168	4.5	-3.0327
Be 313.042	-0.0580	ppb	0.0036	6.3	-178.308
Ca 370.602	-1.622	ppb	1.772	109.3	30.07
Cd 226.502	0.0044	ppb	0.1148	2592.4	4.1039
Co 228.615	-0.5191	ppb	0.1267	24.4	-1.2659
Cr 267.716	-0.2148	ppb	0.0296	13.8	29.0599
Cu 324.754	0.0713	ppb	0.0943	132.3	231.435
Fe 271.441	4.4722	ppb	2.1189	47.4	2.5225
K 766.491	-2.3535	ppb	0.2985	12.7	271.421
Mg 279.078	3.6282	ppb	2.7061	74.6	14.2804
Mn 257.610	-0.1396	ppb	0.0294	21.1	30.7646
Mo 202.032	0.7685	ppb	0.3204	41.7	10.9302
Na 330.237	70.8795	ppb	64.7781	91.4	1.4435
Ni 231.604	-0.2424	ppb	0.2109	87.0	4.1255
Pb 220.353	0.2635	ppb	0.2953	112.1	-0.3120
Sb 206.834	1.6641	ppb	1.3361	80.3	2.7284
Se 196.026	-0.4194	ppb	0.7387	176.1	1.8657
Sn 189.925	-1.2033	ppb	0.1988	16.5	-3.4737
Sr 216.596	-0.3197	ppb	0.1883	58.9	-0.1873
Ti 334.941	-0.0074	ppb	0.0767	1038.9	-24.9898
Tl 190.794	3.1448	ppb	0.9230	29.4	0.4860
V 292.401	0.0985	ppb	0.0309	31.4	0.2957
Zn 206.200	0.2530	ppb	0.9992	294.8	4.9503

METALS BATCH WORKSHEET

Lab Name: TestAmerica Savannah Job No.: 680-83673-1

SDG No.: _____

Batch Number: 252971 Batch Start Date: 10/16/12 07:52 Batch Analyst: Beaty, Van

Batch Method: 3010A Batch End Date: 10/16/12 15:27

Lab Sample ID	Client Sample ID	Method Chain	Basis	Initial pH	InitialAmount	FinalAmount	MS lcs1cpi 00030	MS_LCS2_wk 00137	
MB 680-252971/1		3010A, 6010C			50 mL	50 mL			
LCS 680-252971/2		3010A, 6010C			50 mL	50 mL	0.5 mL	0.5 mL	
680-83673-A-1	OBLM20043	3010A, 6010C	T	<2	50 mL	50 mL			
680-83673-A-2	OBLM20044	3010A, 6010C	T	<2	50 mL	50 mL			
680-83673-A-3	OBLM20045	3010A, 6010C	T	<2	50 mL	50 mL			
680-83673-A-3 MS	OBLM20045	3010A, 6010C	T	<2	50 mL	50 mL	0.5 mL	0.5 mL	
680-83673-A-3 MSD	OBLM20045	3010A, 6010C	T	<2	50 mL	50 mL	0.5 mL	0.5 mL	
680-83673-A-4	OBLM20046	3010A, 6010C	T	<2	50 mL	50 mL			
680-83673-A-5	OBLM20047	3010A, 6010C	T	<2	50 mL	50 mL			
680-83673-A-6	OBLM20048	3010A, 6010C	T	<2	50 mL	50 mL			
680-83673-A-7	OBLM20049	3010A, 6010C	T	<2	50 mL	50 mL			

Batch Notes	
Lot # of hydrochloric acid	k48a02
Lot # of Nitric Acid	k47022
Hot Block ID number	3
Oven, Bath or Block Temperature 1	96 Degrees C
Oven, Bath or Block Temperature 2	96 Degrees C
Pipette ID	23
ID number of the thermometer	meprep-3
Digestion Tube/Cup Lot #	1204125

Basis	Basis Description
T	Total/NA

ANALYSIS REQUEST AND CHAIN OF CUSTODY RECORD

TestAmerica Inc.
5102 LaRoche Avenue
Savannah, GA 31404
Ph: 912-354-7858
Fax:
Website: www.testamericainc.com

Serial or COC #: 09-10-12-1

Possible Hazards: Unknown

Sample Disposal: Lab Disposal

PROJECT & CLIENT INFORMATION

PROJECT REFERENCE/NAME Open Burning (OB) Grounds Long Term Monitoring	PROJECT NO. 748662-01000	NY
LAB PROJECT MANAGER Linda Wolfe	P.O. NUMBER 748662-01000	CONTRACT/Quote NO. 748662-01000
CLIENT (SITE) PM Brendan Baranek-Olmstead Cris Grill	CLIENT PHONE 617-285-8821 (BBO) 671-449-1583 (CG)	CLIENT FAX 617-946-9777
CLIENT NAME Parsons	CLIENT EMAIL Brendan.Baranek-Olmstead@parsons.com Cris.Grill@parsons.com	

CLIENT ADDRESS
100 High Street, Boston, MA 02110
Samplers Signature & Initials:

SAMPLED ON

DATE	TIME	SAMPLE IDENTIFICATION	LABORATORY SAMPLE ID	SAMPLE TYPE	FIELD FILTERED	MATRIX	NUMBER OF CONTAINERS SUBMITTED	REMARKS	
10/9/2012	1030	OBLM20043		G	N	GW	1	1. Run straight sample analysis (without dilution) for every sample. 2. RLs for copper and lead should be less than 25 ug/L and 20 ug/L for copper and lead, respectively.	
10/9/2012	1145	OBLM20044		G	N	GW	1		
10/8/2012	1509	OBLM20045		G	N	GW	1		
10/8/2012	1509	OBLM20045MS		G	N	GW	1		
10/8/2012	1509	OBLM20045MSD		G	N	GW	1		
10/8/2012	1519	OBLM20046		G	N	GW	1		
10/8/2012	1355	OBLM20047		G	N	GW	1		Preservative
10/8/2012	1140	OBLM20048		G	N	GW	1		
10/8/2012	1010	OBLM20049		G	N	GW	1	1 HNO ₃ 8 Ice	

RELINQUISHED BY: (SIGNATURE) <i>[Signature]</i>	DATE 10/9/12	TIME 1601	RELINQUISHED BY: (SIGNATURE)	DATE	TIME	RELINQUISHED BY: (SIGNATURE)	DATE	TIME
RECEIVED BY: (SIGNATURE)	DATE	TIME	RECEIVED BY: (SIGNATURE)	DATE	TIME	RECEIVED BY: (SIGNATURE)	DATE	TIME

LABORATORY USE ONLY

RECEIVED FOR LABORATORY BY: (SIGNATURE) <i>[Signature]</i>	DATE	TIME	CUSTODY INTACT YES NO	CUSTODY SEAL NO. 8	LABORATORY REMARKS: 680-83673 4.8°C
---	------	------	-----------------------------	-----------------------	---

Page 2 of 2

10/29/2012

APPENDIX D
DATA VALIDATION

PROJECT NAME/NO. OB Grounds LTM Round 7
SDG: 680-83673-1
FRACTION: Metals (copper and lead)
LAB: Test America - Savannah
MEDIA: Groundwater

CRITERIA	Did Analyses Meet all criteria as specified in the SOPS?	If no, specify analysis IDs which do not meet criteria	Comments/Qualifying Actions	Qualifiers Added?
Data Completeness, Holding Times & Preservation	Yes		The cooler temperature was 4.8°C upon receipt by the laboratory. All samples were received in good condition based on the laboratory login report. Sample pH was below 2. Holding time met criteria.	No
Calibration	Yes		Calibrations available, taken every ten samples, and within recovery limits (90-110%) for metals. Initial calibration R2 >0.99.	No
Blanks (method blank, prep blank)	Yes		ICB, CCBs, and preparation blank did not contain lead or copper. No rinsate blank was collected for this SDG.	No
Interference Check Sample	Yes		Met requirements (80-120%) for Copper and Lead.	No
CRQL Standard	Yes		CRQL Check Standards performed and within QC limit of 70-130%R.	No
Laboratory Control Sample	Yes		LCS results within limits (i.e., 80-120%) for copper and lead.	No
Duplicates	Yes		Laboratory duplicate analysis was conducted on sample OBLM20045. Laboratory duplicate precision results were within criteria. A field duplicate pair (OBLM20045 and OBLM20046) was collected for this SDG. Copper and lead were not detected.	No
Spike Sample Analysis	YES		Spike analysis was conducted for OBLM20045 and the spike results were within 75%-125% limits.	No
ICP Serial Dilution	YES		ICP serial dilution was conducted for OBLM20045. QC results were within criteria.	No
Detection Limits	YES		IDL's available used as reporting limits. IDLs of copper and lead are less than CRDLs. No action was taken.	No
ICP Linear Range	YES		All results within the ICP linear range.	No