00596

GROUNDWATER MONITORING
VALIDATED ANALYTICAL RESULTS FOR THE FIRST QUARTER 1997
ASH LANDFILL, SENECA ARMY DEPOT

PREPARED FOR:
U.S. Army Corps of Engineers
Hunstville, Alabama

PREPARED BY:

Parsons Engineering Science, Inc.
Boston, Massachusetts

May 1997

TABLES

Table 1

SENECA ARMY DEPOT ACTIVITY
1997 GROUNDWATER MONITORING PROGRAM
GROUNDWATER ELEVATION DATA
ASH LANDFILL

Monitoring Well	Elevation at Top of Riser (MSL)	Second Quarter 1996			Third Quarter 1996			Fourth Quarter 1996			First Quarter 1997		
		Date	Depth from Top of Riser (ft.)	Elevation of Water Level (ft.)	Date	Depth from Top of Riser (ft.)	Elevation of Water Level (ft.)	Date	Depth from Top of Riser (ft.)	Elevation of Water Level (ft.)	Date	Depth from Top of Riser (ft.)	Elevation of Water Level (ft.)
Ash Landfill													
PT-10	681.52	06/20/96	9.65	671.87	09/23/96	6.62	674.9	01/06/97	5.31	676.21	03/18/97	**5.3**	**676.22**
PT-11	658.22	06/20/96	6.54	651.68	09/23/96	6.15	652.07	01/06/97	4.19	654.03	03/18/97	**4.41**	**653.81**
PT-12	652.15	06/20/96	7.88	644.27	09/23/96	7.31	644.84	01/06/97	4.25	647.9	03/18/97	**5.85**	**646.3**
PT-15	637.76	06/20/96	7.7	630.06	09/23/96	8.04	629.72	01/06/97	5.05	632.71	03/18/97	**4.59**	**633.17**
PT-16	637.51	06/20/96	3.2	634.31	09/23/96	3.62	633.89	01/06/97	3.02	634.49	03/18/97	**2.93**	**634.58**
PT-17	640.14	06/20/96	6.36	633.78	09/23/96	4.99	635.15	01/06/97	4.7	635.44	03/18/97	**4.75**	**635.39**
PT-18	656.68	06/20/96	7.4	649.28	09/23/96	7.44	649.24	01/06/97	4.97	651.71	03/18/97	**5.55**	**651.13**
PT-19	645.26	06/20/96	6.27	638.99	09/23/96	6.34	638.92	01/06/97	3.18	642.08	03/18/97	**3.34**	**641.92**
PT-20	647.28	06/20/96	6.89	640.39	09/23/96	5.92	641.36	01/06/97	5.74	641.54	03/18/97	**5.72**	**641.56**
PT-21	647.73	06/20/96	8.47	639.26	09/23/96	7.02	640.71	01/06/97	6.09	641.64	03/18/97	**5.19**	**642.54**
PT-22	648.61	06/20/96	8.97	639.64	09/23/96	Not Measured	Not Measured	01/06/97	6.5	642.11	03/18/97	**6.63**	**641.98**
PT-23	641.58	06/20/96	6.15	635.43	09/23/96	5.11	636.47	01/06/97	3.44	638.14	03/18/97	**3.94**	**637.64**
PT-24	636.40	06/20/96	5.07	631.33	09/23/96	4.8	631.6	01/06/97	4.64	631.76	03/18/97	**4.69**	**631.71**
PT-25	637.09	06/20/96	6.54	630.55	09/23/96	6.16	630.93	01/06/97	3.96	633.13	03/18/97	**3.92**	**633.17**
PT-26	614.64	06/20/96	6.72	607.92	09/23/96	Not Measured	Not Measured	01/06/97	Not Measured	Not Measured	03/18/97	**Not Measured**	**Not Measured**
MW-27	639.32	06/20/96	6.58	632.74	09/23/96	5.54	633.78	01/06/97	5.21	634.11	03/18/97	**5.25**	**634.07**
MW-28	637.21	06/20/96	5.76	631.45	09/23/96	5.35	631.86	01/06/97	5.22	631.99	03/18/97	**5.18**	**632.03**
MW-29	637.31	06/20/96	6.96	630.35	09/23/96	6.34	630.97	01/06/97	6.14	631.17	03/18/97	**6.09**	**631.22**
MW-30	640.32	06/20/96	6.9	633.42	09/23/96	7.17	633.15	01/06/97	4.2	636.12	03/18/97	**4.33**	**635.99**
MW-31	636.70	06/20/96	5.86	630.84	09/23/96	5.26	631.44	01/06/97	2.92	633.78	03/18/97	**2.96**	**633.74**
MW-32	641.68	06/20/96	7.02	634.66	09/23/96	7.42	634.26	01/06/97	4.53	637.15	03/18/97	**4.95**	**636.73**
MW-33	639.56	06/20/96	8.05	631.51	09/23/96	7.4	632.16	01/06/97	4.29	635.27	03/18/97	**4.44**	**635.12**
MW-34	632.89	06/20/96	5.33	627.56	09/23/96	4.99	627.9	01/06/97	3.07	629.82	03/18/97	**3.22**	**629.67**
MW-35D	631.82	06/20/96	5.33	626.49	09/23/96	Not Measured	Not Measured	01/06/97	Not Measured	Not Measured	03/18/97	**Not Measured**	**Not Measured**
MW-36	631.79	06/20/96	3.00	628.79	09/23/96	3.30	628.49	01/06/97	3.30	628.49	03/18/97	**2.46**	**629.33**
MW-37	632.89	06/20/96	3.4	629.49	09/23/96	4.34	628.55	01/06/97	2.48	630.41	03/18/97	**2.59**	**630.3**
MW-38D	637.90	06/20/96	4.09	633.81	09/23/96	4.26	633.64	01/06/97	3.7	634.2	03/18/97	**3.61**	**634.29**
MW-39	659.54	06/20/96	1.82	Frozen	09/23/96	2.16	657.38	01/06/97	2.06	657.48	03/18/97	**1.78**	**657.76**
MW-40	659.30	06/20/96	6.2	653.1	09/23/96	4.78	654.52	01/06/97	3.64	655.66	03/18/97	**3.64**	**655.66**
MW-41D	694.02	06/20/96	8.16	685.86	09/23/96	7.82	686.2	01/06/97	6.1	687.92	03/18/97	**6.45**	**687.57**
MW-42D	683.04	06/20/96	5.54	677.5	09/23/96	4.79	678.25	01/06/97	4.79	678.25	03/18/97	**2.61**	**680.43**
MW-43	657.73	06/20/96	3.03	654.7	09/23/96	3.16	654.57	01/06/97	2.9	654.83	03/18/97	**3.84**	**653.89**
MW-44	653.85	06/20/96	8.05	645.8	09/23/96	9.66	644.19	01/06/97	3.74	650.11	03/18/97	**4.7**	**649.15**
MW-45	650.90	06/20/96	3.47	647.43	09/23/96	3.23	647.67	01/06/97	2.94	647.96	03/18/97	**2.83**	**648.07**
MW-46	650.41	06/20/96	5.75	644.66	09/23/96	5.94	644.47	01/06/97	3.72	646.69	03/18/97	**4.51**	**645.9**
MW-47	628.06	06/20/96	3.6	624.46	09/23/96	4.34	623.72	01/06/97	2.88	625.18	03/18/97	**2.88**	**625.18**
MW-48	648.32	06/20/96	4.77	643.55	09/23/96	3.72	644.6	01/06/97	3.26	645.06	03/18/97	**3.31**	**645.01**
MW-49D	650.50	06/20/96	5.87	644.63	09/23/96	5.9	644.6	01/06/97	3.6	646.9	03/18/97	**4.32**	**646.18**
MW-50D	649.88	06/20/96	6.2	643.68	09/23/96	5.71	644.17	01/06/97	3.6	646.28	03/18/97	**4.09**	**645.79**
MW-51D	628.24	06/20/96	3.7	624.54	09/23/96	4.42	623.82	01/06/97	2.99	625.25	03/18/97	**3**	**625.24**
MW-52D	626.35	06/20/96	3.66	622.69	09/23/96	4.03	622.32	01/06/97	2.38	623.97	03/18/97	**2.6**	**623.75**
MW-53	639.41	06/20/96	8.28	631.13	09/23/96	7.02	632.39	01/06/97	6.6	632.81	03/18/97	**6.6**	**632.81**
MW-54D	639.11	06/20/96	8.08	631.03	09/23/96	6.92	632.19	01/06/97	6.55	632.56	03/18/97	**6.56**	**632.55**
MW-55D	639.16	06/20/96	7.91	631.25	09/23/96	6.78	632.38	01/06/97	6.34	632.82	03/18/97	**6.36**	**632.8**
MW-56	630.51	06/20/96	3.01	627.5	09/23/96	3.2	627.31	01/06/97	3.09	627.42	03/18/97	**3.05**	**627.46**
MW-57D	629.82	06/20/96	2.2	627.62	09/23/96	2.29	627.53	01/06/97	1.82	628	03/18/97	**1.95**	**627.87**
MW-58D	629.69	06/20/96	2.09	627.6	09/23/96	2.06	627.63	01/06/97	1.51	628.18	03/18/97	**1.73**	**627.96**
MW-59	656.83	06/20/96	1.91	654.92	09/23/96	2.69	654.14	01/06/97	2.1	654.73	03/18/97	**2.16**	**654.67**
MW-60	660.15	06/20/96	2.58	Frozen	09/23/96	2.46	657.69	01/06/97	1.97	658.18	03/18/97	**2.14**	**658.01**

Table 2

Ash Landfill 1997 First Quarter Groundwater Monitoring
Validated Volatile Organic Analytical Results (Method 524.2)

	WELL ID	BNS	FHD	FHS	MW27	MW30	MW36	MW40
	SAMPLE ID	AL080	AL082	AL081	AL086	AL076	AL083	AL074
	MATRIX	WATER	WATER	WATER	WATER	WATER	WATER	WATER
	SAMPLE DATE	03/20/97	03/20/97	03/20/97	03/20/97	03/19/97	03/20/97	03/19/97
	SDG NO.	64304	64304	64304	64304	64304	64304	64304
COMPOUND	UNITS							
Dichlorodifluromethane	ug/L	0.5 U	0.5 U	0.5 U	0.5 U	0.5 U	0.5 U	0.5 U
Chloromethane	ug/L	0.5 U	0.5 U	0.5 U	0.5 U	0.5 U	0.5 U	0.5 U
Vinyl Chloride	ug/L	0.5 U	0.5 U	0.5 U	0.5 U	0.5 U	0.5 U	0.5 U
Bromomethane	ug/L	0.5 U	0.5 U	0.5 U	0.5 U	0.5 U	0.5 U	0.5 U
Chloroethane	ug/L	0.5 U	0.5 U	0.5 U	0.5 U	0.5 U	0.5 U	0.5 U
Trichlorofluoromethane	ug/L	0.5 U	0.5 U	0.5 U	0.5 U	0.5 U	0.5 U	0.5 U
Acetone	ug/L	5 R	5 R	5 R	5 R	5 R	5 R	5 R
1,1-Dichloroethene	ug/L	0.5 U	0.5 U	0.5 U	0.5 U	0.5 U	0.5 U	0.5 U
trans-1,2-Dichloroethene	ug/L	0.5 U	0.5 U	0.5 U	0.5 U	0.5 U	0.5 U	0.5 U
Carbon Disulfide	ug/L	0.5 U	0.5 U	0.5 U	0.5 U	0.5 U	0.5 U	0.5 U
Methylene Chloride	ug/L	0.5 U	0.5 U	0.5 U	0.5 U	0.5 U	0.5 U	0.5 U
1,1-Dichloroethane	ug/L	0.5 U	0.5 U	0.5 U	0.5 U	0.5 U	0.5 U	0.5 U
cis-1,2-Dichloroethene	ug/L	0.5 U	0.5 U	0.5 U	0.5 U	0.5 U	0.5 U	0.5 U
2-Butanone	ug/L	5 R	5 R	5 R	5 R	5 R	5 R	5 R
2,2-Dichloropropane	ug/L	0.5 U	0.5 U	0.5 U	0.5 U	0.5 U	0.5 U	0.5 U
Chloroform	ug/L	0.5 U	0.5 U	0.5 U	0.5 U	0.5 U	0.5 U	0.5 U
Bromochloromethane	ug/L	0.5 U	0.5 U	0.5 U	0.5 U	0.5 U	0.5 U	0.5 U
1,1,1-Trichloroethane	ug/L	0.5 U	0.5 U	0.5 U	0.5 U	0.5 U	0.5 U	0.5 U
1,1-Dichloropropene	ug/L	0.5 U	0.5 U	0.5 U	0.5 U	0.5 U	0.5 U	0.5 U
Carbon Tetrachloride	ug/L	0.5 U	0.5 U	0.5 U	0.5 U	0.5 U	0.5 U	0.5 U
1,2-Dichloroethane	ug/L	0.5 U	0.5 U	0.5 U	0.5 U	0.5 U	0.5 U	0.5 U
Benzene	ug/L	0.5 U	0.5 U	0.5 U	0.5 U	0.5 U	0.5 U	0.5 U
Trichloroethene	ug/L	0.5 U	0.5 U	0.5 U	0.5 U	0.5 U	0.5 U	0.5 U
1,2-Dichloroctopane	ug/L	0.5 U	0.5 U	0.5 U	0.5 U	0.5 U	0.5 U	0.5 U
Bromodichloromethane	ug/L	0.5 U	0.5 U	0.5 U	0.5 U	0.5 U	0.5 U	0.5 U
Dibromomethane	ug/L	0.5 U	0.5 U	0.5 U	0.5 U	0.5 U	0.5 U	0.5 U
4-Methyl-2-Pentanone	ug/L	5 U	5 U	5 U	5 U	5 U	5 U	5 U
cis-1,3-Dichloropropene	ug/L	0.5 U	0.5 U	0.5 U	0.5 U	0.5 U	0.5 U	0.5 U
Toluene	ug/L	0.5 U	0.5 U	0.5 U	0.5 U	0.5 U	0.5 U	0.5 U
trans-1,3-Dichloropropene	ug/L	0.5 U	0.5 U	0.5 U	0.5 U	0.5 U	0.5 U	0.5 U
1,1,2-Trichloroethene	ug/L	0.5 U	0.5 U	0.5 U	0.5 U	0.5 U	0.5 U	0.5 U
2-Hexanone	ug/L	5 U	5 U	5 U	5 U	5 U	5 U	5 U
1,3 - Dichloropropene	ug/L	0.5 U	0.5 U	0.5 U	0.5 U	0.5 U	0.5 U	0.5 U
Tetrachloroethene	ug/L	0.5 U	0.5 U	0.5 U	0.5 U	0.5 U	0.5 U	0.5 U
Dibromochloromethane	ug/L	0.5 U	0.5 U	0.5 U	0.5 U	0.5 U	0.5 U	0.5 U
1,2-Dibromoethane	ug/L	0.5 U	0.5 U	0.5 U	0.5 U	0.5 U	0.5 U	0.5 U
Chlorobenzene	ug/L	0.5 U	0.5 U	0.5 U	0.5 U	0.5 U	0.5 U	0.5 U
1,1,1,2-Tetrachloroethane	ug/L	0.5 U	0.5 U	0.5 U	0.5 U	0.5 U	0.5 U	0.5 U
Ethylbenzene	ug/L	0.5 U	0.5 U	0.5 U	0.5 U	0.5 U	0.5 U	0.5 U
Xylene (total)	ug/L	0.5 U	0.5 U	0.5 U	0.5 U	0.5 U	0.5 U	0.5 U
Styrene	ug/L	0.5 U	0.5 U	0.5 U	0.5 U	0.5 U	0.5 U	0.5 U
Bromoform	ug/L	0.5 U	0.5 U	0.5 U	0.5 U	0.5 U	0.5 U	0.5 U
Isopropylbenzene	ug/L	0.5 U	0.5 U	0.5 U	0.5 U	0.5 U	0.5 U	0.5 U
1,1,2,2-Tetrachloroethane	ug/L	0.5 U	0.5 U	0.5 U	0.5 U	0.5 U	0.5 U	0.5 U
1,2,3-Trichloropropane	ug/L	0.5 U	0.5 U	0.5 U	0.5 U	0.5 U	0.5 U	0.5 U
Bromobenzene	ug/L	0.5 U	0.5 U	0.5 U	0.5 U	0.5 U	0.5 U	0.5 U
n-Propylbenzene	ug/L	0.5 U	0.5 U	0.5 U	0.5 U	0.5 U	0.5 U	0.5 U
2-Chlorotoluene	ug/L	0.5 U	0.5 U	0.5 U	0.5 U	0.5 U	0.5 U	0.5 U
1,3,5-Trimethylbenzene	ug/L	0.5 U	0.5 U	0.5 U	0.5 U	0.5 U	0.5 U	0.5 U
4-Chlorotoluene	ug/L	0.5 U	0.5 U	0.5 U	0.5 U	0.5 U	0.5 U	0.5 U
tert-Butylbenzene	ug/L	0.5 U	0.5 U	0.5 U	0.5 U	0.5 U	0.5 U	0.5 U
1,2,4-Trimethylbenzene	ug/L	0.5 U	0.5 U	0.5 U	0.5 U	0.5 U	0.5 U	0.5 U
sec-Butylbenzene	ug/L	0.5 U	0.5 U	0.5 U	0.5 U	0.5 U	0.5 U	0.5 U
p-Isopropyltoluene	ug/L	0.5 U	0.5 U	0.5 U	0.5 U	0.5 U	0.5 U	0.5 U
1,3-Dichlorobenzene	ug/L	0.5 U	0.5 U	0.5 U	0.5 U	0.5 U	0.5 U	0.5 U
1,4-Dichlorobenzene	ug/L	0.5 U	0.5 U	0.5 U	0.5 U	0.5 U	0.5 U	0.5 U
n-Butylbenzene	ug/L	0.5 U	0.5 U	0.5 U	0.5 U	0.5 U	0.5 U	0.5 U
1,2-Dichlorobenzene	ug/L	0.5 U	0.5 U	0.5 U	0.5 U	0.5 U	0.5 U	0.5 U
1,2-Dibromo-3-Chloropropan	ug/L	0.5 U	0.5 U	0.5 U	0.5 U	0.5 U	0.5 U	0.5 U
1,2,4-Trichlorobenzene	ug/L	0.5 U	0.5 U	0.5 U	0.5 U	0.5 U	0.5 U	0.5 U
Hexachlorobutadiene	ug/L	0.5 U	0.5 U	0.5 U	0.5 U	0.5 U	0.5 U	0.5 U
Naphthalene	ug/L	0.5 U	0.5 U	0.5 U	0.5 U	0.5 U	0.5 U	0.5 U
1,2,3-Trichlorobenzene	ug/L	0.5 U	0.5 U	0.5 U	0.5 U	0.5 U	0.5 U	0.5 U

Table 2

Ash Landfill 1997 First Quarter Groundwater Monitoring
Validated Volatile Organic Analyses Results (Method 524.2)

	WELL ID	MW45	MW47	MW48	MW56	MW59	MW60	PT11	PT19
	SAMPLE ID	AL089	AL079	AL090	AL085	AL072	AL071	AL073	AL075
	MATRIX	WATER	WATER	WATER	WATER	WATER	WATER	WATER	WATER
	SAMPLE DATE	03/21/97	03/20/97	03/21/97	03/20/97	03/18/97	03/18/97	3/19/97	3/19/97
	SDG NO.	64304	64304	64304	64304	64304	64304	64304	64304
COMPOUND	UNITS								
Dichlorodifluromethane	ug/L	0.5 U	0.5 U	0.5 U	0.5 U	0.5 U	0.5 U	0.5 U	0.5
Chloromethane	ug/L	0.5 U	0.5 U	0.5 U	0.5 U	0.5 U	0.5 U	0.5 U	0.5
Vinyl Chloride	ug/L	0.5 U	0.5 U	0.5 U	0.5 U	0.5 U	0.5 U	0.5 U	0.5
Bromomethane	ug/L	0.5 U	0.5 U	0.5 U	0.5 U	0.5 U	0.5 U	0.5 U	0.5
Chloroethane	ug/L	0.5 U	0.5 U	0.5 U	0.5 U	0.5 U	0.5 U	0.5 U	0.5
Trichlorofluoromethane	ug/L	0.5 U	0.5 U	0.5 U	0.5 U	0.5 U	0.5 U	0.5 U	0.5
Acetone	ug/L	5 R	5 R	5 R	5 R	5 R	0.5 R	5 R	5
1,1-Dichloroethene	ug/L	0.5 U	0.5 U	0.5 U	0.5 U	0.5 U	0.5 U	0.5 U	0.5
trans-1,2-Dichloroethene	ug/L	0.5 U	0.5 U	0.5 U	0.5 U	0.5 U	0.5 U	0.5 U	0.5
Carbon Disulfide	ug/L	0.5 U	0.5 U	0.5 U	0.5 U	0.5 U	0.5 U	0.5 U	0.5
Methylene Chloride	ug/L	0.5 U	0.5 U	0.5 U	0.5 U	0.5 U	0.5 U	0.5 U	0.5
1,1-Dichloroethane	ug/L	0.5 U	0.5 U	0.5 U	0.5 U	0.5 U	0.5 U	0.5 U	0.5
cis-1,2-Dichloroethene	ug/L	0.5 U	0.5 U	0.86	0.5 U	0.5 U	0.5 U	0.5 U	0.5
2-Butanone	ug/L	5 R	5 R	5 R	5 R	5 R	5 R	5 R	5
2,2-Dichloropropane	ug/L	0.5 U	0.5 U	0.5 U	0.5 U	0.5 U	0.5 U	0.5 U	0.5
Chloroform	ug/L	0.5 U	0.5 U	0.5 U	0.5 U	0.5 U	0.5 U	0.5 U	0.5
Bromochloromethane	ug/L	0.5 U	0.5 U	0.5 U	0.5 U	0.5 U	0.5 U	0.5 U	0.5
1,1,1-Trichloroethane	ug/L	0.5 U	0.5 U	0.5 U	0.5 U	0.5 U	0.5 U	0.5 U	0.5
1,1-Dichloropropene	ug/L	0.5 U	0.5 U	0.5 U	0.5 U	0.5 U	0.5 U	0.5 U	0.5
Carbon Tetrachloride	ug/L	0.5 U	0.5 U	0.5 U	0.5 U	0.5 U	0.5 U	0.5 U	0.5
1,2-Dichloroethane	ug/L	0.5 U	0.5 U	0.5 U	0.5 U	0.5 U	0.5 U	0.5 U	0.5
Benzene	ug/L	0.5 U	0.5 U	0.5 U	0.5 U	0.5 U	0.5 U	0.5 U	0.5
Trichloroethene	ug/L	0.5 U	0.5 U	0.5 U	0.5 U	0.5 U	0.5 U	0.5 U	0.5
1,2-Dichloroctopane	ug/L	0.5 U	0.5 U	0.5 U	0.5 U	0.5 U	0.5 U	0.5 U	0.5
Bromodichloromethane	ug/L	0.5 U	0.5 U	0.5 U	0.5 U	0.5 U	0.5 U	0.5 U	0.5
Dibromomethane	ug/L	0.5 U	0.5 U	0.5 U	0.5 U	0.5 U	0.5 U	0.5 U	0.5
4-Methyl-2-Pentanone	ug/L	5 U	5 U	5 U	5 U	5 U	0.5 U	5 U	5
cis-1,3-Dichloropropene	ug/L	0.5 U	0.5 U	0.5 U	0.5 U	0.5 U	0.5 U	0.5 U	0.5
Toluene	ug/L	0.5 U	0.5 U	0.5 U	0.5 U	0.5 U	0.9 R	0.5 U	0.5
trans-1,3-Dichloropropene	ug/L	0.5 U	0.5 U	0.5 U	0.5 U	0.5 U	0.5 U	0.5 U	0.5
1,1,2-Trichloroethene	ug/L	0.5 U	0.5 U	0.5 U	0.5 U	0.5 U	0.5 U	0.5 U	0.5
2-Hexanone	ug/L	5 U	5 U	5 U	5 U	5 U	0.5 U	5 U	5
1,3 - Dichloropropene	ug/L	0.5 U	0.5 U	0.5 U	0.5 U	0.5 U	0.5 U	0.5 U	0.5
Tetrachloroethene	ug/L	0.5 U	0.5 U	0.5 U	0.5 U	0.5 U	0.5 U	0.5 U	0.5
Dibromochloromethane	ug/L	0.5 U	0.5 U	0.5 U	0.5 U	0.5 U	0.5 U	0.5 U	0.5
1,2-Dibromoethane	ug/L	0.5 U	0.5 U	0.5 U	0.5 U	0.5 U	0.5 U	0.5 U	0.5
Chlorobenzene	ug/L	0.5 U	0.5 U	0.5 U	0.5 U	0.5 U	0.5 U	0.5 U	0.5
1,1,1,2-Tetrachloroethane	ug/L	0.5 U	0.5 U	0.5 U	0.5 U	0.5 U	0.5 U	0.5 U	0.5
Ethylbenzene	ug/L	0.5 U	0.5 U	0.5 U	0.5 U	0.5 U	0.5 U	0.5 U	0.5
Xylene (total)	ug/L	0.5 U	0.5 U	0.5 U	0.5 U	0.5 U	0.5 UJ	0.5 U	0.5
Styrene	ug/L	0.5 U	0.5 U	0.5 U	0.5 U	0.5 U	0.5 U	0.5 U	0.5
Bromoform	ug/L	0.5 U	0.5 U	0.5 U	0.5 U	0.5 U	0.5 U	0.5 U	0.5
Isopropylbenzene	ug/L	0.5 U	0.5 U	0.5 U	0.5 U	0.5 U	0.5 U	0.5 U	0.5
1,1,2,2-Tetrachloroethane	ug/L	0.5 U	0.5 U	0.5 U	0.5 U	0.5 U	0.5 U	0.5 U	0.5
1,2,3-Trichloropropane	ug/L	0.5 U	0.5 U	0.5 U	0.5 U	0.5 U	0.5 U	0.5 U	0.5
Bromobenzene	ug/L	0.5 U	0.5 U	0.5 U	0.5 U	0.5 U	0.5 U	0.5 U	0.5
n-Propylbenzene	ug/L	0.5 U	0.5 U	0.5 U	0.5 U	0.5 U	0.5 U	0.5 U	0.5
2-Chlorotoluene	ug/L	0.5 U	0.5 U	0.5 U	0.5 U	0.5 U	0.5 U	0.5 U	0.5
1,3,5-Trimethylbenzene	ug/L	0.5 U	0.5 U	0.5 U	0.5 U	0.5 U	0.5 U	0.5 U	0.5
4-Chlorotoluene	ug/L	0.5 U	0.5 U	0.5 U	0.5 U	0.5 U	0.5 U	0.5 U	0.5
tert-Butylbenzene	ug/L	0.5 U	0.5 U	0.5 U	0.5 U	0.5 U	0.5 U	0.5 U	0.5
1,2,4-Trimethylbenzene	ug/L	0.5 U	0.5 U	0.5 U	0.5 U	0.5 U	0.5 U	0.5 U	0.5
sec-Butylbenzene	ug/L	0.5 U	0.5 U	0.5 U	0.5 U	0.5 U	0.5 U	0.5 U	0.5
p-Isopropyltoluene	ug/L	0.5 U	0.5 U	0.5 U	0.5 U	0.5 U	0.5 U	0.5 U	0.5
1,3-Dichlorobenzene	ug/L	0.5 U	0.5 U	0.5 U	0.5 U	0.5 U	0.5 U	0.5 U	0.5
1,4-Dichlorobenzene	ug/L	0.5 U	0.5 U	0.5 U	0.5 U	0.5 U	0.5 U	0.5 U	0.5
n-Butylbenzene	ug/L	0.5 U	0.5 U	0.5 U	0.5 U	0.5 U	0.5 U	0.5 U	0.5
1,2-Dichlorobenzene	ug/L	0.5 U	0.5 U	0.5 U	0.5 U	0.5 U	0.5 U	0.5 U	0.5
1,2-Dibromo-3-Chloropropan	ug/L	0.5 U	0.5 U	0.5 U	0.5 U	0.5 U	0.5 U	0.5 U	0.5
1,2,4-Trichlorobenzene	ug/L	0.5 U	0.5 U	0.5 U	0.5 U	0.5 U	0.5 U	0.5 U	0.5
Hexachlorobutadiene	ug/L	0.5 U	0.5 U	0.5 U	0.5 U	0.5 U	0.5 U	0.5 U	0.5
Naphthalene	ug/L	0.5 U	0.5 U	0.5 U	0.5 U	0.5 U	0.5 U	0.5 U	0.5
1,2,3-Trichlorobenzene	ug/L	0.5 U	0.5 U	0.5 U	0.5 U	0.5 U	0.5 U	0.5 U	0.5

Table 2

Ash Landfill 1997 First Quarter Groundwater Monitoring
Validated Volatile Organic Analyses Results (Method 524.2)

WELL ID		Trip Blank	Trip Blank
SAMPLE ID		AL070	AL077
MATRIX		WATER	WATER
SAMPLE DATE		03/18/97	03/10/97
SDG NO.		64304	64304
COMPOUND	**UNITS**		
Dichlorodiflurormethane	ug/L	U 0.5 U	0.5 U
Chloromethane	ug/L	U 0.5 U	0.5 U
Vinyl Chloride	ug/L	U 0.5 U	0.5 U
Bromomethane	ug/L	U 0.5 U	0.5 U
Chloroethane	ug/L	U 0.5 U	0.5 U
Trichlorofluoromethane	ug/L	U 0.5 U	0.5 U
Acetone	ug/L	R 5 R	5 R
1,1-Dichloroethene	ug/L	U 0.5 U	0.5 U
trans-1,2-Dichloroethene	ug/L	U 0.5 U	0.5 U
Carbon Disulfide	ug/L	U 0.5 U	0.5 U
Methylene Chloride	ug/L	U 0.5 U	0.5 U
1,1-Dichloroethane	ug/L	U 0.5 U	0.5 U
cis-1,2-Dichloroethene	ug/L	U 0.5 U	0.5 U
2-Butanone	ug/L	R 5 R	5 R
2,2-Dichloropropane	ug/L	U 0.5 U	0.5 U
Chloroform	ug/L	U 0.5 U	0.5 U
Bromochloromethane	ug/L	U 0.5 U	0.5 U
1,1,1-Trichloroethane	ug/L	U 0.5 U	0.5 U
1,1-Dichloropropene	ug/L	U 0.5 U	0.5 U
Carbon Tetrachloride	ug/L	U 0.5 U	0.5 U
1,2-Dichloroethane	ug/L	U 0.5 U	0.5 U
Benzene	ug/L	U 0.5 U	0.5 U
Trichloroethene	ug/L	U 0.5 U	0.5 U
1,2-Dichloroctopane	ug/L	U 0.5 U	0.5 U
Bromodichloromethane	ug/L	U 0.5 U	0.5 U
Dibromomethane	ug/L	U 0.5 U	0.5 U
4-Methyl-2-Pentanone	ug/L	U 5 U	5 U
cis-1,3-Dichloropropene	ug/L	U 0.5 U	0.5 U
Toluene	ug/L	U 0.5 U	0.5 U
trans-1,3-Dichloropropene	ug/L	U 0.5 U	0.5 U
1,1,2-Trichloroethene	ug/L	U 0.5 U	0.5 U
2-Hexanone	ug/L	U 5 U	5 U
1,3 - Dichloropropene	ug/L	U 0.5 U	0.5 U
Tetrachloroethene	ug/L	U 0.5 U	0.5 U
Dibromochloromethane	ug/L	U 0.5 U	0.5 U
1,2-Dibromoethane	ug/L	U 0.5 U	0.5 U
Chlorobenzene	ug/L	U 0.5 U	0.5 U
1,1,1,2-Tetrachloroethane	ug/L	U 0.5 U	0.5 U
Ethylbenzene	ug/L	U 0.5 U	0.5 U
Xylene (total)	ug/L	U 0.5 U	0.5 U
Styrene	ug/L	U 0.5 U	0.5 U
Bromoform	ug/L	U 0.5 U	0.5 U
Isopropylbenzene	ug/L	U 0.5 U	0.5 U
1,1,2,2-Tetrachloroethane	ug/L	U 0.5 U	0.5 U
1,2,3-Trichloropropane	ug/L	U 0.5 U	0.5 U
Bromobenzene	ug/L	U 0.5 U	0.5 U
n-Propylbenzene	ug/L	U 0.5 U	0.5 U
2-Chlorotoluene	ug/L	U 0.5 U	0.5 U
1,3,5-Trimethylbenzene	ug/L	U 0.5 U	0.5 U
4-Chlorotoluene	ug/L	U 0.5 U	0.5 U
tert-Butylbenzene	ug/L	U 0.5 U	0.5 U
1,2,4-Trimethylbenzene	ug/L	U 0.5 U	0.5 U
sec-Butylbenzene	ug/L	U 0.5 U	0.5 U
p-Isopropyltoluene	ug/L	U 0.5 U	0.5 U
1,3-Dichlorobenzene	ug/L	U 0.5 U	0.5 U
1,4-Dichlorobenzene	ug/L	U 0.5 U	0.5 U
n-Butylbenzene	ug/L	U 0.5 U	0.5 U
1,2-Dichlorobenzene	ug/L	U 0.5 U	0.5 U
1,2-Dibromo-3-Chloropropan	ug/L	U 0.5 U	0.5 U
1,2,4-Trichlorobenzene	ug/L	U 0.5 U	0.5 U
Hexachlorobutadiene	ug/L	U 0.5 U	0.5 U
Naphthalene	ug/L	U 0.5 U	0.5 U
1,2,3-Trichlorobenzene	ug/L	U 0.5 U	0.5 U

Data Qualifiers:

U Compound Not Detected At Instrument Detection Limit

J Concentration Estimated

R Data Rejected Because of QA/QC exceedences or Sample Contamination

Table 3

Ash Landfill 1997 First Quarter Groundwater Monitoring
Validated TCL Volatile Organic Analyses Results

	WELL ID	**MW-29**	**MW-44**	**MW-46**	**PT-12**	**PT-18**	**PT-21**	**PT-24**	**PT-24**	**Trip Blank**	**Rinsate**
	SAMPLE ID	AL093	AL098	AL091	AL096	AL097	AL092	AL094	AL095	AL087	AL088
	MATRIX	WATER	WATER	WATER	WATER	WATER	WATER	WATER	WATER	WATER	WATER
	SAMPLE DATE	03/22/97	03/23/97	03/21/97	03/22/97	03/23/97	03/22/97	03/22/97	03/22/97		
	LAB ID	327860	327853	328212	327866	327851	327858	327862	327864	327857	327856
	SDG NUMBER	64349	64349	64349	64349	64349	64349	64349	64349	64349	64349
COMPOUND	**UNITS**								**Duplicate**		
Chloromethane	ug/L	10 U	62 U	10 U	83 U	83 U	10 U	10 U	10 U	10 U	10 U
Bromomethane	ug/L	10 U	62 U	10 U	83 U	83 U	10 U	10 U	10 U	10 U	10 U
Vinyl Chloride	ug/L	10 U	***180***	10 U	***32*** J	83 U	10 U	10 U	10 U	10 U	10 U
Chloroethane	ug/L	10 U	62 U	10 U	83 U	83 U	10 U	10 U	10 U	10 U	10 U
Methylene Chloride	ug/L	10 U	62 U	10 U	83 U	83 U	10 U	10 U	10 U	10 U	10 U
Acetone	ug/L	10 UJ	62 UJ	10 U	83 UJ	83 UJ	10 U	10 UJ	10 UJ	10 U	10 U
Carbon Disulfide	ug/L	10 U	62 U	10 U	83 U	83 U	10 U	10 U	10 U	10 U	10 U
1,1-Dichloroethene	ug/L	10 U	62 U	10 U	83 U	83 U	10 U	10 U	10 U	10 U	10 U
1,1-Dichloroethane	ug/L	10 U	62 U	10 U	83 U	83 U	10 U	10 U	10 U	10 U	10 U
1,2-Dichloroethene (total)	ug/L	***120***	***680***	***65***	***1500***	***22*** J	***9.6*** J	***110***	***100***	10 U	10 U
Chloroform	ug/L	10 U	62 U	10 U	83 U	83 U	10 U	10 U	10 U	10 U	10 U
1,2-Dichloroethane	ug/L	10 U	62 U	10 U	83 U	83 U	10 U	10 U	10 U	10 U	10 U
2-Butanone	ug/L	10 U	62 U	10 U	83 U	83 U	10 U	10 U	10 U	10 U	10 U
1,1,1-Trichloroethane	ug/L	***1.4*** J	62 U	10 U	83 U	83 U	10 U	10 U	10 U	10 U	10 U
Carbon Tetrachloride	ug/L	10 U	62 U	10 U	83 U	83 U	10 U	10 U	10 U	10 U	10 U
Bromodichloromethane	ug/L	10 U	62 U	10 U	83 U	83 U	10 U	10 U	10 U	10 U	10 U
1,2-Dichloropropane	ug/L	10 U	62 U	10 U	83 U	83 U	10 U	10 U	10 U	10 U	10 U
cis-1,3-Dichloropropene	ug/L	10 U	62 U	10 U	83 U	83 U	10 U	10 U	10 U	10 U	10 U
Trichloroethene	ug/L	***4.1*** J	***20*** J	***22***	***1000***	***840***	***2.6*** J	***5.4*** J	***5.4*** J	10 U	10 U
Dibromochloromethane	ug/L	10 U	62 U	10 U	83 U	83 U	10 U	10 U	10 U	10 U	10 U
1,1,2-Trichloroethane	ug/L	10 U	62 U	10 U	83 U	83 U	10 U	10 U	10 U	10 U	10 U
Benzene	ug/L	10 U	62 U	10 U	83 U	83 U	10 U	10 U	10 U	10 U	10 U
trans-1,3-Dichloropropene	ug/L	10 U	62 U	10 U	83 U	83 U	10 U	10 U	10 U	10 U	10 U
Bromoform	ug/L	10 U	62 U	10 U	83 U	83 U	10 U	10 U	10 U	10 U	10 U
4-Methyl-2-Pentanone	ug/L	10 U	62 U	10 U	83 U	83 U	10 U	10 U	10 U	10 U	10 U
2-Hexanone	ug/L	10 U	62 U	10 U	83 U	83 U	10 U	10 U	10 U	10 U	10 U
Tetrachloroethene	ug/L	10 U	62 U	10 U	83 U	83 U	10 U	10 U	10 U	10 U	10 U
1,1,2,2-Tetrachloroethane	ug/L	10 U	62 U	10 U	83 U	83 U	10 U	10 U	10 U	10 U	10 U
Toluene	ug/L	10 U	62 U	10 U	83 U	83 U	10 U	10 U	10 U	10 U	10 U
Chlorobenzene	ug/L	10 U	62 U	10 U	83 U	83 U	10 U	10 U	10 U	10 U	10 U
Ethylbenzene	ug/L	10 U	62 U	10 U	83 U	83 U	10 U	10 U	10 U	10 U	10 U
Styrene	ug/L	10 U	62 U	10 U	83 U	83 U	10 U	10 U	10 U	10 U	10 U
Xylene (total)	ug/L	10 U	62 U	10 U	83 U	83 U	10 U	10 U	10 U	10 U	10 U

U - Compound not detected at instrument detection limit
J - Concentration estimated
UJ - estimated detection limit

Table 4

Ash Landfill 1997 First Quarter Groundwater Monitoring
Validated Metals Analytical Results

WELL ID		MW-29	MW-44	MW-45	PT-18	PT-18
ES ID		AL093	AL098	AL089	AL097	AL099
MATRIX		WATER	WATER	WATER	WATER	WATER
SAMPLE DATE		03/22/97	03/23/97	03/21/97	03/23/97	03/23/97
LAB ID		327860	327853	327740	327851	327855
SDG NO.		64349	64349	64304	64349	64349
						Duplicate
COMPOUND	**UNITS**					
Aluminimum	ug/l	NR	NR	NR	NR	NR
Antimony	ug/l	NR	NR	NR	NR	NR
Arsenic	ug/l	NR	NR	NR	NR	NR
Barium	ug/l	NR	NR	NR	NR	NR
Beryllium	ug/l	NR	NR	NR	NR	NR
Cadmium	ug/l	.4 U	0.4 U	0.4 U	0.4 U	0.4 U
Calcium	ug/l	NR	NR	NR	NR	NR
Chromium	ug/l	0.8 U	0.8 U	0.8 U	0.8 U	0.8 U
Cobalt	ug/l	NR	NR	NR	NR	NR
Copper	ug/l	NR	NR	NR	NR	NR
Iron	ug/l	NR	NR	NR	NR	NR
Lead	ug/l	16.7	3 U	3 U	3 U	3 U
Magnesium	ug/l	NR	NR	NR	NR	NR
Manganese	ug/l	8.9	705	19.6	112	97.4
Mercury	ug/l	NR	NR	NR	NR	NR
Nickel	ug/l	2.3 U	2.3 U	2.3 U	4.2	4.5
Potassium	ug/l	NR	NR	NR	NR	NR
Selenium	ug/l	NR	NR	NR	NR	NR
Silver	ug/l	NR	NR	NR	NR	NR
Sodium	ug/l	NR	NR	NR	NR	NR
Thallium	ug/l	NR	NR	NR	NR	NR
Vanadium	ug/l	NR	NR	NR	NR	NR
Zinc	ug/l	NR	NR	NR	NR	NR
Cyanide	ug/l	NR	NR	NR	NR	NR

NR - Not Requested
U - Not Detected at Instrument Detection Limit
J - Estimated Value

Table 5

Ash Landfill 1997 First Quarter Groundwater Monitoring
Indicator Parameters

Well ID	Ethene (mg/l)	Ethane (mg/l)	Methane (mg/l)	Chloride (mg/l)	Spec. Cond. (umhos/cm)	Fe+2 (mg/l)	DOC (mg/l)
MW-27	<0.0013	<0.0021	<0.0012	23.5	657	0.41	1.9
MW-29	<0.0013	<0.0021	<0.0012	41.1	934	0.02	1.6
MW-30	<0.0013	<0.0021	<0.0012	26.4	599	0	1.8
MW-36	<0.0013	<0.0021	<0.0012	29.9	735	0.03	1.7
MW-40	<0.0013	<0.0021	<0.0012	7.6	525	0.01	1.1
MW-44	0.0019	<0.0021	0.018	328	2080	0.14	6.6
MW-45	<0.0013	<0.0021	<0.0012	12.6	592	0.02	1.7
MW-46	<0.0013	<0.0021	0.009	21.3	758	0.04	1.9
MW-47	<0.0013	<0.0021	<0.0012	17.4	604	0.07	1.7
MW-48	<0.0013	<0.0021	<0.0012	12.6	528	0.01	2.1
MW-56	<0.0013	<0.0021	<0.0012	19.1	654	0.04	1.6
MW-59	<0.0013	<0.0021	0.014	30.3	1257	0.01	5.1
MW-60	<0.0013	<0.0021	0.0012	23.3	602	0.02	2.5
PT-11	<0.0013	<0.0021	<0.0012	22.5	898	0.01	2.8
PT-12	<0.0013	<0.0021	0.0051	134	1670	0.07	2.2
PT-18	<0.0013	<0.0021	0.02	22.6	1081	0.01	4.5
PT-19	<0.0013	<0.0021	0.0025	33.1	665	0.38	2.0
PT-21	<0.0013	<0.0021	0.011	138	1151	0.1	1.9
PT-24	<0.0013	<0.0021	<0.0012	33.3	840	0.07	1.5
PT-24 (DU	<0.0013	<0.0021	<0.0012	30.9	na	na	1.6

na - not analyzed

Table 5

Ash Landfill 1997 First Quarter Groundwater Monitoring
Indicator Parameters

Well ID	Sulfate (mg/l)	Nitrate/Nitrite-N (mg/l)	Redox. Pot. (mV)	pH	DO (mg/l)	Tot. Alkalinity (mg/l CaCO3
MW-27	48.6	0.03	323	6.98	7.69	288
MW-29	151	1.4	337	6.64	1.79	336
MW-30	42.2	0.12	305	6.97	8.35	264
MW-36	70.3	0.87	296	6.85	0.3	308
MW-40	57.2	0.05	304	7.16	0.91	236
MW-44	546	0.02	271	6.93	1.15	228
MW-45	28.9	0.01	265	6.8	0.15	294
MW-46	79.1	0.01	254	6.69	0.13	336
MW-47	48.7	0.88	295	6.75	0.76	264
MW-48	32.9	0.06	299	6.88	0.68	254
MW-56	73.4	0.45	302	6.72	0.26	272
MW-59	154	0.27	211	6.47	0.1	585
MW-60	29.7	0.02	253	6.71	0.21	278
PT-11	138	0.05	318	7.06	8.13	350
PT-12	430	0.1	409	6.68	1.89	370
PT-18	154	0.07	353	6.42	2.24	504
PT-19	37.4	0.06	145	6.69	0.16	280
PT-21	151	0.44	212	6.91	0.44	272
PT-24	126	0.91	331	6.68	2.18	326
PT-24 (DU	116	0.94	na	na	na	324

FIGURES

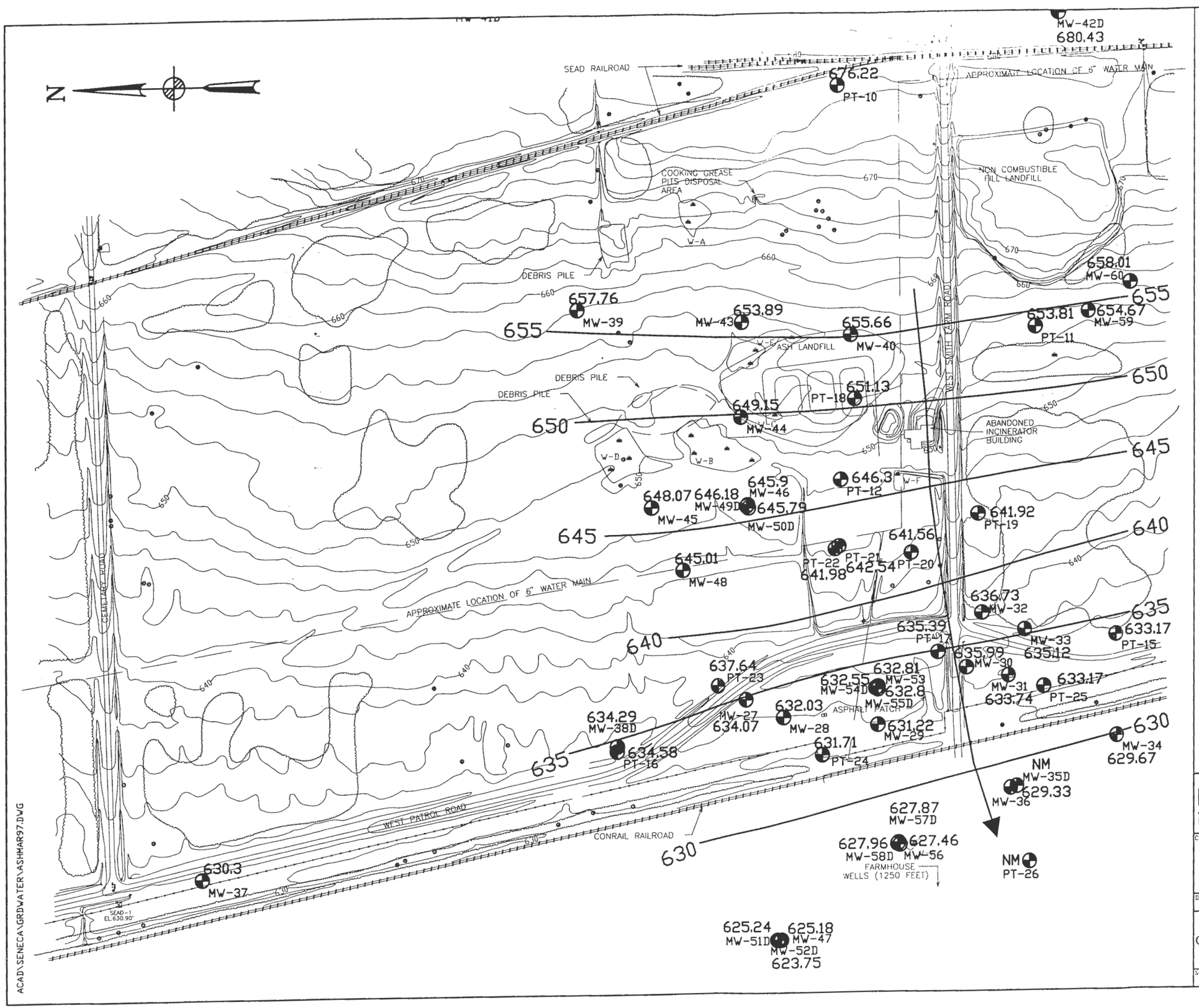

LEGEND:

- BURNING PAD DESIGNATION
- PAD OR GRID BORING
- GROUND CONTOUR AND ELEVATION
- W-1 WETLAND & DESIGNATION
- UTILITY POLE
- TREE
- BRUSH
- MW-34 628.2 MONITORING WELL & DESIGNATION AND MSL ELEVATION DATUM
- 645 GROUNDWATER CONTOUR LINE (DASHED WHERE INFERRED) MSL DATUM
- ARROW INDICATES PREDOMINANT GROUNDWATER FLOW DIRECTION

125 0 125 250

1' = 250'

PARSONS

PARSONS ENGINEERING SCIENCE, INC.

CLIENT/PROJECT TITLE

SENECA ARMY DEPOT ACTIVITY
ASH LANDFILL
GROUNDWATER MONITORING PROGRAM

DEPT.	Dwg. No.
ENVIRONMENTAL ENGINEERING	730769-01002

FIGURE 1
GROUNDWATER ELEVATION CONTOUR PLAN
MARCH 18, 1997

SCALE	DATE	REV
1" = 250'	MAY 1997	A

APPENDIX A

FIELD DATA

Ash Landfill First Quarter 1997 Groundwater Monitoring Program

1. Groundwater Sampling Field Notes

2. Chain-of-Custody Forms

1. Groundwater Sampling Field Data

SAMPLING RECORD - GROUNDWATER

PARSONS ENGINEERING - SCIENCE, INC.	CLIENT: USACOE	WELL #:

PROJECT:	1ST QUARTERLY MONITORING - 1997	DATE:	
SWMU # (AREA)	ASH LANDFILL	INSPECTORS:	KKS
SOP NO.:	17	PUMP #:	

WEATHER / FIELD CONDITIONS CHECKLIST (RECORD MAJOR CHANGES) — MONITORING

DATE	TIME (24 HR)	TEMP (APPRX)	WEATHER (APPRX)	REL. HUMIDITY (GEN)	WIND DIRECTION (0 - 360)	GROUND / SITE SURFACE CONDITIONS	INSTRUMENT OVM-580	READING (UNITS) PPM

WELL DIAMETER FACTORS

DIAMETER (INCHES):	1	1.5	2	3	4	5	6	7	8	9	10
GALLONS / FOOT:	0.041	0.092	0.163	0.367	0.654	1.02	1.47	2.00	2.61	3.30	5.87

STANDING WATER VOLUME = WELL DIAMETER FACTOR * WATER COLUMN

HISTORIC DATA	DEPTH FOW (TOC)	DEPTH TOP OF SCREEN	WELL DEV. TURBIDITY	WELL DEV. pH	WELL DEV. SPEC. COND
			N/A	N/A	N/A

DATA COLLECTED AT WELL SITE	PID READING (OPENING WELL)	STATIC WATER LEVEL	CALCULATED STANDING WATER VOL. (GAL)	DEPTH TO PUMP INTAKE (DEPTH TOS + 2 ft)	PUMPING START TIME

RADIATION SCREENING DATA	PUMP PRIOR TO SAMPLING (cps)	N/A	PUMP AFTER SAMPLING (cps)	N/A

FINAL MONITORING DATA COLLECTED DURING PURGING OPERATIONS

Well #	Stabilized Water Level	PUMPING RATE (L/min)	Fe^{+2} (mg/L)	TEMPERATURE (C)	SPEC. COND (umhos)	pH	Eh (mv)	DISSOLVED OXYGEN mg/L	TURBIDITY (NTU)
PT-11	N	.04 - .08	0.01	4.77	898	7.06	318	8.13	22.6
PT-12A	TOS	.100	0.07	4.39	1670	6.68	409	1.89	7.0
PT-18	TOS	.225	0.01	4.32	1081	6.42	353	2.24	7.7
PT-19	Y	.280	0.38	4.65	665	6.69	145	0.16	2.8
PT-21A	TOS	.120	0.10	7.36	1151	6.91	212	0.44	6.8
PT-24	Y	.400	0.07	4.56	840	6.68	331	2.18	5.8
MW-27	N	~.080	0.41	3.87	657	6.98	323	7.69	39.0
MW-29	Y	.210	0.02	4.11	934	6.64	337	1.79	11.5
MW-30	Y	.400	0.00	2.72	599	6.97	305	8.35	5.3
MW-36	Y	.360	0.03	5.60	735	6.85	296	0.30	4.7
MW-40	Y	.150	0.01	5.06	525	7.16	304	0.91	3.4
MW-44A	TOS	.100	0.14	2.95	2080	6.93	271	1.15	9.1
MW-45	Y	.240	0.02	3.24	592	6.80	265	0.15	2.8
MW-46	Y	.390	0.04	4.22	758	6.69	254	0.13	4.2
MW-47	Y	.280	0.07	3.30	604	6.75	295	0.76	16.8
MW-48	Y	.310	0.01	3.46	528	6.88	299	0.68	4.3
MW-56	Y	.190	0.04	2.53	654	6.72	302	0.26	13.1
MW-59	Y	.300	0.01	3.88	1257	6.47	211	0.10	2.0
MW-60	Y	.135	0.02	3.68	602	6.71	253	0.21	3.0

TOS = Top of Screen

SAMPLING RECORD - GROUNDWATER

PARSONS ENGINEERING - SCIENCE, INC.	CLIENT: USACOE	WELL #: PT-11

PROJECT:	1ST QUARTERLY MONITORING - 1997	DATE:	3/18/97
SWMU # (AREA)	ASH LANDFILL	INSPECTORS:	KKS
SOP NO.:	17	PUMP #:	

WEATHER / FIELD CONDITIONS CHECKLIST (RECORD MAJOR CHANGES)

DATE	TIME (24 HR)	TEMP (APPRX)	WEATHER (APPRX)	REL. HUMIDITY (GEN)	WIND DIRECTION (0 - 360)	GROUND / SITE SURFACE CONDITIONS	MONITORING INSTRUMENT OVM-580	MONITORING READING (UNITS) PPM

WELL DIAMETER FACTORS

DIAMETER (INCHES):	1	1.5	2	3	4	5	6	7	8	9	10
GALLONS / FOOT:	0.041	0.092	0.163	0.367	0.654	1.02	1.47	2.00	2.61	3.30	5.87

STANDING WATER VOLUME = WELL DIAMETER FACTOR * WATER COLUMN

HISTORIC DATA	DEPTH POW (TOC)	DEPTH TOP OF SCREEN	WELL DEV. TURBIDITY	WELL DEV. pH	WELL DEV. SPEC. COND
	19.51'	9.0' ~~19.0~~ KKS	N/A	N/A	N/A

DATA COLLECTED AT WELL SITE	PID READING (OPENING WELL)	STATIC WATER LEVEL	CALCULATED STANDING WATER VOL. (GAL)	DEPTH TO PUMP INTAKE (DEPTH TOS + 2 ft)	PUMPING START TIME
	N/A	4.37'	2.42	17.5'	1654

RADIATION SCREENING DATA	PUMP PRIOR TO SAMPLING (cps)	N/A	PUMP AFTER SAMPLING (cps)	N/A

FINAL MONITORING DATA COLLECTED DURING PURGING OPERATIONS

DATE	TIME (min)	PUMPING RATE (L/min)	CUMULATIVE VOL (GALLONS)	TEMPERATURE (C)	SPEC. COND (umhos)	pH	Eh	DISSOLVED OXYGEN	TURBIDITY (NTU)
3-19-97	0927	.040-.080	3.50	4.77	898	7.06	318	8.13	22.6

SAMPLING RECORD - GROUNDWATER

3/19/97

PARSONS ENGINEERING - SCIENCE, INC. | CLIENT: USACOE | WELL #: PT-11

	SAMPLING ORDER	METHOD	PRESERV.	BOTTLES COUNT/ VOLUME	BOTTLES TYPE	SAMPLE NO.	TIME	CHECKED BY/ DATE
1	VOA	524.2	HCL	3/40ml	VOA	AL073	0940	
1A	~~VOA~~	~~CLP~~	~~HCL~~	~~3/40ml~~	~~VOA~~			
2	M/E/E	RSK175	HCL	3/40ml	VOA			
3	DOC Filtered	9060	H2S04	2/40ml	VOA			
4	NITRATE/ NITRITE	353.2	H2SO4	1/500ml	P			
~~5~~	~~METALS (5)~~	~~LIM02~~	~~HNO3~~	~~1/ 1 L~~	~~P~~			
6	ALK/CHLOR/SULF	310/300/300	NONE	1/ 1 L	P			
7	Fe+2 (field)	8146		Fe^{+2} = 0.01mg/l				
8								
9								
10								
11								
12								
13								
14								
15								

QA/QC

BOTTLE COUNTS ARE TRIPLED IF MS/ MSD SAMPLES ARE COLLECTED

QA/QC DUPLICATE SAMPLE COLLECTED? YES NO

Duplicate Sample Name: _____

MRD Sample Name: _____

QA/QC rinsate sample name: _____

MATRIX SPIKE sample collected? YES NO

INVESTIGATION DERIVED WASTE (IDW):

DATE:				
VOLUME:				
DRUM #, LOCATION:				

COMMENTS: Purge Water on ground
Trip Blank #AL070

SAMPLING RECORD - GROUNDWATER

PARSONS ENGINEERING - SCIENCE, INC.	CLIENT: USACOE	WELL #: PT-12A
PROJECT: 1ST QUARTERLY MONITORING - 1997		DATE: 3/22/97
SWMU # (AREA) ASH LANDFILL		INSPECTORS: KKS
SOP NO.: 17		PUMP #:

WEATHER / FIELD CONDITIONS CHECKLIST (RECORD MAJOR CHANGES) — **MONITORING**

DATE	TIME (24 HR)	TEMP (APPRX)	WEATHER (APPRX)	REL. HUMIDITY (GEN)	WIND DIRECTION (0 - 360)	GROUND / SITE SURFACE CONDITIONS	INSTRUMENT OVM-580	READING (UNITS) PPM
3/22/97	1600	28° F	Snow			wet		
			Showers					

WELL DIAMETER FACTORS

DIAMETER (INCHES):	1	1.5	2	3	4	5	6	7	8	9	10
GALLONS / FOOT:	0.041	0.092	0.163	0.367	0.654	1.02	1.47	2.00	2.61	3.30	5.87

STANDING WATER VOLUME = WELL DIAMETER FACTOR * WATER COLUMN

HISTORIC DATA	DEPTH POW (TOC)	DEPTH TOP OF SCREEN	WELL DEV. TURBIDITY	WELL DEV. pH	WELL DEV. SPEC. COND
	12.66	7.0	N/A	N/A	N/A
DATA COLLECTED AT WELL SITE	PID READING (OPENING WELL)	STATIC WATER LEVEL	CALCULATED STANDING WATER VOL. (GAL)	DEPTH TO PUMP INTAKE (DEPTH TOS + 2 ft)	PUMPING START TIME
	2.0 ppm	4.38	1.3 gal	10.0	1500
RADIATION SCREENING DATA	PUMP PRIOR TO SAMPLING (cps)	N/A	PUMP AFTER SAMPLING (cps)	N/A	

FINAL MONITORING DATA COLLECTED DURING PURGING OPERATIONS

DATE	TIME (min)	PUMPING RATE (L/min)	CUMULATIVE VOL (GALLONS)	TEMPERATURE (C)	SPEC. COND (umhos)	pH	Eh	DISSOLVED OXYGEN	TURBIDITY (NTU)
3/22/97	1608	.100	1.8	4.39	1670	~~7.89~~ 6.68	409	~~6.68~~ 1.84	7.0
				Water Level 7.4'					

SAMPLING RECORD - GROUNDWATER

PARSONS ENGINEERING - SCIENCE, INC. | CLIENT: USACOE | WELL #: HW-12A

	SAMPLING ORDER	METHOD	PRESERV.	BOTTLES COUNT/ VOLUME	BOTTLES TYPE	SAMPLE NO.	TIME	CHECKED BY/ DATE
1	~~VOA~~	~~524.2~~	~~HCL~~	~~3/40ml~~	~~VOA~~	~~AL096~~	~~1615~~	
1A	VOA	CLP	HCL	3/40ml	VOA	AL096	1615	
2	M/E/E	RSK175	HCL	3/40ml	VOA			
3	DOC Filtered	9060	H2S04	2/40ml	VOA			
4	NITRATE/ NITRITE	353.2	H2SO4	1/500ml	P			
5	~~METALS (5)~~	~~LIM02~~	~~HNO3~~	~~1/1 L~~	~~P~~			
6	ALK/CHLOR/SULF	310/300/300	NONE	1/ 1 L	P			
7	Fe+2 (field)	8146		Fe^{+2} = 0.07	mg/L			
8								
9								
10								
11								
12								
13								
14								
15								

QA/QC

BOTTLE COUNTS ARE TRIPLED IF MS/ MSD SAMPLES ARE COLLECTED

QA/QC DUPLICATE SAMPLE COLLECTED? YES (NO)

Duplicate Sample Name: _____

MRD Sample Name: _____

QA/QC rinsate sample name: _____

MATRIX SPIKE sample collected? YES (NO)

INVESTIGATION DERIVED WASTE (IDW):

DATE:	3/22/97			
VOLUME:	2.0 gal			
DRUM #, LOCATION:	Ash-4W			

COMMENTS: Trip Blank # AL087

SAMPLING RECORD - GROUNDWATER

PARSONS ENGINEERING - SCIENCE, INC.	CLIENT: USACOE	WELL #: PT-18
PROJECT: 1ST QUARTERLY MONITORING - 1997		DATE: 3-23-97
SWMU # (AREA) ASH LANDFILL		INSPECTORS: KKS
SOP NO.: 17		PUMP #:

WEATHER / FIELD CONDITIONS CHECKLIST (RECORD MAJOR CHANGES) — **MONITORING**

DATE	TIME (24 HR)	TEMP (APPRX)	WEATHER (APPRX)	REL. HUMIDITY (GEN)	WIND DIRECTION (0 - 360)	GROUND / SITE SURFACE CONDITIONS	INSTRUMENT OVM-580	READING (UNITS) PPM
3/23/97	0800	18°F	Light Wind -		Clear	Frozen		

WELL DIAMETER FACTORS

DIAMETER (INCHES):	1	1.5	2	3	4	5	6	7	8	9	10
GALLONS / FOOT:	0.041	0.092	0.163	0.367	0.654	1.02	1.47	2.00	2.61	3.30	5.87

STANDING WATER VOLUME = WELL DIAMETER FACTOR * WATER COLUMN

HISTORIC DATA	DEPTH POW (TOC)	DEPTH TOP OF SCREEN	WELL DEV. TURBIDITY	WELL DEV. pH	WELL DEV. SPEC. COND
	11.70	6.0'	N/A	N/A	N/A
DATA COLLECTED AT WELL SITE	PID READING (OPENING WELL)	STATIC WATER LEVEL	CALCULATED STANDING WATER VOL. (GAL)	DEPTH TO PUMP INTAKE (DEPTH TOS + 2 ft)	PUMPING START TIME
	0.0 ~~3.5~~ ppm	5.09'	1.0	9.0	
RADIATION SCREENING DATA	PUMP PRIOR TO SAMPLING (cps)	N/A	PUMP AFTER SAMPLING (cps)	N/A	

FINAL MONITORING DATA COLLECTED DURING PURGING OPERATIONS

DATE	TIME (min)	PUMPING RATE (L/min)	CUMULATIVE VOL (GALLONS)	TEMPERATURE (C)	SPEC. COND (umhos)	pH	Eh	DISSOLVED OXYGEN	TURBIDITY (NTU)
3-23-97	0921	.225	3.0	4.32	1081	6.42	353	2.24	7.7

SAMPLING RECORD - GROUNDWATER

PARSONS ENGINEERING - SCIENCE, INC. | CLIENT: USACOE | WELL #: PT-18

SAMPLING ORDER		METHOD	PRESERV.	BOTTLES COUNT/ VOLUME	BOTTLES TYPE	SAMPLE NO.	TIME	CHECKED BY/ DATE
~~1~~	~~VOA~~	~~524.2~~	~~HCL~~	~~3/40ml~~	~~VOA~~			
1A	VOA	CLP	HCL	3/40ml	VOA	AL097	0930	
2	M/E/E	RSK175	HCL	3/40ml	VOA			
3	DOC	9060	H2S04	2/40ml	VOA			
4	NITRATE/ NITRITE	353.2	H2SO4	1/500ml	P			
5	METALS (5)	LIM02	HNO3	1/ 1 L	P			
6	ALK/CHLOR/SULF	310/300/300	NONE	1/ 1 L	P			
7	Fe+2 (field)	8146		Fe^{+2} = 0.01	mg/L			
8								
9								
10								
11								
12								
13								
14								
15								

QA/QC

BOTTLE COUNTS ARE TRIPLED IF MS/ MSD SAMPLES ARE COLLECTED

QA/QC DUPLICATE SAMPLE COLLECTED? (YES) NO

Duplicate Sample Name: AL099 (Metals only)

MRD Sample Name: —

QA/QC rinsate sample name: —

MATRIX SPIKE sample collected? YES (NO)

INVESTIGATION DERIVED WASTE (IDW):

DATE:	3-23-97			
VOLUME:	3.0 gal			
DRUM #, LOCATION:	Ash-5W			

COMMENTS: Trip Blank # AL087

SAMPLING RECORD - GROUNDWATER

PARSONS ENGINEERING - SCIENCE, INC.	CLIENT: USACOE	WELL #: PT-19
PROJECT: 1ST QUARTERLY MONITORING - 1997		DATE: 3/19/97
SWMU # (AREA) ASH LANDFILL		INSPECTORS: KKS
SOP NO.: 17		PUMP #:

WEATHER / FIELD CONDITIONS CHECKLIST (RECORD MAJOR CHANGES)

DATE	TIME (24 HR)	TEMP (APPRX)	WEATHER (APPRX)	REL. HUMIDITY (GEN)	WIND DIRECTION (0 - 360)	GROUND / SITE SURFACE CONDITIONS	MONITORING INSTRUMENT OVM-580	MONITORING READING (UNITS) PPM

WELL DIAMETER FACTORS

DIAMETER (INCHES):	1	1.5	2	3	4	5	6	7	8	9	10
GALLONS / FOOT:	0.041	0.092	0.163	0.367	0.654	1.02	1.47	2.00	2.61	3.30	5.87

STANDING WATER VOLUME = WELL DIAMETER FACTOR * WATER COLUMN

HISTORIC DATA	DEPTH POW (TOC)	DEPTH TOP OF SCREEN	WELL DEV. TURBIDITY	WELL DEV. pH	WELL DEV. SPEC. COND
	11.37	6.0'	N/A	N/A	N/A

DATA COLLECTED AT WELL SITE	PID READING (OPENING WELL)	STATIC WATER LEVEL	CALCULATED STANDING WATER VOL. (GAL)	DEPTH TO PUMP INTAKE (DEPTH TOS + 2 ft)	PUMPING START TIME
	N/A	3.72	1.3	9.0	

RADIATION SCREENING DATA	PUMP PRIOR TO SAMPLING (cps)	N/A	PUMP AFTER SAMPLING (cps)	N/A

FINAL MONITORING DATA COLLECTED DURING PURGING OPERATIONS

DATE	TIME (min)	PUMPING RATE (L/min)	CUMULATIVE VOL (GALLONS)	TEMPERATURE (C)	SPEC. COND (umhos)	pH	Eh	DISSOLVED OXYGEN	TURBIDITY (NTU)
3/19/97	1318	.280	1.8	4.65	665	6.69	145	.16	2.8

SAMPLING RECORD - GROUNDWATER

PARSONS ENGINEERING - SCIENCE, INC. | CLIENT: USACOE | WELL #: PT-19

	SAMPLING ORDER	METHOD	PRESERV.	BOTTLES COUNT/ VOLUME	BOTTLES TYPE	SAMPLE NO.	TIME	CHECKED BY/ DATE
1	VOA	524.2	HCL	3/40ml	VOA	AL075	1320	
1A	~~VOA~~	~~CLP~~	~~HCL~~	~~3/40ml~~	~~VOA~~			
2	M/E/E	RSK175	HCL	3/40ml	VOA			
3	DOC	9060	H2S04	2/40ml	VOA			
4	NITRATE/ NITRITE	353.2	H2SO4	1/500ml	P			
5	~~METALS (3)~~	~~LIM02~~	~~HNO3~~	~~1/1 L~~	~~P~~			
6	ALK/CHLOR/SULF	310/300/300	NONE	1/1 L	P			
7	Fe+2 (field)	8146		$Fe^{+}2 = 0.38$	mg/l			
8								
9								
10								
11								
12								
13								
14								
15								

QA/QC

BOTTLE COUNTS ARE TRIPLED IF MS/ MSD SAMPLES ARE COLLECTED

QA/QC DUPLICATE SAMPLE COLLECTED? YES NO

Duplicate Sample Name: _____

MRD Sample Name: _____

QA/QC rinsate sample name: _____

MATRIX SPIKE sample collected? YES NO

INVESTIGATION DERIVED WASTE (IDW):

DATE:				
VOLUME:				
DRUM #, LOCATION:				

COMMENTS: Purge Water on ground
Trip Blank # AL070

SAMPLING RECORD - GROUNDWATER

PARSONS ENGINEERING - SCIENCE, INC.	CLIENT: USACOE	WELL #: PT-21A
PROJECT: 1ST QUARTERLY MONITORING - 1997		DATE: 3-22-97
SWMU # (AREA) ASH LANDFILL		INSPECTORS: KKS
SOP NO.: 17		PUMP #:

WEATHER / FIELD CONDITIONS CHECKLIST (RECORD MAJOR CHANGES) — MONITORING

DATE	TIME (24 HR)	TEMP (APPRX)	WEATHER (APPRX)	REL. HUMIDITY (GEN)	WIND DIRECTION (0 - 360)	GROUND / SITE SURFACE CONDITIONS	INSTRUMENT OVM-580	READING (UNITS) PPM
3/22/97	0800	30°F	snow/ sleet	95%	NW	wet		

WELL DIAMETER FACTORS

DIAMETER (INCHES):	1	1.5	2	3	4	5	6	7	8	9	10
GALLONS / FOOT:	0.041	0.092	0.163	0.367	0.654	1.02	1.47	2.00	2.61	3.30	5.87

STANDING WATER VOLUME = WELL DIAMETER FACTOR * WATER COLUMN

HISTORIC DATA	DEPTH POW (TOC)	DEPTH TOP OF SCREEN	WELL DEV. TURBIDITY	WELL DEV. pH	WELL DEV. SPEC. COND
	20.4	15'	N/A	N/A	N/A

DATA COLLECTED AT WELL SITE	PID READING (OPENING WELL)	STATIC WATER LEVEL	CALCULATED STANDING WATER VOL. (GAL)	DEPTH TO PUMP INTAKE (DEPTH TOS + 2 ft)	PUMPING START TIME
	0.0	6.32'	2.25	18.5	.

RADIATION SCREENING DATA	PUMP PRIOR TO SAMPLING (cps)	N/A	PUMP AFTER SAMPLING (cps)	N/A

FINAL MONITORING DATA COLLECTED DURING PURGING OPERATIONS

DATE	TIME (min)	PUMPING RATE (L/min)	CUMULATIVE VOL (GALLONS)	TEMPERATURE (C)	SPEC. COND (umhos)	pH	Eh	DISSOLVED OXYGEN	TURBIDITY (NTU)
3-22-97	0959	.120	4.2	7.36	1151	6.91	212	0.44	6.8

SAMPLING RECORD - GROUNDWATER

PARSONS ENGINEERING - SCIENCE, INC. | CLIENT: USACOE | WELL #: PT-21A

SAMPLING ORDER		METHOD	PRESERV.	BOTTLES COUNT/ VOLUME	BOTTLES TYPE	SAMPLE NO.	TIME	CHECKED BY/ DATE
~~1~~	~~VOA~~	~~524.2~~	~~HCL~~	~~3/40ml~~	~~VOA~~	/		
1A	VOA	CLP	HCL	3/40ml	VOA	AL092	1000	
2	M/E/E	RSK175	HCL	3/40ml	VOA			
3	DOC Filtered	9060	H2S04	2/40ml	VOA			
4	NITRATE/ NITRITE	353.2	H2SO4	1/500ml	P			
~~5~~	~~METALS (5)~~	~~LIM02~~	~~HNO3~~	~~1/1L~~	~~P~~			
6	ALK/CHLOR/SULF	310/300/300	NONE	1/1 L	P			
7	Fe+2 (field)	8146		Fe^{+2} = 0.10 mg/L				
8								
9								
10								
11								
12								
13								
14								
15								

QA/QC

BOTTLE COUNTS ARE TRIPLED IF MS/ MSD SAMPLES ARE COLLECTED

QA/QC DUPLICATE SAMPLE COLLECTED? YES (NO)

Duplicate Sample Name: _____

MRD Sample Name: _____

QA/QC rinsate sample name: _____

MATRIX SPIKE sample collected? YES (NO)

INVESTIGATION DERIVED WASTE (IDW):

DATE:	3/22/97			
VOLUME:	4.5 gal			
DRUM #, LOCATION:	Ash 4W			

COMMENTS: Trip Blank = AL087

SAMPLING RECORD - GROUNDWATER

PARSONS ENGINEERING - SCIENCE, INC.	CLIENT: USACOE	WELL #: PT-24
PROJECT: 1ST QUARTERLY MONITORING - 1997		DATE: 3/22/97
SWMU # (AREA) ASH LANDFILL		INSPECTORS: KKS
SOP NO.: 17		PUMP #: L

WEATHER / FIELD CONDITIONS CHECKLIST (RECORD MAJOR CHANGES) — **MONITORING**

DATE	TIME (24 HR)	TEMP (APPRX)	WEATHER (APPRX)	REL. HUMIDITY (GEN)	WIND DIRECTION (0 - 360)	GROUND / SITE SURFACE CONDITIONS	INSTRUMENT OVM-580	READING (UNITS) PPM
3/22/97	1300	28°F	snow	95%	NW	wet		
			showers					

WELL DIAMETER FACTORS

DIAMETER (INCHES):	1	1.5	2	3	4	5	6	7	8	9	10
GALLONS / FOOT:	0.041	0.092	0.163	0.367	0.654	1.02	1.47	2.00	2.61	3.30	5.87

STANDING WATER VOLUME = WELL DIAMETER FACTOR * WATER COLUMN

HISTORIC DATA	DEPTH POW (TOC)	DEPTH TOP OF SCREEN	WELL DEV. TURBIDITY	WELL DEV. pH	WELL DEV. SPEC. COND
	11.9	6.5	N/A	N/A	N/A

DATA COLLECTED AT WELL SITE	PID READING (OPENING WELL)	STATIC WATER LEVEL	CALCULATED STANDING WATER VOL. (GAL)	DEPTH TO PUMP INTAKE (DEPTH TOS + 2 ft)	PUMPING START TIME
	0.0	4.54	1.2	9.0	1312

RADIATION SCREENING DATA	PUMP PRIOR TO SAMPLING (cps)	N/A	PUMP AFTER SAMPLING (cps)	N/A

FINAL MONITORING DATA COLLECTED DURING PURGING OPERATIONS

DATE	TIME (min)	PUMPING RATE (L/min)	CUMULATIVE VOL (GALLONS)	TEMPERATURE (C)	SPEC. COND (umhos)	pH	Eh	DISSOLVED OXYGEN	TURBIDITY (NTU)
3/22/97	1359	.400	3.5	4.56	840	6.68	331	2.18	5.8

SAMPLING RECORD - GROUNDWATER

PARSONS ENGINEERING - SCIENCE, INC. | CLIENT: USACOE | WELL #: PT-24

	SAMPLING ORDER	METHOD	PRESERV.	BOTTLES COUNT/ VOLUME	BOTTLES TYPE	SAMPLE NO.	TIME	CHECKED BY/ DATE
1	~~VOA~~	~~524.2~~	~~HCL~~	~~3/40ml~~	~~VOA~~			
1A	VOA	CLP	HCL	3/40ml	VOA	AL094	1400	
2	M/E/E	RSK175	HCL	3/40ml	VOA			
3	DOC Filtered	9060	H2S04	2/40ml	VOA			
4	NITRATE/ NITRITE	353.2	H2SO4	1/500ml	P			
5	~~METALS (5)~~	~~LIM02~~	~~HNO3~~	~~1/1 L~~	~~P~~			
6	ALK/CHLOR/SULF	310/300/300	NONE	1/1 L	P			
7	Fe+2 (field)	8146		Fe^{+2} = 0.07 mg/L				
8				Fe^{+2} = 0.06 mg/L		(Duplicate # AL095)		
9								
10								
11								
12								
13								
14								
15								

QA/QC

BOTTLE COUNTS ARE TRIPLED IF MS/MSD SAMPLES ARE COLLECTED

QA/QC DUPLICATE SAMPLE COLLECTED? (YES) NO

Duplicate Sample Name: AL095

MRD Sample Name: PT24 MRD / PT24R MRD (0815 hrs) VOC + M/E/E Only

QA/QC rinsate sample name: AL088 (0815 hrs) VOC + M/E/E Only

MATRIX SPIKE sample collected? (YES) NO VOC + M/E/E Only

INVESTIGATION DERIVED WASTE (IDW):

DATE:	3/22/97			
VOLUME:	5.0 gal			
DRUM #, LOCATION:	ASH-4W			

COMMENTS: Trip Blank # AL087
PT24TB MRD

SAMPLING RECORD - GROUNDWATER

PARSONS ENGINEERING - SCIENCE, INC.	CLIENT: USACOE	WELL #: MW-27
PROJECT: 1ST QUARTERLY MONITORING - 1997		DATE: 3/19/97
SWMU # (AREA) ASH LANDFILL		INSPECTORS: KKS
SOP NO.: 17		PUMP #

WEATHER / FIELD CONDITIONS CHECKLIST (RECORD MAJOR CHANGES) — MONITORING

DATE	TIME (24 HR)	TEMP (APPRX)	WEATHER (APPRX)	REL. HUMIDITY (GEN)	WIND DIRECTION (0 - 360)	GROUND / SITE SURFACE CONDITIONS	INSTRUMENT OVM-580	READING (UNITS) PPM

WELL DIAMETER FACTORS

DIAMETER (INCHES):	1	1.5	2	3	4	5	6	7	8	9	10
GALLONS / FOOT	0.041	0.092	0.163	0.367	0.654	1.02	1.47	2.00	2.61	3.30	5.87

STANDING WATER VOLUME = WELL DIAMETER FACTOR * WATER COLUMN

HISTORIC DATA	DEPTH POW (TOC)	DEPTH TOP OF SCREEN	WELL DEV. TURBIDITY	WELL DEV pH	WELL DEV. SPEC. COND
	10.34'	5.0'	N/A	N/A	N/A

DATA COLLECTED AT WELL SITE	PID READING (OPENING WELL)	STATIC WATER LEVEL	CALCULATED STANDING WATER VOL. (GAL)	DEPTH TO PUMP INTAKE (DEPTH TOS + 2 ft)	PUMPING START TIME
	N/A	5.24'	0.8	8.9'	

RADIATION SCREENING DATA	PUMP PRIOR TO SAMPLING (cps)	N/A	PUMP AFTER SAMPLING (cps)	N/A

FINAL MONITORING DATA COLLECTED DURING PURGING OPERATIONS

DATE	TIME (min)	PUMPING RATE (L/min)	CUMULATIVE VOL (GALLONS)	TEMPERATURE (C)	SPEC. COND (umhos)	pH	Eh	DISSOLVED OXYGEN	TURBIDITY (NTU)
3/20/97	0855	~.080	1.35	3.87	657	6.98	323	7.69	39.0
		- Well was pumped to Top of pump on 3/19							
		- Parameters taken 3/20 AM - Insufficient water							
		for sampling after final reading							
		- Well sampled 3/20 PM							

SAMPLING RECORD - GROUNDWATER

PARSONS ENGINEERING - SCIENCE, INC. | CLIENT: USACOE | WELL #: MW-27

SAMPLING ORDER		METHOD	PRESERV.	BOTTLES COUNT/ VOLUME	BOTTLES TYPE	SAMPLE NO.	TIME	CHECKED BY/ DATE
1	VOA	524.2	HCL	3/40ml	VOA	AL086	3/20/97 1600	
1A	~~VOA~~	CLP	HCL	3/40ml	VOA			
2	M/E/E	RSK175	HCL	3/40ml	VOA			
3	DOC	9060	H2S04	2/40ml	VOA			
4	NITRATE/ NITRITE	353.2	H2SO4	1/500ml	P			
5	~~METALS (5)~~	~~LIM02~~	~~HNO3~~	~~1/1 L~~	~~P~~			
6	ALK/CHLOR/SULF	310/300/300	NONE	1/1 L	P			
7	Fe+2 (field)	8146	Fe^{+2} =	0.36 (#1)				
8				0.41 (#2)	Samples very silty			
9								
10								
11								
12								
13								
14								
15								

QA/QC

BOTTLE COUNTS ARE TRIPLED IF MS/ MSD SAMPLES ARE COLLECTED

QA/QC DUPLICATE SAMPLE COLLECTED? YES (NO)

Duplicate Sample Name: _____

MRD Sample Name: _____

QA/QC rinsate sample name: _____

MATRIX SPIKE sample collected? YES (NO)

INVESTIGATION DERIVED WASTE (IDW):

DATE:				
VOLUME:				
DRUM #, LOCATION:				

COMMENTS: Purge Water on ground
Trip Blank # AL077

SAMPLING RECORD - GROUNDWATER

PARSONS ENGINEERING - SCIENCE, INC.	CLIENT: USACOE	WELL #: MW-29
PROJECT: 1ST QUARTERLY MONITORING - 1997		DATE: 3/22/97
SWMU # (AREA) ASH LANDFILL		INSPECTORS: KKS
SOP NO.: 17		PUMP #:

WEATHER / FIELD CONDITIONS CHECKLIST (RECORD MAJOR CHANGES) — **MONITORING**

DATE	TIME (24 HR)	TEMP (APPRX)	WEATHER (APPRX)	REL. HUMIDITY (GEN)	WIND DIRECTION (0 - 360)	GROUND / SITE SURFACE CONDITIONS	INSTRUMENT OVM-580	READING (UNITS) PPM

WELL DIAMETER FACTORS

DIAMETER (INCHES):	1	1.5	2	3	4	5	6	7	8	9	10
GALLONS / FOOT	0.041	0.092	0.163	0.367	0.654	1.02	1.47	2.00	2.61	3.30	5.87

STANDING WATER VOLUME = WELL DIAMETER FACTOR * WATER COLUMN

HISTORIC DATA	DEPTH POW (TOC)	DEPTH TOP OF SCREEN	WELL DEV. TURBIDITY	WELL DEV. pH	WELL DEV. SPEC. COND
	10.54	5.0	N/A	N/A	N/A

DATA COLLECTED AT WELL SITE	PID READING (OPENING WELL)	STATIC WATER LEVEL	CALCULATED STANDING WATER VOL. (GAL)	DEPTH TO PUMP INTAKE (DEPTH TOS + 2 ft)	PUMPING START TIME
	0.0	6.1	.71	8.5	1040

RADIATION SCREENING DATA	PUMP PRIOR TO SAMPLING (cps)	N/A	PUMP AFTER SAMPLING (cps)	N/A

FINAL MONITORING DATA COLLECTED DURING PURGING OPERATIONS

DATE	TIME (min)	PUMPING RATE (L/min)	CUMULATIVE VOL (GALLONS)	TEMPERATURE (C)	SPEC. COND (umhos)	pH	Eh	DISSOLVED OXYGEN	TURBIDITY (NTU)
3/22/97	1120	.210	4.25	4.11	934	6.64	337	1.79	11.5

SAMPLING RECORD - GROUNDWATER

PARSONS ENGINEERING - SCIENCE, INC. | CLIENT: USACOE | WELL #: MW-29

SAMPLING ORDER		METHOD	PRESERV.	BOTTLES COUNT/ VOLUME	BOTTLES TYPE	SAMPLE NO.	TIME	CHECKED BY/ DATE
~~1~~	~~VOA~~	~~524.2~~	~~HCL~~	~~3/40ml~~	~~VOA~~			
1A	VOA	CLP	HCL	3/40ml	VOA	AL093	1130	
2	M/E/E	RSK175	HCL	3/40ml	VOA			
3	DOC Filtered	9060	H2S04	2/40ml	VOA			
4	NITRATE/ NITRITE	353.2	H2SO4	1/500ml	P			
5	METALS (5)	LIM02	HNO3	1/ 1 L	P			
6	ALK/CHLOR/SULF	310/300/300	NONE	1/ 1 L	P			
7	Fe+2 (field)	8146		Fe^{+2} = 0.02 mg/L				
8								
9								
10								
11								
12								
13								
14								
15								

QA/QC

BOTTLE COUNTS ARE TRIPLED IF MS/ MSD SAMPLES ARE COLLECTED

QA/QC DUPLICATE SAMPLE COLLECTED? YES (NO)

Duplicate Sample Name: _____

MRD Sample Name: _____

QA/QC rinsate sample name: _____

MATRIX SPIKE sample collected? YES (NO)

INVESTIGATION DERIVED WASTE (IDW):

DATE:	3/22/97			
VOLUME:	4.5 gal			
DRUM #, LOCATION:	AS#-4W			

COMMENTS: Trip Blank # AL087

SAMPLING RECORD - GROUNDWATER

PARSONS ENGINEERING - SCIENCE, INC.	CLIENT: USACOE	WELL #: MW-30

PROJECT:	1ST QUARTERLY MONITORING - 1997	DATE:	3/19/97
SWMU # (AREA)	ASH LANDFILL	INSPECTORS:	KKS
SOP NO.:	17	PUMP #:	

WEATHER / FIELD CONDITIONS CHECKLIST (RECORD MAJOR CHANGES) — **MONITORING**

DATE	TIME (24 HR)	TEMP (APPRX)	WEATHER (APPRX)	REL. HUMIDITY (GEN)	WIND DIRECTION (0 - 360)	GROUND / SITE SURFACE CONDITIONS	INSTRUMENT OVM-580	READING (UNITS) PPM
3/19/97	1348	40°F	Clear			Damp		

WELL DIAMETER FACTORS

DIAMETER (INCHES):	1	1.5	2	3	4	5	6	7	8	9	10
GALLONS / FOOT:	0.041	0.092	0.163	0.367	0.654	1.02	1.47	2.00	2.61	3.30	5.87

STANDING WATER VOLUME = WELL DIAMETER FACTOR * WATER COLUMN

HISTORIC DATA	DEPTH POW (TOC)	DEPTH TOP OF SCREEN	WELL DEV. TURBIDITY	WELL DEV pH	WELL DEV. SPEC. COND
	10.52'	5.0	N/A	N/A	N/A

DATA COLLECTED AT WELL SITE	PID READING (OPENING WELL)	STATIC WATER LEVEL	CALCULATED STANDING WATER VOL. (GAL)	DEPTH TO PUMP INTAKE (DEPTH TOS + 2 ft)	PUMPING START TIME
	KKS 0.0	4.31'	1.0	8.0	1404

RADIATION SCREENING DATA	PUMP PRIOR TO SAMPLING (cps)	N/A	PUMP AFTER SAMPLING (cps)	N/A

FINAL MONITORING DATA COLLECTED DURING PURGING OPERATIONS

DATE	TIME (min)	PUMPING RATE (L/min)	CUMULATIVE VOL (GALLONS)	TEMPERATURE (C)	SPEC. COND (umhos)	pH	Eh	DISSOLVED OXYGEN	TURBIDITY (NTU)
3-19-97	1430	.30 to .40	4.7	2.72	599	6.97	305	8.35	5.3

SAMPLING RECORD - GROUNDWATER

PARSONS ENGINEERING - SCIENCE, INC. | CLIENT: USACOE | WELL #: MW-30

	SAMPLING ORDER	METHOD	PRESERV.	BOTTLES COUNT/ VOLUME	BOTTLES TYPE	SAMPLE NO.	TIME	CHECKED BY/ DATE
1	VOA	524.2	HCL	3/40ml	VOA	AL076	1430	
1A	~~VOA~~	~~CLP~~	~~HCL~~	~~3/40ml~~	~~VOA~~			
2	M/E/E	RSK175	HCL	3/40ml	VOA			
3	DOC	9060	H2S04	2/40ml	VOA			
4	NITRATE/ NITRITE	353.2	H2SO4	1/500ml	P			
~~5~~	~~METALS (5)~~	~~LIM02~~	~~HNO3~~	~~1/1 L~~	~~P~~			
6	ALK/CHLOR/SULF	310/300/300	NONE	1/1 L	P			
7	Fe+2 (field)	8146		Fe^{+2} = 0.00 mg/L				
8								
9								
10								
11								
12								
13								
14								
15								

QA/QC

BOTTLE COUNTS ARE TRIPLED IF MS/ MSD SAMPLES ARE COLLECTED

QA/QC DUPLICATE SAMPLE COLLECTED? YES (NO)

Duplicate Sample Name: _____

MRD Sample Name: _____

QA/QC rinsate sample name: _____

MATRIX SPIKE sample collected? YES (NO)

INVESTIGATION DERIVED WASTE (IDW):

DATE:				
VOLUME:				
DRUM #, LOCATION:				

COMMENTS: Purge water on ground
Trip Blank # AL070

SAMPLING RECORD - GROUNDWATER

PARSONS ENGINEERING - SCIENCE, INC.	CLIENT: USACOE	WELL #: MW-36

PROJECT:	1ST QUARTERLY MONITORING - 1997	DATE:	3/20/97
SWMU # (AREA)	ASH LANDFILL	INSPECTORS:	KKS
SOP NO.:	17	PUMP #:	L

WEATHER / FIELD CONDITIONS CHECKLIST (RECORD MAJOR CHANGES) — MONITORING

DATE	TIME (24 HR)	TEMP (APPRX)	WEATHER (APPRX)	REL. HUMIDITY (GEN)	WIND DIRECTION (0 - 360)	GROUND / SITE SURFACE CONDITIONS	INSTRUMENT OVM-580	READING (UNITS) PPM

WELL DIAMETER FACTORS

DIAMETER (INCHES):	1	1.5	2	3	4	5	6	7	8	9	10
GALLONS / FOOT:	0.041	0.092	0.163	0.367	0.654	1.02	1.47	2.00	2.61	3.30	5.87

STANDING WATER VOLUME = WELL DIAMETER FACTOR * WATER COLUMN

HISTORIC DATA	DEPTH POW (TOC)	DEPTH TOP OF SCREEN	WELL DEV. TURBIDITY	WELL DEV. pH	WELL DEV. SPEC. COND
	16.58	6.0'	N/A	N/A	N/A
DATA COLLECTED AT WELL SITE	PID READING (OPENING WELL)	STATIC WATER LEVEL	CALCULATED STANDING WATER VOL. (GAL)	DEPTH TO PUMP INTAKE (DEPTH TOS + 2 ft)	PUMPING START TIME
	N/A	2.46	2.25	11.0	1250
RADIATION SCREENING DATA	PUMP PRIOR TO SAMPLING (cps)	N/A	PUMP AFTER SAMPLING (cps)	N/A	

FINAL MONITORING DATA COLLECTED DURING PURGING OPERATIONS

DATE	TIME (min)	PUMPING RATE (L/min)	CUMULATIVE VOL (GALLONS)	TEMPERATURE (C)	SPEC. COND (umhos)	pH	Eh	DISSOLVED OXYGEN	TURBIDITY (NTU)
3/20/97	1325	.360	3.5	5.60	735	6.85	296	.30	4.7

SAMPLING RECORD - GROUNDWATER

PARSONS ENGINEERING - SCIENCE, INC. | CLIENT: USACOE | WELL #: MW-30

	SAMPLING ORDER	METHOD	PRESERV.	BOTTLES COUNT/ VOLUME	BOTTLES TYPE	SAMPLE NO.	TIME	CHECKED BY/ DATE
1	VOA	524.2	HCL	3/40ml	VOA	AL083	1325	
~~1A~~	~~VOA~~	~~CLP~~	~~HCL~~	~~3/40ml~~	~~VOA~~			
2	M/E/E	RSK175	HCL	3/40ml	VOA			
3	DOC	9060	H2S04	2/40ml	VOA			
4	NITRATE/ NITRITE	353.2	H2SO4	1/500ml	P			
~~5~~	~~METALS (5)~~	~~LIM02~~	~~HNO3~~	~~1/1 L~~	~~P~~			
6	ALK/CHLOR/SULF	310/300/300	NONE	1/1 L	P			
7	Fe+2 (field)	8146		Fe^{+2} = 0.03	mg/L			
8								
9								
10								
11								
12								
13								
14								
15								

QA/QC

BOTTLE COUNTS ARE TRIPLED IF MS/MSD SAMPLES ARE COLLECTED

QA/QC DUPLICATE SAMPLE COLLECTED? (YES) NO

Duplicate Sample Name: AL084 - VOC 524.2 Only (1325 Hrs)

MRD Sample Name: None

QA/QC rinsate sample name: AL078 - VOC 524.2 Only (0720 Hrs)

MATRIX SPIKE sample collected? (YES) NO VOC 524.2 Only

INVESTIGATION DERIVED WASTE (IDW):

DATE:				
VOLUME:				
DRUM #, LOCATION:				

COMMENTS: Purge Water on Ground
Trip Blank # AL077

SAMPLING RECORD - GROUNDWATER

PARSONS ENGINEERING - SCIENCE, INC.	CLIENT: USACOE	WELL #: MW-40
PROJECT: 1ST QUARTERLY MONITORING - 1997		DATE: 3/19/97
SWMU # (AREA) ASH LANDFILL		INSPECTORS: KKS
SOP NO.: 17		PUMP #:

WEATHER / FIELD CONDITIONS CHECKLIST (RECORD MAJOR CHANGES)

DATE	TIME (24 HR)	TEMP (APPRX)	WEATHER (APPRX)	REL. HUMIDITY (GEN)	WIND DIRECTION (0 - 360)	GROUND / SITE SURFACE CONDITIONS	MONITORING INSTRUMENT OVM-580	MONITORING READING (UNITS) PPM

WELL DIAMETER FACTORS

DIAMETER (INCHES):	1	1.5	2	3	4	5	6	7	8	9	10
GALLONS / FOOT:	0.041	0.092	0.163	0.367	0.654	1.02	1.47	2.00	2.61	3.30	5.87

STANDING WATER VOLUME = WELL DIAMETER FACTOR * WATER COLUMN

HISTORIC DATA	DEPTH POW (TOC)	DEPTH TOP OF SCREEN	WELL DEV. TURBIDITY	WELL DEV. pH	WELL DEV. SPEC. COND
	14.71	7.2'	N/A	N/A	N/A
DATA COLLECTED AT WELL SITE	PID READING (OPENING WELL)	STATIC WATER LEVEL	CALCULATED STANDING WATER VOL. (GAL)	DEPTH TO PUMP INTAKE (DEPTH TOS + 2 ft)	PUMPING START TIME
	N/A	3.68'	1.76'	11.0	1019
RADIATION SCREENING DATA	PUMP PRIOR TO SAMPLING (cps)	N/A	PUMP AFTER SAMPLING (cps)	N/A	

FINAL MONITORING DATA COLLECTED DURING PURGING OPERATIONS

DATE	TIME (min)	PUMPING RATE (L/min)	CUMULATIVE VOL (GALLONS)	TEMPERATURE (C)	SPEC. COND (umhos)	pH	Eh	DISSOLVED OXYGEN	TURBIDITY (NTU)
3/19/97	1105	.150	1.8	5.06	525	7.16	304	.91	3.4

SAMPLING RECORD - GROUNDWATER

PARSONS ENGINEERING - SCIENCE, INC.	CLIENT: USACOE	WELL #: MW-40

	SAMPLING ORDER	METHOD	PRESERV.	BOTTLES COUNT/ VOLUME	BOTTLES TYPE	SAMPLE NO.	TIME	CHECKED BY/ DATE
1	VOA	524.2	HCL	3/40ml	VOA	AL074	1105	
~~1A~~	~~VOA~~	~~CLP~~	~~HCL~~	~~3/40ml~~	~~VOA~~			
2	M/E/E	RSK175	HCL	3/40ml	VOA			
3	DOC Filtered	9060	H2S04	2/40ml	VOA			
4	NITRATE/ NITRITE	353.2	H2SO4	1/500ml	P			
~~5~~	~~METALS (5)~~	~~CLM02~~	~~HNO3~~	~~1/1 L~~	~~P~~			
6	ALK/CHLOR/SULF	310/300/300	NONE	1/1 L	P			
7	Fe+2 (field)	8146		Fe^{+2} = 0.01 mg/L				
8								
9								
10								
11								
12								
13								
14								
15								

QA/QC

BOTTLE COUNTS ARE TRIPLED IF MS/ MSD SAMPLES ARE COLLECTED

QA/QC DUPLICATE SAMPLE COLLECTED? YES NO

Duplicate Sample Name: _____

MRD Sample Name: _____

QA/QC rinsate sample name: _____

MATRIX SPIKE sample collected? YES NO

INVESTIGATION DERIVED WASTE (IDW):

DATE:				
VOLUME:				
DRUM #, LOCATION:				

COMMENTS: Purge Water on ground
Trip Blank = #AL070

SAMPLING RECORD - GROUNDWATER

PARSONS ENGINEERING - SCIENCE, INC.	CLIENT: USACOE	WELL #: MW-44A
PROJECT: 1ST QUARTERLY MONITORING - 1997		DATE: 3-23-97
SWMU # (AREA) ASH LANDFILL		INSPECTORS: KKS
SOP NO.: 17		PUMP #

WEATHER / FIELD CONDITIONS CHECKLIST (RECORD MAJOR CHANGES)

DATE	TIME (24 HR)	TEMP (APPRX)	WEATHER (APPRX)	REL. HUMIDITY (GEN)	WIND DIRECTION (0 - 360)	GROUND / SITE SURFACE CONDITIONS	MONITORING INSTRUMENT OVM-580	MONITORING READING (UNITS) PPM
3-23-97	1000	20°F	Clear		NW	Frozen		

WELL DIAMETER FACTORS

DIAMETER (INCHES):	1	1.5	2	3	4	5	6	7	8	9	10
GALLONS / FOOT:	0.041	0.092	0.163	0.367	0.654	1.02	1.47	2.00	2.61	3.30	5.87

STANDING WATER VOLUME = WELL DIAMETER FACTOR * WATER COLUMN

HISTORIC DATA	DEPTH POW (TOC)	DEPTH TOP OF SCREEN	WELL DEV. TURBIDITY	WELL DEV. pH	WELL DEV. SPEC. COND
	12.48	7.0'	N/A	N/A	N/A
DATA COLLECTED AT WELL SITE	PID READING (OPENING WELL)	STATIC WATER LEVEL	CALCULATED STANDING WATER VOL. (GAL)	DEPTH TO PUMP INTAKE (DEPTH TOS + 2 ft)	PUMPING START TIME
	3.5 ppm	4.14	1.3 gal	10.0	
RADIATION SCREENING DATA	PUMP PRIOR TO SAMPLING (cps)	N/A	PUMP AFTER SAMPLING (cps)	N/A	

FINAL MONITORING DATA COLLECTED DURING PURGING OPERATIONS

DATE	TIME (min)	PUMPING RATE (L/min)	CUMULATIVE VOL (GALLONS)	TEMPERATURE (C)	SPEC. COND (umhos)	pH	Eh	DISSOLVED OXYGEN	TURBIDITY (NTU)
3/23/97	1050	.100	1.2	2.95	2080	6.93	271	1.15	9.1
			Water Level =		7.1'				

SAMPLING RECORD - GROUNDWATER

PARSONS ENGINEERING - SCIENCE, INC. | CLIENT: USACOE | WELL #: MW-44A

SAMPLING ORDER		METHOD	PRESERV.	BOTTLES COUNT/ VOLUME	BOTTLES TYPE	SAMPLE NO.	TIME	CHECKED BY/ DATE
~~1~~	~~VOA~~	~~524.2~~	~~HCL~~	~~3/40ml~~	~~VOA~~			
1A	VOA	CLP	HCL	3/40ml	VOA	AL098	1050	
2	M/E/E	RSK175	HCL	3/40ml	VOA			
3	DOC	9060	H2S04	2/40ml	VOA			
4	NITRATE/ NITRITE	353.2	H2SO4	1/500ml	P			
5	METALS (5)	LIM02	HNO3	1/ 1 L	P			
6	ALK/CHLOR/SULF	310/300/300	NONE	1/ 1 L	P			
7	Fe+2 (field)	8146		Fe^{+2} = 0.14 mg/L				
8								
9								
10								
11								
12								
13								
14								
15								

QA/QC

BOTTLE COUNTS ARE TRIPLED IF MS/ MSD SAMPLES ARE COLLECTED

QA/QC DUPLICATE SAMPLE COLLECTED? YES (NO)

Duplicate Sample Name: _____

MRD Sample Name: _____

QA/QC rinsate sample name: _____

MATRIX SPIKE sample collected? YES (NO)

INVESTIGATION DERIVED WASTE (IDW):

DATE:	3-23-97			
VOLUME:	1.5 gal			
DRUM #, LOCATION:	Ash-5W			

COMMENTS: Trip Blank # AL087

SAMPLING RECORD - GROUNDWATER

PARSONS ENGINEERING - SCIENCE, INC.	CLIENT: USACOE	WELL #: MW-45
PROJECT: 1ST QUARTERLY MONITORING - 1997		DATE: 3-21-97
SWMU # (AREA) ASH LANDFILL		INSPECTORS: KKS
SOP NO.: 17		PUMP #:

WEATHER / FIELD CONDITIONS CHECKLIST (RECORD MAJOR CHANGES) — **MONITORING**

DATE	TIME (24 HR)	TEMP (APPRX)	WEATHER (APPRX)	REL. HUMIDITY (GEN)	WIND DIRECTION (0 - 360)	GROUND / SITE SURFACE CONDITIONS	INSTRUMENT OVM-580	READING (UNITS) PPM
3-21-97	1000	28°F	Snow	95%	NE	wet		
			Showers					

WELL DIAMETER FACTORS

DIAMETER (INCHES)	1	1.5	2	3	4	5	6	7	8	9	10
GALLONS / FOOT	0.041	0.092	0.163	0.367	0.654	1.02	1.47	2.00	2.61	3.30	5.87

STANDING WATER VOLUME = WELL DIAMETER FACTOR * WATER COLUMN

HISTORIC DATA	DEPTH POW (TOC)	DEPTH TOP OF SCREEN	WELL DEV. TURBIDITY	WELL DEV pH	WELL DEV. SPEC. COND
	8.34	4.0	N/A	N/A	N/A

DATA COLLECTED AT WELL SITE	PID READING (OPENING WELL)	STATIC WATER LEVEL	CALCULATED STANDING WATER VOL. (GAL)	DEPTH TO PUMP INTAKE (DEPTH TOS + 2 ft)	PUMPING START TIME
	N/A	2.72	.9	6.5	1012

RADIATION SCREENING DATA	PUMP PRIOR TO SAMPLING (cps)	N/A	PUMP AFTER SAMPLING (cps)	N/A

FINAL MONITORING DATA COLLECTED DURING PURGING OPERATIONS

DATE	TIME (min)	PUMPING RATE (L/min)	CUMULATIVE VOL (GALLONS)	TEMPERATURE (C)	SPEC. COND (umhos)	pH	Eh	DISSOLVED OXYGEN	TURBIDITY (NTU)
3-21-97	1052	.240	1.8	3.24	592	6.8	265	0.15	2.8

SAMPLING RECORD - GROUNDWATER

PARSONS ENGINEERING - SCIENCE, INC. | CLIENT: USACOE | WELL #: MW-45

	SAMPLING ORDER	METHOD	PRESERV.	BOTTLES COUNT/ VOLUME	BOTTLES TYPE	SAMPLE NO.	TIME	CHECKED BY/ DATE
1	VOA	524.2	HCL	3/40ml	VOA	AL089	1100	
~~1A~~	~~VOA~~	~~CLP~~	HCL	3/40ml	VOA			
2	M/E/E	RSK175	HCL	3/40ml	VOA			
3	DOC Filtered	9060	H2S04	2/40ml	VOA			
4	NITRATE/ NITRITE	353.2	H2SO4	1/500ml	P			
5	METALS (5)	LIM02	HNO3	1/ 1 L	P			
6	ALK/CHLOR/SULF	310/300/300	NONE	1/ 1 L	P			
7	Fe+2 (field)	8146		Fe^{+2} = 0.02				
8								
9								
10								
11								
12								
13								
14								
15								

QA/QC

BOTTLE COUNTS ARE TRIPLED IF MS/ MSD SAMPLES ARE COLLECTED

QA/QC DUPLICATE SAMPLE COLLECTED? YES NO

Duplicate Sample Name: _____

MRD Sample Name: _____

QA/QC rinsate sample name: _____

MATRIX SPIKE sample collected? YES NO

INVESTIGATION DERIVED WASTE (IDW):

DATE:				
VOLUME:				
DRUM #, LOCATION:				

COMMENTS: Purge Water on ground
Trip Blank # AL077

SAMPLING RECORD - GROUNDWATER

PARSONS ENGINEERING - SCIENCE, INC.	CLIENT: USACOE	WELL #: MW-46
PROJECT: 1ST QUARTERLY MONITORING - 1997		DATE: 3/21/97
SWMU # (AREA) ASH LANDFILL		INSPECTORS: KKS
SOP NO.: 17		PUMP #:

WEATHER / FIELD CONDITIONS CHECKLIST (RECORD MAJOR CHANGES) — **MONITORING**

DATE	TIME (24 HR)	TEMP (APPRX)	WEATHER (APPRX)	REL. HUMIDITY (GEN)	WIND DIRECTION (0 - 360)	GROUND / SITE SURFACE CONDITIONS	INSTRUMENT OVM-580	READING (UNITS) PPM

WELL DIAMETER FACTORS

DIAMETER (INCHES):	1	1.5	2	3	4	5	6	7	8	9	10
GALLONS / FOOT:	0.041	0.092	0.163	0.367	0.654	1.02	1.47	2.00	2.61	3.30	5.87

STANDING WATER VOLUME = WELL DIAMETER FACTOR * WATER COLUMN

HISTORIC DATA	DEPTH POW (TOC)	DEPTH TOP OF SCREEN	WELL DEV. TURBIDITY	WELL DEV. pH	WELL DEV. SPEC. COND
	11.45	6.0	N/A	N/A	N/A

DATA COLLECTED AT WELL SITE	PID READING (OPENING WELL)	STATIC WATER LEVEL	CALCULATED STANDING WATER VOL. (GAL)	DEPTH TO PUMP INTAKE (DEPTH TOS + 2 ft)	PUMPING START TIME
	0.0	4.10	1.2	8.5	1353

RADIATION SCREENING DATA	PUMP PRIOR TO SAMPLING (cps)	N/A	PUMP AFTER SAMPLING (cps)	N/A

FINAL MONITORING DATA COLLECTED DURING PURGING OPERATIONS

DATE	TIME (min)	PUMPING RATE (L/min)	CUMULATIVE VOL (GALLONS)	TEMPERATURE (C)	SPEC. COND (umhos)	pH	Eh	DISSOLVED OXYGEN	TURBIDITY (NTU)
3/21/97	1426	.390	3.25	4.22	758	6.69	254	.13	4.2

SAMPLING RECORD - GROUNDWATER

PARSONS ENGINEERING - SCIENCE, INC. | CLIENT: USACOE | WELL #: MW-46

	SAMPLING ORDER	METHOD	PRESERV.	BOTTLES COUNT/ VOLUME	BOTTLES TYPE	SAMPLE NO.	TIME	CHECKED BY/ DATE
~~4~~	~~VOA~~	~~524.2~~	~~HCL~~	~~3/40ml~~	~~VOA~~			
1A	VOA	CLP	HCL	3/40ml	VOA	AL091	1430	
2	M/E/E	RSK175	HCL	3/40ml	VOA			
3	DOC Filtered	9060	H2SO4	2/40ml	VOA			
4	NITRATE/ NITRITE	353.2	H2SO4	1/500ml	P			
~~5~~	~~METALS (5)~~	~~LIM02~~	~~HNO3~~	~~1/1 L~~	~~P~~			
6	ALK/CHLOR/SULF	310/300/300	NONE	1/1 L	P			
7	Fe+2 (field)	8146		Fe^{+2} = 0.04 mg/L				
8								
9								
10								
11								
12								
13								
14								
15								

QA/QC

BOTTLE COUNTS ARE TRIPLED IF MS/ MSD SAMPLES ARE COLLECTED

QA/QC DUPLICATE SAMPLE COLLECTED? YES (NO)

Duplicate Sample Name: _____

MRD Sample Name: _____

QA/QC rinsate sample name: _____

MATRIX SPIKE sample collected? YES (NO)

INVESTIGATION DERIVED WASTE (IDW):

DATE:	3/21/97			
VOLUME:	3.5 gal			
DRUM #, LOCATION:	Ash-4W			

COMMENTS: Trip Blank # AL077

SAMPLING RECORD - GROUNDWATER

PARSONS ENGINEERING - SCIENCE, INC.	CLIENT: USACOE	WELL #: MW-47
PROJECT: 1ST QUARTERLY MONITORING - 1997		DATE: 3/20/97
SWMU # (AREA) ASH LANDFILL		INSPECTORS: KKS
SOP NO.: 17		PUMP #:

WEATHER / FIELD CONDITIONS CHECKLIST (RECORD MAJOR CHANGES) — **MONITORING**

DATE	TIME (24 HR)	TEMP (APPRX)	WEATHER (APPRX)	REL. HUMIDITY (GEN)	WIND DIRECTION (0 - 360)	GROUND / SITE SURFACE CONDITIONS	INSTRUMENT OVM-580	READING (UNITS) PPM

WELL DIAMETER FACTORS

DIAMETER (INCHES):	1	1.5	2	3	4	5	6	7	8	9	10
GALLONS / FOOT	0.041	0.092	0.163	0.367	0.654	1.02	1.47	2.00	2.61	3.30	5.87

STANDING WATER VOLUME = WELL DIAMETER FACTOR * WATER COLUMN

HISTORIC DATA	DEPTH POW. (TOC)	DEPTH TOP OF SCREEN	WELL DEV. TURBIDITY	WELL DEV. pH	WELL DEV SPEC COND
	8.56	6.5'	N/A	N/A	N/A

DATA COLLECTED AT WELL SITE	PID READING (OPENING WELL)	STATIC WATER LEVEL	CALCULATED STANDING WATER VOL. (GAL)	DEPTH TO PUMP INTAKE (DEPTH TOS + 2 ft)	PUMPING START TIME
	N/A	2.86	0.9	7.5'	1000

RADIATION SCREENING DATA	PUMP PRIOR TO SAMPLING (cps)	N/A	PUMP AFTER SAMPLING (cps)	N/A

FINAL MONITORING DATA COLLECTED DURING PURGING OPERATIONS

DATE	TIME (min)	PUMPING RATE (L/min)	CUMULATIVE VOL (GALLONS)	TEMPERATURE (C)	SPEC. COND (umhos)	pH	Eh	DISSOLVED OXYGEN	TURBIDITY (NTU)
3/20/97	1034	.280	2.5	3.30	604	6.75	295	0.76	16.8

SAMPLING RECORD - GROUNDWATER

PARSONS ENGINEERING - SCIENCE, INC. | CLIENT: USACOE | WELL #: MW-47

	SAMPLING ORDER	METHOD	PRESERV.	BOTTLES COUNT/ VOLUME	BOTTLES TYPE	SAMPLE NO.	TIME	CHECKED BY/ DATE
1	VOA	524.2	HCL	3/40ml	VOA	AL079	1035	
1A	~~VOA~~	~~CLP~~	~~HCL~~	~~3/40ml~~	~~VOA~~			
2	M/E/E	RSK175	HCL	3/40ml	VOA			
3	DOC	9060	H2S04	2/40ml	VOA			
4	NITRATE/ NITRITE	353.2	H2SO4	1/500ml	P			
~~5~~	~~METALS (5)~~	~~LIM02~~	~~HNO3~~	~~1/ 1 L~~	~~P~~			
6	ALK/CHLOR/SULF	310/300/300	NONE	1/ 1 L	P			
7	Fe+2 (field)	8146		Fe^{+2} =	0.07	mg/L (average)		
8						NTU's =	17.0	
9								
10								
11								
12								
13								
14								
15								

QA/QC

BOTTLE COUNTS ARE TRIPLED IF MS/ MSD SAMPLES ARE COLLECTED

QA/QC DUPLICATE SAMPLE COLLECTED? YES (NO)

Duplicate Sample Name: _____

MRD Sample Name: _____

QA/QC rinsate sample name: _____

MATRIX SPIKE sample collected? YES (NO)

INVESTIGATION DERIVED WASTE (IDW):

DATE:				
VOLUME:				
DRUM #, LOCATION:				

COMMENTS: Silt on bottom of well - should be pumped

Trip Blank = #AL077

SAMPLING RECORD - GROUNDWATER

PARSONS ENGINEERING - SCIENCE, INC.	CLIENT: USACOE	WELL #: MW-48
PROJECT: 1ST QUARTERLY MONITORING - 1997		DATE: 3-21-97
SWMU # (AREA) ASH LANDFILL		INSPECTORS: KKS
SOP NO.: 17		PUMP #:

WEATHER / FIELD CONDITIONS CHECKLIST (RECORD MAJOR CHANGES) — **MONITORING**

DATE	TIME (24 HR)	TEMP (APPRX)	WEATHER (APPRX)	REL. HUMIDITY (GEN)	WIND DIRECTION (0 - 360)	GROUND / SITE SURFACE CONDITIONS	INSTRUMENT OVM-580	READING (UNITS) PPM
3-21-97	1245	30°F	Sleet	100%		wet		
			Rain					

WELL DIAMETER FACTORS

DIAMETER (INCHES).	1	1.5	2	3	4	5	6	7	8	9	10
GALLONS / FOOT	0.041	0.092	0.163	0.367	0.654	1.02	1.47	2.00	2.61	3.30	5.87

STANDING WATER VOLUME = WELL DIAMETER FACTOR * WATER COLUMN

HISTORIC DATA	DEPTH POW (TOC)	DEPTH TOP OF SCREEN	WELL DEV. TURBIDITY	WELL DEV. pH	WELL DEV. SPEC. COND
	11.50	6.0	N/A	N/A	N/A
DATA COLLECTED AT WELL SITE	PID READING (OPENING WELL)	STATIC WATER LEVEL	CALCULATED STANDING WATER VOL. (GAL)	DEPTH TO PUMP INTAKE (DEPTH TOS + 2 ft)	PUMPING START TIME
	N/A	3.22		9.0	
RADIATION SCREENING DATA	PUMP PRIOR TO SAMPLING (cps)	N/A	PUMP AFTER SAMPLING (cps)	N/A	

FINAL MONITORING DATA COLLECTED DURING PURGING OPERATIONS

DATE	TIME (min)	PUMPING RATE (L/min)	CUMULATIVE VOL (GALLONS)	TEMPERATURE (C)	SPEC. COND (umhos)	pH	Eh	DISSOLVED OXYGEN	TURBIDITY (NTU)
3-21-97	1317	.310	2.5	3.46	528	6.88	~~168~~ KKS 299	.68	4.3

SAMPLING RECORD - GROUNDWATER

PARSONS ENGINEERING - SCIENCE, INC. | CLIENT: USACOE | WELL #: MW-48

	SAMPLING ORDER	METHOD	PRESERV.	BOTTLES COUNT/ VOLUME	BOTTLES TYPE	SAMPLE NO.	TIME	CHECKED BY/ DATE
1	VOA	524.2	HCL	3/40ml	VOA	AL090	1320	
~~1A~~	~~VOA~~	~~CLP~~	~~HCL~~	~~3/40ml~~	~~VOA~~			
2	M/E/E	RSK175	HCL	3/40ml	VOA			
3	DOC Filtered	9060	H2S04	2/40ml	VOA			
4	NITRATE/ NITRITE	353.2	H2SO4	1/500ml	P			
5	METALS (5)	LIM02	HNO3	1/ 1 L	P			
6	ALK/CHLOR/SULF	310/300/300	NONE	1/ 1 L	P			
7	Fe+2 (field)	8146		Fe^{+2} = 0.01	mg/L			
8								
9								
10								
11								
12								
13								
14								
15								

QA/QC

BOTTLE COUNTS ARE TRIPLED IF MS/ MSD SAMPLES ARE COLLECTED

QA/QC DUPLICATE SAMPLE COLLECTED? YES (NO)

Duplicate Sample Name: _____

MRD Sample Name: _____

QA/QC rinsate sample name: _____

MATRIX SPIKE sample collected? YES (NO)

INVESTIGATION DERIVED WASTE (IDW):

DATE:				
VOLUME:				
DRUM #, LOCATION:				

COMMENTS: Purge Water on ground
Trip Blank #AL077

SAMPLING RECORD - GROUNDWATER

PARSONS ENGINEERING - SCIENCE, INC.	CLIENT: USACOE	WELL #: MW-56
PROJECT: 1ST QUARTERLY MONITORING - 1997		DATE: 3/20/97
SWMU # (AREA) ASH LANDFILL		INSPECTORS: KKS
SOP NO.: 17		PUMP #:

WEATHER / FIELD CONDITIONS CHECKLIST (RECORD MAJOR CHANGES) — **MONITORING**

DATE	TIME (24 HR)	TEMP (APPRX)	WEATHER (APPRX)	REL. HUMIDITY (GEN)	WIND DIRECTION (0 - 360)	GROUND / SITE SURFACE CONDITIONS	INSTRUMENT OVM-580	READING (UNITS) PPM

WELL DIAMETER FACTORS

DIAMETER (INCHES):	1	1.5	2	3	4	5	6	7	8	9	10
GALLONS / FOOT:	0.041	0.092	0.163	0.367	0.654	1.02	1.47	2.00	2.61	3.30	5.87

STANDING WATER VOLUME = WELL DIAMETER FACTOR * WATER COLUMN

HISTORIC DATA	DEPTH POW (TOC)	DEPTH TOP OF SCREEN	WELL DEV. TURBIDITY	WELL DEV. pH	WELL DEV. SPEC. COND
	6.88'	4.8'	N/A	N/A	N/A

DATA COLLECTED AT WELL SITE	PID READING (OPENING WELL)	STATIC WATER LEVEL	CALCULATED STANDING WATER VOL. (GAL)	DEPTH TO PUMP INTAKE (DEPTH TOS + 2 ft)	PUMPING START TIME
	N/A	3.03	.6	5.8	1427

RADIATION SCREENING DATA	PUMP PRIOR TO SAMPLING (cps)	N/A	PUMP AFTER SAMPLING (cps)	N/A

FINAL MONITORING DATA COLLECTED DURING PURGING OPERATIONS

DATE	TIME (mm)	PUMPING RATE (L/mm)	CUMULATIVE VOL (GALLONS)	TEMPERATURE (C)	SPEC. COND (umhos)	pH	Eh	DISSOLVED OXYGEN	TURBIDITY (NTU)
3/20/97	1459	.190	1.2	2.53	654	6.72	~~26~~ 30	.26	13.1

SAMPLING RECORD - GROUNDWATER

PARSONS ENGINEERING - SCIENCE, INC. | CLIENT: USACOE | WELL #: MW-56

	SAMPLING ORDER	METHOD	PRESERV.	BOTTLES COUNT/ VOLUME	BOTTLES TYPE	SAMPLE NO.	TIME	CHECKED BY/ DATE
1	VOA	524.2	HCL	3/40ml	VOA	AL085	1500	
~~1A~~	~~VOA~~	~~CLP~~	~~HCL~~	~~3/40ml~~	~~VOA~~			
2	M/E/E	RSK175	HCL	3/40ml	VOA			
3	DOC Filtered	9060	H2S04	2/40ml	VOA			
4	NITRATE/ NITRITE	353.2	H2SO4	1/500ml	P			
~~5~~	~~METALS (5)~~	~~LIM02~~	~~HNO3~~	~~1/1 L~~	~~P~~			
6	ALK/CHLOR/SULF	310/300/300	NONE	1/1 L	P			
7	Fe+2 (field)	8146		Fe^{+2} = 0.04 mg/L				
8								
9								
10								
11								
12								
13								
14								
15								

QA/QC

BOTTLE COUNTS ARE TRIPLED IF MS/ MSD SAMPLES ARE COLLECTED

QA/QC DUPLICATE SAMPLE COLLECTED? YES NO

Duplicate Sample Name: _____

MRD Sample Name: _____

QA/QC rinsate sample name: _____

MATRIX SPIKE sample collected? YES NO

INVESTIGATION DERIVED WASTE (IDW):

DATE:				
VOLUME:				
DRUM #, LOCATION:				

COMMENTS: Purge Water on ground
Trip Blank #AL077
Silt in sump - pump out with peristaltic next event

SAMPLING RECORD - GROUNDWATER

PARSONS ENGINEERING - SCIENCE, INC.	CLIENT: USACOE	WELL #: MW-59
PROJECT: 1ST QUARTERLY MONITORING - 1997		DATE: 3/18/97
SWMU # (AREA) ASH LANDFILL		INSPECTORS: KKS
SOP NO.: 17		PUMP #:

WEATHER / FIELD CONDITIONS CHECKLIST (RECORD MAJOR CHANGES) — **MONITORING**

DATE	TIME (24 HR)	TEMP (APPRX)	WEATHER (APPRX)	REL. HUMIDITY (GEN)	WIND DIRECTION (0 - 360)	GROUND / SITE SURFACE CONDITIONS	INSTRUMENT OVM-580	READING (UNITS) PPM

WELL DIAMETER FACTORS

DIAMETER (INCHES):	1	1.5	2	3	4	5	6	7	8	9	10
GALLONS / FOOT	0.041	0.092	0.163	0.367	0.654	1.02	1.47	2.00	2.61	3.30	5.87

STANDING WATER VOLUME = WELL DIAMETER FACTOR * WATER COLUMN

HISTORIC DATA	DEPTH POW (TOC)	DEPTH TOP OF SCREEN	WELL DEV. TURBIDITY	WELL DEV. pH	WELL DEV. SPEC. COND
	9.95'	~ 5' ~~10'~~ KKS	N/A	N/A	N/A

DATA COLLECTED AT WELL SITE	PID READING (OPENING WELL)	STATIC WATER LEVEL	CALCULATED STANDING WATER VOL. (GAL)	DEPTH TO PUMP INTAKE (DEPTH TOS + 2 ft)	PUMPING START TIME
	N/A	2.15'	1.25	7.5'	1605

RADIATION SCREENING DATA	PUMP PRIOR TO SAMPLING (cps)	N/A	PUMP AFTER SAMPLING (cps)	N/A

FINAL MONITORING DATA COLLECTED DURING PURGING OPERATIONS

DATE	TIME (min)	PUMPING RATE (L/min)	CUMULATIVE VOL (GALLONS)	TEMPERATURE (C)	SPEC. COND (umhos)	pH	Eh	DISSOLVED OXYGEN	TURBIDITY (NTU)
3/18/97	1645	.300	2.0	3.88	1257	6.47	211	0.10	2.0

SAMPLING RECORD - GROUNDWATER

PARSONS ENGINEERING - SCIENCE, INC. | CLIENT: USACOE | WELL #: MW-60

	SAMPLING ORDER	METHOD	PRESERV.	BOTTLES COUNT/ VOLUME	BOTTLES TYPE	SAMPLE NO.	TIME	CHECKED BY/ DATE
1	VOA	524.2	HCL	3/40ml	VOA	AL071	1550	
1A	~~VOA~~	~~CLP~~	~~HCL~~	~~3/40ml~~	~~VOA~~			
2	M/E/E	RSK175	HCL	3/40ml	VOA			
3	DOC (Filtered)	9060	H2S04	2/40ml	VOA			
4	NITRATE/ NITRITE	353.2	H2SO4	1/500ml	P			
5	~~METALS (5)~~	~~LIM02~~	~~HNO3~~	~~1/1 L~~	~~P~~			
6	ALK/CHLOR/SULF	310/300/300	NONE	1/1 L	P			
7	Fe+2 (field)	8146		Fe^{+2} = .02mg/l				
8								
9								
10								
11								
12								
13								
14								
15								

QA/QC

BOTTLE COUNTS ARE TRIPLED IF MS/ MSD SAMPLES ARE COLLECTED

QA/QC DUPLICATE SAMPLE COLLECTED? YES (NO)

Duplicate Sample Name: _____

MRD Sample Name: _____

QA/QC rinsate sample name: _____

MATRIX SPIKE sample collected? YES (NO)

INVESTIGATION DERIVED WASTE (IDW):

DATE:				
VOLUME:				
DRUM #, LOCATION:				

COMMENTS: Purge water on ground
Trip Blank Sample # AL070

SAMPLING RECORD - GROUNDWATER

PARSONS ENGINEERING - SCIENCE, INC.	CLIENT: USACOE	WELL #: FH-S
PROJECT: 1ST QUARTERLY MONITORING - 1997		DATE: 3/20/97
SWMU # (AREA) ASH LANDFILL		INSPECTORS: KKS
SOP NO.: 17		PUMP #

WEATHER / FIELD CONDITIONS CHECKLIST (RECORD MAJOR CHANGES) — MONITORING

DATE	TIME (24 HR)	TEMP (APPRX)	WEATHER (APPRX)	REL. HUMIDITY (GEN)	WIND DIRECTION (0 - 360)	GROUND / SITE SURFACE CONDITIONS	INSTRUMENT OVM-580	READING (UNITS) PPM

WELL DIAMETER FACTORS

DIAMETER (INCHES):	1	1.5	2	3	4	5	6	7	8	9	10
GALLONS / FOOT:	0.041	0.092	0.163	0.367	0.654	1.02	1.47	2.00	2.61	3.30	5.87

STANDING WATER VOLUME = WELL DIAMETER FACTOR * WATER COLUMN

HISTORIC DATA	DEPTH POW (TOC)	DEPTH TOP OF SCREEN	WELL DEV. TURBIDITY	WELL DEV. pH	WELL DEV. SPEC. COND
			N/A	N/A	N/A

DATA COLLECTED AT WELL SITE	PID READING (OPENING WELL)	STATIC WATER LEVEL	CALCULATED STANDING WATER VOL. (GAL)	DEPTH TO PUMP INTAKE (DEPTH TOS - 2 ft)	PUMPING START TIME

RADIATION SCREENING DATA	PUMP PRIOR TO SAMPLING (cps)	N/A	PUMP AFTER SAMPLING (cps)	N/A

FINAL MONITORING DATA COLLECTED DURING PURGING OPERATIONS

DATE	TIME (min)	PUMPING RATE (L/min)	CUMULATIVE VOL (GALLONS)	TEMPERATURE (C)	SPEC. COND (umhos)	pH	Eh	DISSOLVED OXYGEN	TURBIDITY (NTU)
3/20/97		?	25						
		Sampled	from	spiggot	in	the	cellar		

SAMPLING RECORD - GROUNDWATER

PARSONS ENGINEERING - SCIENCE, INC. | CLIENT: USACOE | WELL #: FH-3

SAMPLING ORDER		METHOD	PRESERV.	BOTTLES COUNT/ VOLUME	BOTTLES TYPE	SAMPLE NO.	TIME	CHECKED BY/ DATE
1	VOA	524.2	HCL	3/40ml	VOA	AL081	1140	
1A	VOA	CLP	HCL	3/40ml	VOA			
2	M/E/E	RSK175	HCL	3/40ml	VOA			
3	DOC	9060	H2S04	2/40ml	VOA			
4	NITRATE/ NITRITE	353.2	H2SO4	1/500ml	P			
5	METALS (5)	LIM02	HNO3	1/ 1 L	P			
6	ALK/CHLOR/SULF	310/300/300	NONE	1/ 1 L	P			
7	Fe+2 (field)	8146						
8								
9								
10								
11								
12								
13								
14								
15								

QA/QC

BOTTLE COUNTS ARE TRIPLED IF MS/ MSD SAMPLES ARE COLLECTED

QA/QC DUPLICATE SAMPLE COLLECTED? YES NO

Duplicate Sample Name: _____

MRD Sample Name: _____

QA/QC rinsate sample name: _____

MATRIX SPIKE sample collected? YES NO

INVESTIGATION DERIVED WASTE (IDW):

DATE:				
VOLUME:				
DRUM #, LOCATION:				

COMMENTS: Purge water on ground

Trip Blank # AL077

SAMPLING RECORD - GROUNDWATER

PARSONS ENGINEERING - SCIENCE, INC.	CLIENT: USACOE	WELL #: FH-D

PROJECT:	1ST QUARTERLY MONITORING - 1997	DATE:	3/20/97
SWMU # (AREA)	ASH LANDFILL	INSPECTORS:	KKS
SOP NO.:	17	PUMP #:	

WEATHER / FIELD CONDITIONS CHECKLIST (RECORD MAJOR CHANGES) — **MONITORING**

DATE	TIME (24 HR)	TEMP (APPRX)	WEATHER (APPRX)	REL. HUMIDITY (GEN)	WIND DIRECTION (0 - 360)	GROUND / SITE SURFACE CONDITIONS	INSTRUMENT OVM-580	READING (UNITS) PPM

WELL DIAMETER FACTORS

DIAMETER (INCHES):	1	1.5	2	3	4	5	6	7	8	9	10
GALLONS / FOOT:	0.041	0.092	0.163	0.367	0.654	1.02	1.47	2.00	2.61	3.30	5.87

STANDING WATER VOLUME = WELL DIAMETER FACTOR * WATER COLUMN

HISTORIC DATA	DEPTH POW (TOC)	DEPTH TOP OF SCREEN	WELL DEV. TURBIDITY	WELL DEV. pH	WELL DEV. SPEC. COND
			N/A	N/A	N/A

DATA COLLECTED AT WELL SITE	PID READING (OPENING WELL)	STATIC WATER LEVEL	CALCULATED STANDING WATER VOL. (GAL)	DEPTH TO PUMP INTAKE (DEPTH TOS + 2 ft)	PUMPING START TIME

RADIATION SCREENING DATA	PUMP PRIOR TO SAMPLING (cps)	N/A	PUMP AFTER SAMPLING (cps)	N/A

FINAL MONITORING DATA COLLECTED DURING PURGING OPERATIONS

DATE	TIME (min)	PUMPING RATE (L/min)	CUMULATIVE VOL (GALLONS)	TEMPERATURE (C)	SPEC. COND (umhos)	pH	Eh	DISSOLVED OXYGEN	TURBIDITY (NTU)
3/20/97	1140	This well supplies the residential house with potable water - and the family had used it since early AM. Sample was taken from the kitchen faucet.							

SAMPLING RECORD - GROUNDWATER

PARSONS ENGINEERING - SCIENCE, INC. | CLIENT: USACOE | WELL #: FH-D

SAMPLING ORDER		METHOD	PRESERV.	BOTTLES COUNT/ VOLUME	BOTTLES TYPE	SAMPLE NO.	TIME	CHECKED BY/ DATE
1	VOA	524.2	HCL	3/40ml	VOA	AL082	1150	
1A	VOA	CLP	HCL	3/40ml	VOA			
2	M/E/E	RSK175	HCL	3/40ml	VOA			
3	DOC	9060	H2S04	2/40ml	VOA			
4	NITRATE/ NITRITE	353.2	H2SO4	1/500ml	P			
5	METALS (5)	LIM02	HNO3	1/ 1 L	P			
6	ALK/CHLOR/SULF	310/300/300	NONE	1/ 1 L	P			
7	Fe+2 (field)	8146						
8								
9								
10								
11								
12								
13								
14								
15								

QA/QC

BOTTLE COUNTS ARE TRIPLED IF MS/ MSD SAMPLES ARE COLLECTED

QA/QC DUPLICATE SAMPLE COLLECTED? YES NO

Duplicate Sample Name: _____

MRD Sample Name: _____

QA/QC rinsate sample name: _____

MATRIX SPIKE sample collected? YES NO

INVESTIGATION DERIVED WASTE (IDW):

DATE:				
VOLUME:				
DRUM #, LOCATION:				

COMMENTS: Trip Blank # AL077

SAMPLING RECORD - GROUNDWATER

PARSONS ENGINEERING - SCIENCE, INC.	CLIENT: USACOE	WELL #: BRN-S
PROJECT: 1ST QUARTERLY MONITORING - 1997		DATE: 3/20/97
SWMU # (AREA) ASH LANDFILL		INSPECTORS: KKS
SOP NO.: 17		PUMP #

WEATHER / FIELD CONDITIONS CHECKLIST (RECORD MAJOR CHANGES) — **MONITORING**

DATE	TIME (24 HR)	TEMP (APPRX)	WEATHER (APPRX)	REL. HUMIDITY (GEN)	WIND DIRECTION (0 - 360)	GROUND / SITE SURFACE CONDITIONS	INSTRUMENT OVM-580	READING (UNITS) PPM

WELL DIAMETER FACTORS

DIAMETER (INCHES).	1	1.5	2	3	4	5	6	7	8	9	10
GALLONS / FOOT	0.041	0.092	0.163	0.367	0.654	1.02	1.47	2.00	2.61	3.30	5.87

STANDING WATER VOLUME = WELL DIAMETER FACTOR * WATER COLUMN

HISTORIC DATA	DEPTH POW (TOC)	DEPTH TOP OF SCREEN	WELL DEV. TURBIDITY	WELL DEV. pH	WELL DEV. SPEC. COND
			N/A	N/A	N/A

DATA COLLECTED AT WELL SITE	PID READING (OPENING WELL)	STATIC WATER LEVEL	CALCULATED STANDING WATER VOL. (GAL)	DEPTH TO PUMP INTAKE (DEPTH TOS + 2 ft)	PUMPING START TIME

RADIATION SCREENING DATA	PUMP PRIOR TO SAMPLING (cps)	N/A	PUMP AFTER SAMPLING (cps)	N/A

FINAL MONITORING DATA COLLECTED DURING PURGING OPERATIONS

DATE	TIME (min)	PUMPING RATE (L/min)	CUMULATIVE VOL (GALLONS)	TEMPERATURE (C)	SPEC. COND (umhos)	pH	Eh	DISSOLVED OXYGEN	TURBIDITY (NTU)
		Farm Well - Stone lined							
		Sampled with a Teflon Bailer							

SAMPLING RECORD - GROUNDWATER

PARSONS ENGINEERING - SCIENCE, INC. | CLIENT: USACOE | WELL #: BRN-S

SAMPLING ORDER		METHOD	PRESERV.	BOTTLES COUNT/ VOLUME	BOTTLES TYPE	SAMPLE NO.	TIME	CHECKED BY/ DATE
1	VOA	524.2	HCL	3/40ml	VOA	AL080	1130	
1A	VOA	CLP	HCL	3/40ml	VOA			
2	M/E/E	RSK175	HCL	3/40ml	VOA			
3	DOC	9060	H2S04	2/40ml	VOA			
4	NITRATE/ NITRITE	353.2	H2SO4	1/500ml	P			
5	METALS (5)	LIM02	HNO3	1/ 1 L	P			
6	ALK/CHLOR/SULF	310/300/300	NONE	1/ 1 L	P			
7	Fe+2 (field)	8146						
8								
9								
10								
11								
12								
13								
14								
15								

QA/QC

BOTTLE COUNTS ARE TRIPLED IF MS/ MSD SAMPLES ARE COLLECTED

QA/QC DUPLICATE SAMPLE COLLECTED? YES NO

Duplicate Sample Name: _____

MRD Sample Name: _____

QA/QC rinsate sample name: _____

MATRIX SPIKE sample collected? YES NO

INVESTIGATION DERIVED WASTE (IDW):

DATE:				
VOLUME:				
DRUM #, LOCATION:				

COMMENTS:

Trip Blank # AL077

GROUNDWATER ELEVATION REPORT

ENGINEERING-SCIENCE, INC.	CLIENT: USACOE	DATE: 3/18/97
PROJECT: SEAD 1st Quarterly Monitoring - Ash		PROJECT NO: 730769-01002
LOCATION: Ash Landfill		INSPECTOR: MM + KS

MONITORING EQUIPMENT:

INSTRUMENT	DECTECTOR	BGD	TIME	REMARKS

WATER LEVEL INDICATOR:

INSTRUMENT	CORRECTION FACTOR

COMMENTS:

WELL	TIME	DEPTH TO WATER	DEPTH TO PRODUCT	CORRECTED WATER LEVEL	MEASURED POW	INSTALLED POW	PRODUCT SPEC. GRAV.	WELL STATUS / COMMENTS (Lock?, Well #?, Surface Disturbance?, Riser marked?, Condition of riser, concrete, protective casing, etc.)
PT-10	0956	5.30'						
MW-39	1007	1.78'						Pad Cracked
MW-44A	1014	4.70'						No Lock
MW-46	1019	4.51'						
MW-49D	1021	4.32'						
MW-50D	1023	4.09'						
MW-45	1028	2.83'						
MW-48	1031	3.31'						
PT-22	1035	6.63'						
PT-21A	1037	5.19'						
PT-20	1040	5.72'						
PT-12A	1042	5.85'						No Lock
PT-18	1045	5.55'						
PT-19	1049	3.34'						PVC Riser broken @ ground level - debris entering well
MW-32	1053	4.95'						

GROUNDWATER ELEVATION REPORT

ENGINEERING-SCIENCE, INC.	CLIENT:	DATE: 3/18/97
PROJECT: SEAD 1st Quartly Monitoring		PROJECT NO: 730769-01002
LOCATION: Ash Landfill		INSPECTOR: KKS / MM

MONITORING EQUIPMENT:

INSTRUMENT	DECTECTOR	BOD	TIME	REMARKS

WATER LEVEL INDICATOR:

INSTRUMENT	CORRECTION FACTOR

COMMENTS:

WELL	TIME	DEPTH TO WATER	DEPTH TO PRODUCT	CORRECTED WATER LEVEL	MEASURED POW	INSTALLED POW	PRODUCT SPEC. GRAV.	WELL STATUS / COMMENTS (Lock?, Well #?, Surface Disturbance?, Riser marked?, Condition of riser, concrete, protective casing, etc.)
MW-51D	1308	3.00'						Pad cracked
MW-52D	1309	2.60						No Pad
MW-36	1314	2.46						
MW-35	1316	2.35						Pad Heaved + Broken
MW-56	1320	3.05						PVC Riser + Protective Casing badly Heaved
								TOR is slightly above the protective casing
								Pad is heaved 0.5 foot
MW-58D	1322	1.73						No Pad
MW-57D	1325	1.95						Pad broken

2. Chain-of-Custody Forms

CHAIN-OF-CUSTODY RECORD

PAGE 1 OF 1

PARSONS
ENGINEERING-SCIENCE, INC.
Prudential Center
Boston, MA 02199
Phone: 617-859-2000
Fax: 617-859-2043

JOB NO. 730769-01002
PROJECT SEAD - 1st Quarterly Monitoring '97 - Ash
CONTACT M. Duchesneau

LABORATORY ITS
ADDRESS Colchester, VT
CONTACT Chris Ouellette

SAMPLE NO.	LABORATORY SAMPLE NO.	SAMPLING DATE	SAMPLING TIME	SAMPLE DEPTH	SAMPLE MATRIX.	VOA 524.2	SVOC	METALS	PEST/PCB	CN	HERB	TPH	DOC	Nitrate/Nitrite	Alk/Sulf. Chlor.	NO. OF CONTAINERS	COMMENTS (Special instructions, cautions, etc.)
AL070		3/18/97	1445	—	water	X										2	Provided by ES-Trip Blank
AL071		3/18/97	1550	8.0'	water	X							X	X	X	7	
AL072		3/18/97	1650	7.5	water	X							X	X	X	7	
AL073		3/19/97	0940	17.5	water	X							X	X	X	7	
AL074		3/19/97	1105	11.0'	water	X							X	X	X	7	
AL075		3/19/97	1320	9.0'	water	X							X	X	X	7	
AL076		3/19/97	1430	8.0'	water	X							X	X	X	7	

KKS

	VOA Vial	Glass Bottle	Plastic Bottle	Preservative	Container Volume
VOA 524.2	X			C A	40 ml
DOC	X			E A	40 ml
Nitrate/Nitrite			X	E A	500 ml
Alk/Sulf. Chlor.			X	A	1 L

Sampled and Relinquished by
Sign
Print Kerry Smith
Firm Parsons ES
Date 3/19/97 Time 1620

Received by
Sign
Print
Firm
Date Time

Relinquished by
Sign
Print
Firm
Date Time

Received by
Sign
Print
Firm
Date Time

Evidence Samples tampered with? ☐ No ☐ Yes
If Yes, explain in remarks.

PRESERVATION KEY:
A - Ice
B - Filtered
C - Acidified with HCl
D - Acidified with HNO_3
E - Acidified with H_2SO_4
F - NaOH + Ascorbic
G - Other

REMARKS: (Sample storage, nonstandard sample bottles)
DOC - Filtered

Cooler #:

ESB - Form COC1 White - return with data Yellow - lab copy Pink - Sampler copy

CHAIN-OF-CUSTODY RECORD

PARSONS
ENGINEERING-SCIENCE, INC.
Prudential Center
Boston, MA 02199
Phone: 617-859-2000
Fax: 617-859-2043

JOB NO. 730769-01002
PROJECT SEAD - 1st Quarterly Monitoring '97 - Ash
CONTACT Mike Duchesneau 617-869-2492

LABORATORY Evergreen Analytical
ADDRESS Wheat Ridge CO
CONTACT Shea Greiner

SAMPLE NO.	LABORATORY SAMPLE NO.	SAMPLING DATE	SAMPLING TIME	SAMPLE DEPTH	SAMPLE MATRIX	VOA	SVOC	METALS	PEST/PCB	CN	HERB	TPH	Methane Ethane/Ethylene			NO. OF CONTAINERS	COMMENTS (Special instructions, cautions, etc.)
AL071		3/18/97	1550		water								X			3	
AL072		3/18/97	1650		↓								X			3	
AL073		3/19/97	0940										X			3	
AL074		3/19/97	1105										X			3	
AL075		3/19/97	1320										X			3	
AL076		3/19/97	1430										X			3	

KKS

Sampled and Relinquished by
Sign
Print Kerry Smith
Firm Parsons ES
Date 3/19/97 Time 1620

Received by
Sign
Print
Firm
Date Time

Relinquished by
Sign
Print
Firm
Date Time

Received by
Sign
Print
Firm
Date Time

	VOA	SVOC	METALS	PEST/PCB	CN	HERB	TPH	Methane Ethane/Ethylene			
VOA Vial								X			
Glass Bottle											
Plastic Bottle											
Preservative								C A			
Container Volume								40 ml			

PRESERVATION KEY: A - Ice; B - Filtered; C - Acidified with HCl; D - Acidified with HNO_3; E - Acidified with H_2SO_4; F - NaOH + Ascorbic; G - Other

REMARKS: (Sample storage, nonstandard sample bottles)
Keep Cooler

Cooler #:

Evidence Samples tampered with? ☐ No ☐ Yes
If Yes, explain in remarks.

ESB - Form COC1 White - return with data Yellow - lab copy Pink - Sampler copy

CHAIN-OF-CUSTODY RECORD

PARSONS
ENGINEERING-SCIENCE, INC.
Prudential Center
Boston, MA 02199
Phone: 617-859-2000
Fax: 617-859-2043

JOB NO. 730769-01002
PROJECT SEAD - 1st Quarterly Monitoring '97 - Ash
CONTACT Mike Duchesneau

LABORATORY ITS
ADDRESS Colchester, VT
CONTACT Chris Ouellette

SAMPLE NO.	LABORATORY SAMPLE NO.	SAMPLING DATE	SAMPLING TIME	SAMPLE DEPTH	SAMPLE MATRIX	VOA 524.2	SVOC	METALS (5)	PEST/PCB	CN	HERB	TPH	DOC	Nitrate/Nitrite	Alk/Chlor. S.U.S.	NO. OF CONTAINERS	COMMENTS (Special instructions, cautions, etc.)
AL077		3/~~20~~ 10/97 KFS	1445	—	water	X										2	Trip Blank
AL078		3/20/97	0720	—	water	X										3	Field Blank
AL079		3/20/97	1035	~~7.5 kg~~	water	X							X	X	X	7	
AL080		3/20/97	1130	—	water	X										3	
AL081		3/20/97	1140	—	water	X										3	
AL082		3/20/97	1150	—	water	X										3	
AL083		3/20/97	1325	-	water	X							X	X	X	7	Matrix Spike - VOA Only
AL084		3/20/97	1325	—	water	X										3	
AL085		3/20/97	1500	-	water	X							X	X	X	7	
AL086		3/20/97	1600	—	water	X							X	X	X	7	
AL089		3/21/97	1100	-	water	X		X					X	X	X	8	
AL090		3/21/97	1320	—	water	X							X	X	X	7	

KFS

	VOA Vial	Glass Bottle	Plastic Bottle	Preservative	Container Volume
	X			C A	40 ml
			X	D A	1 L
	X			E A	40 ml
			X	E A	500 ml
			X	A	1 L

Sampled and Relinquished by
Sign
Print Kerry Smith
Firm Parsons Engineering Science
Date 3/21/97 Time 1615

Received by
Sign
Print
Firm
Date Time

Relinquished by
Sign
Print
Firm
Date Time

Received by
Sign
Print
Firm
Date Time

Evidence Samples tampered with? ☐ No ☐ Yes
If Yes, explain in remarks.

PRESERVATION KEY:
A - Ice
B - Filtered
C - Acidified with HCl
D - Acidified with HNO_3
E - Acidified with H_2SO_4
F - NaOH + Ascorbic
G - Other

REMARKS: (Sample storage, nonstandard sample bottles)
DOC - Filtered (0.45 μm)

End of 1st SDG (VOC 524.2) Group

Cooler #:

ESB - Form COC1 White - return with data Yellow - lab copy Pink - Sampler copy

CHAIN-OF-CUSTODY RECORD

PARSONS
ENGINEERING-SCIENCE, INC.
Prudential Center
Boston, MA 02199
Phone: 617-859-2000
Fax: 617-859-2043

JOB NO. 730769-01002
PROJECT SEAD-1st Quarterly Monitoring '97 - Ash
CONTACT Mike Duchesneau

LABORATORY ITS
ADDRESS Colchester VT
CONTACT Chris Ouellette

SAMPLE NO.	LABORATORY SAMPLE NO.	SAMPLING DATE	SAMPLING TIME	SAMPLE DEPTH	SAMPLE MATRIX	ANALYSES: NYSDEC CLP VOA	SVOC	METALS	PEST/PCB	CN	HERB	TPH	DOC	Nitrate	Nitrite	Nitrite/Chloride Sulfate	NO. OF CONTAINERS	COMMENTS (Special instructions, cautions, etc.)
AL091		3/21/97	1430	-	water	X							X	X	X		7	

KKS

KKS

VOA Vial	X							X				
Glass Bottle												
Plastic Bottle												
Preservative	C A							E A	E A	A		
Container Volume	40 ml							40 ml	500 ml	1 L		

Sampled and Relinquished by
Sign
Print Kerry Smith
Firm Parsons Engineering Science
Date 3/21/97 Time 1630

Received by
Sign
Print
Firm
Date Time

Relinquished by
Sign
Print
Firm
Date Time

Received by
Sign
Print
Firm
Date Time

Evidence Samples tampered with? ☐ No ☐ Yes
If Yes, explain in remarks.

PRESERVATION KEY:
A - Ice
B - Filtered
C - Acidified with HCl
D - Acidified with HNO_3
E - Acidified with H_2SO_4
F - NaOH + Ascorbic
G - Other

REMARKS: (Sample storage, nonstandard sample bottles)
Start 2nd SDG
(VOC-NYSDEC CLP Group)

Cooler #:

ESB - Form COC1 White - return with data Yellow - lab copy Pink - Sampler copy

CHAIN-OF-CUSTODY RECORD

PAGE 1 OF 1

PARSONS
ENGINEERING-SCIENCE, INC.
Prudential Center
Boston, MA 02199
Phone: 617-859-2000
Fax: 617-859-2043

JOB NO. 730769-01002
PROJECT SEAD - 1st Quarterly Monitoring '97 - ASH
CONTACT M. Duchesneau

LABORATORY ITS
ADDRESS Colchester, VT
CONTACT Chris Ovllette

SAMPLE NO.	LABORATORY SAMPLE NO.	SAMPLING DATE	SAMPLING TIME	SAMPLE DEPTH	SAMPLE MATRIX	VOA CLP	SVOC	METALS (5)	PEST/PCB	CN	HERB	TPH	DOC	Nitrate Nitrite	Alk/Chlor. Sulf	NO. OF CONTAINERS	COMMENTS (Special instructions, cautions, etc.)
AL097		3/23/97	0930		water	X		X					X	X	X	8	DOC Filtered
AL098		↓	1050		↓	X		X					X	X	X	8	"
AL099		↓	0930		↓			X								1	
AL088		3/22/97	0815		water	X										3	Field Blank
AL087		3/10/97	1445			X										3	Trip Blank
AL092		3/22/97	1000			X							X	X	X	7	
AL093			1130			X		X					X	X	X	8	
AL094			1400			X							X	X	X	7	Matrix Spike - VOC's Only
AL095			1400			X							X	X	X	7	
AL096			1615			X							X	X	X	7	
					VOA Vial	X							X				
					Glass Bottle												
					Plastic Bottle			X						X	X		
					Preservative	C A		D A					E A	E A	A		
					Container Volume	40 ml		~~D~~ 1L					40 ml	500 ml	1 L		

Sampled and Relinquished by
Sign
Print Kerry Smith
Firm Parsons Engineering Science
Date 3/23/97 Time 1300

Received by
Sign
Print MARTIN N. MILLER
Firm ParsonsES
Date 3/23/97 Time 1300

Relinquished by
Sign
Print
Firm
Date Time

Received by
Sign
Print
Firm
Date Time

Evidence Samples tampered with? ☐ No ☐ Yes
If Yes, explain in remarks.

PRESERVATION KEY: A - Ice; B - Filtered; C - Acidified with HCl; D - Acidified with HNO_3; E - Acidified with H_2SO_4; F - NaOH + Ascorbic; G - Other

REMARKS: (Sample storage, nonstandard sample bottles)
End of Project
Close 2nd SDG

Keep Cooler

Cooler #:

ESB - Form COC1 White - return with data Yellow - lab copy Pink - Sampler copy

CHAIN-OF-CUSTODY RECORD

PAGE 1 OF 1

PARSONS
ENGINEERING-SCIENCE, INC.
Prudential Center
Boston, MA 02199
Phone: 617-859-2000
Fax: 617-859-2043

JOB NO. 730769-01002
PROJECT SEAD - 1st Quarterly Monitoring 97 - Ash
CONTACT Mike Duchesneau

LABORATORY Missouri River Division Laboratory
ADDRESS 420 South 18th STREET
CONTACT Omaha, Nebraska 68102

SAMPLE NO.	LABORATORY SAMPLE NO.	SAMPLING DATE	SAMPLING TIME	SAMPLE DEPTH	SAMPLE MATRIX	VOA	SVOC	METALS	PEST/PCB	CN	HERB	TPH	VOC 8260B	CH4 ETH ETE	NO. OF CONTAINERS	COMMENTS (Special instructions, cautions, etc.)
PT24MRD		3/22/97	1400		WATER								X	X	6	
PT24MRD-R		3/22/97	0815		WATER								X	X	6	FIELD BLANK
PT24TBMRD		3/10/97	1445		WATER								X		2	TRIP BLANK
																(1) METHANE/ETHANE/ETHENE
VOA Vial													X	X		
Glass Bottle																
Plastic Bottle																
Preservative													C A	C A		
Container Volume													40 ml	40 ml		

Sample Custodian

Sampled and Relinquished by
Sign [signature]
Print Kerry Smith
Firm Parsons Engineering Science
Date 3/23/97 Time 1300

Received by [signature]
Sign
Print MARTIN N. MILLER
Firm Parsons ES
Date 3/23/97 Time 1500

Relinquished by
Sign
Print
Firm
Date Time

Received by
Sign
Print
Firm
Date Time

Evidence Samples tampered with? ☐ No ☐ Yes
If Yes, explain in remarks.

PRESERVATION KEY:
A - Ice
B - Filtered
C - Acidified with HCl
D - Acidified with HNO_3
E - Acidified with H_2SO_4
F - NaOH + Ascorbic
G - Other

REMARKS: (Sample storage, nonstandard sample bottles)
This Shipment contains all samples in SDG

LIMS - 4440

Return cooler to:
Parsons Engineering Science
101 Huntington Ave
Boston, MA 02199

Cooler #:

ESB - Form COC1 White - return with data Yellow - lab copy Pink - Sampler copy

CHAIN OF CUSTODY RECORD / ANALYTICAL SERVICES REQUEST

Evergreen Analytical Inc.

4036 Youngfield St.
Wheat Ridge, Colorado 80033
(303) 425-6021
FAX (303) 425-6854
(800) 845-7400

COMPANY Parsons Engineering Science
ADDRESS 101 Huntington Ave
CITY Boston STATE MA ZIP 02199
PHONE# 617-859-2000 FAX # 617-859-2043 FAX RESULTS Y / (N)

Sampler Name:
(signature)
(print) Kerry Smith

Evergreen Analytical Cooler No. 378
Cooler Received

CLIENT CONTACT (print) Mike Duchesneau
PROJECT I.D. 730769-01002
EAL. QUOTE # 417 P.O.# 730769-011
TURNAROUND REQUIRED* ☒ STD (2 wks) ☐ STD UST (3 day)
☐ Other (Specify)
*expedited turnaround subject to additional fee

Please **PRINT** all information:

EAL use only
Do not write in shaded area

EAL
Project #
Custodian

CLIENT SAMPLE IDENTIFICATION	DATE SAMPLED	TIME	No. of Containers	MATRIX: Water-Drinking/Discharge/Ground (circle)	MATRIX: Soil / Solid	MATRIX: Oil / Sludge	ANALYSIS REQUESTED: TCLP VOA/BNA/Pest/Herb/Metals (circle)	VOA 8260/624/524.2 (circle)	BNA 8270/625 (circle)	Pesticides 8080/608 (circle)	Pest/PCBs 8080/608/508 (circle)	Herbicides 8150/515 (circle)	PCB Screen	BTEX 8020/602 (circle)/MTBE (circle)	TRPH 418.1/Oil & Grease 413.1 (circle)	TVPH 8015mod. (Gasoline)	TEPH 8015mod. (Diesel)	Total Metals-DW / NPDES / SW846 (circle & list metals below)	Dissolved Metals - DW / SW846 (circle & list metals below)	Methane / Ethane / Ethene					EAL Sample No.
AL079	3/20/97	1035	3	X																X						
AL083	3/20/97	1325	3	X	KKS								KKS							X				KKS		
AL085	3/20/97	1500	3	X																X						
AL086	3/20/97	1600	3	X																X						
AL089	3/21/97	1100	3	X																X						
AL090	3/21/97	1320	3	X																X						
AL091	3/21/97	1430	3	X																X						
KKS																										
HT:																										Location
DD:																										Container Size

Instructions: Method RSKSOP 175 Evergreen Contact: Shea Greiner

Relinquished by: (Signature)	Date/Time	Received by: (Signature)	Date/Time	Relinquished by: (Signature)	Date/Time	Received by: (Signature)	Date/Time
	3/21/97 1600hrs						

CHAIN OF CUSTODY RECORD / ANALYTICAL SERVICES REQUEST

Evergreen Analytical Inc.

4036 Youngfield St.
Wheat Ridge, Colorado 80033
(303) 425-6021
FAX (303) 425-6854
(800) 845-7400

Page ___ of 1

COMPANY Parsons Engineering Science
ADDRESS 101 Huntington Ave
CITY Boston STATE MA ZIP 02141
PHONE# (617) 859-2000 FAX # (617) 859-2043

CLIENT CONTACT (print) MIKE DUCHESNEAU
PROJECT I.D. 730769-01002
EAL. QUOTE # 417 P.O.# 730769-01002
TURNAROUND REQUIRED* ☒ STD (2 wks) ☐ STD UST (3 day)
☐ Other (Specify) ___
*expedited turnaround subject to additional fee

Sampler Name:
(signature) ___
(print) Kerry Smith

Evergreen Analytical Cooler No. ___
Cooler Received ___

Please **PRINT** all information:

CLIENT SAMPLE IDENTIFICATION	DATE SAMPLED	TIME	No. of Containers	MATRIX: Water-Drinking/Discharge/Ground (circle)	MATRIX: Soil / Solid	MATRIX: Oil / Sludge	TCLP VOA/BNA/Pest/Herb/Metals (circle)	VOA 8260/624/524.2 (circle)	BNA 8270/625 (circle)	Pesticides 8080/608 (circle)	Pest/PCBs 8080/608/508 (circle)	Herbicides 8150/515 (circle)	PCB Screen	BTEX 8020/602 (circle)/MTBE (circle)	TRPH 418.1/Oil & Grease 413.1 (circle)	TVPH 8015mod. (Gasoline)	TEPH 8015mod. (Diesel)	Total Metals-DW / NPDES / SW846 (circle & list metals below)	Dissolved Metals - DW / SW846 (circle & list metals below)	Methane / Ethane / Ethene						EAL Sample No.
AL088	03/21/97	0815	3	X																X						
AL092	03/22/97	1000	3	X	KKS								KKS							X			KKS			
AL093	03/22/97	1130	3	X																X						
AL094	03/22/97	1400	3	X																X						
AL095	03/22/97	1400	3	X																X						
AL096	03/22/97	1615	3	X																X						
AL097	03/23/97	0930	3	X																X						
AL098	03/23/97	1050	3	X																X						

EAL use only
Do not write in shaded area

EAL
Project # ___
Custodian ___

HT:
DD:

Location
Container Size

Instructions: METHOD RSK SOP 175
AL088 = Field Blank
AL094 = Matrix Spike

Evergreen Contact: Shea Greiner
Sampling Event Complete - Close SDG

Relinquished by: (Signature)	Date/Time	Received by: (Signature)	Date/Time	Relinquished by: (Signature)	Date/Time	Received by: (Signature)	Date/Time
[signature]	1300hrs 3/23/97	[signature]	3/23/97 1300hrs				

APPENDIX B

1. Historical Data Summary Tables

PT-11
Ash Landfill

Parameters	Source: Units	Galson Oct 1987	Galson Mar 1989	NET Jan 1990 1	NET Mar 1990 1	NET June 1990 2	NET Sept 1990 3	NET Dec 1990 4	NET Mar 1991 1	NET June 1991 2	NET Sept 1991 3	NET Dec 1991 4	NET Mar 1992 2	NET June 1992 3	GTC Dec 1992 4	PES Jan 1993 1	PES April 1993 2	PES June 1993 3
VOLATILE ORGANICS		624		624	624	624	624	624	624	624	624	624	624	624	624	NYSCLP	NYSCLP	NYSCLP
Chloromethane	µg/L	ND	-	ND	ND	ND	270	ND	17	ND	3.19	ND	ND	ND	ND	ND	ND	ND
Bromomethane	µg/L	ND	-	ND	ND	ND	ND	ND	ND	ND	ND	ND	ND	ND	ND	ND	ND	ND
Vinyl Chloride	µg/L	ND	-	ND	ND	ND	ND	ND	ND	ND	ND	ND	ND	ND	ND	ND	ND	ND
Chloroethane	µg/L	ND	-	ND	ND	ND	ND	ND	ND	ND	ND	ND	ND	ND	ND	ND	ND	ND
Methylene Chloride	µg/L	ND	-	ND	ND	ND	ND	ND	ND	ND	ND	ND	ND	ND	ND	ND	2	ND
1,1-Dichloroethene	µg/L	ND	-	1.5	ND	ND	ND	ND	ND	ND	ND	ND	ND	ND	ND	ND	ND	ND
1,1-Dichloroethane	µg/L	ND	-	ND	ND	ND	ND	ND	ND	ND	ND	ND	ND	ND	ND	ND	ND	ND
Chloroform	µg/L	ND	-	ND	ND	ND	ND	2	ND	ND	ND	ND	ND	ND	ND	ND	ND	ND
1,2-Dichloroethane	µg/L	ND	-	ND	ND	ND	ND	ND	ND	ND	ND	ND	ND	ND	ND	ND	ND	ND
1,1,1-Trichloroethane	µg/L	ND	-	ND	ND	ND	ND	ND	2	ND	ND	ND	ND	ND	ND	ND	ND	ND
Carbon Tetrachloride	µg/L	ND	-	ND	ND	ND	ND	ND	ND	ND	ND	ND	ND	ND	ND	ND	ND	ND
Bromodichloromethane	µg/L	ND	-	ND	ND	ND	ND	ND	ND	ND	ND	ND	ND	ND	ND	ND	ND	ND
1,2-Dichloropropane	µg/L	ND	-	ND	ND	ND	ND	ND	ND	ND	ND	ND	ND	ND	ND	ND	ND	ND
cis-1,3-Dirchloropropene	µg/L	ND	-	ND	ND	ND	ND	ND	ND	ND	ND	ND	ND	ND	ND	ND	ND	ND
Trichloroethene	µg/L	ND	-	ND	ND	ND	ND	ND	1	ND	2.66	ND	ND	ND	ND	ND	ND	ND
Dibromochloromethane	µg/L	ND	-	ND	ND	ND	ND	ND	ND	ND	ND	ND	ND	ND	ND	ND	ND	ND
1,1,2-Trichloroethane	µg/L	ND	-	ND	ND	ND	ND	ND	ND	ND	ND	ND	ND	ND	ND	ND	ND	ND
Benzene	µg/L	ND	-	ND	ND	ND	ND	ND	ND	ND	ND	ND	ND	ND	ND	ND	ND	ND
trans-1,3-Dichloropropene	µg/L	ND	-	ND	ND	ND	ND	ND	ND	ND	ND	ND	ND	ND	ND	ND	ND	ND
Bromoform	µg/L	ND	-	ND	ND	ND	ND	ND	ND	ND	ND	ND	ND	ND	ND	ND	ND	ND
Tetrachloroethene	µg/L	ND	-	ND	ND	ND	ND	ND	4	ND	ND	ND	ND	ND	ND	ND	ND	ND
1,1,2,2-Tetrachloroethane	µg/L	ND	-	ND	ND	ND	ND	ND	ND	ND	ND	ND	ND	ND	ND	ND	ND	ND
Toluene	µg/L	ND	-	ND	ND	ND	ND	ND	ND	ND	ND	ND	ND	ND	ND	ND	ND	ND
Chlorobenzene	µg/L	ND	-	ND	ND	ND	ND	ND	ND	ND	ND	ND	ND	ND	ND	ND	ND	ND
Ethylbenzene	µg/L	ND	-	ND	ND	ND	ND	ND	ND	ND	ND	ND	ND	ND	ND	ND	ND	ND
2-Chloroethylvinyl Ether	µg/L	ND	-	ND	ND	ND	ND	ND	ND	ND	ND	ND	ND	ND	ND	-	-	-
1,3-Dichlorobenzene	µg/L	ND	-	ND	ND	ND	ND	ND	ND	ND	ND	ND	ND	ND	-	-	-	-
1,2-Dichlorobenzene	µg/L	ND	-	ND	ND	ND	ND	ND	ND	ND	ND	ND	ND	ND	-	-	-	-
1,4-Dichlorobenzene	µg/L	ND	-	ND	ND	ND	ND	ND	ND	ND	ND	ND	ND	ND	-	-	-	-
1,2-Dichloroethene (total)	µg/L	-	-	-	-	-	-	-	-	-	-	-	-	-	-	ND	ND	ND
cis-1,2-Dichloroethene	µg/L	-	-	-	-	-	-	-	-	-	-	-	-	-	ND	-	-	-
trans-1,2-Dichloroethene	µg/L	ND	-	ND	ND	ND	ND	ND	ND	ND	ND	ND	ND	ND	ND	-	-	-
Trichlorofluoromethane	µg/L	ND	-	ND	ND	ND	ND	ND	ND	ND	ND	ND	ND	ND	ND	-	-	-
Acetone	µg/L	-	-	-	-	-	-	-	-	-	-	-	-	-	-	-	ND	ND
Carbon Disulfide	µg/L	-	-	-	-	-	-	-	-	-	-	-	-	-	-	-	ND	ND
4-Methyl-2 Pentanone	µg/L	-	-	-	-	-	-	-	-	-	-	-	-	-	-	-	ND	ND
2-Hexanone	µg/L	-	-	-	-	-	-	-	-	-	-	-	-	-	-	-	ND	ND
Styrene	µg/L	-	-	-	-	-	-	-	-	-	-	-	-	-	-	-	ND	ND
Xylene (total)	µg/L	-	-	-	-	-	-	-	-	-	-	-	-	-	-	-	ND	ND
Total Volatile Organics	µg/L	0	0	1.5	0	0	270	2	24	0	5.85	0	0	0	0	0	2	0

PT-11
Ash Landfill

Parameters	Source: Units	PES Nov 1993 4	PES Jan 1994 1	PES July 1994 2	PES Sept 1994 3	PES Dec 1994 4	PES Mar 1995 1	PES June 1995 2	PES Sept 1995 3	PES Jan 1996 4	PES Mar 1996 1	PES June 1996 2	PES Sept 1996 3	PES Dec 1996 4	PES Mar 1997 1
VOLATILE ORGANICS		NYSCLP	NYSCLP	NYSCLP				524.2	524.2	524.2	524.2	524.2	524.2	524.2	524.2
Chloromethane	µg/L	ND	ND	ND	-	-	-	ND	ND	ND	ND	ND	ND	ND	ND
Bromomethane	µg/L	ND	ND	ND	-	-	-	ND	ND	ND	ND	ND	ND	ND	ND
Vinyl Chloride	µg/L	ND	ND	ND	-	-	-	ND	ND	ND	ND	ND	ND	ND	ND
Chloroethane	µg/L	ND	ND	ND	-	-	-	ND	ND	ND	ND	ND	ND	ND	ND
Methylene Chloride	µg/L	ND	ND	ND	-	-	-	ND	ND	ND	ND	ND	ND	ND	ND
1,1-Dichloroethene	µg/L	ND	ND	ND	-	-	-	ND	ND	ND	ND	ND	ND	ND	ND
1,1-Dichloroethane	µg/L	ND	ND	ND	-	-	-	ND	ND	ND	ND	ND	ND	ND	ND
Chloroform	µg/L	ND	ND	ND	-	-	-	ND	ND	ND	ND	ND	ND	ND	ND
1,2-Dichloroethane	µg/L	ND	ND	ND	-	-	-	ND	ND	ND	ND	ND	ND	ND	ND
1,1,1-Trichloroethane	µg/L	ND	ND	ND	-	-	-	ND	ND	ND	ND	ND	ND	ND	ND
Carbon Tetrachloride	µg/L	ND	ND	ND	-	-	-	ND	ND	ND	ND	ND	ND	ND	ND
Bromodichloromethane	µg/L	ND	ND	ND	-	-	-	ND	ND	ND	ND	ND	ND	ND	ND
1,2-Dichloropropane	µg/L	ND	ND	ND	-	-	-	ND	ND	ND	ND	ND	ND	ND	ND
cis-1,3-Dirchloropropene	µg/L	ND	ND	ND	-	-	-	ND	ND	ND	ND	ND	ND	ND	ND
Trichloroethene	µg/L	ND	ND	ND	-	-	-	ND	ND	ND	ND	ND	ND	ND	ND
Dibromochloromethane	µg/L	ND	ND	ND	-	-	-	ND	ND	ND	ND	ND	ND	ND	ND
1,1,2-Trichloroethane	µg/L	ND	ND	ND	-	-	-	ND	ND	ND	ND	ND	ND	ND	ND
Benzene	µg/L	ND	ND	ND	-	-	-	ND	ND	ND	ND	ND	ND	ND	ND
trans-1,3-Dichloropropene	µg/L	ND	ND	ND	-	-	-	ND	ND	ND	ND	ND	ND	ND	ND
Bromoform	µg/L	ND	ND	ND	-	-	-	ND	ND	ND	ND	ND	ND	ND	ND
Tetrachloroethene	µg/L	ND	ND	ND	-	-	-	ND	ND	ND	ND	ND	ND	ND	ND
1,1,2,2-Tetrachloroethane	µg/L	ND	ND	ND	-	-	-	ND	ND	ND	ND	ND	ND	ND	ND
Toluene	µg/L	ND	ND	ND	-	-	-	ND	ND	ND	ND	ND	ND	ND	ND
Chlorobenzene	µg/L	ND	ND	ND	-	-	-	ND	ND	ND	ND	ND	ND	ND	ND
Ethylbenzene	µg/L	ND	ND	ND	-	-	-	ND	ND	ND	ND	ND	ND	ND	ND
2-Chloroethylvinyl Ether	µg/L	-	-	-	-	-	-	ND	ND	ND	ND	ND	ND	ND	ND
1,3-Dichlorobenzene	µg/L	-	-	-	-	-	-	ND	ND	ND	ND	ND	ND	ND	ND
1,2-Dichlorobenzene	µg/L	-	-	-	-	-	-	ND	ND	ND	ND	ND	ND	ND	ND
1,4-Dichlorobenzene	µg/L	-	-	-	-	-	-	ND	ND	ND	ND	ND	ND	ND	ND
1,2-Dichloroethene (total)	µg/L	ND	ND	ND	-	-	-	ND	ND	ND	ND	ND	ND	ND	ND
cis-1,2-Dichloroethene	µg/L	-	-	-	-	-	-	ND	ND	ND	ND	ND	ND	ND	ND
trans-1,2-Dichloroethene	µg/L	-	-	-	-	-	-	ND	ND	ND	ND	ND	ND	ND	ND
Trichlorofluoromethane	µg/L	-	-	-	-	-	-	ND	ND	ND	ND	ND	ND	ND	ND
Acetone	µg/L	ND	ND	ND	-	-	-	ND	ND	ND	ND	ND	ND	7	5
Carbon Disulfide	µg/L	ND	ND	ND	-	-	-	ND	ND	ND	ND	ND	ND	ND	ND
4-Methyl-2 Pentanone	µg/L	ND	ND	ND	-	-	-	ND	ND	ND	ND	ND	ND	ND	ND
2-Hexanone	µg/L	ND	ND	ND	-	-	-	ND	ND	ND	ND	ND	ND	ND	ND
Styrene	µg/L	ND	ND	ND	-	-	-	ND	ND	ND	ND	ND	ND	ND	ND
Xylene (total)	µg/L	ND	ND	ND	-	-	-	ND	ND	ND	ND	ND	ND	ND	ND
Total Volatile Organics	µg/L	0	0	0	0	0	0	0	0	0	0	0	0	7	5

PT-11
Ash Landfill

Parameters	Source: Units	Galson Oct 1987	Galson Mar 1989	NET Jan 1990 1	NET Mar 1990 1	NET June 1990 2	NET Sept 1990 3	NET Dec 1990 4	NET Mar 1991 1	NET June 1991 2	NET Sept 1991 3	NET Dec 1991 4	NET Mar 1992 2	NET June 1992 3	GTC Dec 1992 4	PES Jan 1993 1	PES April 1993 2	PES June 1993 3
METALS																		
Aluminum	mg/L	-	-	-	-	-	-	-	-	-	-	-	-	-	-	13.7	-	4090.00
Antimony	mg/L	-	-	-	-	-	-	-	-	-	-	-	-	-	-	ND	-	ND
Arsenic	mg/L	ND	ND	-	ND	-	0.04	-	ND	-	ND	-	ND	-	-	0.0024	-	1.20
Barium	mg/L	0.08	0.095	-	2.1	-	3	-	0.083	-	0.23	-	0.271	-	-	0.333	-	155.00
Beryllium	mg/L	-	-	-	-	-	-	-	-	-	-	-	-	-	-	0.0013	-	0.43
Cadmium	mg/L	ND	ND	-	ND	-	ND	-	ND	-	ND	-	ND	-	-	ND	-	ND
Calcium	mg/L	-	-	-	-	-	-	-	-	-	-	-	-	-	-	334	-	135000.00
Chromium	mg/L	ND	ND	-	0.016	-	0.25	-	ND	-	ND	-	ND	-	-	0.0161	-	5.000
Cobalt	mg/L	-	-	-	-	-	-	-	-	-	-	-	-	-	-	0.0372	-	ND
Copper	mg/L	-	-	-	-	-	-	-	-	-	-	-	-	-	-	0.0403	-	6.20
Iron	mg/L	ND	ND	-	140	-	270	-	1.68	-	12.8	-	15.8	-	-	17.8	-	4860.000
Lead	mg/L	ND	ND	-	0.05	-	0.06	-	ND	-	ND	-	ND	-	-	0.0177	-	3.00
Magnesium	mg/L	-	-	-	-	-	-	-	-	-	-	-	-	-	-	69.2	-	37500.00
Manganese	mg/L	-	-	-	-	-	-	-	-	-	-	-	-	-	-	3.18	-	181.000
Mercury	mg/L	ND	ND	-	ND	-	ND	-	ND	-	ND	-	ND	-	-	0.00015	-	ND
Nickel	mg/L	-	-	-	-	-	-	-	-	-	-	-	-	-	-	0.0355	-	ND
Potassium	mg/L	2.63	2.1	-	20	-	26	-	2.48	-	4.47	-	4.7	-	-	5.27	-	3590.00
Selenium	mg/L	ND	ND	-	ND	-	ND	-	ND	-	ND	-	ND	-	-	ND	-	ND
Silver	mg/L	ND	ND	-	ND	-	ND	-	ND	-	ND	-	ND	-	-	ND	-	ND
Sodium	mg/L	59	46	-	54	-	30	-	38	-	39.8	-	37.1	-	-	46.6	-	35000.00
Thallium	mg/L	-	-	-	-	-	-	-	-	-	-	-	-	-	-	ND	-	ND
Vanadium	mg/L	-	-	-	-	-	-	-	-	-	-	-	-	-	-	0.0156	-	8.20
Zinc	mg/L	-	-	-	-	-	-	-	-	-	-	-	-	-	-	0.136	-	32.30
Cyanide	mg/L	-	-	-	-	-	-	-	-	-	-	-	-	-	-	ND	-	ND
MISCELLANEOUS																		
Ethene	mg/L	-	-	-	-	-	-	-	-	-	-	-	-	-	-	-	-	-
Ethane	mg/L	-	-	-	-	-	-	-	-	-	-	-	-	-	-	-	-	-
Methane	mg/L	-	-	-	-	-	-	-	-	-	-	-	-	-	-	-	-	-
CO2	mg/L	-	-	-	-	-	-	-	-	-	-	-	-	-	-	-	-	-
Ferrous Iron	mg/L	-	-	-	-	-	-	-	-	-	-	-	-	-	-	-	-	-
Sulfide	mg/L	-	-	-	-	-	-	-	-	-	-	-	-	-	-	-	-	-
DOC	mg C/L	-	-	-	-	-	-	-	-	-	-	-	-	-	-	-	-	-
Redox Potential	mV	-	-	-	-	-	-	-	-	-	-	-	-	-	-	-	-	-
Alkalinity (total)	mg CaCO3/L	-	-	-	-	-	-	-	-	-	-	-	-	-	-	-	-	-
Total Organic Halogens/Halides (TOX)	mg/L	33	0.01	-	10.3	-	-	0.028	0.011	-	0.032	-	ND	-	-	ND	ND	0.05
Chloride	mg/L	49	46	-	40	-	48.2	-	41.4	-	42	-	35.4	-	-	40	43	48.0
Conductivity (field)	µmhos/cm	1200	770	490	740	1200	720	840	710	1112	1000	1110	1000	1010	-	700	-	800
Conductivity (lab)	µmhos/cm	-	-	-	-	-	-	-	870	-	-	-	918	-	-	1090	1100	900.00
Nitrite Nitrogen	mg/L	-	-	-	-	-	-	-	-	-	-	-	-	-	-	ND	-	-
Nitrate/Nitrite Nitrogen	mg/L	0.1	0.12	-	0.34	-	0.27	-	0.22	-	0.5	-	ND	-	-	0.4	ND	0.19
Nitrate as N - Calculation	mg/L	-	-	-	-	-	-	-	-	-	-	-	-	-	-	0.4	-	-
pH (Lab)	std. units	7.2	7.8	-	7.4	-	7.4	-	7.2	-	7.6	-	7.3	-	-	7.4	7.31	7.29
pH (field)	std. units	8.1	-	6.5	7.22	7.22	7.4	6.4	8.63	6.34	6.3	7.4	6.96	7.18	-	7.38	-	7.17
Sulfate	mg/L	160	190	-	170	-	68	-	204	-	143.4	-	169	-	-	281	170	100.0
Total Organic Carbon (TOC)	mg/L	2.7	4.4	-	52	-	17	-	16.1	-	9.4	-	7	-	-	3.2	3	ND
Temperature (field)	Celcius	-	-	9	8	14	14	8	7	11	13	7	8	10	-	6.8	-	12.6
Nephelometric Turbidity Units	NTUs	-	-	-	-	-	-	-	-	-	-	-	-	-	-	>200	-	-

PT-11
Ash Landfill

Parameters	Source: Units	PES Nov 1993 4	PES Jan 1994 1	PES July 1994 2	PES Sept 1994 3	PES Dec 1994 4	PES Mar 1995 1	PES June 1995 2	PES Sept 1995 3	PES Jan 1996 4	PES Mar 1996 1	PES June 1996 2	PES Sept 1996 3	PES Dec 1996 4	PES Mar 1997 1
METALS															
Aluminum	mg/L	-	-	-	-	-	-	-	-	-	-	-	-	-	-
Antimony	mg/L	-	-	-	-	-	-	-	-	-	-	-	-	-	-
Arsenic	mg/L	-	-	-	-	-	-	-	-	-	-	-	-	-	-
Barium	mg/L	-	-	-	-	-	-	-	-	-	-	-	-	-	-
Beryllium	mg/L	-	-	-	-	-	-	-	-	-	-	-	-	-	-
Cadmium	mg/L	-	-	-	-	-	-	-	-	-	-	-	-	-	-
Calcium	mg/L	-	-	-	-	-	-	-	-	-	-	-	-	-	-
Chromium	mg/L	-	-	-	-	-	-	-	-	-	-	-	-	-	-
Cobalt	mg/L	-	-	-	-	-	-	-	-	-	-	-	-	-	-
Copper	mg/L	-	-	-	-	-	-	-	-	-	-	-	-	-	-
Iron	mg/L	-	-	-	-	-	-	-	-	-	-	-	-	-	-
Lead	mg/L	-	-	-	-	-	-	-	-	-	-	-	-	-	-
Magnesium	mg/L	-	-	-	-	-	-	-	-	-	-	-	-	-	-
Manganese	mg/L	-	-	-	-	-	-	-	-	-	-	-	-	-	-
Mercury	mg/L	-	-	-	-	-	-	-	-	-	-	-	-	-	-
Nickel	mg/L	-	-	-	-	-	-	-	-	-	-	-	-	-	-
Potassium	mg/L	-	-	-	-	-	-	-	-	-	-	-	-	-	-
Selenium	mg/L	-	-	-	-	-	-	-	-	-	-	-	-	-	-
Silver	mg/L	-	-	-	-	-	-	-	-	-	-	-	-	-	-
Sodium	mg/L	-	-	-	-	-	-	-	-	-	-	-	-	-	-
Thallium	mg/L	-	-	-	-	-	-	-	-	-	-	-	-	-	-
Vanadium	mg/L	-	-	-	-	-	-	-	-	-	-	-	-	-	-
Zinc	mg/L	-	-	-	-	-	-	-	-	-	-	-	-	-	-
Cyanide	mg/L	-	-	-	-	-	-	-	-	-	-	-	-	-	-
MISCELLANEOUS															
Ethene	mg/L	-	-	-	-	-	-	-	-	-	-	-	-	ND	ND
Ethane	mg/L	-	-	-	-	-	-	-	-	-	-	-	-	ND	ND
Methane	mg/L	-	-	-	-	-	-	-	-	-	-	-	-	0.0025	0.0012
CO2	mg/L	-	-	-	-	-	-	-	-	-	-	-	-	-	-
Ferrous Iron	mg/L	-	-	-	-	-	-	-	-	-	-	-	-	0	0
Sulfide	mg/L	-	-	-	-	-	-	-	-	-	-	-	-	-	-
DOC	mg C/L	-	-	-	-	-	-	-	-	-	-	-	-	2.7	2.8
Redox Potential	mV	-	-	-	-	-	-	-	-	-	-	-	-	315	318
Alkalinity (total)	mg CaCO3/L	-	-	-	-	-	-	-	-	-	-	-	-	380	380
Total Organic Halogens/Halides (TOX)	mg/L	0.05	0.04	-	-	-	-	-	-	-	-	-	-	-	-
Chloride	mg/L	47	33	-	-	-	-	-	-	-	-	-	-	23.3	22.5
Conductivity (field)	µmhos/cm	-	-	-	-	-	-	-	-	-	-	-	-	-	-
Conductivity (lab)	µmhos/cm	840	910	-	-	-	-	-	-	-	-	-	-	1000	898
Nitrite Nitrogen	mg/L	-	-	-	-	-	-	-	-	-	-	-	-	-	-
Nitrate/Nitrite Nitrogen	mg/L	0.39	0.27	-	-	-	-	-	-	-	-	-	-	0.09	0.05
Nitrate as N - Calculation	mg/L	-	-	-	-	-	-	-	-	-	-	-	-	-	-
pH (Lab)	std. units	7.34	7.36	-	-	-	-	-	-	-	-	-	-	7.06	7.06
pH (field)	std. units	-	-	-	-	-	-	-	-	-	-	-	-	-	-
Sulfate	mg/L	47	170	-	-	-	-	-	-	-	-	-	-	153	138
Total Organic Carbon (TOC)	mg/L	3	2	-	-	-	-	-	-	-	-	-	-	-	-
Temperature (field)	Celcius	-	-	-	-	-	-	-	-	-	-	-	-	-	-
Nephelometric Turbidity Units	NTUs	-	-	-	-	-	-	-	-	-	-	-	-	-	-
		-	-	-	-	-	-	-	-	-	-	-	-	-	-

PT-12

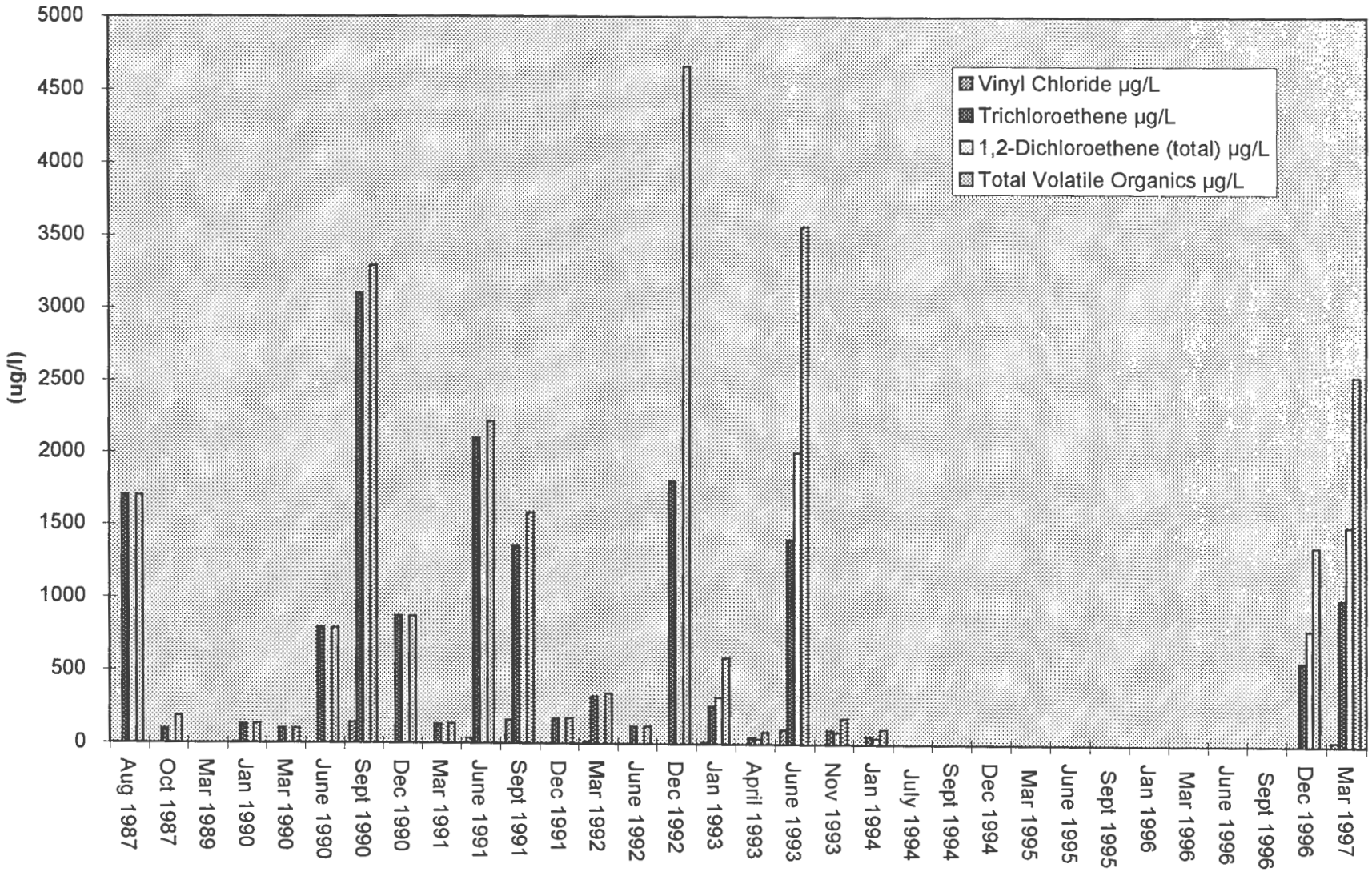

Note: Well was not sampled Mar 1989 and July 1994-Sept 1996.

PT-12
Ash Landfill

Parameters	Source: Units	Galson Aug 1987	Galson Oct 1987	Galson Mar 1989	NET Jan 1990 1	NET Mar 1990 1	NET June 1990 2	NET Sept 1990 3	NET Dec 1990 4	NET Mar 1991 1	NET June 1991 2	NET Sept 1991 3	NET Dec 1991 4	NET Mar 1992 2	NET June 1992 3	GTC Dec 1992 4	ES Jan 1993 1	ES April 1993 2	ES June 1993 3
VOLATILE ORGANICS					624	624	624	624	624	624	624	624	624	624	624	624	NYSCLP	NYSCLP	NYSCLP
Chloromethane	µg/L	ND	ND	-	ND	ND	ND	51	ND	ND	ND	ND	ND	ND	ND	ND	ND	ND	ND
Bromomethane	µg/L	ND	ND	-	ND	ND	ND	ND	ND	ND	ND	ND	ND	ND	ND	ND	ND	ND	ND
Vinyl Chloride	µg/L	ND	ND	-	7	ND	ND	140	ND	ND	35	160	1.5	14	ND	ND	9	ND	100
Chloroethane	µg/L	ND	ND	-	ND	ND	ND	ND	ND	ND	30	ND	ND	ND	ND	ND	ND	ND	ND
Methylene Chloride	µg/L	ND	ND	-	ND	ND	ND	ND	ND	2	ND	ND	ND	ND	ND	ND	ND	ND	63
1,1-Dichloroethene	µg/L	ND	ND	-	ND	ND	ND	ND	ND	ND	ND	7.15	ND	ND	ND	6	ND	ND	ND
1,1-Dichloroethane	µg/L	ND	ND	-	ND	ND	ND	ND	ND	ND	ND	ND	ND	ND	ND	ND	ND	ND	ND
Chloroform	µg/L	ND	ND	-	ND	ND	ND	ND	ND	ND	ND	ND	ND	ND	ND	ND	ND	ND	ND
1,2-Dichloroethane	µg/L	ND	ND	-	ND	ND	ND	ND	ND	ND	ND	ND	ND	ND	ND	ND	ND	ND	ND
1,1,1-Trichloroethane	µg/L	ND	ND	-	ND	ND	ND	ND	ND	ND	ND	ND	ND	ND	ND	ND	ND	ND	ND
Carbon Tetrachloride	µg/L	ND	ND	-	ND	ND	ND	ND	ND	ND	ND	ND	ND	ND	ND	ND	ND	ND	ND
Bromodichloromethane	µg/L	ND	ND	-	ND	ND	ND	ND	ND	ND	ND	ND	ND	ND	ND	ND	ND	ND	ND
1,2-Dichloropropane	µg/L	ND	ND	-	ND	ND	ND	ND	ND	ND	ND	ND	ND	ND	ND	ND	ND	ND	ND
cis-1,3-Dirchloropropene	µg/L	ND	ND	-	ND	ND	ND	ND	ND	ND	ND	ND	ND	ND	ND	ND	ND	ND	ND
Trichloroethene	µg/L	1700	94	-	129	100	790	3100	870	130	2100	1350	170	323	119	1800	260	45	1400
Dibromochloromethane	µg/L	ND	ND	-	ND	ND	ND	ND	ND	ND	ND	ND	ND	ND	ND	ND	ND	ND	ND
1,1,2-Trichloroethane	µg/L	ND	ND	-	ND	ND	ND	ND	ND	ND	ND	ND	ND	ND	ND	ND	ND	ND	ND
Benzene	µg/L	ND	ND	-	ND	ND	ND	ND	ND	ND	ND	ND	ND	ND	ND	ND	ND	ND	ND
trans-1,3-Dichloropropene	µg/L	ND	ND	-	ND	ND	ND	ND	ND	ND	ND	ND	ND	ND	ND	ND	ND	ND	ND
Bromoform	µg/L	ND	ND	-	ND	ND	ND	ND	ND	ND	ND	ND	ND	ND	ND	ND	ND	ND	ND
Tetrachloroethene	µg/L	ND	ND	-	ND	ND	ND	ND	ND	ND	ND	ND	ND	ND	ND	ND	ND	ND	ND
1,1,2,2-Tetrachloroethane	µg/L	ND	ND	-	ND	ND	ND	ND	ND	ND	ND	ND	ND	ND	ND	ND	ND	ND	ND
Toluene	µg/L	ND	ND	-	ND	ND	ND	ND	ND	ND	ND	ND	ND	ND	ND	ND	ND	ND	ND
Chlorobenzene	µg/L	ND	ND	-	ND	ND	ND	ND	ND	ND	ND	ND	ND	ND	ND	ND	ND	ND	ND
Ethylbenzene	µg/L	ND	ND	-	ND	ND	ND	ND	ND	ND	ND	ND	ND	ND	ND	ND	ND	ND	ND
2-Chloroethylvinyl Ether	µg/L	ND	ND	-	ND	ND	ND	ND	ND	ND	ND	ND	ND	ND	ND	ND	-	-	-
1,3-Dichlorobenzene	µg/L	ND	ND	-	ND	ND	ND	ND	ND	ND	ND	ND	ND	ND	ND	ND	-	-	-
1,2-Dichlorobenzene	µg/L	ND	ND	-	ND	ND	ND	ND	ND	ND	ND	ND	ND	ND	ND	ND	-	-	-
1,4-Dichlorobenzene	µg/L	ND	ND	-	ND	ND	ND	ND	ND	ND	ND	ND	ND	ND	ND	ND	-	-	-
1,2-Dichloroethene (total)	µg/L	-	-	-	-	-	-	-	-	-	-	-	-	-	-	-	320	36	2000
cis-1,2-Dichloroethene	µg/L	-	-	-	-	-	-	-	-	-	-	-	-	-	-	2800	-	-	-
trans-1,2-Dichloroethene	µg/L	ND	95	-	ND	ND	ND	ND	ND	1	51	63	2.7	5.8	ND	54	-	-	-
Trichlorofluoromethane	µg/L	ND	ND	-	ND	ND	ND	ND	ND	ND	ND	ND	ND	ND	ND	ND	-	-	-
Acetone	µg/L	-	-	-	-	-	-	-	-	-	-	-	-	-	-	-	ND	ND	ND
Carbon Disulfide	µg/L	-	-	-	-	-	-	-	-	-	-	-	-	-	-	-	ND	ND	ND
4-Methyl-2 Pentanone	µg/L	-	-	-	-	-	-	-	-	-	-	-	-	-	-	-	ND	ND	ND
2-Hexanone	µg/L	-	-	-	-	-	-	-	-	-	-	-	-	-	-	-	ND	ND	ND
Styrene	µg/L	-	-	-	-	-	-	-	-	-	-	-	-	-	-	-	ND	ND	ND
Xylene (total)	µg/L	-	-	-	-	-	-	-	-	-	-	-	-	-	-	-	ND	ND	ND
Total Volatile Organics	µg/L	1700	189	0	136	100	790	3291	870	133	2216	1580.15	174.2	342.8	119	4660	589	81	3563

PT-12
Ash Landfill

Parameters	Source: Units	PES Nov 1993 4	PES Jan 1994 1	PES July 1994 2	PES Sept 1994 3	PES Dec 1994	PES Mar 1995 1	PES June 1995 2	PES Sept 1995 3	PES Jan 1996 4	PES Mar 1996 1	PES June 1996 2	PES Sept 1996 3	PES Dec 1996 4	PES Mar 1997 1
VOLATILE ORGANICS		NYSCLP	NYSCLP												
Chloromethane	µg/L	ND	ND	-	-	-	-	-	-	-	-	-	-	ND	ND
Bromomethane	µg/L	ND	ND	-	-	-	-	-	-	-	-	-	-	ND	ND
Vinyl Chloride	µg/L	ND	ND	-	-	-	-	-	-	-	-	-	-	ND	32
Chloroethane	µg/L	ND	ND	-	-	-	-	-	-	-	-	-	-	ND	ND
Methylene Chloride	µg/L	ND	ND	-	-	-	-	-	-	-	-	-	-	ND	ND
1,1-Dichloroethene	µg/L	ND	ND	-	-	-	-	-	-	-	-	-	-	ND	ND
1,1-Dichloroethane	µg/L	ND	ND	-	-	-	-	-	-	-	-	-	-	ND	ND
Chloroform	µg/L	ND	ND	-	-	-	-	-	-	-	-	-	-	ND	ND
1,2-Dichloroethane	µg/L	ND	ND	-	-	-	-	-	-	-	-	-	-	ND	ND
1,1,1-Trichloroethane	µg/L	ND	ND	-	-	-	-	-	-	-	-	-	-	ND	ND
Carbon Tetrachloride	µg/L	ND	ND	-	-	-	-	-	-	-	-	-	-	ND	ND
Bromodichloromethane	µg/L	ND	ND	-	-	-	-	-	-	-	-	-	-	ND	ND
1,2-Dichloropropane	µg/L	ND	ND	-	-	-	-	-	-	-	-	-	-	ND	ND
cis-1,3-Dirchloropropene	µg/L	ND	ND	-	-	-	-	-	-	-	-	-	-	ND	ND
Trichloroethene	µg/L	95	58	-	-	-	-	-	-	-	-	-	-	570	1000
Dibromochloromethane	µg/L	ND	ND	-	-	-	-	-	-	-	-	-	-	ND	ND
1,1,2-Trichloroethane	µg/L	ND	ND	-	-	-	-	-	-	-	-	-	-	ND	ND
Benzene	µg/L	ND	ND	-	-	-	-	-	-	-	-	-	-	ND	ND
trans-1,3-Dichloropropene	µg/L	ND	ND	-	-	-	-	-	-	-	-	-	-	ND	ND
Bromoform	µg/L	ND	ND	-	-	-	-	-	-	-	-	-	-	ND	ND
Tetrachloroethene	µg/L	ND	ND	-	-	-	-	-	-	-	-	-	-	ND	ND
1,1,2,2-Tetrachloroethane	µg/L	ND	ND	-	-	-	-	-	-	-	-	-	-	ND	ND
Toluene	µg/L	ND	ND	-	-	-	-	-	-	-	-	-	-	ND	ND
Chlorobenzene	µg/L	ND	ND	-	-	-	-	-	-	-	-	-	-	ND	ND
Ethylbenzene	µg/L	ND	ND	-	-	-	-	-	-	-	-	-	-	ND	ND
2-Chloroethylvinyl Ether	µg/L	-	-	-	-	-	-	-	-	-	-	-	-	-	-
1,3-Dichlorobenzene	µg/L	-	-	-	-	-	-	-	-	-	-	-	-	-	-
1,2-Dichlorobenzene	µg/L	-	-	-	-	-	-	-	-	-	-	-	-	-	-
1,4-Dichlorobenzene	µg/L	-	-	-	-	-	-	-	-	-	-	-	-	-	-
1,2-Dichloroethene (total)	µg/L	81	44	-	-	-	-	-	-	-	-	-	-	790	1500
cis-1,2-Dichloroethene	µg/L	-	-	-	-	-	-	-	-	-	-	-	-	-	-
trans-1,2-Dichloroethene	µg/L	-	-	-	-	-	-	-	-	-	-	-	-	-	-
Trichlorofluoromethane	µg/L	-	-	-	-	-	-	-	-	-	-	-	-	-	-
Acetone	µg/L	ND	ND	-	-	-	-	-	-	-	-	-	-	ND	ND
Carbon Disulfide	µg/L	ND	ND	-	-	-	-	-	-	-	-	-	-	ND	ND
4-Methyl-2 Pentanone	µg/L	ND	ND	-	-	-	-	-	-	-	-	-	-	ND	ND
2-Hexanone	µg/L	ND	ND	-	-	-	-	-	-	-	-	-	-	ND	ND
Styrene	µg/L	ND	ND	-	-	-	-	-	-	-	-	-	-	ND	ND
Xylene (total)	µg/L	ND	ND	-	-	-	-	-	-	-	-	-	-	ND	ND
Total Volatile Organics	µg/L	176	102	0	0	0	0	0	0	0	0	0	0	1360	2532

PT-12
Ash Landfill

Parameters	Source: Units	Galson Aug 1987	Galson Oct 1987	Galson Mar 1989	NET Jan 1990 1	NET Mar 1990 1	NET June 1990 2	NET Sept 1990 3	NET Dec 1990 4	NET Mar 1991 1	NET June 1991 2	NET Sept 1991 3	NET Dec 1991 4	NET Mar 1992 2	NET June 1992 3	GTC Dec 1992 4	ES Jan 1993 1	ES April 1993 2	ES June 1993 3
METALS																			
Aluminum	mg/L	-	-	-	-	-	-	-	-	-	-	-	-	-	-	-	6.15	-	5550
Antimony	mg/L	-	-	-	-	-	-	-	-	-	-	-	-	-	-	-	ND	-	ND
Arsenic	mg/L	-	ND	ND	-	ND	-	ND	-	ND	-	ND	-	ND	-	-	ND	-	1.8
Barium	mg/L	-	0.05	0.031	-	ND	-	ND	-	0.04	-	0.073	-	0.142	-	-	0.1	-	68.2
Beryllium	mg/L	-	-	-	-	-	-	-	-	-	-	-	-	-	-	-	0.00064	-	0.4
Cadmium	mg/L	-	ND	ND	-	ND	-	ND	-	ND	-	ND	-	ND	-	-	ND	-	ND
Calcium	mg/L	-	-	-	-	-	-	-	-	-	-	-	-	-	-	-	264	-	267000
Chromium	mg/L	-	ND	ND	-	0.01	-	ND	-	ND	-	ND	-	ND	-	-	0.0067	-	7.8
Cobalt	mg/L	-	-	-	-	-	-	-	-	-	-	-	-	-	-	-	0.0088	-	4.6
Copper	mg/L	-	-	-	-	-	-	-	-	-	-	-	-	-	-	-	0.0127	-	5.8
Iron	mg/L	-	ND	ND	-	4.5	-	7.8	-	2.03	-	3.76	-	20.3	-	-	8.57	-	6550
Lead	mg/L	-	ND	0.12	-	ND	-	ND	-	ND	-	ND	-	ND	-	-	0.0094	-	4.1
Magnesium	mg/L	-	-	-	-	-	-	-	-	-	-	-	-	-	-	-	27	-	35700
Manganese	mg/L	-	-	-	-	-	-	-	-	-	-	-	-	-	-	-	1.08	-	288
Mercury	mg/L	-	ND	ND	-	ND	-	ND	-	ND	-	ND	-	ND	-	-	ND	-	ND
Nickel	mg/L	-	-	-	-	-	-	-	-	-	-	-	-	-	-	-	0.0148	-	ND
Potassium	mg/L	-	2.58	1.8	-	ND	-	5.9	-	2.39	-	3.26	-	4.83	-	-	2.18	-	4160
Selenium	mg/L	-	ND	ND	-	ND	-	ND	-	ND	-	ND	-	ND	-	-	ND	-	ND
Silver	mg/L	-	ND	ND	-	ND	-	ND	-	ND	-	ND	-	ND	-	-	ND	-	ND
Sodium	mg/L	-	100	45	-	37	-	160	-	15.8	-	129	-	47.4	-	-	24.2	-	137000
Thallium	mg/L	-	-	-	-	-	-	-	-	-	-	-	-	-	-	-	ND	-	ND
Vanadium	mg/L	-	-	-	-	-	-	-	-	-	-	-	-	-	-	-	0.0065	-	8.3
Zinc	mg/L	-	-	-	-	-	-	-	-	-	-	-	-	-	-	-	0.133	-	38.1
Cyanide	mg/L	-	-	-	-	-	-	-	-	-	-	-	-	-	-	-	ND	-	ND
MISCELLANEOUS																			
Ethene	mg/L	-	-	-	-	-	-	-	-	-	-	-	-	-	-	-	-	-	-
Ethane	mg/L	-	-	-	-	-	-	-	-	-	-	-	-	-	-	-	-	-	-
Methane	mg/L	-	-	-	-	-	-	-	-	-	-	-	-	-	-	-	-	-	-
CO2	mg/L	-	-	-	-	-	-	-	-	-	-	-	-	-	-	-	-	-	-
Ferrous Iron	mg/L	-	-	-	-	-	-	-	-	-	-	-	-	-	-	-	-	-	-
Sulfide	mg/L	-	-	-	-	-	-	-	-	-	-	-	-	-	-	-	-	-	-
DOC	mg C/L	-	-	-	-	-	-	-	-	-	-	-	-	-	-	-	-	-	-
Redox Potential	mV	-	-	-	-	-	-	-	-	-	-	-	-	-	-	-	-	-	-
Alkalinity (total)	mg CaCO3/L	-	-	-	-	-	-	-	-	-	-	-	-	-	-	-	-	-	-
Total Organic Halogens/Halides (TOX)	mg/L	2.08	180	0.085	-	0.15	-	-	0.87	0.6	-	1.722	-	0.27	-	-	0.31	0.05	2.1
Chloride	mg/L	-	158	40	-	36	-	202	-	13.8	-	264	-	19.1	-	-	13.9	5	170
Conductivity (field)	µmhos/cm	-	1300	1400	520	460	2700	2500	860	630	2220	2210	1080	1635	970	-	925	-	1580
Conductivity (lab)	µmhos/cm	-	-	-	-	-	-	-	-	-	-	2250	-	1025	-	-	938	770	1700
Nitrite Nitrogen	mg/L	-	-	-	-	-	-	-	-	-	-	-	-	-	-	-	0.008	ND	-
Nitrate/Nitrite Nitrogen	mg/L	-	0.33	1.4	-	0.44	-	0.21	-	0.32	-	0.24	-	0.52	-	-	0.01	ND	ND
Nitrate as N - Calculated	mg/L	-	-	-	-	-	-	-	-	-	-	-	-	-	-	-	ND	-	-
pH (Lab)	std. units	-	7	7.8	-	7.1	-	7	-	7	-	7	-	7.2	-	-	7.16	6.89	6.98
pH (field)	std. units	-	7	-	6.75	6.75	6.84	7.05	6.25	7.44	6.32	6.3	7.01	6.66	7.06	-	6.87	-	7.16
Sulfate	mg/L	-	289	300	-	250	-	388	-	159.5	-	337.5	-	263	-	-	210	110	340
Total Organic Carbon (TOC)	mg/L	-	2.9	2.4	-	33	-	7	-	9.8	-	8.1	-	2	-	-	3	2	4
Temperature (field)	Celcius	-	-	-	8	5	15	14	8	7	12	15	10	6	12	-	7	-	13.3
Turbidity	NTUs	-	-	-	-	-	-	-	-	-	-	-	-	-	-	-	90	-	-

PT-12
Ash Landfill

Parameters	Source: Units	PES Nov 1993 4	PES Jan 1994 1	PES July 1994 2	PES Sept 1994 3 .	PES Dec 1994	PES Mar 1995 1	PES June 1995 2	PES Sept 1995 3	PES Jan 1996 4	PES Mar 1996 1	PES June 1996 2	PES Sept 1996 3	PES Dec 1996 4	PES Mar 1997 1
METALS															
Aluminum	mg/L	-	-	-	-	-	-	-	-	-	-	-	-	-	-
Antimony	mg/L	-	-	-	-	-	-	-	-	-	-	-	-	-	-
Arsenic	mg/L	-	-	-	-	-	-	-	-	-	-	-	-	-	-
Barium	mg/L	-	-	-	-	-	-	-	-	-	-	-	-	-	-
Beryllium	mg/L	-	-	-	-	-	-	-	-	-	-	-	-	-	-
Cadmium	mg/L	-	-	-	-	-	-	-	-	-	-	-	-	-	-
Calcium	mg/L	-	-	-	-	-	-	-	-	-	-	-	-	-	-
Chromium	mg/L	-	-	-	-	-	-	-	-	-	-	-	-	-	-
Cobalt	mg/L	-	-	-	-	-	-	-	-	-	-	-	-	-	-
Copper	mg/L	-	-	-	-	-	-	-	-	-	-	-	-	-	-
Iron	mg/L	-	-	-	-	-	-	-	-	-	-	-	-	-	-
Lead	mg/L	-	-	-	-	-	-	-	-	-	-	-	-	-	-
Magnesium	mg/L	-	-	-	-	-	-	-	-	-	-	-	-	-	-
Manganese	mg/L	-	-	-	-	-	-	-	-	-	-	-	-	-	-
Mercury	mg/L	-	-	-	-	-	-	-	-	-	-	-	-	-	-
Nickel	mg/L	-	-	-	-	-	-	-	-	-	-	-	-	-	-
Potassium	mg/L	-	-	-	-	-	-	-	-	-	-	-	-	-	-
Selenium	mg/L	-	-	-	-	-	-	-	-	-	-	-	-	-	-
Silver	mg/L	-	-	-	-	-	-	-	-	-	-	-	-	-	-
Sodium	mg/L	-	-	-	-	-	-	-	-	-	-	-	-	-	-
Thallium	mg/L	-	-	-	-	-	-	-	-	-	-	-	-	-	-
Vanadium	mg/L	-	-	-	-	-	-	-	-	-	-	-	-	-	-
Zinc	mg/L	-	-	-	-	-	-	-	-	-	-	-	-	-	-
Cyanide	mg/L	-	-	-	-	-	-	-	-	-	-	-	-	-	-
MISCELLANEOUS															
Ethene	mg/L	-	-	-	-	-	-	-	-	-	-	-	-	< 0.0005	< 0.0005
Ethane	mg/L	-	-	-	-	-	-	-	-	-	-	-	-	< 0.0005	< 0.0005
Methane	mg/L	-	-	-	-	-	-	-	-	-	-	-	-	0.0072	0.0051
CO2	mg/L	-	-	-	-	-	-	-	-	-	-	-	-	-	-
Ferrous Iron	mg/L	-	-	-	-	-	-	-	-	-	-	-	-	0.14	0.07
Sulfide	mg/L	-	-	-	-	-	-	-	-	-	-	-	-	-	-
DOC	mg C/L	-	-	-	-	-	-	-	-	-	-	-	-	2.4	2.2
Redox Potential	mV	-	-	-	-	-	-	-	-	-	-	-	-	401	409
Alkalinity (total)	mg CaCO3/L	-	-	-	-	-	-	-	-	-	-	-	-	396	370
Total Organic Halogens/Halides (TOX)	mg/L	0.06	0.09	-	-	-	-	-	-	-	-	-	-	-	-
Chloride	mg/L	ND	7	-	-	-	-	-	-	-	-	-	-	116	134
Conductivity (field)	µmhos/cm	-	-	-	-	-	-	-	-	-	-	-	-	1630	1670
Conductivity (lab)	µmhos/cm	960	860	-	-	-	-	-	-	-	-	-	-	-	-
Nitrite Nitrogen	mg/L	-	-	-	-	-	-	-	-	-	-	-	-	-	-
Nitrate/Nitrite Nitrogen	mg/L	1.1	1.1	-	-	-	-	-	-	-	-	-	-	0.12	0.1
Nitrate as N - Calculated	mg/L	-	-	-	-	-	-	-	-	-	-	-	-	-	-
pH (Lab)	std. units	7.06	7.08	-	-	-	-	-	-	-	-	-	-	6.51	6.68
pH (field)	std. units	-	-	-	-	-	-	-	-	-	-	-	-	-	-
Sulfate	mg/L	170	140	-	-	-	-	-	-	-	-	-	-	427	430
Total Organic Carbon (TOC)	mg/L	2	1	-	-	-	-	-	-	-	-	-	-	-	-
Temperature (field)	Celcius	-	-	-	-	-	-	-	-	-	-	-	-	-	-
Turbidity	NTUs	-	-	-	-	-	-	-	-	-	-	-	-	-	-
		-	-	-	-	-	-	-	-	-	-	-	-	-	-

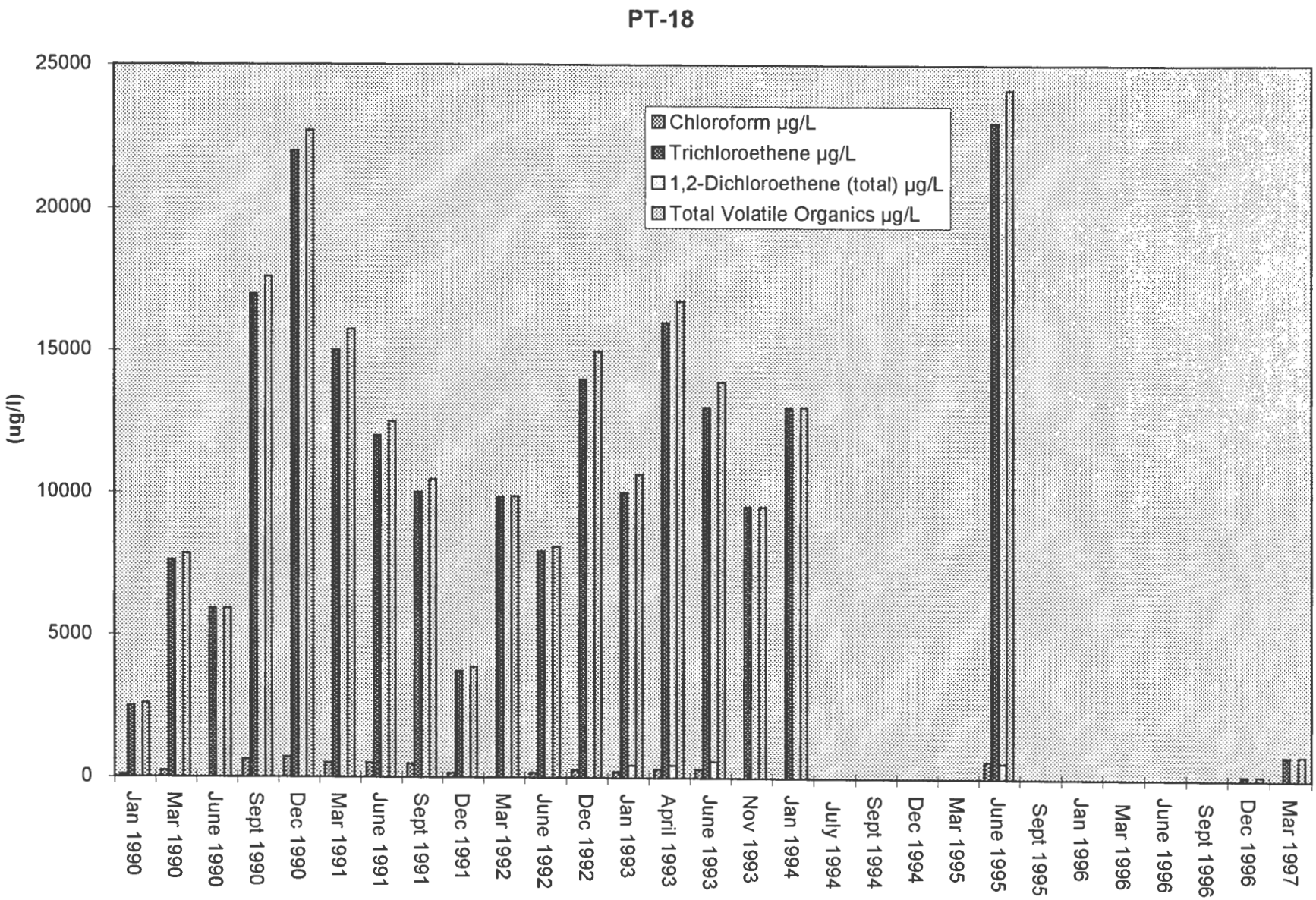

Note: Well was not sampled July 1994-Mar 1995 and Sept 1995-Sept 1996

Trichloroethylene in Well PT-18

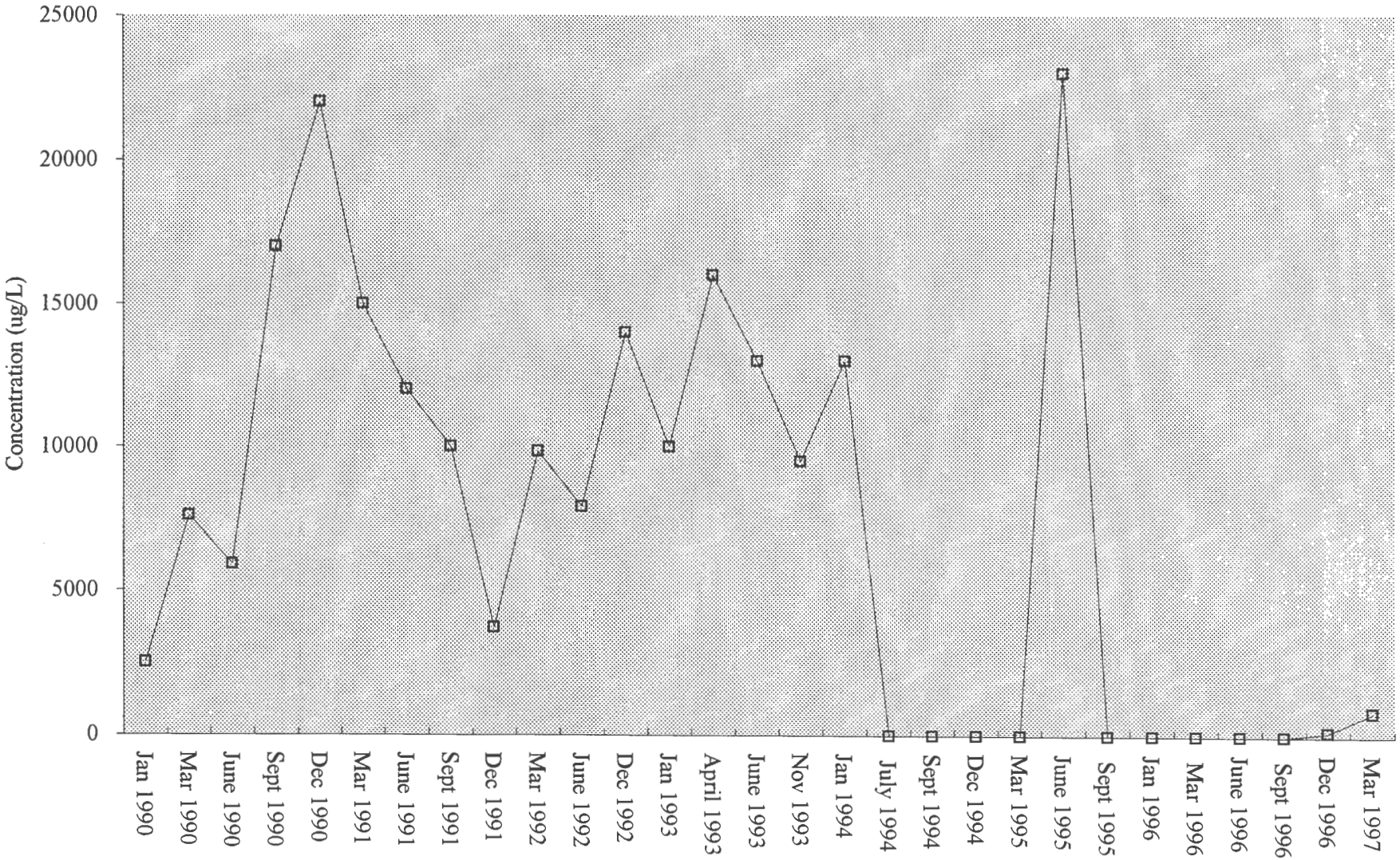

PT-18
Ash Landfill

Parameters	Source: Units	NET Jan 1990 1	NET Mar 1990 1	NET June 1990 2	NET Sept 1990 3	NET Dec 1990 4	NET Mar 1991 1	NET June 1991 2	NET Sept 1991 3	NET Dec 1991 4	NET Mar 1992 2	NET June 1992 3	GTC Dec 1992 4	ES Jan 1993 1	ES April 1993 2	ES June 1993 3
VOLATILE ORGANICS		624	624	624	624	624	624	624	624	624	624	624	624	NYSCLP	NYSCLP	NYSCLP
Chloromethane	µg/L	ND	ND	ND	ND	ND	ND	ND	ND	ND	ND	ND	ND	ND	ND	ND
Bromomethane	µg/L	ND	ND	ND	ND	ND	ND	ND	ND	ND	ND	ND	ND	ND	ND	ND
Vinyl Chloride	µg/L	ND	ND	ND	ND	ND	ND	ND	ND	ND	ND	ND	10	ND	ND	ND
Chloroethane	µg/L	ND	ND	ND	ND	ND	ND	ND	ND	ND	ND	ND	ND	ND	ND	ND
Methylene Chloride	µg/L	ND	ND	ND	ND	ND	ND	ND	ND	ND	ND	ND	ND	ND	ND	ND
1,1-Dichloroethene	µg/L	ND	ND	ND	ND	ND	ND	ND	ND	1.7	ND	ND	ND	ND	ND	ND
1,1-Dichloroethane	µg/L	ND	ND	ND	ND	ND	ND	ND	ND	ND	ND	ND	ND	ND	ND	ND
Chloroform	µg/L	86	230	ND	610	700	490	490	457	157	11.7	175	270	200	300	300
1,2-Dichloroethane	µg/L	ND	ND	ND	ND	ND	ND	ND	ND	ND	ND	ND	ND	ND	ND	ND
1,1,1-Trichloroethane	µg/L	ND	ND	ND	ND	ND	ND	ND	ND	ND	ND	ND	ND	ND	ND	ND
Carbon Tetrachloride	µg/L	ND	ND	ND	ND	ND	ND	ND	ND	ND	ND	ND	ND	ND	ND	ND
Bromodichloromethane	µg/L	ND	ND	ND	ND	ND	ND	ND	ND	ND	ND	ND	ND	ND	ND	ND
1,2-Dichloropropane	µg/L	ND	ND	ND	ND	ND	ND	ND	ND	ND	ND	ND	ND	ND	ND	ND
cis-1,3-Dirchloropropene	µg/L	ND	ND	ND	ND	ND	ND	ND	ND	ND	ND	ND	ND	ND	ND	ND
Trichloroethene	µg/L	2500	7600	5900	17000	22000	15000	12000	10000	3710	9840	7920	14000	10000	16000	13000
Dibromochloromethane	µg/L	ND	ND	ND	ND	ND	ND	ND	ND	ND	ND	ND	ND	ND	ND	ND
1,1,2-Trichloroethane	µg/L	ND	ND	ND	ND	ND	ND	ND	ND	ND	ND	ND	ND	ND	ND	ND
Benzene	µg/L	ND	ND	ND	ND	ND	ND	ND	2.58	ND	ND	ND	ND	ND	ND	ND
trans-1,3-Dichloropropene	µg/L	ND	ND	ND	ND	ND	ND	ND	ND	ND	ND	ND	ND	ND	ND	ND
Bromoform	µg/L	ND	ND	ND	ND	ND	ND	ND	ND	ND	ND	ND	ND	ND	ND	ND
Tetrachloroethene	µg/L	ND	ND	ND	ND	ND	250	ND	ND	ND	ND	ND	ND	ND	ND	ND
1,1,2,2-Tetrachloroethane	µg/L	ND	ND	ND	ND	ND	ND	ND	ND	ND	ND	ND	ND	ND	ND	ND
Toluene	µg/L	ND	ND	ND	ND	ND	ND	ND	ND	ND	ND	ND	ND	ND	ND	ND
Chlorobenzene	µg/L	ND	ND	ND	ND	ND	ND	ND	ND	ND	ND	ND	ND	ND	ND	ND
Ethylbenzene	µg/L	ND	ND	ND	ND	ND	ND	ND	ND	ND	ND	ND	ND	ND	ND	ND
2-Chloroethylvinyl Ether	µg/L	ND	ND	ND	ND	ND	ND	ND	ND	ND	ND	ND	ND	-	-	-
1,3-Dichlorobenzene	µg/L	ND	ND	ND	ND	ND	ND	ND	ND	ND	ND	ND	-	-	-	-
1,2-Dichlorobenzene	µg/L	ND	ND	ND	ND	ND	ND	ND	ND	ND	ND	ND	-	-	-	-
1,4-Dichlorobenzene	µg/L	ND	ND	ND	ND	ND	ND	ND	ND	ND	ND	ND	-	-	-	-
1,2-Dichloroethene (total)	µg/L	-	-	-	-	-	-	-	-	-	-	-	-	440	450	590
cis-1,2-Dichloroethene	µg/L	-	-	-	-	-	-	-	-	-	-	-	700	-	-	-
trans-1,2-Dichloroethene	µg/L	ND	ND	ND	ND	ND	ND	ND	ND	3	ND	ND	ND	-	-	-
Trichlorofluoromethane	µg/L	ND	ND	ND	ND	ND	ND	ND	ND	ND	ND	ND	ND	-	-	-
Acetone	µg/L	-	-	-	-	-	-	-	-	-	-	-	-	ND	ND	ND
Carbon Disulfide	µg/L	-	-	-	-	-	-	-	-	-	-	-	-	ND	ND	ND
4-Methyl-2 Pentanone	µg/L	-	-	-	-	-	-	-	-	-	-	-	-	ND	ND	ND
2-Hexanone	µg/L	-	-	-	-	-	-	-	-	-	-	-	-	ND	ND	ND
Styrene	µg/L	-	-	-	-	-	-	-	-	-	-	-	-	ND	ND	ND
Xylenes (total)	µg/L	-	-	-	-	-	-	-	-	-	-	-	-	ND	ND	ND
Total Volatile Organics	µg/L	2586.00	7830.00	5900.00	17610.00	22700.00	15740.00	12490.00	10459.58	3871.70	9851.70	8095.00	14980.00	10640.00	16750	13890

PT-18
Ash Landfill

Parameters	Source: Units	PES Nov 1993 4	PES Jan 1994 1	PES July 1994 2	PES Sept 1994 3	PES 1994 4	PES Mar 1995 1	PES June 1995 2	PES Sept 1995 3	PES Jan 1996 4	PES Mar 1996 1	PES June 1996 2	PES Sept 1996 3	PES Dec 1996 4	PES Mar 1997 1
VOLATILE ORGANICS		NYSCLP	NYSCLP					NYSCLP						NYSCLP	NYSCLP
Chloromethane	µg/L	ND	ND	-	-	-	-	ND	-	-	-	-	-	ND	ND
Bromomethane	µg/L	ND	ND	-	-	-	-	ND	-	-	-	-	-	ND	ND
Vinyl Chloride	µg/L	ND	ND	-	-	-	-	ND	-	-	-	-	-	ND	ND
Chloroethane	µg/L	ND	ND	-	-	-	-	ND	-	-	-	-	-	ND	ND
Methylene Chloride	µg/L	ND	ND	-	-	-	-	ND	-	-	-	-	-	ND	ND
1,1-Dichloroethene	µg/L	ND	ND	-	-	-	-	ND	-	-	-	-	-	ND	ND
1,1-Dichloroethane	µg/L	ND	ND	-	-	-	-	ND	-	-	-	-	-	ND	ND
Chloroform	µg/L	ND	ND	-	-	-	-	600	-	-	-	-	-	ND	ND
1,2-Dichloroethane	µg/L	ND	ND	-	-	-	-	ND	-	-	-	-	-	ND	ND
1,1,1-Trichloroethane	µg/L	ND	ND	-	-	-	-	ND	-	-	-	-	-	ND	ND
Carbon Tetrachloride	µg/L	ND	ND	-	-	-	-	ND	-	-	-	-	-	ND	ND
Bromodichloromethane	µg/L	ND	ND	-	-	-	-	ND	-	-	-	-	-	ND	ND
1,2-Dichloropropane	µg/L	ND	ND	-	-	-	-	ND	-	-	-	-	-	ND	ND
cis-1,3-Dirchloropropene	µg/L	ND	ND	-	-	-	-	ND	-	-	-	-	-	ND	ND
Trichloroethene	µg/L	9500	13000	-	-	-	-	23000	-	-	-	-	-	160.00	840
Dibromochloromethane	µg/L	ND	ND	-	-	-	-	ND	-	-	-	-	-	ND	ND
1,1,2-Trichloroethane	µg/L	ND	ND	-	-	-	-	ND	-	-	-	-	-	ND	ND
Benzene	µg/L	ND	ND	-	-	-	-	ND	-	-	-	-	-	ND	ND
trans-1,3-Dichloropropene	µg/L	ND	ND	-	-	-	-	ND	-	-	-	-	-	ND	ND
Bromoform	µg/L	ND	ND	-	-	-	-	ND	-	-	-	-	-	ND	ND
Tetrachloroethene	µg/L	ND	ND	-	-	-	-	ND	-	-	-	-	-	ND	ND
1,1,2,2-Tetrachloroethane	µg/L	ND	ND	-	-	-	-	ND	-	-	-	-	-	ND	ND
Toluene	µg/L	ND	ND	-	-	-	-	ND	-	-	-	-	-	ND	ND
Chlorobenzene	µg/L	ND	ND	-	-	-	-	ND	-	-	-	-	-	ND	ND
Ethylbenzene	µg/L	ND	ND	-	-	-	-	ND	-	-	-	-	-	ND	ND
2-Chloroethylvinyl Ether	µg/L	-	-	-	-	-	-	-	-	-	-	-	-	-	-
1,3-Dichlorobenzene	µg/L	-	-	-	-	-	-	-	-	-	-	-	-	-	-
1,2-Dichlorobenzene	µg/L	-	-	-	-	-	-	-	-	-	-	-	-	-	-
1,4-Dichlorobenzene	µg/L	-	-	-	-	-	-	-	-	-	-	-	-	-	-
1,2-Dichloroethene (total)	µg/L	ND	ND	-	-	-	-	550	-	-	-	-	-	ND	22
cis-1,2-Dichloroethene	µg/L	-	-	-	-	-	-	-	-	-	-	-	-	-	-
trans-1,2-Dichloroethene	µg/L	-	-	-	-	-	-	-	-	-	-	-	-	-	-
Trichlorofluoromethane	µg/L	-	-	-	-	-	-	-	-	-	-	-	-	-	-
Acetone	µg/L	ND	ND	-	-	-	-	ND	-	-	-	-	-	ND	ND
Carbon Disulfide	µg/L	ND	ND	-	-	-	-	ND	-	-	-	-	-	ND	ND
4-Methyl-2 Pentanone	µg/L	ND	ND	-	-	-	-	ND	-	-	-	-	-	ND	ND
2-Hexanone	µg/L	ND	ND	-	-	-	-	ND	-	-	-	-	-	ND	ND
Styrene	µg/L	ND	ND	-	-	-	-	ND	-	-	-	-	-	ND	ND
Xylenes (total)	µg/L	ND	ND	-	-	-	-	ND	-	-	-	-	-	ND	ND
Total Volatile Organics	µg/L	9500	13000	0	0	0	0	24150	0	0	0	0	0	160.00	862

PT-18
Ash Landfill

Parameters	Source: Units	NET Jan 1990 1	NET Mar 1990 1	NET June 1990 2	NET Sept 1990 3	NET Dec 1990 4	NET Mar 1991 1	NET June 1991 2	NET Sept 1991 3	NET Dec 1991 4	NET Mar 1992 2	NET June 1992 3	GTC Dec 1992 4	ES Jan 1993 1	ES April 1993 2	ES June 1993 3
METALS																
Aluminum	mg/L	-	-	-	-	-	-	-	-	-	-	-	-	11.3	-	588
Antimony	mg/L	-	-	-	-	-	-	-	-	-	-	-	-	ND	-	ND
Arsenic	mg/L	-	ND	-	ND	-	ND	-	ND	-	ND	-	-	ND	-	1.3
Barium	mg/L	-	ND	-	ND	-	0.054	-	0.043	-	0.07	-	-	0.123	-	42.2
Beryllium	mg/L	-	-	-	-	-	-	-	-	-	-	-	-	0.00079	-	0.49
Cadmium	mg/L	-	ND	-	ND	-	ND	-	ND	-	ND	-	-	ND	-	ND
Calcium	mg/L	-	-	-	-	-	-	-	-	-	-	-	-	223	-	216000
Chromium	mg/L	-	0.003	-	ND	-	ND	-	ND	-	ND	-	-	0.0127	-	ND
Cobalt	mg/L	-	-	-	-	-	-	-	-	-	-	-	-	ND	-	ND
Copper	mg/L	-	-	-	-	-	-	-	-	-	-	-	-	0.0246	-	3.7
Iron	mg/L	-	2	-	8.5	-	3.89	-	1.38	-	8.14	-	-	14	-	825
Lead	mg/L	-	ND	-	ND	-	ND	-	ND	-	ND	-	-	0.0166	-	2.2
Magnesium	mg/L	-	-	-	-	-	-	-	-	-	-	-	-	30.3	-	26500
Manganese	mg/L	-	-	-	-	-	-	-	-	-	-	-	-	1.02	-	812
Mercury	mg/L	-	ND	-	ND	-	ND	-	ND	-	ND	-	-	0.00036	-	ND
Nickel	mg/L	-	-	-	-	-	-	-	-	-	-	-	-	0.0185	-	ND
Potassium	mg/L	-	ND	-	5.1	-	2.77	-	2.31	-	2.79	-	-	3.54	-	2200
Selenium	mg/L	-	ND	-	ND	-	ND	-	ND	-	ND	-	-	ND	-	ND
Silver	mg/L	-	ND	-	ND	-	ND	-	ND	-	ND	-	-	ND	-	ND
Sodium	mg/L	-	86	-	99	-	102	-	107	-	95.5	-	-	100	-	101000
Thallium	mg/L	-	-	-	-	-	-	-	-	-	-	-	-	ND	-	ND
Vanadium	mg/L	-	-	-	-	-	-	-	-	-	-	-	-	0.013	-	ND
Zinc	mg/L	-	-	-	-	-	-	-	-	-	-	-	-	0.511	-	47.9
Cyanide	mg/L	-	-	-	-	-	-	-	-	-	-	-	-	ND	-	ND
MISCELLANEOUS COMPOUNDS																
Ethene	mg/L	-	-	-	-	-	-	-	-	-	-	-	-	-	-	-
Ethane	mg/L	-	-	-	-	-	-	-	-	-	-	-	-	-	-	-
Methane	mg/L	-	-	-	-	-	-	-	-	-	-	-	-	-	-	-
CO2	mg/L	-	-	-	-	-	-	-	-	-	-	-	-	-	-	-
Ferrous Iron	mg/L	-	-	-	-	-	-	-	-	-	-	-	-	-	-	-
Sulfide	mg/L	-	-	-	-	-	-	-	-	-	-	-	-	-	-	-
DOC	mg C/L	-	-	-	-	-	-	-	-	-	-	-	-	-	-	-
Redox Potential	mV	-	-	-	-	-	-	-	-	-	-	-	-	-	-	-
Alkalinity (total)	mg CaCO3/	-	-	-	-	-	-	-	-	-	-	-	-	-	-	-
Total Organic Halogens/Halides (TOX	mg/L	-	0.333	-	-	1.88	1.7	-	4.422	-	4.52	-	-	4.5	12	6.2
Chloride	mg/L	-	72	-	75.2	-	76.8	-	66.8	-	52.6	-	-	57	59	65
Conductivity (field)	µmhos/cm	670	680	1800	1600	1400	1300	1650	1710	2100	1788	1370	-	975	900	1100
Conductivity (lab)	µmhos/cm	-	-	-	-	-	-	-	-	-	1548	-	-	1440	1300	1400
Nitrite Nitrogen	mg/L	-	-	-	-	-	-	-	-	-	-	-	-	ND	-	-
Nitrate as N	mg/L	-	ND	-	ND	-	ND	-	ND	-	ND	-	-	0.01	ND	ND
Nitrate as N - Calculation	mg/L	-	-	-	-	-	-	-	-	-	-	-	-	0.01	-	-
pH (Lab)	std. units	-	6.9	-	6.9	-	6.9	-	7.5	-	7	-	-	7.08	7.11	6.89
pH (field)	std. units	6.7	6.8	6.89	7	6.5	7.32	6.54	6.69	6.86	6.38	6.88	-	6.89	6.89	7.05
Sulfate	mg/L	-	340	-	245	-	287.5	-	230	-	351	-	-	280	200	220
Total Organic Carbon (TOC)	mg/L	-	32	-	12	-	14.6	-	11.4	-	4	-	-	4	5	5
Temperature (field)	Celcius	8	5	15	14	10	8	13	15	9	6	11	-	7.25	5	12.7
Nephelometric Turbidity Units	NTUs	8	5	15	14	10	8	13	15	9	-	-	-	>200	46.9	-

PT-18
Ash Landfill

Parameters	Source: Units	PES Nov 1993 4	PES Jan 1994 1	PES July 1994 2	PES Sept 1994 3	PES 1994 4	PES Mar 1995 1	PES June 1995 2	PES Sept 1995 3	PES Jan 1996 4	PES Mar 1996 1	PES June 1996 2	PES Sept 1996 3	PES Dec 1996 4	PES Mar 1997 1
METALS															
Aluminum	mg/L	-	-	-	-		-	-	-	-	-	-	-	-	-
Antimony	mg/L	-	-	-	-		-	-	-	-	-	-	-	-	-
Arsenic	mg/L	-	-	-	-		-	-	-	-	-	-	-	-	-
Barium	mg/L	-	-	-	-		-	-	-	-	-	-	-	-	-
Beryllium	mg/L	-	-	-	-		-	-	-	-	-	-	-	-	-
Cadmium	mg/L	-	-	-	-		-	-	-	-	-	-	-	ND	ND
Calcium	mg/L	-	-	-	-		-	-	-	-	-	-	-	-	-
Chromium	mg/L	-	-	-	-		-	-	-	-	-	-	-	ND	ND
Cobalt	mg/L	-	-	-	-		-	-	-	-	-	-	-	-	-
Copper	mg/L	-	-	-	-		-	-	-	-	-	-	-	-	-
Iron	mg/L	-	-	-	-		-	-	-	-	-	-	-	-	-
Lead	mg/L	-	-	-	-		-	-	-	-	-	-	-	ND	ND
Magnesium	mg/L	-	-	-	-		-	-	-	-	-	-	-	-	-
Manganese	mg/L	-	-	-	-		-	-	-	-	-	-	-	347.00	112
Mercury	mg/L	-	-	-	-		-	-	-	-	-	-	-	-	-
Nickel	mg/L	-	-	-	-		-	-	-	-	-	-	-	6.20	4.2
Potassium	mg/L	-	-	-	-		-	-	-	-	-	-	-	-	-
Selenium	mg/L	-	-	-	-		-	-	-	-	-	-	-	-	-
Silver	mg/L	-	-	-	-		-	-	-	-	-	-	-	-	-
Sodium	mg/L	-	-	-	-		-	-	-	-	-	-	-	-	-
Thallium	mg/L	-	-	-	-		-	-	-	-	-	-	-	-	-
Vanadium	mg/L	-	-	-	-		-	-	-	-	-	-	-	-	-
Zinc	mg/L	-	-	-	-		-	-	-	-	-	-	-	-	-
Cyanide	mg/L	-	-	-	-		-	-	-	-	-	-	-	-	-
MISCELLANEOUS COMPOUNDS															
Ethene	mg/L	-	-	-	-		-	ND	-	-	-	-	-	ND	ND
Ethane	mg/L	-	-	-	-		-	ND	-	-	-	-	-	ND	ND
Methane	mg/L	-	-	-	-		-	0.424	-	-	-	-	-	0.31	0.02
CO2	mg/L	-	-	-	-		-	629	-	-	-	-	-	-	-
Ferrous Iron	mg/L	-	-	-	-		-	0.01	-	-	-	-	-	0.00	0.01
Sulfide	mg/L	-	-	-	-		-	ND	-	-	-	-	-	-	-
DOC	mg C/L	-	-	-	-		-	6.1	-	-	-	-	-	5.40	4.5
Redox Potential	mV	-	-	-	-		-	-	-	-	-	-	-	315.00	353
Alkalinity (total)	mg CaCO3/	1.5	6	-	-		-	548	-	-	-	-	-	532.00	504
Total Organic Halogens/Halides (TOX	mg/L	36	64	-	-		-	-	-	-	-	-	-	-	-
Chloride	mg/L	-	-	-	-		-	57.7	-	-	-	-	-	25.90	22.6
Conductivity (field)	µmhos/cm	1400	1300	-	-		-	-	-	-	-	-	-	-	-
Conductivity (lab)	µmhos/cm	-	-	-	-		-	1450	-	-	-	-	-	1175.00	1081
Nitrite Nitrogen	mg/L	0.1	nd	-	-		-	ND	-	-	-	-	-	-	-
Nitrate as N	mg/L	-	-	-	-		-	ND	-	-	-	-	-	0.01	0.07
Nitrate as N - Calculation	mg/L	6.91	6.93	-	-		-	-	-	-	-	-	-	-	-
pH (Lab)	std. units	-	-	-	-		-	6.87	-	-	-	-	-	-	-
pH (field)	std. units	240	250	-	-		-	-	-	-	-	-	-	6.41	6.42
Sulfate	mg/L	6	4	-	-		-	231	-	-	-	-	-	191.00	154
Total Organic Carbon (TOC)	mg/L	-	-	-	-		-	-	-	-	-	-	-	-	-
Temperature (field)	Celcius	-	-	-	-		-	-	-	-	-	-	-	-	-
Nephelometric Turbidity Units	NTUs	-	-	-	-		-	-	-	-	-	-	-	-	-
		-	-	-	-		-	-	-	-	-	-	-	-	-

PT-21

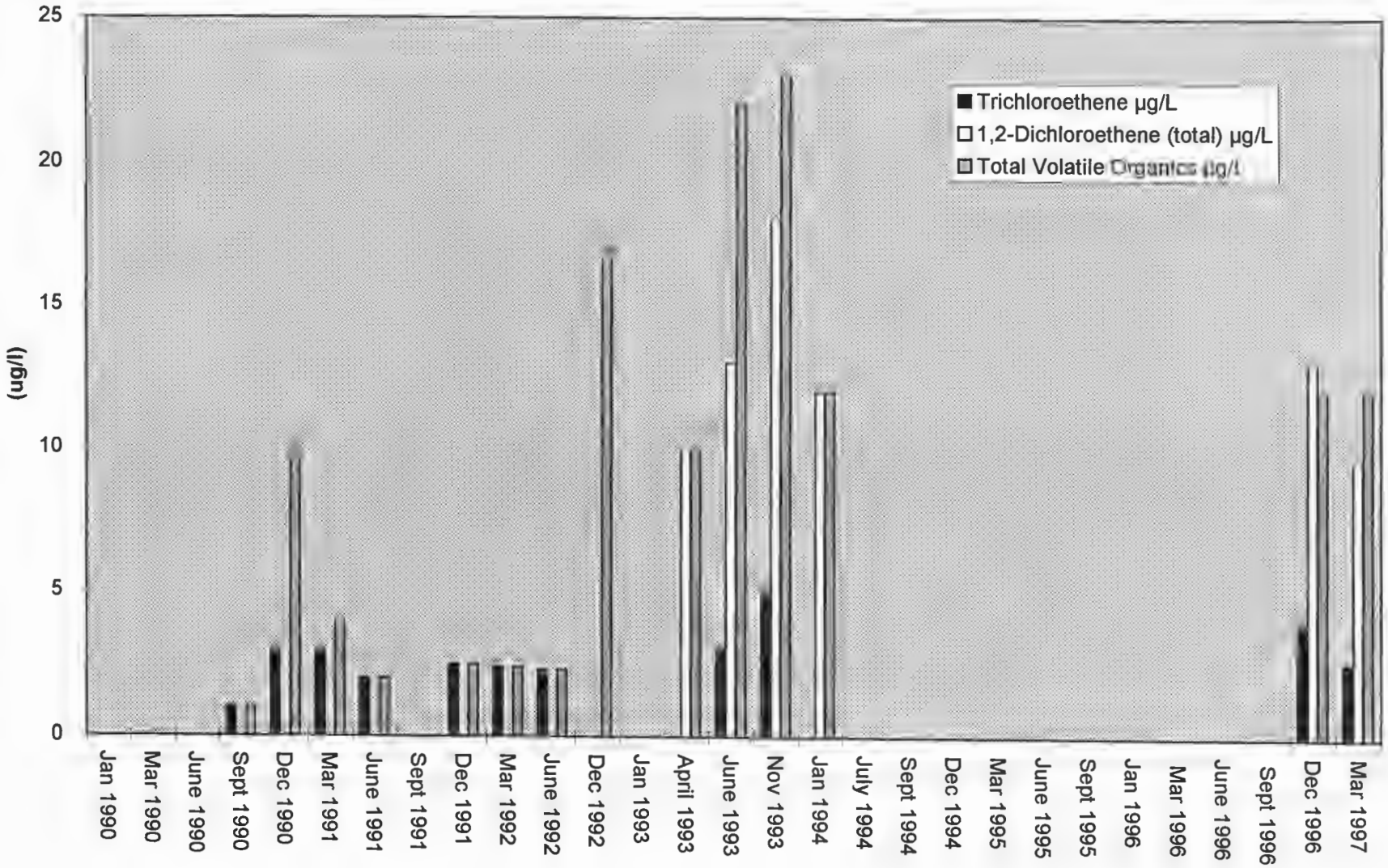

Note: Well was not sampled Jan 1993 and July 1994-Sept 1996

PT-21
Ash Landfill

Parameters	Source: Units	NET Jan 1990 1	NET Mar 1990 1	NET June 1990 2	NET Sept 1990 3	NET Dec 1990 4	NET Mar 1991 1	NET June 1991 2	NET Sept 1991 3	NET Dec 1991 4	NET Mar 1992 2	NET June 1992 3	GTC Dec 1992 4	ES Jan 1993 1	ES April 1993 2	ES June 1993 3
VOLATILE ORGANICS		624	624	624	624	624	624	624	624	624	624	624	624		NYSCLP	NYSCLP
Chloromethane	µg/L	ND	ND	ND	ND	ND	ND	ND	ND	ND	ND	ND	ND	-	ND	ND
Bromomethane	µg/L	ND	ND	ND	ND	ND	ND	ND	ND	ND	ND	ND	ND	-	ND	ND
Vinyl Chloride	µg/L	ND	ND	ND	ND	ND	ND	ND	ND	ND	ND	ND	ND	-	ND	ND
Chloroethane	µg/L	ND	ND	ND	ND	ND	ND	ND	ND	ND	ND	ND	ND	-	ND	ND
Methylene Chloride	µg/L	ND	ND	ND	ND	ND	ND	ND	ND	ND	ND	ND	ND	-	ND	ND
1,1-Dichloroethene	µg/L	ND	ND	ND	ND	ND	ND	ND	ND	ND	ND	ND	ND	-	ND	ND
1,1-Dichloroethane	µg/L	ND	ND	ND	ND	ND	ND	ND	ND	ND	ND	ND	ND	-	ND	ND
Chloroform	µg/L	ND	ND	ND	ND	ND	ND	ND	ND	ND	ND	ND	ND	-	ND	ND
1,2-Dichloroethane	µg/L	ND	ND	ND	ND	ND	1	ND	ND	ND	ND	ND	ND	-	ND	ND
1,1,1-Trichloroethane	µg/L	ND	ND	ND	ND	2	ND	ND	ND	ND	ND	ND	ND	-	ND	ND
Carbon Tetrachloride	µg/L	ND			ND	ND	ND	ND	ND	ND	ND	ND	ND	-	ND	ND
Bromodichloromethane	µg/L	ND			ND	ND	ND	ND	ND	ND	ND	ND	ND	-	ND	ND
1,2-Dichloropropane	µg/L	ND			ND	ND	ND	ND	ND	ND	ND	ND	ND	-	ND	ND
cis-1,3-Dirchloropropene	µg/L	ND	ND	ND	ND	ND	ND	ND	ND	ND	ND	ND	ND	-	ND	ND
Trichloroethene	µg/L	ND	ND	ND	1	3	3	2	ND	2.5	2.4	2.3	ND	-	ND	3
Dibromochloromethane	µg/L	ND	ND	ND	ND	ND	ND	ND	ND	ND	ND	ND	ND	-	ND	ND
1,1,2-Trichloroethane	µg/L	ND	ND	ND	ND	ND	ND	ND	ND	ND	ND	ND	ND	-	ND	ND
Benzene	µg/L	ND	ND	ND	ND	ND	ND	ND	ND	ND	ND	ND	ND	-	ND	6
trans-1,3-Dichloropropene	µg/L	ND	ND	ND	ND	ND	ND	ND	ND	ND	ND	ND	ND	-	ND	ND
Bromoform	µg/L	ND	ND	ND	ND	ND	ND	ND	ND	ND	ND	ND	ND	-	ND	ND
Tetrachloroethene	µg/L	ND	ND	ND	ND	5	ND	ND	ND	ND	ND	ND	ND	-	ND	ND
1,1,2,2-Tetrachloroethane	µg/L	ND	ND	ND	ND	ND	ND	ND	ND	ND	ND	ND	ND	-	ND	ND
Toluene	µg/L	ND	ND	ND	ND	ND	ND	ND	ND	ND	ND	ND	ND	-	ND	ND
Chlorobenzene	µg/L	ND	ND	ND	ND	ND	ND	ND	ND	ND	ND	ND	ND	-	ND	ND
Ethylbenzene	µg/L	ND	ND	ND	ND	ND	ND	ND	ND	ND	ND	ND	ND	-	ND	ND
2-Chloroethylvinyl Ether	µg/L	ND	ND	ND	ND	ND	ND	ND	ND	ND	ND	ND	ND	-	-	-
1,3-Dichlorobenzene	µg/L	ND	ND	ND	ND	ND	ND	ND	ND	ND	ND	ND	-	-	-	-
1,2-Dichlorobenzene	µg/L	ND	ND	ND	ND	ND	ND	ND	ND	ND	ND	ND	-	-	-	-
1,4-Dichlorobenzene	µg/L	ND	ND	ND	ND	ND	ND	ND	ND	ND	ND	ND	-	-	-	-
1,2-Dichloroethene (total)	µg/L	-	-	-	-	-	-	-	-	-	-	-	-	-	10	13
cis-1,2-Dichloroethene	µg/L	-	-	-	-	-	-	-	-	-	-	-	17	-	-	-
trans-1,2-Dichloroethene	µg/L	ND	ND	ND	ND	ND	ND	ND	ND	ND	ND	ND	ND	-	-	-
Trichlorofluoromethane	µg/L	ND	ND	ND	ND	ND	ND	ND	ND	ND	ND	ND	ND	-	-	-
Acetone	µg/L	-	-	-	-	-	-	-	-	-	-	-	-	-	ND	ND
Carbon Disulfide	µg/L	-	-	-	-	-	-	-	-	-	-	-	-	-	ND	ND
4-Methyl-2 Pentanone	µg/L	-	-	-	-	-	-	-	-	-	-	-	-	-	ND	ND
2-Hexanone	µg/L	-	-	-	-	-	-	-	-	-	-	-	-	-	ND	ND
Styrene	µg/L	-	-	-	-	-	-	-	-	-	-	-	-	-	ND	ND
Xylenes (total)	µg/L	-	-	-	-	-	-	-	-	-	-	-	-	-	ND	ND
Total Volatile Organics	µg/L	0	0	0	1	10	4	2	0	2.5	2.4	2.3	17	0	10	22

PT-21
Ash Landfill

Parameters	Source: Units	PES Nov 1993 4	PES Jan 1994 1	PES July 1994 2	PES Sept 1994 3	PES Dec 1994 4	PES Mar 1995 1	PES June 1995 2	PES Sept 1995 3	PES Jan 1996 4	PES Mar 1996 1	PES June 1996 2	PES Sept 1996 3	PES Dec 1996 4	PES Mar 1997 1
VOLATILE ORGANICS		NYSCLP	NYSCLP												
Chloromethane	µg/L	ND	ND	-	-	-	-	-	-	-	-	-	-	ND	ND
Bromomethane	µg/L	ND	ND	-	-	-	-	-	-	-	-	-	-	ND	ND
Vinyl Chloride	µg/L	ND	ND	-	-	-	-	-	-	-	-	-	-	ND	ND
Chloroethane	µg/L	ND	ND	-	-	-	-	-	-	-	-	-	-	ND	ND
Methylene Chloride	µg/L	ND	ND	-	-	-	-	-	-	-	-	-	-	ND	ND
1,1-Dichloroethene	µg/L	ND	ND	-	-	-	-	-	-	-	-	-	-	ND	ND
1,1-Dichloroethane	µg/L	ND	ND	-	-	-	-	-	-	-	-	-	-	ND	ND
Chloroform	µg/L	ND	ND	-	-	-	-	-	-	-	-	-	-	ND	ND
1,2-Dichloroethane	µg/L	ND	ND	-	-	-	-	-	-	-	-	-	-	ND	ND
1,1,1-Trichloroethane	µg/L	ND	ND	-	-	-	-	-	-	-	-	-	-	ND	ND
Carbon Tetrachloride	µg/L	ND	ND	-	-	-	-	-	-	-	-	-	-	ND	ND
Bromodichloromethane	µg/L	ND	ND	-	-	-	-	-	-	-	-	-	-	ND	ND
1,2-Dichloropropane	µg/L	ND	ND	-	-	-	-	-	-	-	-	-	-	ND	ND
cis-1,3-Dirchloropropene	µg/L	ND	ND	-	-	-	-	-	-	-	-	-	-	ND	ND
Trichloroethene	µg/L	5	ND	-	-	-	-	-	-	-	-	-	-	4	2.6
Dibromochloromethane	µg/L	ND	ND	-	-	-	-	-	-	-	-	-	-	ND	ND
1,1,2-Trichloroethane	µg/L	ND	ND	-	-	-	-	-	-	-	-	-	-	ND	ND
Benzene	µg/L	ND	ND	-	-	-	-	-	-	-	-	-	-	ND	ND
trans-1,3-Dichloropropene	µg/L	ND	ND	-	-	-	-	-	-	-	-	-	-	ND	ND
Bromoform	µg/L	ND	ND	-	-	-	-	-	-	-	-	-	-	ND	ND
Tetrachloroethene	µg/L	ND	ND	-	-	-	-	-	-	-	-	-	-	ND	ND
1,1,2,2-Tetrachloroethane	µg/L	ND	ND	-	-	-	-	-	-	-	-	-	-	ND	ND
Toluene	µg/L	ND	ND	-	-	-	-	-	-	-	-	-	-	ND	ND
Chlorobenzene	µg/L	ND	ND	-	-	-	-	-	-	-	-	-	-	ND	ND
Ethylbenzene	µg/L	ND	ND	-	-	-	-	-	-	-	-	-	-	ND	ND
2-Chloroethylvinyl Ether	µg/L	-	-	-	-	-	-	-	-	-	-	-	-	-	-
1,3-Dichlorobenzene	µg/L	-	-	-	-	-	-	-	-	-	-	-	-	-	-
1,2-Dichlorobenzene	µg/L	-	-	-	-	-	-	-	-	-	-	-	-	-	-
1,4-Dichlorobenzene	µg/L	-	-	-	-	-	-	-	-	-	-	-	-	-	-
1,2-Dichloroethene (total)	µg/L	18	12	-	-	-	-	-	-	-	-	-	-	13	9.6
cis-1,2-Dichloroethene	µg/L	-	-	-	-	-	-	-	-	-	-	-	-	-	-
trans-1,2-Dichloroethene	µg/L	-	-	-	-	-	-	-	-	-	-	-	-	-	-
Trichlorofluoromethane	µg/L	-	-	-	-	-	-	-	-	-	-	-	-	-	-
Acetone	µg/L	ND	ND	-	-	-	-	-	-	-	-	-	-	ND	ND
Carbon Disulfide	µg/L	ND	ND	-	-	-	-	-	-	-	-	-	-	ND	ND
4-Methyl-2 Pentanone	µg/L	ND	ND	-	-	-	-	-	-	-	-	-	-	ND	ND
2-Hexanone	µg/L	ND	ND	-	-	-	-	-	-	-	-	-	-	ND	ND
Styrene	µg/L	ND	ND	-	-	-	-	-	-	-	-	-	-	ND	ND
Xylenes (total)	µg/L	ND	ND	-	-	-	-	-	-	-	-	-	-	ND	ND
Total Volatile Organics	µg/L	23	12	0	0	0	0	0	0	0	0	0	0	12	12

PT-21
Ash Landfill

Parameters	Source: Units	NET Jan 1990 1	NET Mar 1990 1	NET June 1990 2	NET Sept 1990 3	NET Dec 1990 4	NET Mar 1991 1	NET June 1991 2	NET Sept 1991 3	NET Dec 1991 4	NET Mar 1992 2	NET June 1992 3	GTC Dec 1992 4	ES Jan 1993 1	ES April 1993 2	ES June 1993 3
METALS																
Aluminum	mg/L	-	-	-	-	-	-	-	-	-	-	-	-	-	-	-
Antimony	mg/L	-	-	-	-	-	-	-	-	-	-	-	-	-	-	-
Arsenic	mg/L	-	-	-	ND	-	ND	-	-	-	-	-	-	-	-	-
Barium	mg/L	-	-	-	1.1	-	0.144	-	-	-	-	-	-	-	-	-
Beryllium	mg/L	-	-	-	-	-	-	-	-	-	-	-	-	-	-	-
Cadmium	mg/L	-	-	-	ND	-	ND	-	-	-	-	-	-	-	-	-
Calcium	mg/L	-	-	-	-	-	-	-	-	-	-	-	-	-	-	-
Chromium	mg/L	-	-	-	0.08	-	ND	-	-	-	-	-	-	-	-	-
Cobalt	mg/L	-	-	-	-	-	-	-	-	-	-	-	-	-	-	-
Copper	mg/L	-	-	-	-	-	-	-	-	-	-	-	-	-	-	-
Iron	mg/L	-	-	-	85	-	0.842	-	-	-	-	-	-	-	-	-
Lead	mg/L	-	-	-	0.027	-	ND	-	-	-	-	-	-	-	-	-
Magnesium	mg/L	-	-	-	-	-	-	-	-	-	-	-	-	-	-	-
Manganese	mg/L	-	-	-	-	-	-	-	-	-	-	-	-	-	-	-
Mercury	mg/L	-	-	-	ND	-	ND	-	-	-	-	-	-	-	-	-
Nickel	mg/L	-	-	-	-	-	-	-	-	-	-	-	-	-	-	-
Potassium	mg/L	-	-	-	9.5	-	45.6	-	-	-	-	-	-	-	-	-
Selenium	mg/L	-	-	-	ND	-	ND	-	-	-	-	-	-	-	-	-
Silver	mg/L	-	-	-	ND	-	ND	-	-	-	-	-	-	-	-	-
Sodium	mg/L	-	-	-	32	-	45.6	-	-	-	-	-	-	-	-	-
Thallium	mg/L	-	-	-	-	-	-	-	-	-	-	-	-	-	-	-
Vanadium	mg/L	-	-	-	-	-	-	-	-	-	-	-	-	-	-	-
Zinc	mg/L	-	-	-	-	-	-	-	-	-	-	-	-	-	-	-
Cyanide	mg/L	-	-	-	ND	-	ND	-	-	-	-	-	-	-	-	-
MISCELLANEOUS																
Ethene	mg/L	-	-	-	-	-	-	-	-	-	-	-	-	-	-	-
Ethane	mg/L	-	-	-	-	-	-	-	-	-	-	-	-	-	-	-
Methane	mg/L	-	-	-	-	-	-	-	-	-	-	-	-	-	-	-
CO2	mg/L	-	-	-	-	-	-	-	-	-	-	-	-	-	-	-
Ferrous Iron	mg/L	-	-	-	-	-	-	-	-	-	-	-	-	-	-	-
Sulfide	mg/L	-	-	-	-	-	-	-	-	-	-	-	-	-	-	-
DOC	mg C/L	-	-	-	-	-	-	-	-	-	-	-	-	-	-	-
Redox Potential	mV	-	-	-	-	-	-	-	-	-	-	-	-	-	-	-
Alkalinity (total)	mg CaCO3/L	-	-	-	-	-	-	-	-	-	-	-	-	-	-	-
Total Organic Halogens/Halides (TOX	mg/L	-	-	-	-	0.031	0.02	-	-	-	-	-	-	-	-	-
Chloride	mg/L	-	-	-	74.2	-	63	-	-	-	-	-	-	-	-	-
Conductivity (field)	µmhos/cm	460	400	670	750	900	410	980	1100	1130	1130	970	-	-	600	-
Conductivity (lab)	µmhos/cm	-	-	-	-	-	-	-	-	-	-	-	-	-	-	-
Nitrite Nitrogen	mg/L	-	-	-	-	-	-	-	-	-	-	-	-	-	-	-
Nitrate/Nitrite Nitrogen	mg/L	-	-	-	0.6	-	0.26	-	-	-	-	-	-	-	-	-
Nitrate as N - Calculation	mg/L	-	-	-	-	-	-	-	-	-	-	-	-	-	-	-
pH (Lab)	std. units	-	-	-	7.7	-	8	-	-	-	-	-	-	-	-	-
pH (field)	std. units	6.95	7.37	7.4	7.45	6.85	8.39	6.86	7.06	7.24	7.02	7.36	-	-	7.04	-
Sulfate	mg/L	-	-	-	136	-	170	-	-	-	-	-	-	-	-	-
Total Organic Carbon (TOC)	mg/L	-	-	-	6.6	-	5.5	-	-	-	-	-	-	-	-	-
Temperature (field)	Celcius	10	8	13	14	8	8	11	12	10	8	10	-	-	9	-
Turbidity	NTUs	-	-	-	-	-	-	-	-	-	-	-	-	-	-	-

PT-21
Ash Landfill

Parameters	Source: Units	PES Nov 1993 4	PES Jan 1994 1	PES July 1994 2	PES Sept 1994 3	PES Dec 1994 4	PES Mar 1995 1	PES June 1995 2	PES Sept 1995 3	PES Jan 1996 4	PES Mar 1996 1	PES June 1996 2	PES Sept 1996 3	PES Dec 1996 4	PES Mar 1997 1
METALS															
Aluminum	mg/L	-	-	-	-	-	-	-	-	-	-	-	-	-	-
Antimony	mg/L	-	-	-	-	-	-	-	-	-	-	-	-	-	-
Arsenic	mg/L	-	-	-	-	-	-	-	-	-	-	-	-	-	-
Barium	mg/L	-	-	-	-	-	-	-	-	-	-	-	-	-	-
Beryllium	mg/L	-	-	-	-	-	-	-	-	-	-	-	-	-	-
Cadmium	mg/L	-	-	-	-	-	-	-	-	-	-	-	-	-	-
Calcium	mg/L	-	-	-	-	-	-	-	-	-	-	-	-	-	-
Chromium	mg/L	-	-	-	-	-	-	-	-	-	-	-	-	-	-
Cobalt	mg/L	-	-	-	-	-	-	-	-	-	-	-	-	-	-
Copper	mg/L	-	-	-	-	-	-	-	-	-	-	-	-	-	-
Iron	mg/L	-	-	-	-	-	-	-	-	-	-	-	-	-	-
Lead	mg/L	-	-	-	-	-	-	-	-	-	-	-	-	-	-
Magnesium	mg/L	-	-	-	-	-	-	-	-	-	-	-	-	-	-
Manganese	mg/L	-	-	-	-	-	-	-	-	-	-	-	-	-	-
Mercury	mg/L	-	-	-	-	-	-	-	-	-	-	-	-	-	-
Nickel	mg/L	-	-	-	-	-	-	-	-	-	-	-	-	-	-
Potassium	mg/L	-	-	-	-	-	-	-	-	-	-	-	-	-	-
Selenium	mg/L	-	-	-	-	-	-	-	-	-	-	-	-	-	-
Silver	mg/L	-	-	-	-	-	-	-	-	-	-	-	-	-	-
Sodium	mg/L	-	-	-	-	-	-	-	-	-	-	-	-	-	-
Thallium	mg/L	-	-	-	-	-	-	-	-	-	-	-	-	-	-
Vanadium	mg/L	-	-	-	-	-	-	-	-	-	-	-	-	-	-
Zinc	mg/L	-	-	-	-	-	-	-	-	-	-	-	-	-	-
Cyanide	mg/L	-	-	-	-	-	-	-	-	-	-	-	-	-	-
MISCELLANEOUS															
Ethene	mg/L	-	-	-	-	-	-	-	-	-	-	-	-	ND	ND
Ethane	mg/L	-	-	-	-	-	-	-	-	-	-	-	-	ND	ND
Methane	mg/L	-	-	-	-	-	-	-	-	-	-	-	-	0.0123	0.011
CO2	mg/L	-	-	-	-	-	-	-	-	-	-	-	-	-	-
Ferrous Iron	mg/L	-	-	-	-	-	-	-	-	-	-	-	-	0.01	0.1
Sulfide	mg/L	-	-	-	-	-	-	-	-	-	-	-	-	-	-
DOC	mg C/L	-	-	-	-	-	-	-	-	-	-	-	-	1.9	1.9
Redox Potential	mV	-	-	-	-	-	-	-	-	-	-	-	-	330	212
Alkalinity (total)	mg CaCO3/L	-	-	-	-	-	-	-	-	-	-	-	-	314	272
Total Organic Halogens/Halides (TOX	mg/L	0.05	0.02	-	-	-	-	-	-	-	-	-	-	-	-
Chloride	mg/L	84	67	-	-	-	-	-	-	-	-	-	-	119	138
Conductivity (field)	µmhos/cm	-	-	-	-	-	-	-	-	-	-	-	-	-	-
Conductivity (lab)	µmhos/cm	990	890	-	-	-	-	-	-	-	-	-	-	1171	1151
Nitrite Nitrogen	mg/L	-	-	-	-	-	-	-	-	-	-	-	-	-	-
Nitrate/Nitrite Nitrogen	mg/L	0.41	0.31	-	-	-	-	-	-	-	-	-	-	0.61	0.44
Nitrate as N - Calculation	mg/L	-	-	-	-	-	-	-	-	-	-	-	-	-	-
pH (Lab)	std. units	7.49	7.72	-	-	-	-	-	-	-	-	-	-	-	-
pH (field)	std. units	-	-	-	-	-	-	-	-	-	-	-	-	6.75	6.91
Sulfate	mg/L	140	120	-	-	-	-	-	-	-	-	-	-	203	203
Total Organic Carbon (TOC)	mg/L	3	1	-	-	-	-	-	-	-	-	-	-	-	-
Temperature (field)	Celcius	-	-	-	-	-	-	-	-	-	-	-	-	-	-
Turbidity	NTUs	-	-	-	-	-	-	-	-	-	-	-	-	-	-
		-	-	-	-	-	-	-	-	-	-	-	-	-	-

PT-24

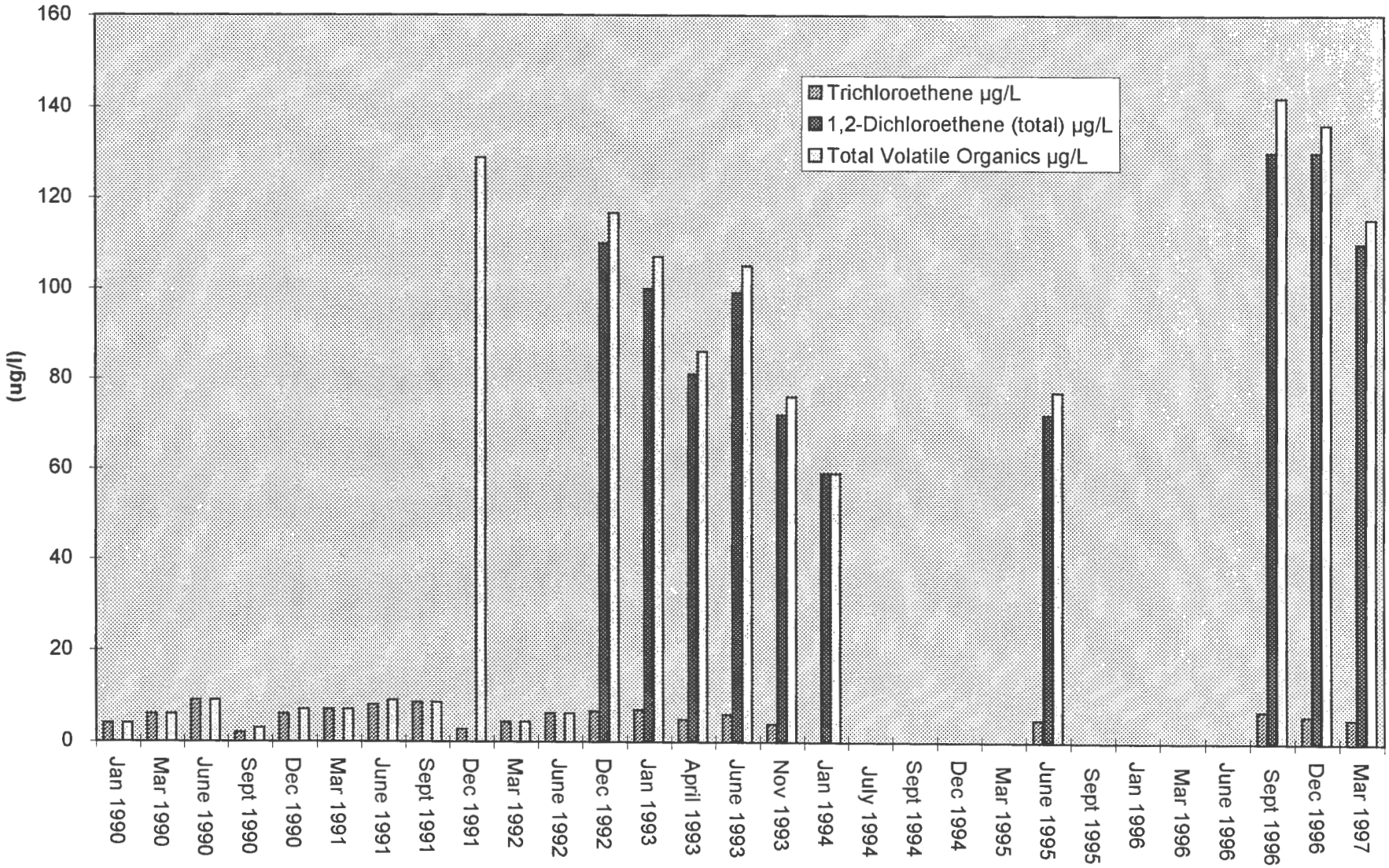

Note: Well was not sampled July 1994-Mar 1995 and Sept 1995-June 1996.

PT-24
Ash Landfill

Parameters	Source: Units	NET Jan 1990 1	NET Mar 1990 1	NET June 1990 2	NET Sept 1990 3	NET Dec 1990 4	NET Mar 1991 1	NET June 1991 2	NET Sept 1991 3	NET Dec 1991 4	NET Mar 1992 2	NET June 1992 3	GTC Dec 1992 4	ES Jan 1993 1	ES April 1993 2	ES June 1993 3
VOLATILE ORGANICS		624	624	624	624	624	624	624	624	624	624	624	624	NYSCLP	NYSCLP	NYSCLP
Chloromethane	µg/L	ND	ND	ND	ND	ND	ND	ND	ND	ND	ND	ND	ND	ND	ND	ND
Bromomethane	µg/L	ND	ND	ND	ND	ND	ND	ND	ND	ND	ND	ND	ND	ND	ND	ND
Vinyl Chloride	µg/L	ND	ND	ND	ND	ND	ND	ND	ND	ND	ND	ND	ND	ND	ND	ND
Chloroethane	µg/L	ND	ND	ND	ND	ND	ND	ND	ND	ND	ND	ND	ND	ND	ND	ND
Methylene Chloride	µg/L	ND	ND	ND	ND	ND	ND	ND	ND	ND	ND	ND	ND	ND	ND	ND
1,1-Dichloroethene	µg/L	ND	ND	ND	ND	ND	ND	ND	ND	ND	ND	ND	ND	ND	ND	ND
1,1-Dichloroethane	µg/L	ND	ND	ND	ND	ND	ND	ND	ND	ND	ND	ND	ND	ND	ND	ND
Chloroform	µg/L	ND	ND	ND	ND	ND	ND	ND	ND	ND	ND	ND	ND	ND	ND	ND
1,2-Dichloroethane	µg/L	ND	ND	ND	ND	ND	ND	ND	ND	ND	ND	ND	ND	ND	ND	ND
1,1,1-Trichloroethane	µg/L	ND	ND	ND	1	1	ND	1	ND	126	ND	ND	ND	ND	ND	ND
Carbon Tetrachloride	µg/L	ND	ND	ND	ND	ND	ND	ND	ND	ND	ND	ND	ND	ND	ND	ND
Bromodichloromethane	µg/L	ND	ND	ND	ND	ND	ND	ND	ND	ND	ND	ND	ND	ND	ND	ND
1,2-Dichloropropane	µg/L	ND	ND	ND	ND	ND	ND	ND	ND	ND	ND	ND	ND	ND	ND	ND
cis-1,3-Dirchloropropene	µg/L	ND	ND	ND	ND	ND	ND	ND	ND	ND	ND	ND	ND	ND	ND	ND
Trichloroethene	µg/L	4	6	9	2	6	7	8	8.61	2.8	4.4	6.2	6.7	7	5	6
Dibromochloromethane	µg/L	ND	ND	ND	ND	ND	ND	ND	ND	ND	ND	ND	ND	ND	ND	ND
1,1,2-Trichloroethane	µg/L	ND	ND	ND	ND	ND	ND	ND	ND	ND	ND	ND	ND	ND	ND	ND
Benzene	µg/L	ND	ND	ND	ND	ND	ND	ND	ND	ND	ND	ND	ND	ND	ND	ND
trans-1,3-Dichloropropene	µg/L	ND	ND	ND	ND	ND	ND	ND	ND	ND	ND	ND	ND	ND	ND	ND
Bromoform	µg/L	ND	ND	ND	ND	ND	ND	ND	ND	ND	ND	ND	ND	ND	ND	ND
Tetrachloroethene	µg/L	ND	ND	ND	ND	ND	ND	ND	ND	ND	ND	ND	ND	ND	ND	ND
1,1,2,2-Tetrachloroethane	µg/L	ND	ND	ND	ND	ND	ND	ND	ND	ND	ND	ND	ND	ND	ND	ND
Toluene	µg/L	ND	ND	ND	ND	ND	ND	ND	ND	ND	ND	ND	ND	ND	ND	ND
Chlorobenzene	µg/L	ND	ND	ND	ND	ND	ND	ND	ND	ND	ND	ND	ND	ND	ND	ND
Ethylbenzene	µg/L	ND	ND	ND	ND	ND	ND	ND	ND	ND	ND	ND	ND	ND	ND	ND
2-Chloroethylvinyl Ether	µg/L	ND	ND	ND	ND	ND	ND	ND	ND	ND	ND	ND	ND	-	-	-
1,3-Dichlorobenzene	µg/L	ND	ND	ND	ND	ND	ND	ND	ND	ND	ND	ND	-	-	-	-
1,2-Dichlorobenzene	µg/L	ND	ND	ND	ND	ND	ND	ND	ND	ND	ND	ND	-	-	-	-
1,4-Dichlorobenzene	µg/L	ND	ND	ND	ND	ND	ND	ND	ND	ND	ND	ND	-	-	-	-
1,2-Dichloroethene (total)	µg/L	-	-	-	-	-	-	-	-	-	-	-	110	100	81	99
cis-1,2-Dichloroethene	µg/L	-	-	-	-	-	-	-	-	-	-	- -		-	-	-
trans-1,2-Dichloroethene	µg/L	ND	ND	ND	ND	ND	ND	ND	ND	ND	ND	ND	ND	-	-	-
Trichlorofluoromethane	µg/L	ND	ND	ND	ND	ND	ND	ND	ND	ND	ND	ND	ND	-	-	-
Acetone	µg/L	-	-	-	-	-	-	-	-	-	-	-	-	ND	ND	ND
Carbon Disulfide	µg/L	-	-	-	-	-	-	-	-	-	-	-	-	ND	ND	ND
4-Methyl-2 Pentanone	µg/L	-	-	-	-	-	-	-	-	-	-	-	-	ND	ND	ND
2-Hexanone	µg/L	-	-	-	-	-	-	-	-	-	-	-	-	ND	ND	ND
Styrene	µg/L	-	-	-	-	-	-	-	-	-	-	-	-	ND	ND	ND
Xylenes (total)	µg/L	-	-	-	-	-	-	-	-	-	ND	ND	-	ND	ND	ND
Total Volatile Organics	µg/L	4	6	9	3	7	7	9	8.61	128.8	4.4	6.2	116.7	107	86	105

PT-24
Ash Landfill

Parameters	Source: Units	PES Nov 1993 4	PES Jan 1994 1	PES July 1994 2	PES Sept 1994 3	PES 1994 4	PES Mar 1995 1	PES June 1995 2	PES Sept 1995 3	PES Jan 1996 4	PES Mar 1996 1	PES June 1996 2	PES Sept 1996 3	PES Dec 1996 4	PES Mar 1997 1
VOLATILE ORGANICS		**NYSCLP**	**NYSCLP**					**NYSCLP**					**524.2**	**NYSCLP**	**NYSCLP**
Chloromethane	µg/L	ND	ND	-	-	-	-	ND	-	-	-	-	ND	ND	ND
Bromomethane	µg/L	ND	ND	-	-	-	-	ND	-	-	-	-	ND	ND	ND
Vinyl Chloride	µg/L	ND	ND	-	-	-	-	ND	-	-	-	-	ND	ND	ND
Chloroethane	µg/L	ND	ND	-	-	-	-	ND	-	-	-	-	ND	ND	ND
Methylene Chloride	µg/L	ND	ND	-	-	-	-	ND	-	-	-	-	ND	ND	ND
1,1-Dichloroethene	µg/L	ND	ND	-	-	-	-	ND	-	-	-	-	ND	ND	ND
1,1-Dichloroethane	µg/L	ND	ND	-	-	-	-	ND	-	-	-	-	ND	ND	ND
Chloroform	µg/L	ND	ND	-	-	-	-	ND	-	-	-	-	ND	ND	ND
1,2-Dichloroethane	µg/L	ND	ND	-	-	-	-	ND	-	-	-	-	ND	ND	ND
1,1,1-Trichloroethane	µg/L	ND	ND	-	-	-	-	ND	-	-	-	-	ND	ND	ND
Carbon Tetrachloride	µg/L	ND	ND	-	-	-	-	ND	-	-	-	-	ND	ND	ND
Bromodichloromethane	µg/L	ND	ND	-	-	-	-	ND	-	-	-	-	ND	ND	ND
1,2-Dichloropropane	µg/L	ND	ND	-	-	-	-	ND	-	-	-	-	ND	ND	ND
cis-1,3-Dirchloropropene	µg/L	ND	ND	-	-	-	-	ND	-	-	-	-	ND	ND	ND
Trichloroethene	µg/L	4	ND	-	-	-	-	5	-	-	-	-	7	6	5.4
Dibromochloromethane	µg/L	ND	ND	-	-	-	-	ND	-	-	-	-	ND	ND	ND
1,1,2-Trichloroethane	µg/L	ND	ND	-	-	-	-	ND	-	-	-	-	ND	ND	ND
Benzene	µg/L	ND	ND	-	-	-	-	ND	-	-	-	-	ND	ND	ND
trans-1,3-Dichloropropene	µg/L	ND	ND	-	-	-	-	ND	-	-	-	-	ND	ND	ND
Bromoform	µg/L	ND	ND	-	-	-	-	ND	-	-	-	-	ND	ND	ND
Tetrachloroethene	µg/L	ND	ND	-	-	-	-	ND	-	-	-	-	ND	ND	ND
1,1,2,2-Tetrachloroethane	µg/L	ND	ND	-	-	-	-	ND	-	-	-	-	ND	ND	ND
Toluene	µg/L	ND	ND	-	-	-	-	ND	-	-	-	-	ND	ND	ND
Chlorobenzene	µg/L	ND	ND	-	-	-	-	ND	-	-	-	-	ND	ND	ND
Ethylbenzene	µg/L	ND	ND	-	-	-	-	ND	-	-	-	-	ND	ND	ND
2-Chloroethylvinyl Ether	µg/L	-	-	-	-	-	-	-	-	-	-	-	ND	-	-
1,3-Dichlorobenzene	µg/L	-	-	-	-	-	-	-	-	-	-	-	ND	-	-
1,2-Dichlorobenzene	µg/L	-	-	-	-	-	-	-	-	-	-	-	ND	-	-
1,4-Dichlorobenzene	µg/L	-	-	-	-	-	-	-	-	-	-	-	ND	-	-
1,2-Dichloroethene (total)	µg/L	72	59	-	-	-	-	72	-	-	-	-	130	130	110
cis-1,2-Dichloroethene	µg/L	-	-	-	-	-	-	-	-	-	-	-	-	-	-
trans-1,2-Dichloroethene	µg/L	-	-	-	-	-	-	-	-	-	-	-	ND	-	-
Trichlorofluoromethane	µg/L	-	-	-	-	-	-	-	-	-	-	-	ND	-	-
Acetone	µg/L	ND	ND	-	-	-	-	ND	-	-	-	-	5	ND	ND
Carbon Disulfide	µg/L	ND	ND	-	-	-	-	ND	-	-	-	-	ND	ND	ND
4-Methyl-2 Pentanone	µg/L	ND	ND	-	-	-	-	ND	-	-	-	-	ND	ND	ND
2-Hexanone	µg/L	ND	ND	-	-	-	-	ND	-	-	-	-	ND	ND	ND
Styrene	µg/L	ND	ND	-	-	-	-	ND	-	-	-	-	ND	ND	ND
Xylenes (total)	µg/L	ND	ND	-	-	-	-	ND	-	-	-	-	ND	ND	ND
Total Volatile Organics	µg/L	76	59	0	0	0	0	77	0	0	0	0	142	136	115.4

PT-24
Ash Landfill

Parameters	Source: Units	NET Jan 1990 1	NET Mar 1990 1	NET June 1990 2	NET Sept 1990 3	NET Dec 1990 4	NET Mar 1991 1	NET June 1991 2	NET Sept 1991 3	NET Dec 1991 4	NET Mar 1992 2	NET June 1992 3	GTC Dec 1992 4	ES Jan 1993 1	ES April 1993 2	ES June 1993 3
METALS																
Aluminum	mg/L	-	-	-	-	-	-	-	-	-	-	-	-	13.5	-	1180
Antimony	mg/L	-	-	-	-	-	-	-	-	-	-	-	-	ND	-	ND
Arsenic	mg/L	-	ND	-	ND	-	ND	-	ND	-	ND	-	-	0.0016	-	ND
Barium	mg/L	-	ND	-	ND	-	0.065	-	0.13	-	0.054	-	-	0.116	-	49.8
Beryllium	mg/L	-	-	-	-	-	-	-	-	-	-	-	-	ND	-	0.32
Cadmium	mg/L	-	ND	-	ND	-	ND	-	ND	-	ND	-	-	ND	-	ND
Calcium	mg/L	-	-	-	-	-	-	-	-	-	-	-	-	125	-	1113000
Chromium	mg/L	-	0.041	-	ND	-	ND	-	0.037	-	ND	-	-	0.0176	-	ND
Cobalt	mg/L	-	-	-	-	-	-	-	-	-	-	-	-	0.0088	-	ND
Copper	mg/L	-	-	-	-	-	-	-	-	-	-	-	-	0.0111	-	2.6
Iron	mg/L	-	34	-	1.2	-	8.79	-	33.7	-	4.13	-	-	17.8	-	1460
Lead	mg/L	-	0.013	-	ND	-	ND	-	0.02	-	ND	-	-	0.0091	-	1.1
Magnesium	mg/L	-	-	-	-	-	-	-	-	-	-	-	-	17.2	-	12500
Manganese	mg/L	-	-	-	-	-	-	-	-	-	-	-	-	0.375	-	51.1
Mercury	mg/L	-	ND	-	ND	-	ND	-	ND	-	ND	-	-	ND	-	ND
Nickel	mg/L	-	-	-	-	-	-	-	-	-	-	-	-	0.0206	-	ND
Potassium	mg/L	-	ND	-	2.1	-	2.2	-	5.85	-	1.86	-	-	3.6	-	1890
Selenium	mg/L	-	ND	-	ND	-	ND	-	ND	-	ND	-	-	0.0012	-	ND
Silver	mg/L	-	ND	-	ND	-	ND	-	ND	-	ND	-	-	ND	-	ND
Sodium	mg/L	-	15	-	14	-	13.4	-	16.2	-	14.1	-	-	16.7	-	15100
Thallium	mg/L	-	-	-	-	-	-	-	-	-	-	-	-	ND	-	ND
Vanadium	mg/L	-	-	-	-	-	-	-	-	-	-	-	-	0.0195	-	4
Zinc	mg/L	-	-	-	-	-	-	-	-	-	-	-	-	0.0781	-	11.3
Cyanide	mg/L	-	-	-	-	-	-	-	-	-	-	-	-	ND	-	1.8
MISCELLANEOUS																
Ethene	mg/L	-	-	-	-	-	-	-	-	-	-	-	-	-	-	-
Ethane	mg/L	-	-	-	-	-	-	-	-	-	-	-	-	-	-	-
Methane	mg/L	-	-	-	-	-	-	-	-	-	-	-	-	-	-	-
CO2	mg/L	-	-	-	-	-	-	-	-	-	-	-	-	-	-	-
Ferrous Iron	mg/L	-	-	-	-	-	-	-	-	-	-	-	-	-	-	-
Sulfide	mg/L	-	-	-	-	-	-	-	-	-	-	-	-	-	-	-
DOC	mg C/L	-	-	-	-	-	-	-	-	-	-	-	-	-	-	-
Redox Potential	mV	-	-	-	-	-	-	-	-	-	-	-	-	-	-	-
Alkalinity (total)	mg CaCO3/L	-	-	-	-	-	-	-	-	-	-	-	-	-	-	-
Total Organic Halogens/Halides (TO	mg/L	-	0.0138	-	-	0.054	0.07	-	0.029	-	0.06	-	-	0.05	0.05	0.09
Chloride	mg/L	-	30	-	17.4	-	19.7	-	16.2	-	21	-	-	17.6	16	16
Conductivity (field)	µmhos/cm	350	330	510	500	540	420	725	770	740	700	650	-	425	390	500
Conductivity (lab)	µmhos/cm	-	-	-	-	-	540	-	-	-	627	-	-	663	620	650
Nitrite Nitrogen	mg/L	-	-	-	-	-	-	-	-	-	-	-	-	ND	-	-
Nitrate/Nitrite Nitrogen	mg/L	-	0.26	-	0.34	-	0.17	-	0.43	-	0.11	-	-	0.18	0.28	0.06
Nitrate as N - Calculation	mg/L	-	-	-	-	-	-	-	-	-	-	-	-	0.18	-	-
pH (Lab)	std. units	-	7.2	-	7	-	7.2	-	7.7	-	7.2	-	-	7.17	7.16	6.95
pH (field)	std. units	6.8	7.44	7.25	7.3	6.35	7.82	6.62	7.19	7.28	7.12	7.27	-	6.7	7.13	7.54
Sulfate	mg/L	-	120	-	125	-	80	-	93	-	75.7	-	-	55	44	37
Total Organic Carbon (TOC)	mg/L	-	16	-	4.4	-	16.7	-	9.2	-	4	-	-	2	2	ND
Temperature (field)	Celcius	7.5	7	15	16	9	7	13	15	8	6	11	-	6	5	13.7
Turbidity	NTUs	-	-	-	-	-	-	-	-	-	-	-	-	> 200	-	-

PT-24
Ash Landfill

Parameters	Source: Units	PES Nov 1993 4	PES Jan 1994 1	PES July 1994 2	PES Sept 1994 3	PES 1994 4	PES Mar 1995 1	PES June 1995 2	PES Sept 1995 3	PES Jan 1996 4	PES Mar 1996 1	PES June 1996 2	PES Sept 1996 3	PES Dec 1996 4	PES Mar 1997 1
METALS															
Aluminum	mg/L	-	-	-	-	-	-	-	-	-	-	-	-	-	-
Antimony	mg/L	-	-	-	-	-	-	-	-	-	-	-	-	-	-
Arsenic	mg/L	-	-	-	-	-	-	-	-	-	-	-	-	-	-
Barium	mg/L	-	-	-	-	-	-	-	-	-	-	-	-	-	-
Beryllium	mg/L	-	-	-	-	-	-	-	-	-	-	-	-	-	-
Cadmium	mg/L	-	-	-	-	-	-	-	-	-	-	-	-	ND	-
Calcium	mg/L	-	-	-	-	-	-	-	-	-	-	-	-	-	-
Chromium	mg/L	-	-	-	-	-	-	-	-	-	-	-	-	ND	-
Cobalt	mg/L	-	-	-	-	-	-	-	-	-	-	-	-	-	-
Copper	mg/L	-	-	-	-	-	-	-	-	-	-	-	-	-	-
Iron	mg/L	-	-	-	-	-	-	-	-	-	-	-	-	-	-
Lead	mg/L	-	-	-	-	-	-	-	-	-	-	-	-	ND	-
Magnesium	mg/L	-	-	-	-	-	-	-	-	-	-	-	-	-	-
Manganese	mg/L	-	-	-	-	-	-	-	-	-	-	-	-	ND	-
Mercury	mg/L	-	-	-	-	-	-	-	-	-	-	-	-	-	-
Nickel	mg/L	-	-	-	-	-	-	-	-	-	-	-	-	ND	-
Potassium	mg/L	-	-	-	-	-	-	-	-	-	-	-	-	-	-
Selenium	mg/L	-	-	-	-	-	-	-	-	-	-	-	-	-	-
Silver	mg/L	-	-	-	-	-	-	-	-	-	-	-	-	-	-
Sodium	mg/L	-	-	-	-	-	-	-	-	-	-	-	-	-	-
Thallium	mg/L	-	-	-	-	-	-	-	-	-	-	-	-	-	-
Vanadium	mg/L	-	-	-	-	-	-	-	-	-	-	-	-	-	-
Zinc	mg/L	-	-	-	-	-	-	-	-	-	-	-	-	-	-
Cyanide	mg/L	-	-	-	-	-	-	-	-	-	-	-	-	-	-
MISCELLANEOUS															
Ethene	mg/L	-	-	-	-	-	-	ND	-	-	-	-	-	ND	ND
Ethane	mg/L	-	-	-	-	-	-	ND	-	-	-	-	-	ND	ND
Methane	mg/L	-	-	-	-	-	-	ND	-	-	-	-	-	ND	ND
CO2	mg/L	-	-	-	-	-	-	275	-	-	-	-	-	-	-
Ferrous Iron	mg/L	-	-	-	-	-	-	0.12	-	-	-	-	-	0	0.07
Sulfide	mg/L	-	-	-	-	-	-	ND	-	-	-	-	-	-	-
DOC	mg C/L	-	-	-	-	-	-	4.6	-	-	-	-	-	1.6	1.5
Redox Potential	mV	-	-	-	-	-	-	372.4	-	-	-	-	-	359	331
Alkalinity (total)	mg CaCO3/L	-	-	-	-	-	-	288	-	-	-	-	-	332	326
Total Organic Halogens/Halides (TO	mg/L	ND	0.03	-	-	-	-	-	-	-	-	-	-	-	-
Chloride	mg/L	13	14	-	-	-	-	40.3	-	-	-	-	-	29.4	33.3
Conductivity (field)	µmhos/cm	-	-	-	-	-	-	-	-	-	-	-	-	-	-
Conductivity (lab)	µmhos/cm	650	750	-	-	-	-	763	-	-	-	-	-	810	840
Nitrite Nitrogen	mg/L	-	-	-	-	-	-	ND	-	-	-	-	-	-	-
Nitrate/Nitrite Nitrogen	mg/L	0.33	0.26	-	-	-	-	0.15	-	-	-	-	-	1.3	0.91
Nitrate as N - Calculation	mg/L	-	-	-	-	-	-	-	-	-	-	-	-	-	-
pH (Lab)	std. units	7.17	7.33	-	-	-	-	7.09	-	-	-	-	-	-	-
pH (field)	std. units	-	-	-	-	-	-	-	-	-	-	-	-	6.62	6.68
Sulfate	mg/L	47	49	-	-	-	-	79	-	-	-	-	-	118	126
Total Organic Carbon (TOC)	mg/L	2	2	-	-	-	-	-	-	-	-	-	-	-	-
Temperature (field)	Celcius	-	-	-	-	-	-	-	-	-	-	-	-	-	-
Turbidity	NTUs	-	-	-	-	-	-	-	-	-	-	-	-	-	-
		-	-	-	-	-	-	-	-	-	-	-	-	-	-

MW-27
Ash Landfill

Parameters	Source: Units	NET Jan 1990 1	NET Mar 1990 1	NET June 1990 2	NET Sept 1990 3	NET Dec 1990 4	NET Mar 1991 1	NET June 1991 2	NET Sept 1991 3	NET Dec 1991 4	NET Mar 1992 2	NET June 1992 3	GTC Dec 1992 4	ES Jan 1993 1	ES April 1993 2	ES June 1993 3
VOLATILE ORGANICS		624	624	624	624	624	624	624	624	624	624	624	624	NYSCLP	NYSCLP	NYSCLP
Chloromethane	µg/L	ND	ND	ND	ND	ND	ND	ND	ND	ND	ND	ND	ND	ND	ND	ND
Bromomethane	µg/L	ND	ND	ND	ND	ND	ND	ND	ND	ND	ND	ND	ND	ND	ND	ND
Vinyl Chloride	µg/L	ND	ND	ND	ND	ND	ND	ND	ND	ND	ND	ND	ND	ND	ND	ND
Chloroethane	µg/L	ND	ND	ND	ND	ND	ND	ND	ND	ND	ND	ND	ND	ND	ND	ND
Methylene Chloride	µg/L	ND	ND	ND	ND	ND	ND	ND	ND	ND	ND	ND	ND	ND	2	ND
1,1-Dichloroethene	µg/L	ND	ND	ND	ND	ND	ND	ND	ND	ND	ND	ND	ND	ND	ND	ND
1,1-Dichloroethane	µg/L	ND	ND	ND	ND	ND	ND	ND	ND	ND	ND	ND	ND	ND	ND	ND
Chloroform	µg/L	ND	ND	ND	ND	ND	ND	ND	ND	ND	ND	ND	ND	ND	ND	ND
1,2-Dichloroethane	µg/L	ND	ND	ND	ND	ND	ND	ND	ND	ND	ND	ND	ND	ND	ND	ND
1,1,1-Trichloroethane	µg/L	ND	ND	ND	ND	ND	ND	ND	ND	ND	ND	ND	ND	ND	ND	ND
Carbon Tetrachloride	µg/L	ND	ND	ND	ND	ND	ND	ND	ND	ND	ND	ND	ND	ND	ND	ND
Bromodichloromethane	µg/L	ND	ND	ND	ND	ND	ND	ND	ND	ND	ND	ND	ND	ND	ND	ND
1,2-Dichloropropane	µg/L	ND	ND	ND	ND	ND	ND	ND	ND	ND	ND	ND	ND	ND	ND	ND
cis-1,3-Dirchloropropene	µg/L	ND	ND	ND	ND	ND	ND	ND	ND	ND	ND	ND	ND	ND	ND	ND
Trichloroethene	µg/L	ND	ND	ND	ND	ND	ND	ND	ND	ND	ND	ND	ND	ND	ND	ND
Dibromochloromethane	µg/L	ND	ND	ND	ND	ND	ND	ND	ND	ND	ND	ND	ND	ND	ND	ND
1,1,2-Trichloroethane	µg/L	ND	ND	ND	ND	ND	ND	ND	ND	ND	ND	ND	ND	ND	ND	ND
Benzene	µg/L	ND	ND	ND	ND	ND	ND	ND	ND	ND	ND	ND	ND	ND	ND	ND
trans-1,3-Dichloropropene	µg/L	ND	ND	ND	ND	ND	ND	ND	ND	ND	ND	ND	ND	ND	ND	ND
Bromoform	µg/L	ND	ND	ND	ND	ND	ND	ND	ND	ND	ND	ND	ND	ND	ND	ND
Tetrachloroethene	µg/L	ND	ND	ND	ND	ND	ND	ND	ND	ND	ND	ND	ND	ND	ND	ND
1,1,2,2-Tetrachloroethane	µg/L	ND	ND	ND	ND	ND	ND	ND	ND	ND	ND	ND	ND	ND	ND	ND
Toluene	µg/L	ND	ND	ND	ND	ND	ND	ND	ND	ND	ND	ND	ND	ND	ND	ND
Chlorobenzene	µg/L	ND	ND	ND	ND	ND	ND	ND	ND	ND	ND	ND	ND	ND	ND	ND
Ethylbenzene	µg/L	ND	ND	ND	ND	ND	ND	ND	ND	ND	ND	ND	ND	ND	ND	ND
2-Chloroethylvinyl Ether	µg/L	ND	ND	ND	ND	ND	ND	ND	ND	ND	ND	ND	ND	-	-	-
1,3-Dichlorobenzene	µg/L	ND	ND	ND	ND	ND	ND	ND	ND	ND	ND	ND	-	-	-	-
1,2-Dichlorobenzene	µg/L	ND	ND	ND	ND	ND	ND	ND	ND	ND	ND	ND	-	-	-	-
1,4-Dichlorobenzene	µg/L	ND	ND	ND	ND	ND	ND	ND	ND	ND	ND	ND	-	-	-	-
1,2-Dichloroethene (total)	µg/L	-	-	-	-	-	-	-	-	-	-	-	-	ND	ND	ND
cis-1,2-Dichloroethene	µg/L	-	-	-	-	-	-	-	-	-	-	-	ND	-	-	-
trans-1,2-Dichloroethene	µg/L	ND	ND	ND	ND	ND	ND	ND	ND	ND	ND	ND	ND	-	-	-
Trichlorofluoromethane	µg/L	ND	ND	ND	ND	ND	ND	ND	ND	ND	ND	ND	ND	-	-	-
Acetone	µg/L	-	-	-	-	-	-	-	-	-	-	-	-	ND	ND	ND
Carbon Disulfide	µg/L	-	-	-	-	-	-	-	-	-	-	-	-	ND	ND	ND
4-Methyl-2 Pentanone	µg/L	-	-	-	-	-	-	-	-	-	-	-	-	ND	ND	ND
2-Hexanone	µg/L	-	-	-	-	-	-	-	-	-	-	-	-	ND	ND	ND
Styrene	µg/L	-	-	-	-	-	-	-	-	-	-	-	-	ND	ND	ND
Xylenes (total)	µg/L	-	-	-	-	-	-	-	-	-	-	-	-	ND	ND	ND
Total Volatile Organics	µg/L	0	0	0	0	0	0	0	0	0	0	0	0	0	2	0

MW-27
Ash Landfill

Parameters	Source: Units	PES Nov 1993 4	PES Jan 1994 1	PES July 1994 2	PES Sept 1994 3	PES 1994 4	PES Mar 1995 1	PES June 1995 2	PES Sept 1995 3	PES Jan 1996 4	PES Mar 1996 1	PES June 1996 2	PES Sept 1996 3	PES Dec 1996 4	PES Mar 1997 1
VOLATILE ORGANICS		NYSCLP	NYSCLP	NYSCLP				524.2	524.2	524.2	524.2	524.2	524.2	524.2	524.2
Chloromethane	µg/L	ND	ND	ND	-	-	-	ND	ND	ND	ND	ND	ND	ND	ND
Bromomethane	µg/L	ND	ND	ND	-	-	-	ND	ND	ND	ND	ND	ND	ND	ND
Vinyl Chloride	µg/L	ND	ND	ND	-	-	-	ND	ND	ND	ND	ND	ND	ND	ND
Chloroethane	µg/L	ND	ND	ND	-	-	-	ND	ND	ND	ND	ND	ND	ND	ND
Methylene Chloride	µg/L	ND	ND	ND	-	-	-	ND	ND	ND	ND	ND	ND	ND	ND
1,1-Dichloroethene	µg/L	ND	ND	ND	-	-	-	ND	ND	ND	ND	ND	ND	ND	ND
1,1-Dichloroethane	µg/L	ND	ND	ND	-	-	-	ND	ND	ND	ND	ND	ND	ND	ND
Chloroform	µg/L	ND	ND	ND	-	-	-	ND	ND	ND	ND	ND	ND	ND	ND
1,2-Dichloroethane	µg/L	ND	ND	ND	-	-	-	ND	ND	ND	ND	ND	ND	ND	ND
1,1,1-Trichloroethane	µg/L	ND	ND	ND	-	-	-	ND	ND	ND	ND	ND	ND	ND	ND
Carbon Tetrachloride	µg/L	ND	ND	ND	-	-	-	ND	ND	ND	ND	ND	ND	ND	ND
Bromodichloromethane	µg/L	ND	ND	ND	-	-	-	ND	ND	ND	ND	ND	ND	ND	ND
1,2-Dichloropropane	µg/L	ND	ND	ND	-	-	-	ND	ND	ND	ND	ND	ND	ND	ND
cis-1,3-Dirchloropropene	µg/L	ND	ND	ND	-	-	-	ND	ND	ND	ND	ND	ND	ND	ND
Trichloroethene	µg/L	ND	ND	ND	-	-	-	ND	ND	ND	ND	ND	ND	ND	ND
Dibromochloromethane	µg/L	ND	ND	ND	-	-	-	ND	ND	ND	ND	ND	ND	ND	ND
1,1,2-Trichloroethane	µg/L	ND	ND	ND	-	-	-	ND	ND	ND	ND	ND	ND	ND	ND
Benzene	µg/L	ND	ND	ND	-	-	-	ND	ND	ND	ND	ND	ND	ND	ND
trans-1,3-Dichloropropene	µg/L	ND	ND	ND	-	-	-	ND	ND	ND	ND	ND	ND	ND	ND
Bromoform	µg/L	ND	ND	ND	-	-	-	ND	ND	ND	ND	ND	ND	ND	ND
Tetrachloroethene	µg/L	ND	ND	ND	-	-	-	ND	ND	ND	ND	ND	ND	ND	ND
1,1,2,2-Tetrachloroethane	µg/L	ND	ND	ND	-	-	-	ND	ND	ND	ND	ND	ND	ND	ND
Toluene	µg/L	ND	ND	ND	-	-	-	ND	ND	ND	ND	ND	ND	ND	ND
Chlorobenzene	µg/L	ND	ND	ND	-	-	-	ND	ND	ND	ND	ND	ND	ND	ND
Ethylbenzene	µg/L	ND	ND	ND	-	-	-	ND	ND	ND	ND	ND	ND	ND	ND
2-Chloroethylvinyl Ether	µg/L	-	-	-	-	-	-	ND	ND	ND	ND	ND	ND	ND	ND
1,3-Dichlorobenzene	µg/L	-	-	-	-	-	-	ND	ND	ND	ND	ND	ND	ND	ND
1,2-Dichlorobenzene	µg/L	-	-	-	-	-	-	ND	ND	ND	ND	ND	ND	ND	ND
1,4-Dichlorobenzene	µg/L	-	-	-	-	-	-	ND	ND	ND	ND	ND	ND	ND	ND
1,2-Dichloroethene (total)	µg/L	ND	ND	ND	-	-	-	ND	ND	ND	ND	ND	ND	ND	ND
cis-1,2-Dichloroethene	µg/L	-	-	-	-	-	-	ND	ND	ND	ND	ND	ND	ND	ND
trans-1,2-Dichloroethene	µg/L	-	-	-	-	-	-	ND	ND	ND	ND	ND	ND	ND	ND
Trichlorofluoromethane	µg/L	-	-	-	-	-	-	ND	ND	ND	ND	ND	ND	ND	ND
Acetone	µg/L	ND	ND	ND	-	-	-	ND	ND	ND	ND	ND	ND	ND	ND
Carbon Disulfide	µg/L	ND	ND	ND	-	-	-	ND	ND	ND	ND	ND	ND	ND	ND
4-Methyl-2 Pentanone	µg/L	ND	ND	ND	-	-	-	ND	ND	ND	ND	ND	ND	ND	ND
2-Hexanone	µg/L	ND	ND	ND	-	-	-	ND	ND	ND	ND	ND	ND	ND	ND
Styrene	µg/L	ND	ND	ND	-	-	-	ND	ND	ND	ND	ND	ND	ND	ND
Xylenes (total)	µg/L	ND	ND	ND	-	-	-	ND	ND	ND	ND	ND	ND	ND	ND
Total Volatile Organics	µg/L	0	0	0	0	0	0	0	0	0	0	0	0	0	0

MW-27
Ash Landfill

Parameters	Source: Units	NET Jan 1990 1	NET Mar 1990 1	NET June 1990 2	NET Sept 1990 3	NET Dec 1990 4	NET Mar 1991 1	NET June 1991 2	NET Sept 1991 3	NET Dec 1991 4	NET Mar 1992 2	NET June 1992 3	GTC Dec 1992 4	ES Jan 1993 1	ES April 1993 2	ES June 1993 3
METALS																
Aluminum	mg/L	-	-	-	-	-	-	-	-	-	-	-	-	1.4	-	1090.0
Antimony	mg/L	-	-	-	-	-	-	-	-	-	-	-	-	ND	-	ND
Arsenic	mg/L	-	-	-	-	-	ND	-	-	-	ND	-	-	0.0029	-	1.5
Barium	mg/L	-	-	-	-	-	0.072	-	-	-	0.072	-	-	0.0996	-	113.0
Beryllium	mg/L	-	-	-	-	-	-	-	-	-	-	-	-	0.00043	-	ND
Cadmium	mg/L	-	-	-	-	-	ND	-	-	-	ND	-	-	ND	-	ND
Calcium	mg/L	-	-	-	-	-	-	-	-	-	-	-	-	153	-	123000.0
Chromium	mg/L	-	-	-	-	-	ND	-	-	-	ND	-	-	ND	-	ND
Cobalt	mg/L	-	-	-	-	-	-	-	-	-	-	-	-	0.0066	-	ND
Copper	mg/L	-	-	-	-	-	-	-	-	-	-	-	-	0.0048	-	2.8
Iron	mg/L	-	-	-	-	-	10.2	-	-	-	8.13	-	-	2.49	-	3320.0
Lead	mg/L	-	-	-	-	-	ND	-	-	-	ND	-	-	0.0032	-	ND
Magnesium	mg/L	-	-	-	-	-	-	-	-	-	-	-	-	15.5	-	19000.0
Manganese	mg/L	-	-	-	-	-	-	-	-	-	-	-	-	0.759	-	818.0
Mercury	mg/L	-	-	-	-	-	ND	-	-	-	ND	-	-	ND	-	ND
Nickel	mg/L	-	-	-	-	-	-	-	-	-	-	-	-	0.0058	-	ND
Potassium	mg/L	-	-	-	-	-	4.67	-	-	-	3.2	-	-	3.51	-	6210.0
Selenium	mg/L	-	-	-	-	-	ND	-	-	-	ND	-	-	ND	-	1.1
Silver	mg/L	-	-	-	-	-	ND	-	-	-	ND	-	-	ND	-	ND
Sodium	mg/L	-	-	-	-	-	17.8	-	-	-	20.1	-	-	17.4	-	16500.0
Thallium	mg/L	-	-	-	-	-	-	-	-	-	-	-	-	ND	-	ND
Vanadium	mg/L	-	-	-	-	-	-	-	-	-	-	-	-	ND	-	3.5
Zinc	mg/L	-	-	-	-	-	-	-	-	-	-	-	-	0.0171	-	12.9
Cyanide	mg/L	-	-	-	-	-	-	-	-	-	-	-	-	ND	-	ND
MISCELLANEOUS																
Ethene	mg/L	-	-	-	-	-	-	-	-	-	-	-	-	-	-	-
Ethane	mg/L	-	-	-	-	-	-	-	-	-	-	-	-	-	-	-
Methane	mg/L	-	-	-	-	-	-	-	-	-	-	-	-	-	-	-
CO2	mg/L	-	-	-	-	-	-	-	-	-	-	-	-	-	-	-
Ferrous Iron	mg/L	-	-	-	-	-	-	-	-	-	-	-	-	-	-	-
Sulfide	mg/L	-	-	-	-	-	-	-	-	-	-	-	-	-	-	-
DOC	mg C/L	-	-	-	-	-	-	-	-	-	-	-	-	-	-	-
Redox Potential	mV	-	-	-	-	-	-	-	-	-	-	-	-	-	-	-
Alkalinity (total)	mg CaCO3/L	-	-	-	-	-	-	-	-	-	-	-	-	-	-	-
Total Organic Halogens/Halides (TOX	mg/L	-	-	-	-	-	0.023	-	-	-	0.01	-	-	ND	ND	ND
Chloride	mg/L	-	-	-	-	-	35.5	-	-	-	30.6	-	-	24	36	45
Conductivity (field)	µmhos/cm	480	470	650	560	560	490	855	860	870	660	690	-	427	445	600
Conductivity (lab)	µmhos/cm	-	-	-	-	-	630	-	-	-	615	-	-	661	700	760
Nitrite Nitrogen	mg/L	-	-	-	-	-	-	-	-	-	-	-	-	ND	-	-
Nitrate/Nitrite Nitrogen	mg/L	-	-	-	-	-	0.04	-	-	-	ND	-	-	0.06	ND	ND
Nitrate as N - Calculation	mg/L	-	-	-	-	-	-	-	-	-	-	-	-	0.06	-	-
pH (Lab)	std. units	-	-	-	-	-	7.4	-	-	-	7.6	-	-	7.23	7.17	7.32
pH (field)	std. units	7.05	6.81	7.26	7.45	6.55	7.85	6.62	7.19	7.41	7.19	7.2	-	7.49	7.16	7.20
Sulfate	mg/L	-	-	-	-	-	90.4	-	-	-	80.8	-	-	41	47	53
Total Organic Carbon (TOC)	mg/L	-	-	-	-	-	18.9	-	-	-	8	-	-	1.4	2	ND
Temperature (field)	Celcius	7	6	15	16	8	7	14	19	7	6	12	-	6	7.5	13
Turbidity	NTUs	-	-	-	-	-	-	-	-	-	-	-	-	>200	26.1	-

MW-27
Ash Landfill

Parameters	Source: Units	PES Nov 1993 4	PES Jan 1994 1	PES July 1994 2	PES Sept 1994 3	PES 1994 4	PES Mar 1995 1	PES June 1995 2	PES Sept 1995 3	PES Jan 1996 4	PES Mar 1996 1	PES June 1996 2	PES Sept 1996 3	PES Dec 1996 4	PES Mar 1997 1
METALS															
Aluminum	mg/L	-	-	-	-	-	-	-	-	-	-	-	-	-	-
Antimony	mg/L	-	-	-	-	-	-	-	-	-	-	-	-	-	-
Arsenic	mg/L	-	-	-	-	-	-	-	-	-	-	-	-	-	-
Barium	mg/L	-	-	-	-	-	-	-	-	-	-	-	-	-	-
Beryllium	mg/L	-	-	-	-	-	-	-	-	-	-	-	-	-	-
Cadmium	mg/L	-	-	-	-	-	-	-	-	-	-	-	-	-	-
Calcium	mg/L	-	-	-	-	-	-	-	-	-	-	-	-	-	-
Chromium	mg/L	-	-	-	-	-	-	-	-	-	-	-	-	-	-
Cobalt	mg/L	-	-	-	-	-	-	-	-	-	-	-	-	-	-
Copper	mg/L	-	-	-	-	-	-	-	-	-	-	-	-	-	-
Iron	mg/L	-	-	-	-	-	-	-	-	-	-	-	-	-	-
Lead	mg/L	-	-	-	-	-	-	-	-	-	-	-	-	-	-
Magnesium	mg/L	-	-	-	-	-	-	-	-	-	-	-	-	-	-
Manganese	mg/L	-	-	-	-	-	-	-	-	-	-	-	-	-	-
Mercury	mg/L	-	-	-	-	-	-	-	-	-	-	-	-	-	-
Nickel	mg/L	-	-	-	-	-	-	-	-	-	-	-	-	-	-
Potassium	mg/L	-	-	-	-	-	-	-	-	-	-	-	-	-	-
Selenium	mg/L	-	-	-	-	-	-	-	-	-	-	-	-	-	-
Silver	mg/L	-	-	-	-	-	-	-	-	-	-	-	-	-	-
Sodium	mg/L	-	-	-	-	-	-	-	-	-	-	-	-	-	-
Thallium	mg/L	-	-	-	-	-	-	-	-	-	-	-	-	-	-
Vanadium	mg/L	-	-	-	-	-	-	-	-	-	-	-	-	-	-
Zinc	mg/L	-	-	-	-	-	-	-	-	-	-	-	-	-	-
Cyanide	mg/L	-	-	-	-	-	-	-	-	-	-	-	-	-	-
MISCELLANEOUS															
Ethene	mg/L	-	-	-	-	-	-	ND	-	-	-	-	-	ND	ND
Ethane	mg/L	-	-	-	-	-	-	ND	-	-	-	-	-	ND	ND
Methane	mg/L	-	-	-	-	-	-	0.184	-	-	-	-	-	0.002	ND
CO2	mg/L	-	-	-	-	-	-	268	-	-	-	-	-	-	-
Ferrous Iron	mg/L	-	-	-	-	-	-	0.21	-	-	-	-	-	0.17	0.41
Sulfide	mg/L	-	-	-	-	-	-	ND	-	-	-	-	-	-	-
DOC	mg C/L	-	-	-	-	-	-	2.3	-	-	-	-	-	1.9	1.9
Redox Potential	mV	-	-	-	-	-	-	394.7	-	-	-	-	-	287	323
Alkalinity (total)	mg CaCO3/L	0.08	0.05	-	-	-	-	292	-	-	-	-	-	318	288
Total Organic Halogens/Halides (TOX	mg/L	34	44	-	-	-	-	-	-	-	-	-	-	-	-
Chloride	mg/L	-	-	-	-	-	-	37.8	-	-	-	-	-	19.4	23.5
Conductivity (field)	µmhos/cm	600	770	-	-	-	-	-	-	-	-	-	-	-	-
Conductivity (lab)	µmhos/cm	-	-	-	-	-	-	633	-	-	-	-	-	672	657
Nitrite Nitrogen	mg/L	0.15	ND	-	-	-	-	ND	-	-	-	-	-	-	-
Nitrate/Nitrite Nitrogen	mg/L	-	-	-	-	-	-	0.098	-	-	-	-	-	0.03	0.03
Nitrate as N - Calculation	mg/L	7.42	7.45	-	-	-	-	-	-	-	-	-	-	-	-
pH (Lab)	std. units	-	-	-	-	-	-	7.73	-	-	-	-	-	7.03	6.98
pH (field)	std. units	72	64	-	-	-	-	-	-	-	-	-	-	-	-
Sulfate	mg/L	3	1	-	-	-	-	50.7	-	-	-	-	-	44.3	48.6
Total Organic Carbon (TOC)	mg/L	-	-	-	-	-	-	-	-	-	-	-	-	-	-
Temperature (field)	Celcius	-	-	-	-	-	-	-	-	-	-	-	-	-	-
Turbidity	NTUs	-	-	-	-	-	-	-	-	-	-	-	-	-	-
		-	-	-	-	-	-	-	-	-	-	-	-	-	-

MW-29

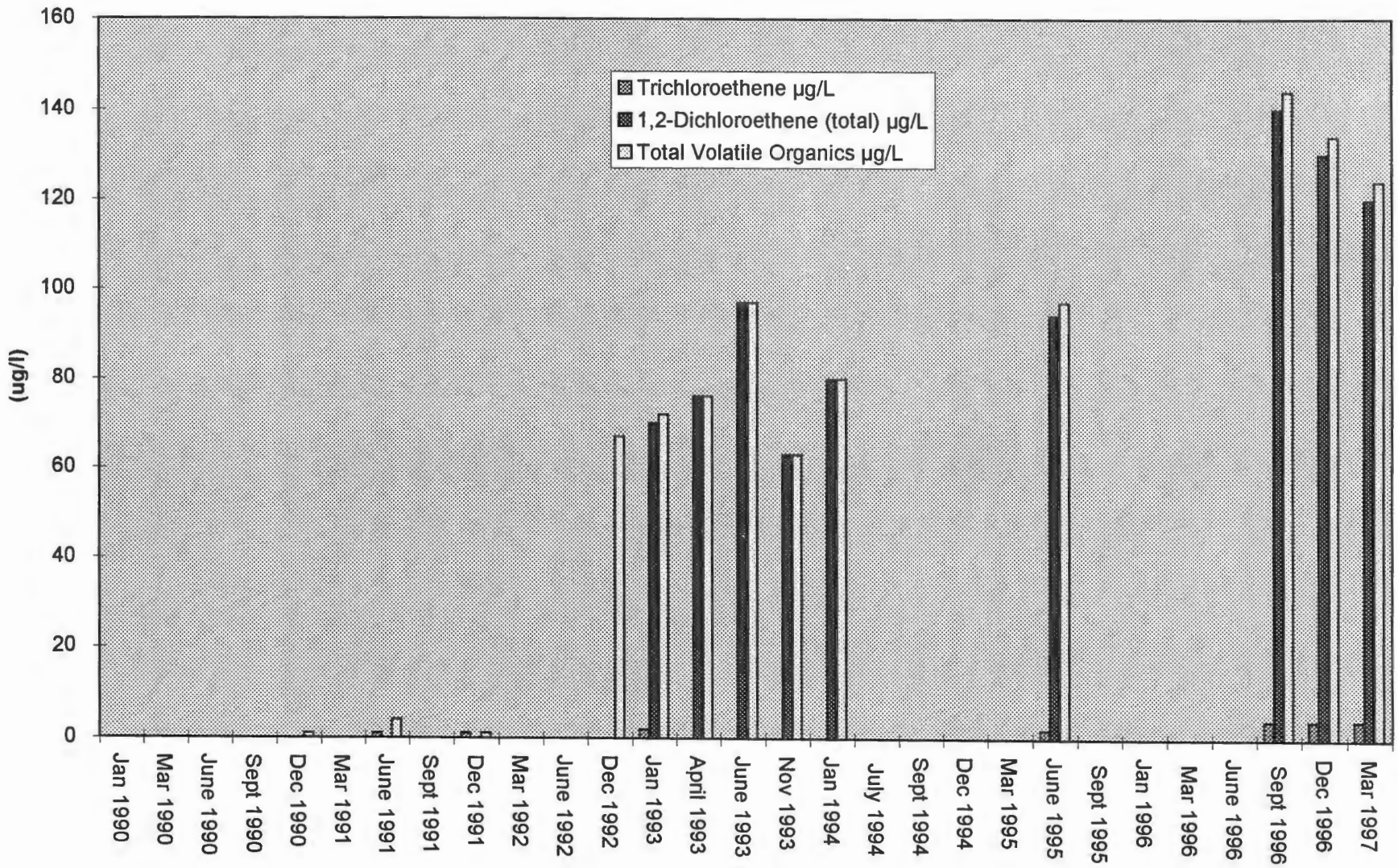

Note: Well was not sampled Sept 1990, Sept 1991, July 1994-Mar 1995 and Sept 1995-June 1996.

MW-29
Ash Landfill

Parameters	Source: Units	NET Jan 1990 1	NET Mar 1990 1	NET June 1990 2	NET Sept 1990 3	NET Dec 1990 4	NET Mar 1991 1	NET June 1991 2	NET Sept 1991 3	NET Dec 1991 4	NET Mar 1992 2	NET June 1992 3	GTC Dec 1992 4	ES Jan 1993 1	ES April 1993 2	ES June 1993 3
					DRY				DRY							
VOLATILE ORGANICS		624	624	624	624	624	624	624	624	624	624	624	624	NYSCLP	NYSCLP	NYSCLP
Chloromethane	µg/L	ND	ND	ND	-	ND	ND	ND	-	ND	ND	ND	ND	ND	ND	ND
Bromomethane	µg/L	ND	ND	ND	-	ND	ND	ND	-	ND	ND	ND	ND	ND	ND	ND
Vinyl Chloride	µg/L	ND	ND	ND	-	ND	ND	ND	-	ND	ND	ND	ND	ND	ND	ND
Chloroethane	µg/L	ND	ND	ND	-	ND	ND	ND	-	ND	ND	ND	ND	ND	ND	ND
Methylene Chloride	µg/L	ND	ND	ND	-	ND	ND	ND	-	ND	ND	ND	ND	ND	ND	ND
1,1-Dichloroethene	µg/L	ND	ND	ND	-	ND	ND	ND	-	ND	ND	ND	ND	ND	ND	ND
1,1-Dichloroethane	µg/L	ND	ND	ND	-	ND	ND	ND	-	ND	ND	ND	ND	ND	ND	ND
Chloroform	µg/L	ND	ND	ND	-	ND	ND	ND	-	ND	ND	ND	ND	ND	ND	ND
1,2-Dichloroethane	µg/L	ND	ND	ND	-	ND	ND	1	-	ND	ND	ND	ND	ND	ND	ND
1,1,1-Trichloroethane	µg/L	ND	ND	ND	-	1	ND	2	-	ND	ND	ND	ND	ND	ND	ND
Carbon Tetrachloride	µg/L	ND	ND	ND	-	ND	ND	ND	-	ND	ND	ND	ND	ND	ND	ND
Bromodichloromethane	µg/L	ND	ND	ND	-	ND	ND	ND	-	ND	ND	ND	ND	ND	ND	ND
1,2-Dichloropropane	µg/L	ND	ND	ND	-	ND	ND	ND	-	ND	ND	ND	ND	ND	ND	ND
cis-1,3-Dirchloropropene	µg/L	ND	ND	ND	-	ND	ND	ND	-	ND	ND	ND	ND	ND	ND	ND
Trichloroethene	µg/L	ND	ND	ND	-	ND	ND	1	-	1.2	ND	ND	ND	2	ND	ND
Dibromochloromethane	µg/L	ND	ND	ND	-	ND	ND	ND	-	ND	ND	ND	ND	ND	ND	ND
1,1,2-Trichloroethane	µg/L	ND	ND	ND	-	ND	ND	ND	-	ND	ND	ND	ND	ND	ND	ND
Benzene	µg/L	ND	ND	ND	-	ND	ND	ND	-	ND	ND	ND	ND	ND	ND	ND
trans-1,3-Dichloropropene	µg/L	ND	ND	ND	-	ND	ND	ND	-	ND	ND	ND	ND	ND	ND	ND
Bromoform	µg/L	ND	ND	ND	-	ND	ND	ND	-	ND	ND	ND	ND	ND	ND	ND
Tetrachloroethene	µg/L	ND	ND	ND	-	ND	ND	ND	-	ND	ND	ND	ND	ND	ND	ND
1,1,2,2-Tetrachloroethane	µg/L	ND	ND	ND	-	ND	ND	ND	-	ND	ND	ND	ND	ND	ND	ND
Toluene	µg/L	ND	ND	ND	-	ND	ND	ND	-	ND	ND	ND	ND	ND	ND	ND
Chlorobenzene	µg/L	ND	ND	ND	-	ND	ND	ND	-	ND	ND	ND	ND	ND	ND	ND
Ethylbenzene	µg/L	ND	ND	ND	-	ND	ND	ND	-	ND	ND	ND	ND	ND	ND	ND
2-Chloroethylvinyl Ether	µg/L	ND	ND	ND	-	ND	ND	ND	-	ND	ND	ND	ND	-	-	-
1,3-Dichlorobenzene	µg/L	ND	ND	ND	-	ND	ND	ND	-	ND	ND	ND	-	-	-	-
1,2-Dichlorobenzene	µg/L	ND	ND	ND	-	ND	ND	ND	-	ND	ND	ND	-	-	-	-
1,4-Dichlorobenzene	µg/L	ND	ND	ND	-	ND	ND	ND	-	ND	ND	ND	-	-	-	-
1,2-Dichloroethene (total)	µg/L	-	-	-	-	-	-	-	-	-	-	-	-	70	76	97
cis-1,2-Dichloroethene	µg/L	-	-	-	-	-	-	-	-	-	-	-	67	-	-	-
trans-1,2-Dichloroethene	µg/L	ND	ND	ND	-	ND	ND	ND	-	ND	ND	ND	ND	-	-	-
Trichlorofluoromethane	µg/L	ND	ND	ND	-	ND	ND	ND	-	ND	ND	ND	ND	-	-	-
Acetone	µg/L	-	-	-	-	-	-	-	-	-	-	-	-	ND	ND	ND
Carbon Disulfide	µg/L	-	-	-	-	-	-	-	-	-	-	-	-	ND	ND	ND
4-Methyl-2 Pentanone	µg/L	-	-	-	-	-	-	-	-	-	-	-	-	ND	ND	ND
2-Hexanone	µg/L	-	-	-	-	-	-	-	-	-	-	-	-	ND	ND	ND
Styrene	µg/L	-	-	-	-	-	-	-	-	-	-	-	-	ND	ND	ND
Xylenes (total)	µg/L	-	-	-	-	-	-	-	-	-	-	-	-	ND	ND	ND
Total Volatile Organics	µg/L	0	0	0	0	1	0	4	0	1.2	0	0	67	72	76	97

MW-29
Ash Landfill

Parameters	Source: Units	PES Nov 1993 4	PES Jan 1994 1	PES July 1994 2	PES Sept 1994 3	PES Dec 1994 4	PES Mar 1995 1	PES June 1995 2	PES Sept 1995 3	PES Jan 1996 4	PES Mar 1996 1	PES June 1996 2	PES Sept 1996 3	PES Dec 1996 4	PES Mar 1997 1
VOLATILE ORGANICS		**NYSCLP**	**NYSCLP**					**NYSCLP**					**524.2**	**NYSCLP**	**NYSCLP**
Chloromethane	µg/L	ND	ND	-	-	-	-	ND	-	-	-	-	ND	ND	ND
Bromomethane	µg/L	ND	ND	-	-	-	-	ND	-	-	-	-	ND	ND	ND
Vinyl Chloride	µg/L	ND	ND	-	-	-	-	ND	-	-	-	-	ND	ND	ND
Chloroethane	µg/L	ND	ND	-	-	-	-	ND	-	-	-	-	ND	ND	ND
Methylene Chloride	µg/L	ND	ND	-	-	-	-	ND	-	-	-	-	ND	ND	ND
1,1-Dichloroethene	µg/L	ND	ND	-	-	-	-	ND	-	-	-	-	ND	ND	ND
1,1-Dichloroethane	µg/L	ND	ND	-	-	-	-	ND	-	-	-	-	ND	ND	ND
Chloroform	µg/L	ND	ND	-	-	-	-	ND	-	-	-	-	ND	ND	ND
1,2-Dichloroethane	µg/L	ND	ND	-	-	-	-	ND	-	-	-	-	ND	ND	ND
1,1,1-Trichloroethane	µg/L	ND	ND	-	-	-	-	1	-	-	-	-	ND	ND	ND
Carbon Tetrachloride	µg/L	ND	ND	-	-	-	-	ND	-	-	-	-	ND	ND	ND
Bromodichloromethane	µg/L	ND	ND	-	-	-	-	ND	-	-	-	-	ND	ND	ND
1,2-Dichloropropane	µg/L	ND	ND	-	-	-	-	ND	-	-	-	-	ND	ND	ND
cis-1,3-Dirchloropropene	µg/L	ND	ND	-	-	-	-	ND	-	-	-	-	ND	ND	ND
Trichloroethene	µg/L	ND	ND	-	-	-	-	2	-	-	-	-	4	4	4.1
Dibromochloromethane	µg/L	ND	ND	-	-	-	-	ND	-	-	-	-	ND	ND	ND
1,1,2-Trichloroethane	µg/L	ND	ND	-	-	-	-	ND	-	-	-	-	ND	ND	ND
Benzene	µg/L	ND	ND	-	-	-	-	ND	-	-	-	-	ND	ND	ND
trans-1,3-Dichloropropene	µg/L	ND	ND	-	-	-	-	ND	-	-	-	-	ND	ND	ND
Bromoform	µg/L	ND	ND	-	-	-	-	ND	-	-	-	-	ND	ND	ND
Tetrachloroethene	µg/L	ND	ND	-	-	-	-	ND	-	-	-	-	ND	ND	ND
1,1,2,2-Tetrachloroethane	µg/L	ND	ND	-	-	-	-	ND	-	-	-	-	ND	ND	ND
Toluene	µg/L	ND	ND	-	-	-	-	ND	-	-	-	-	ND	ND	ND
Chlorobenzene	µg/L	ND	ND	-	-	-	-	ND	-	-	-	-	ND	ND	ND
Ethylbenzene	µg/L	ND	ND	-	-	-	-	ND	-	-	-	-	ND	ND	ND
2-Chloroethylvinyl Ether	µg/L	-	-	-	-	-	-	-	-	-	-	-	ND	-	-
1,3-Dichlorobenzene	µg/L	-	-	-	-	-	-	-	-	-	-	-	ND	-	-
1,2-Dichlorobenzene	µg/L	-	-	-	-	-	-	-	-	-	-	-	ND	-	-
1,4-Dichlorobenzene	µg/L	-	-	-	-	-	-	-	-	-	-	-	ND	-	-
1,2-Dichloroethene (total)	µg/L	63	80	-	-	-	-	94	-	-	-	-	140	130	120
cis-1,2-Dichloroethene	µg/L	-	-	-	-	-	-	-	-	-	-	-	ND	-	-
trans-1,2-Dichloroethene	µg/L	-	-	-	-	-	-	-	-	-	-	-	ND	-	-
Trichlorofluoromethane	µg/L	-	-	-	-	-	-	-	-	-	-	-	ND	-	-
Acetone	µg/L	ND	ND	-	-	-	-	ND	-	-	-	-	ND	ND	ND
Carbon Disulfide	µg/L	ND	ND	-	-	-	-	ND	-	-	-	-	ND	ND	ND
4-Methyl-2 Pentanone	µg/L	ND	ND	-	-	-	-	ND	-	-	-	-	ND	ND	ND
2-Hexanone	µg/L	ND	ND	-	-	-	-	ND	-	-	-	-	ND	ND	ND
Styrene	µg/L	ND	ND	-	-	-	-	ND	-	-	-	-	ND	ND	ND
Xylenes (total)	µg/L	ND	ND	-	-	-	-	ND	-	-	-	-	ND	ND	ND
Total Volatile Organics	µg/L	63	80	0	0	0	0	97	0	0	0	0	144	134	124.1

MW-29
Ash Landfill

Parameters	Source: Units	NET Jan 1990 1	NET Mar 1990 1	NET June 1990 2	NET Sept 1990 3	NET Dec 1990 4	NET Mar 1991 1	NET June 1991 2	NET Sept 1991 3	NET Dec 1991 4	NET Mar 1992 2	NET June 1992 3	GTC Dec 1992 4	ES Jan 1993 1	ES April 1993 2	ES June 1993 3
METALS																
Aluminum	mg/L	-	-	-	-	-	-	-	-	-	-	-	-	59.6	-	76000.0
Antimony	mg/L	-	-	-	-	-	-	-	-	-	-	-	-	ND	-	ND
Arsenic	mg/L	-	-	-	-	-	ND	-	-	-	ND	-	-	0.0015	-	3.1
Barium	mg/L	-	-	-	-	-	0.227	-	-	-	0.327	-	-	0.427	-	420.0
Beryllium	mg/L	-	-	-	-	-	-	-	-	-	-	-	-	0.0032	-	4.4
Cadmium	mg/L	-	-	-	-	-	ND	-	-	-	ND	-	-	ND	-	2.4
Calcium	mg/L	-	-	-	-	-	-	-	-	-	-	-	-	278	-	274000.0
Chromium	mg/L	-	-	-	-	-	0.043	-	-	-	0.088	-	-	0.0809	-	116.0
Cobalt	mg/L	-	-	-	-	-	-	-	-	-	-	-	-	0.0636	-	82.4
Copper	mg/L	-	-	-	-	-	-	-	-	-	-	-	-	0.0851	-	172.0
Iron	mg/L	-	-	-	-	-	69.5	-	-	-	101	-	-	92.4	-	162000.0
Lead	mg/L	-	-	-	-	-	ND	-	-	-	0.028	-	-	0.0267	-	43.1
Magnesium	mg/L	-	-	-	-	-	-	-	-	-	-	-	-	58	-	63700.0
Manganese	mg/L	-	-	-	-	-	-	-	-	-	-	-	-	3.7	-	4030.0
Mercury	mg/L	-	-	-	-	-	ND	-	-	-	ND	-	-	0.00018	-	ND
Nickel	mg/L	-	-	-	-	-	-	-	-	-	-	-	-	0.132	-	191.0
Potassium	mg/L	-	-	-	-	-	5	-	-	-	8.42	-	-	9.06	-	8740.0
Selenium	mg/L	-	-	-	-	-	ND	-	-	-	ND	-	-	ND	-	ND
Silver	mg/L	-	-	-	-	-	ND	-	-	-	ND	-	-	ND	-	ND
Sodium	mg/L	-	-	-	-	-	16.1	-	-	-	18.3	-	-	21.9	-	26900.0
Thallium	mg/L	-	-	-	-	-	-	-	-	-	-	-	-	ND	-	ND
Vanadium	mg/L	-	-	-	-	-	-	-	-	-	-	-	-	0.0753	-	102.0
Zinc	mg/L	-	-	-	-	-	-	-	-	-	-	-	-	0.325	-	498.0
Cyanide	mg/L	-	-	-	-	-	-	-	-	-	-	-	-	ND	-	3
MISCELLANEOUS																
Ethene	mg/L	-	-	-	-	-	-	-	-	-	-	-	-	-	-	-
Ethane	mg/L	-	-	-	-	-	-	-	-	-	-	-	-	-	-	-
Methane	mg/L	-	-	-	-	-	-	-	-	-	-	-	-	-	-	-
CO2	mg/L	-	-	-	-	-	-	-	-	-	-	-	-	-	-	-
Ferrous Iron	mg/L	-	-	-	-	-	-	-	-	-	-	-	-	-	-	-
Sulfide	mg/L	-	-	-	-	-	-	-	-	-	-	-	-	-	-	-
DOC	mg C/L	-	-	-	-	-	-	-	-	-	-	-	-	-	-	-
Redox Potential	mV	-	-	-	-	-	-	-	-	-	-	-	-	-	-	-
Alkalinity (total)	mg CaCO3/L	-	-	-	-	-	-	-	-	-	-	-	-	-	-	-
Total Organic Halogens/Halides (TOX)	mg/L	-	-	-	-	-	0.037	-	-	-	0.03	-	-	0.04	0.06	0.10
Chloride	mg/L	-	-	-	-	-	18.7	-	-	-	21	-	-	15.2	14	23.0
Conductivity (field)	µmhos/cm	440	420	580	-	550	520	830	-	860	810	770	-	492	480	580
Conductivity (lab)	µmhos/cm	-	-	-	-	-	620	-	-	-	725	-	-	761	770	750.00
Nitrite Nitrogen	mg/L	-	-	-	-	-	-	-	-	-	-	-	-	ND	-	-
Nitrate/Nitrite Nitrogen	mg/L	-	-	-	-	-	0.46	-	-	-	0.31	-	-	0.24	0.38	0.17
Nitrate as N - Calculation	mg/L	-	-	-	-	-	-	-	-	-	-	-	-	0.24	-	-
pH (Lab)	std. units	-	-	-	-	-	7.2	-	-	-	7.2	-	-	7.13	7.11	7.13
pH (field)	std. units	6.85	6.94	7.25	-	6.2	7.9	6.65	-	7.17	7.08	7	-	7.34	7.4	7.63
Sulfate	mg/L	-	-	-	-	-	65	-	-	-	93.6	-	-	87	71	66.0
Total Organic Carbon (TOC)	mg/L	-	-	-	-	-	75	-	-	-	5	-	-	2.1	ND	2.0
Temperature (field)	Celcius	8	7	15	-	9	7	13	-	10	5	10	-	6	5	13.5
Turbidity	NTUs	-	-	-	-	-	-	-	-	-	-	-	-	>200	-	-

MW-29
Ash Landfill

Parameters	Source: Units	PES Nov 1993 4	PES Jan 1994 1	PES July 1994 2	PES Sept 1994 3	PES Dec 1994 4	PES Mar 1995 1	PES June 1995 2	PES Sept 1995 3	PES Jan 1996 4	PES Mar 1996 1	PES June 1996 2	PES Sept 1996 3	PES Dec 1996 4	PES Mar 1997 1
METALS															
Aluminum	mg/L	-	-	-	-	-	-	-	-	-	-	-	-	-	-
Antimony	mg/L	-	-	-	-	-	-	-	-	-	-	-	-	-	-
Arsenic	mg/L	-	-	-	-	-	-	-	-	-	-	-	-	-	-
Barium	mg/L	-	-	-	-	-	-	-	-	-	-	-	-	-	-
Beryllium	mg/L	-	-	-	-	-	-	-	-	-	-	-	-	-	-
Cadmium	mg/L	-	-	-	-	-	-	-	-	-	-	-	-	ND	ND
Calcium	mg/L	-	-	-	-	-	-	-	-	-	-	-	-	-	-
Chromium	mg/L	-	-	-	-	-	-	-	-	-	-	-	-	ND	ND
Cobalt	mg/L	-	-	-	-	-	-	-	-	-	-	-	-	-	-
Copper	mg/L	-	-	-	-	-	-	-	-	-	-	-	-	-	-
Iron	mg/L	-	-	-	-	-	-	-	-	-	-	-	-	-	-
Lead	mg/L	-	-	-	-	-	-	-	-	-	-	-	-	ND	16.7
Magnesium	mg/L	-	-	-	-	-	-	-	-	-	-	-	-	-	-
Manganese	mg/L	-	-	-	-	-	-	-	-	-	-	-	-	ND	8.9
Mercury	mg/L	-	-	-	-	-	-	-	-	-	-	-	-	-	-
Nickel	mg/L	-	-	-	-	-	-	-	-	-	-	-	-	ND	ND
Potassium	mg/L	-	-	-	-	-	-	-	-	-	-	-	-	-	-
Selenium	mg/L	-	-	-	-	-	-	-	-	-	-	-	-	-	-
Silver	mg/L	-	-	-	-	-	-	-	-	-	-	-	-	-	-
Sodium	mg/L	-	-	-	-	-	-	-	-	-	-	-	-	-	-
Thallium	mg/L	-	-	-	-	-	-	-	-	-	-	-	-	-	-
Vanadium	mg/L	-	-	-	-	-	-	-	-	-	-	-	-	-	-
Zinc	mg/L	-	-	-	-	-	-	-	-	-	-	-	-	-	-
Cyanide	mg/L	-	-	-	-	-	-	-	-	-	-	-	-	-	-
MISCELLANEOUS															
Ethene	mg/L	-	-	-	-	-	-	ND	-	-	-	-	-	ND	ND
Ethane	mg/L	-	-	-	-	-	-	ND	-	-	-	-	-	ND	ND
Methane	mg/L	-	-	-	-	-	-	ND	-	-	-	-	-	ND	ND
CO2	mg/L	-	-	-	-	-	-	316	-	-	-	-	-	-	-
Ferrous Iron	mg/L	-	-	-	-	-	-	0.24	-	-	-	-	-	0.03	0.02
Sulfide	mg/L	-	-	-	-	-	-	ND	-	-	-	-	-	-	-
DOC	mg C/L	-	-	-	-	-	-	3.2	-	-	-	-	-	1.8	1.6
Redox Potential	mV	-	-	-	-	-	-	365.6	-	-	-	-	-	349	337
Alkalinity (total)	mg CaCO3/L	-	-	-	-	-	-	313	-	-	-	-	-	342	336
Total Organic Halogens/Halides (TOX)	mg/L	ND	ND	-	-	-	-	-	-	-	-	-	-	-	-
Chloride	mg/L	13	25	-	-	-	-	58.2	-	-	-	-	-	27.6	41.1
Conductivity (field)	µmhos/cm	-	-	-	-	-	-	-	-	-	-	-	-	-	-
Conductivity (lab)	µmhos/cm	750	520	-	-	-	-	944	-	-	-	-	-	831	934
Nitrite Nitrogen	mg/L	-	-	-	-	-	-	ND	-	-	-	-	-	-	-
Nitrate/Nitrite Nitrogen	mg/L	0.51	0.37	-	-	-	-	-	-	-	-	-	-	1.7	1.4
Nitrate as N - Calculation	mg/L	-	-	-	-	-	-	0.21	-	-	-	-	-	-	-
pH (Lab)	std. units	7.2	7.2	-	-	-	-	7.06	-	-	-	-	-	6.64	6.64
pH (field)	std. units	-	-	-	-	-	-	-	-	-	-	-	-	-	-
Sulfate	mg/L	6.1	79	-	-	-	-	126	-	-	-	-	-	117	151
Total Organic Carbon (TOC)	mg/L	2	ND	-	-	-	-	-	-	-	-	-	-	-	-
Temperature (field)	Celcius	-	-	-	-	-	-	-	-	-	-	-	-	-	-
Turbidity	NTUs	-	-	-	-	-	-	-	-	-	-	-	-	-	-
		-	-	-	-	-	-	-	-	-	-	-	-	-	-

MW-30
Ash Landfill

Parameters	Source: Units	NET Jan 1990 1	NET Mar 1990 1	NET June 1990 2	NET Sept 1990 3	NET Dec 1990 4	NET Mar 1991 1	NET June 1991 2	NET Sept 1991 3	NET Dec 1991 4	NET Mar 1992 2	NET June 1992 3	GTC Dec 1992 4	ES Jan 1993 1	ES April 1993 2	ES June 1993 3
VOLATILE ORGANICS		624	624	624	624	624	624	624	624	624	624	624	624	NYSCLP	NYSCLP	NYSCLP
Chloromethane	µg/L	ND	ND	ND	ND	ND	ND	-	-	ND	ND	ND	ND	ND	ND	ND
Bromomethane	µg/L	ND	ND	ND	ND	ND	ND	-	-	ND	ND	ND	ND	ND	ND	ND
Vinyl Chloride	µg/L	ND	ND	ND	ND	ND	ND	-	-	ND	ND	ND	ND	ND	ND	ND
Chloroethane	µg/L	ND	ND	ND	ND	ND	ND	-	-	ND	ND	ND	ND	ND	ND	ND
Methylene Chloride	µg/L	ND	ND	ND	ND	ND	ND	-	-	ND	ND	ND	ND	ND	ND	ND
1,1-Dichloroethene	µg/L	ND	ND	ND	ND	ND	ND	-	-	ND	ND	ND	ND	ND	ND	ND
1,1-Dichloroethane	µg/L	ND	ND	ND	ND	ND	ND	-	-	ND	ND	ND	ND	ND	ND	ND
Chloroform	µg/L	ND	ND	ND	ND	ND	ND	-	-	ND	ND	ND	ND	ND	ND	ND
1,2-Dichloroethane	µg/L	ND	ND	ND	ND	ND	ND	-	-	ND	ND	ND	ND	ND	ND	ND
1,1,1-Trichloroethane	µg/L	ND	ND	ND	ND	ND	ND	-	-	ND	ND	ND	ND	ND	ND	ND
Carbon Tetrachloride	µg/L	ND	ND	ND	ND	ND	ND	-	-	ND	ND	ND	ND	ND	ND	ND
Bromodichloromethane	µg/L	ND	ND	ND	ND	ND	ND	-	-	ND	ND	ND	ND	ND	ND	ND
1,2-Dichloropropane	µg/L	ND	ND	ND	ND	ND	ND	-	-	ND	ND	ND	ND	ND	ND	ND
cis-1,3-Dirchloropropene	µg/L	ND	ND	ND	ND	ND	ND	-	-	ND	ND	ND	ND	ND	ND	ND
Trichloroethene	µg/L	ND	ND	ND	1	ND	ND	-	-	2.4	ND	ND	ND	ND	ND	ND
Dibromochloromethane	µg/L	ND	ND	ND	ND	ND	ND	-	-	ND	ND	ND	ND	ND	ND	ND
1,1,2-Trichloroethane	µg/L	ND	ND	ND	ND	ND	ND	-	-	ND	ND	ND	ND	ND	ND	ND
Benzene	µg/L	ND	ND	ND	ND	ND	ND	-	-	ND	ND	ND	ND	ND	ND	ND
trans-1,3-Dichloropropene	µg/L	ND	ND	ND	ND	ND	ND	-	-	ND	ND	ND	ND	ND	ND	ND
Bromoform	µg/L	ND	ND	ND	ND	ND	ND	-	-	ND	ND	ND	ND	ND	ND	ND
Tetrachloroethene	µg/L	ND	ND	ND	ND	ND	ND	-	-	ND	ND	ND	ND	ND	ND	ND
1,1,2,2-Tetrachloroethane	µg/L	ND	ND	ND	ND	ND	ND	-	-	ND	ND	ND	ND	ND	ND	ND
Toluene	µg/L	ND	ND	ND	ND	ND	ND	-	-	ND	ND	ND	ND	ND	ND	ND
Chlorobenzene	µg/L	ND	ND	ND	ND	ND	ND	-	-	ND	ND	ND	ND	ND	ND	ND
Ethylbenzene	µg/L	ND	ND	ND	ND	ND	ND	-	-	ND	ND	ND	ND	ND	ND	ND
2-Chloroethylvinyl Ether	µg/L	ND	ND	ND	ND	ND	ND	-	-	ND	ND	ND	ND	-	-	-
1,3-Dichlorobenzene	µg/L	ND	ND	ND	ND	ND	ND	-	-	ND	ND	ND	-	-	-	-
1,2-Dichlorobenzene	µg/L	ND	ND	ND	ND	ND	ND	-	-	ND	ND	ND	-	-	-	-
1,4-Dichlorobenzene	µg/L	ND	ND	ND	ND	ND	ND	-	-	ND	ND	ND	-	-	-	-
1,2-Dichloroethene (total)	µg/L	-	-	-	-	-	-	-	-	-	-	-	-	ND	ND	ND
cis-1,2-Dichloroethene	µg/L	-	-	-	-	-	-	-	-	-	-	-	ND	-	-	-
trans-1,2-Dichloroethene	µg/L	ND	ND	ND	ND	ND	ND	-	-	ND	ND	ND	ND	-	-	-
Trichlorofluoromethane	µg/L	ND	ND	ND	ND	ND	ND	-	-	ND	ND	ND	ND	-	-	-
Acetone	µg/L	-	-	-	-	-	-	-	-	-	-	-	-	ND	ND	ND
Carbon Disulfide	µg/L	-	-	-	-	-	-	-	-	-	-	-	-	ND	ND	ND
4-Methyl-2 Pentanone	µg/L	-	-	-	-	-	-	-	-	-	-	-	-	ND	ND	ND
2-Hexanone	µg/L	-	-	-	-	-	-	-	-	-	-	-	-	ND	ND	ND
Styrene	µg/L	-	-	-	-	-	-	-	-	-	-	-	-	ND	ND	ND
Xylenes (total)	µg/L	-	-	-	-	-	-	-	-	-	-	-	-	ND	ND	ND
Total Volatile Organics	µg/L	0	0	0	1	0	0	0	0	2.4	0	0	0	0	0	0

MW-30
Ash Landfill

Parameters	Source: Units	PES Nov 1993 4	PES Jan 1994 1	PES July 1994 2	PES Sept 1994 3	PES 1994 4	PES Mar 1995 1	PES June 1995 2	PES Sept 1995 3	PES Jan 1996 4	PES Mar 1996 1	PES June 1996 2	PES Sept 1996 3	PES Dec 1996 4	PES Mar 1997 1
VOLATILE ORGANICS		NYSCLP	NYSCLP	NYSCLP			524.2			524.2	524.2	524.2	524.2	524.2	524.2
Chloromethane	µg/L	ND	ND	ND	-	-	ND	-	-	ND	ND	ND	0.3	ND	ND
Bromomethane	µg/L	ND	ND	ND	-	-	ND	-	-	ND	ND	ND	ND	ND	ND
Vinyl Chloride	µg/L	ND	ND	ND	-	-	ND	-	-	ND	ND	ND	ND	ND	ND
Chloroethane	µg/L	ND	ND	ND	-	-	ND	-	-	ND	ND	ND	ND	ND	ND
Methylene Chloride	µg/L	ND	ND	ND	-	-	ND	-	-	ND	ND	ND	ND	ND	ND
1,1-Dichloroethene	µg/L	ND	ND	ND	-	-	ND	-	-	ND	ND	ND	ND	ND	ND
1,1-Dichloroethane	µg/L	ND	ND	ND	-	-	ND	-	-	ND	ND	ND	ND	ND	ND
Chloroform	µg/L	ND	ND	ND	-	-	ND	-	-	ND	ND	ND	ND	ND	ND
1,2-Dichloroethane	µg/L	ND	ND	ND	-	-	ND	-	-	ND	ND	ND	ND	ND	ND
1,1,1-Trichloroethane	µg/L	ND	ND	ND	-	-	ND	-	-	ND	ND	ND	ND	ND	ND
Carbon Tetrachloride	µg/L	ND	ND	ND	-	-	ND	-	-	ND	ND	ND	ND	ND	ND
Bromodichloromethane	µg/L	ND	ND	ND	-	-	ND	-	-	ND	ND	ND	ND	ND	ND
1,2-Dichloropropane	µg/L	ND	ND	ND	-	-	ND	-	-	ND	ND	ND	ND	ND	ND
cis-1,3-Dirchloropropene	µg/L	ND	ND	ND	-	-	ND	-	-	ND	ND	ND	ND	ND	ND
Trichloroethene	µg/L	ND	ND	0.8	-	-	0.6	-	-	0.7	1	1	1	ND	ND
Dibromochloromethane	µg/L	ND	ND	ND	-	-	ND	-	-	ND	ND	ND	ND	ND	ND
1,1,2-Trichloroethane	µg/L	ND	ND	ND	-	-	ND	-	-	ND	ND	ND	ND	ND	ND
Benzene	µg/L	ND	ND	ND	-	-	ND	-	-	ND	ND	ND	ND	ND	ND
trans-1,3-Dichloropropene	µg/L	ND	ND	ND	-	-	ND	-	-	ND	ND	ND	ND	ND	ND
Bromoform	µg/L	ND	ND	ND	-	-	ND	-	-	ND	ND	ND	ND	ND	ND
Tetrachloroethene	µg/L	ND	ND	ND	-	-	ND	-	-	ND	ND	ND	ND	ND	ND
1,1,2,2-Tetrachloroethane	µg/L	ND	ND	ND	-	-	ND	-	-	ND	ND	ND	ND	ND	ND
Toluene	µg/L	ND	ND	ND	-	-	ND	-	-	ND	ND	ND	ND	ND	ND
Chlorobenzene	µg/L	ND	ND	ND	-	-	ND	-	-	ND	ND	ND	ND	ND	ND
Ethylbenzene	µg/L	ND	ND	ND	-	-	ND	-	-	ND	ND	ND	ND	ND	ND
2-Chloroethylvinyl Ether	µg/L	-	-	-	-	-	ND	-	-	ND	ND	ND	ND	ND	ND
1,3-Dichlorobenzene	µg/L	-	-	-	-	-	ND	-	-	ND	ND	ND	ND	ND	ND
1,2-Dichlorobenzene	µg/L	-	-	-	-	-	ND	-	-	ND	ND	ND	ND	ND	ND
1,4-Dichlorobenzene	µg/L	-	-	-	-	-	ND	-	-	ND	ND	ND	ND	ND	ND
1,2-Dichloroethene (total)	µg/L	ND	ND	ND	-	-	ND	-	-	ND	ND	ND	ND	ND	ND
cis-1,2-Dichloroethene	µg/L	-	-	-	-	-	ND	-	-	ND	ND	ND	ND	ND	ND
trans-1,2-Dichloroethene	µg/L	-	-	-	-	-	ND	-	-	ND	ND	ND	ND	ND	ND
Trichlorofluoromethane	µg/L	-	-	-	-	-	ND	-	-	ND	ND	ND	ND	ND	ND
Acetone	µg/L	ND	ND	ND	-	-	ND	-	-	ND	ND	ND	ND	ND	ND
Carbon Disulfide	µg/L	ND	ND	ND	-	-	ND	-	-	ND	ND	ND	ND	ND	ND
4-Methyl-2 Pentanone	µg/L	ND	ND	ND	-	-	ND	-	-	ND	ND	ND	ND	ND	ND
2-Hexanone	µg/L	ND	ND	ND	-	-	ND	-	-	ND	ND	ND	ND	ND	ND
Styrene	µg/L	ND	ND	ND	-	-	ND	-	-	ND	ND	ND	ND	ND	ND
Xylenes (total)	µg/L	ND	ND	ND	-	-	ND	-	-	ND	ND	ND	ND	ND	ND
Total Volatile Organics	µg/L	0	0	0.8	0	0	0.6	0	0	0.7	1	1	1.3	0	0

MW-30
Ash Landfill

Parameters	Source: Units	NET Jan 1990 1	NET Mar 1990 1	NET June 1990 2	NET Sept 1990 3	NET Dec 1990 4	NET Mar 1991 1	NET June 1991 2	NET Sept 1991 3	NET Dec 1991 4	NET Mar 1992 2	NET June 1992 3	GTC Dec 1992 4	ES Jan 1993 1	ES April 1993 2	ES June 1993 3
METALS																
Aluminum	mg/L	-	-	-	-	-	-	-	-	-	-	-	-	1.06	-	-
Antimony	mg/L	-	-	-	-	-	-	-	-	-	-	-	-	ND	-	-
Arsenic	mg/L	-	-	-	-	-	ND	ND	-	-	ND	-	-	0.0019	-	-
Barium	mg/L	-	-	-	-	-	0.054	ND	-	-	0.049	-	-	0.0678	-	-
Beryllium	mg/L	-	-	-	-	-	-	-	-	-	-	-	-	0.00043	-	-
Cadmium	mg/L	-	-	-	-	-	ND	ND	-	-	ND	-	-	ND	-	-
Calcium	mg/L	-	-	-	-	-	-	-	-	-	-	-	-	119	-	-
Chromium	mg/L	-	-	-	-	-	ND	ND	-	-	ND	-	-	ND	-	-
Cobalt	mg/L	-	-	-	-	-	-	-	-	-	-	-	-	ND	-	-
Copper	mg/L	-	-	-	-	-	-	-	-	-	-	-	-	0.0041	-	-
Iron	mg/L	-	-	-	-	-	7.08	ND	-	-	3.92	-	-	0.682	-	-
Lead	mg/L	-	-	-	-	-	ND	ND	-	-	ND	-	-	0.0025	-	-
Magnesium	mg/L	-	-	-	-	-	-	-	-	-	-	-	-	17	-	-
Manganese	mg/L	-	-	-	-	-	-	-	-	-	-	-	-	0.356	-	-
Mercury	mg/L	-	-	-	-	-	ND	ND	-	-	ND	-	-	0.00007	-	-
Nickel	mg/L	-	-	-	-	-	-	-	-	-	-	-	-	ND	-	-
Potassium	mg/L	-	-	-	-	-	2.38	ND	-	-	2.36	-	-	1.67	-	-
Selenium	mg/L	-	-	-	-	-	ND	ND	-	-	ND	-	-	ND	-	-
Silver	mg/L	-	-	-	-	-	ND	ND	-	-	ND	-	-	ND	-	-
Sodium	mg/L	-	-	-	-	-	15.8	ND	-	-	16.5	-	-	18.2	-	-
Thallium	mg/L	-	-	-	-	-	-	-	-	-	-	-	-	ND	-	-
Vanadium	mg/L	-	-	-	-	-	-	-	-	-	-	-	-	ND	-	-
Zinc	mg/L	-	-	-	-	-	-	-	-	-	-	-	-	0.0189	-	-
Cyanide	mg/L	-	-	-	-	-	-	-	-	-	-	-	-	ND	-	-
MISCELLANEOUS																
Ethene	mg/L	-	-	-	-	-	-	-	-	-	-	-	-	-	-	-
Ethane	mg/L	-	-	-	-	-	-	-	-	-	-	-	-	-	-	-
Methane	mg/L	-	-	-	-	-	-	-	-	-	-	-	-	-	-	-
CO2	mg/L	-	-	-	-	-	-	-	-	-	-	-	-	-	-	-
Ferrous Iron	mg/L	-	-	-	-	-	-	-	-	-	-	-	-	-	-	-
Sulfide	mg/L	-	-	-	-	-	-	-	-	-	-	-	-	-	-	-
DOC	mg C/L	-	-	-	-	-	-	-	-	-	-	-	-	-	-	-
Redox Potential	mV	-	-	-	-	-	-	-	-	-	-	-	-	-	-	-
Alkalinity (total)	mg CaCO3/L	-	-	-	-	-	-	-	-	-	-	-	-	-	-	-
Total Organic Halogens/Halides (TOX)	mg/L	-	-	-	-	-	ND	-	-	-	ND	-	-	ND	ND	-
Chloride	mg/L	-	-	-	-	-	26.6	-	-	-	32.5	-	-	28	28	-
Conductivity (field)	µmhos/cm	420	390	-	660	620	420	-	-	850	720	760	-	410	365	600
Conductivity (lab)	µmhos/cm	-	-	-	-	-	-	-	-		645	-	-	689	630	-
Nitrite Nitrogen	mg/L	-	-	-	-	-	-	-	-		-	-	-	ND	-	-
Nitrate/Nitrite Nitrogen	mg/L	-	-	-	-	-	-	-	-		ND	-	-	0.13	0.35	-
Nitrate as N - Calculation	mg/L	-	-	-	-	-	0.05	-	-	-	-	-	-	0.13	-	-
pH (Lab)	std. units	-	-	-	-	-	7.3	-	-	-	7.4	-	-	7.29	7.24	-
pH (field)	std. units	6.9	7.11	7.27	7.3	7.15	8.03	-	-	7.25	7.14	7.12	-	7.14	7.4	7.81
Sulfate	mg/L	-	-	-	-	-	35.7	-	-	-	88.4	-	-	57	39	-
Total Organic Carbon (TOC)	mg/L	-	-	-	-	-	13.6	-	-	-	2	-	-	1.9	2	-
Temperature (field)	Celcius	6	4	16	15	6	5	-	-	10	5	12	-	4	5	14.4
Turbidity	NTUs	-	-	-	-	-	-	-	-	-	-	-	-	>200	90	-

MW-30
Ash Landfill

Parameters	Source: Units	PES Nov 1993 4	PES Jan 1994 1	PES July 1994 2	PES Sept 1994 3	PES 1994 4	PES Mar 1995 1	PES June 1995 2	PES Sept 1995 3	PES Jan 1996 4	PES Mar 1996 1	PES June 1996 2	PES Sept 1996 3	PES Dec 1996 4	PES Mar 1997 1
METALS															
Aluminum	mg/L	-	-	-	-	-	-	-	-	-	-	-	-	-	-
Antimony	mg/L	-	-	-	-	-	-	-	-	-	-	-	-	-	-
Arsenic	mg/L	-	-	-	-	-	-	-	-	-	-	-	-	-	-
Barium	mg/L	-	-	-	-	-	-	-	-	-	-	-	-	-	-
Beryllium	mg/L	-	-	-	-	-	-	-	-	-	-	-	-	-	-
Cadmium	mg/L	-	-	-	-	-	-	-	-	-	-	-	-	-	-
Calcium	mg/L	-	-	-	-	-	-	-	-	-	-	-	-	-	-
Chromium	mg/L	-	-	-	-	-	-	-	-	-	-	-	-	-	-
Cobalt	mg/L	-	-	-	-	-	-	-	-	-	-	-	-	-	-
Copper	mg/L	-	-	-	-	-	-	-	-	-	-	-	-	-	-
Iron	mg/L	-	-	-	-	-	-	-	-	-	-	-	-	-	-
Lead	mg/L	-	-	-	-	-	-	-	-	-	-	-	-	-	-
Magnesium	mg/L	-	-	-	-	-	-	-	-	-	-	-	-	-	-
Manganese	mg/L	-	-	-	-	-	-	-	-	-	-	-	-	-	-
Mercury	mg/L	-	-	-	-	-	-	-	-	-	-	-	-	-	-
Nickel	mg/L	-	-	-	-	-	-	-	-	-	-	-	-	-	-
Potassium	mg/L	-	-	-	-	-	-	-	-	-	-	-	-	-	-
Selenium	mg/L	-	-	-	-	-	-	-	-	-	-	-	-	-	-
Silver	mg/L	-	-	-	-	-	-	-	-	-	-	-	-	-	-
Sodium	mg/L	-	-	-	-	-	-	-	-	-	-	-	-	-	-
Thallium	mg/L	-	-	-	-	-	-	-	-	-	-	-	-	-	-
Vanadium	mg/L	-	-	-	-	-	-	-	-	-	-	-	-	-	-
Zinc	mg/L	-	-	-	-	-	-	-	-	-	-	-	-	-	-
Cyanide	mg/L	-	-	-	-	-	-	-	-	-	-	-	-	-	-
MISCELLANEOUS															
Ethene	mg/L	-	-	-	-	-	-	-	-	-	-	-	-	ND	ND
Ethane	mg/L	-	-	-	-	-	-	-	-	-	-	-	-	ND	ND
Methane	mg/L	-	-	-	-	-	-	-	-	-	-	-	-	0.0008	0.0012
CO2	mg/L	-	-	-	-	-	-	-	-	-	-	-	-	-	-
Ferrous Iron	mg/L	-	-	-	-	-	-	-	-	-	-	-	-	0.02	0
Sulfide	mg/L	-	-	-	-	-	-	-	-	-	-	-	-	-	-
DOC	mg C/L	-	-	-	-	-	-	-	-	-	-	-	-	2	1.8
Redox Potential	mV	-	-	-	-	-	-	-	-	-	-	-	-	345	305
Alkalinity (total)	mg CaCO3/L	-	-	-	-	-	-	-	-	-	-	-	-	266	264
Total Organic Halogens/Halides (TOX)	mg/L	ND	ND	-	-	-	-	-	-	-	-	-	-	-	-
Chloride	mg/L	28	29	-	-	-	-	-	-	-	-	-	-	32.4	26.4
Conductivity (field)	µmhos/cm	-	-	-	-	-	-	-	-	-	-	-	-	-	-
Conductivity (lab)	µmhos/cm	760	600	-	-	-	-	-	-	-	-	-	-	586	599
Nitrite Nitrogen	mg/L	-	-	-	-	-	-	-	-	-	-	-	-	-	-
Nitrate/Nitrite Nitrogen	mg/L	0.26	0.19	-	-	-	-	-	-	-	-	-	-	0.07	0.12
Nitrate as N - Calculation	mg/L	-	-	-	-	-	-	-	-	-	-	-	-	-	-
pH (Lab)	std. units	7.25	7.27	-	-	-	-	-	-	-	-	-	-	6.82	6.97
pH (field)	std. units	-	-	-	-	-	-	-	-	-	-	-	-	-	-
Sulfate	mg/L	57	32	-	-	-	-	-	-	-	-	-	-	47.7	42.2
Total Organic Carbon (TOC)	mg/L	1	4	-	-	-	-	-	-	-	-	-	-	-	-
Temperature (field)	Celcius	-	-	-	-	-	-	-	-	-	-	-	-	-	-
Turbidity	NTUs	-	-	-	-	-	-	-	-	-	-	-	-	-	-
		-	-	-	-	-	-	-	-	-	-	-	-	-	-

MW-36
Ash Landfill

Parameters	Source: Units	NET Jan 1990 1	NET Mar 1990 1	NET June 1990 2	NET Sept 1990 3	NET Dec 1990 4	NET Mar 1991 1	NET June 1991 2	NET Sept 1991 3	NET Dec 1991 4	NET Mar 1992 2	NET June 1992 3	NET Dec 1992 4	ES Jan 1993 1	ES Apr 1993 2	ES Jun 1993 3
VOLATILE ORGANICS														NYSCLP	NYSCLP	NYSCLP
Chloromethane	µg/L	-	-	-	-	-	-	-	-	-	-	-	-	ND	ND	ND
Bromomethane	µg/L	-	-	-	-	-	-	-	-	-	-	-	-	ND	ND	ND
Vinyl Chloride	µg/L	-	-	-	-	-	-	-	-	-	-	-	-	ND	ND	ND
Chloroethane	µg/L	-	-	-	-	-	-	-	-	-	-	-	-	ND	ND	ND
Methylene Chloride	µg/L	-	-	-	-	-	-	-	-	-	-	-	-	ND	ND	ND
1,1-Dichloroethene	µg/L	-	-	-	-	-	-	-	-	-	-	-	-	ND	ND	ND
1,1-Dichloroethane	µg/L	-	-	-	-	-	-	-	-	-	-	-	-	ND	ND	ND
Chloroform	µg/L	-	-	-	-	-	-	-	-	-	-	-	-	ND	ND	ND
1,2-Dichloroethane	µg/L	-	-	-	-	-	-	-	-	-	-	-	-	ND	ND	ND
1,1,1-Trichloroethane	µg/L	-	-	-	-	-	-	-	-	-	-	-	-	ND	ND	ND
Carbon Tetrachloride	µg/L	-	-	-	-	-	-	-	-	-	-	-	-	ND	ND	ND
Bromodichloromethane	µg/L	-	-	-	-	-	-	-	-	-	-	-	-	ND	ND	ND
1,2-Dichloropropane	µg/L	-	-	-	-	-	-	-	-	-	-	-	-	ND	ND	ND
cis-1,3-Dirchloropropene	µg/L	-	-	-	-	-	-	-	-	-	-	-	-	ND	ND	ND
Trichloroethene	µg/L	-	-	-	-	-	-	-	-	-	-	-	-	ND	ND	ND
Dibromochloromethane	µg/L	-	-	-	-	-	-	-	-	-	-	-	-	ND	ND	ND
1,1,2-Trichloroethane	µg/L	-	-	-	-	-	-	-	-	-	-	-	-	ND	ND	ND
Benzene	µg/L	-	-	-	-	-	-	-	-	-	-	-	-	ND	ND	ND
trans-1,3-Dichloropropene	µg/L	-	-	-	-	-	-	-	-	-	-	-	-	ND	ND	ND
Bromoform	µg/L	-	-	-	-	-	-	-	-	-	-	-	-	ND	ND	ND
Tetrachloroethene	µg/L	-	-	-	-	-	-	-	-	-	-	-	-	ND	ND	ND
1,1,2,2-Tetrachloroethane	µg/L	-	-	-	-	-	-	-	-	-	-	-	-	ND	ND	ND
Toluene	µg/L	-	-	-	-	-	-	-	-	-	-	-	-	ND	ND	ND
Chlorobenzene	µg/L	-	-	-	-	-	-	-	-	-	-	-	-	ND	ND	ND
Ethylbenzene	µg/L	-	-	-	-	-	-	-	-	-	-	-	-	ND	ND	ND
2-Chloroethylvinyl Ether	µg/L	-	-	-	-	-	-	-	-	-	-	-	-	-	-	-
1,3-Dichlorobenzene	µg/L	-	-	-	-	-	-	-	-	-	-	-	-	-	-	-
1,2-Dichlorobenzene	µg/L	-	-	-	-	-	-	-	-	-	-	-	-	-	-	-
1,4-Dichlorobenzene	µg/L	-	-	-	-	-	-	-	-	-	-	-	-	-	-	-
1,2-Dichloroethene (total)	µg/L	-	-	-	-	-	-	-	-	-	-	-	-	ND	ND	ND
cis-1,2-Dichloroethene	µg/L	-	-	-	-	-	-	-	-	-	-	-	-	-	-	-
trans-1,2-Dichloroethene	µg/L	-	-	-	-	-	-	-	-	-	-	-	-	-	-	-
Trichlorofluoromethane	µg/L	-	-	-	-	-	-	-	-	-	-	-	-	-	-	-
Acetone	µg/L	-	-	-	-	-	-	-	-	-	-	-	-	ND	ND	ND
Carbon Disulfide	µg/L	-	-	-	-	-	-	-	-	-	-	-	-	ND	ND	ND
4-Methyl-2 Pentanone	µg/L	-	-	-	-	-	-	-	-	-	-	-	-	ND	ND	ND
2-Hexanone	µg/L	-	-	-	-	-	-	-	-	-	-	-	-	ND	ND	ND
Styrene	µg/L	-	-	-	-	-	-	-	-	-	-	-	-	ND	ND	ND
Xylenes (total)	µg/L	-	-	-	-	-	-	-	-	-	-	-	-	ND	ND	ND
Total Volatile Organics	µg/L	0	0	0	0	0	0	0	0	0	0	0	0	0	0	0

MW-36
Ash Landfill

Parameters	Source: Units	PES Nov 1993 4	PES Jan 1994 1	PES July 1994 2	PES Sept 1994 3	PES 1994 4	PES Mar 1995 1	PES June 1995 2	PES Sept 1995 3	PES Jan 1996 4	PES Mar 1996 1	PES June 1996 2	PES Sept 1996 3	PES Dec 1996 4	PES Mar 1997 1
VOLATILE ORGANICS		NYSCLP	NYSCLP		NYSCLP		NYSCLP	524.2	524.2	524.2	524.2	524.2	524.2	524.2	524.2
Chloromethane	µg/L	ND	ND	-	ND	-	ND	ND	ND	ND	ND	ND	ND	ND	ND
Bromomethane	µg/L	ND	ND	-	ND	-	ND	ND	ND	ND	ND	ND	ND	ND	ND
Vinyl Chloride	µg/L	ND	ND	-	ND	-	ND	ND	ND	ND	ND	ND	ND	ND	ND
Chloroethane	µg/L	ND	ND	-	ND	-	ND	ND	ND	ND	ND	ND	ND	ND	ND
Methylene Chloride	µg/L	ND	ND	-	ND	-	ND	ND	ND	ND	ND	ND	ND	ND	ND
1,1-Dichloroethene	µg/L	ND	ND	-	ND	-	ND	ND	ND	ND	ND	ND	ND	ND	ND
1,1-Dichloroethane	µg/L	ND	ND	-	ND	-	ND	ND	ND	ND	ND	ND	ND	ND	ND
Chloroform	µg/L	ND	ND	-	ND	-	ND	ND	ND	ND	ND	ND	ND	2	ND
1,2-Dichloroethane	µg/L	ND	ND	-	ND	-	ND	ND	ND	ND	ND	ND	ND	ND	ND
1,1,1-Trichloroethane	µg/L	ND	ND	-	ND	-	ND	ND	ND	ND	ND	ND	ND	ND	ND
Carbon Tetrachloride	µg/L	ND	ND	-	ND	-	ND	ND	ND	ND	ND	ND	ND	ND	ND
Bromodichloromethane	µg/L	ND	ND	-	ND	-	ND	ND	ND	ND	ND	ND	ND	ND	ND
1,2-Dichloropropane	µg/L	ND	ND	-	ND	-	ND	ND	ND	ND	ND	ND	ND	ND	ND
cis-1,3-Dirchloropropene	µg/L	ND	ND	-	ND	-	ND	ND	ND	ND	ND	ND	ND	ND	ND
Trichloroethene	µg/L	ND	ND	-	ND	-	ND	ND	ND	ND	ND	ND	ND	ND	ND
Dibromochloromethane	µg/L	ND	ND	-	ND	-	ND	ND	ND	ND	ND	ND	ND	ND	ND
1,1,2-Trichloroethane	µg/L	ND	ND	-	ND	-	ND	ND	ND	ND	ND	ND	ND	ND	ND
Benzene	µg/L	ND	ND	-	ND	-	ND	ND	ND	ND	ND	ND	ND	ND	ND
trans-1,3-Dichloropropene	µg/L	ND	ND	-	ND	-	ND	ND	ND	ND	ND	ND	ND	ND	ND
Bromoform	µg/L	ND	ND	-	ND	-	ND	ND	ND	ND	ND	ND	ND	ND	ND
Tetrachloroethene	µg/L	ND	ND	-	ND	-	ND	ND	ND	ND	ND	ND	ND	ND	ND
1,1,2,2-Tetrachloroethane	µg/L	ND	ND	-	ND	-	ND	ND	ND	ND	ND	ND	ND	ND	ND
Toluene	µg/L	ND	ND	-	ND	-	ND	ND	ND	ND	ND	ND	ND	ND	ND
Chlorobenzene	µg/L	ND	ND	-	ND	-	ND	ND	ND	ND	ND	ND	ND	ND	ND
Ethylbenzene	µg/L	ND	ND	-	ND	-	ND	ND	ND	ND	ND	ND	ND	ND	ND
2-Chloroethylvinyl Ether	µg/L	-	-	-	-	-	-	ND	ND	ND	ND	ND	ND	ND	ND
1,3-Dichlorobenzene	µg/L	-	-	-	-	-	-	ND	ND	ND	ND	ND	ND	ND	ND
1,2-Dichlorobenzene	µg/L	-	-	-	-	-	-	ND	ND	ND	ND	ND	ND	ND	ND
1,4-Dichlorobenzene	µg/L	-	-	-	-	-	-	ND	ND	ND	ND	ND	ND	ND	ND
1,2-Dichloroethene (total)	µg/L	ND	ND	-	ND	-	ND	ND	ND	ND	ND	ND	ND	ND	ND
cis-1,2-Dichloroethene	µg/L	-	-	-	-	-	-	ND	ND	ND	ND	ND	ND	ND	ND
trans-1,2-Dichloroethene	µg/L	-	-	-	-	-	-	ND	ND	ND	ND	ND	ND	ND	ND
Trichlorofluoromethane	µg/L	-	-	-	-	-	-	ND	ND	ND	ND	ND	ND	ND	ND
Acetone	µg/L	ND	ND	-	ND	-	ND	ND	ND	ND	ND	ND	ND	ND	ND
Carbon Disulfide	µg/L	ND	ND	-	ND	-	ND	ND	ND	ND	ND	ND	ND	ND	ND
4-Methyl-2 Pentanone	µg/L	ND	ND	-	ND	-	ND	ND	ND	ND	ND	ND	ND	ND	ND
2-Hexanone	µg/L	ND	ND	-	ND	-	ND	ND	ND	ND	ND	ND	ND	ND	ND
Styrene	µg/L	ND	ND	-	ND	-	ND	ND	ND	ND	ND	ND	ND	ND	ND
Xylenes (total)	µg/L	ND	ND	-	ND	-	ND	ND	ND	ND	ND	ND	ND	ND	ND
Total Volatile Organics	µg/L	0	0	0	0	0	0	0	0	0	0	0	0	2	0

MW-36
Ash Landfill

Parameters	Source: Units	PES Nov 1993 4	PES Jan 1994 1	PES July 1994 2	PES Sept 1994 3	PES 1994 4	PES Mar 1995 1	PES June 1995 2	PES Sept 1995 3	PES Jan 1996 4	PES Mar 1996 1	PES June 1996 2	PES Sept 1996 3	PES Dec 1996 4	PES Mar 1997 1
METALS															
Aluminum	mg/L	-	-	-	-	-	-	-	-	-	-	-	-	-	-
Antimony	mg/L	-	-	-	-	-	-	-	-	-	-	-	-	-	-
Arsenic	mg/L	-	-	-	-	-	-	-	-	-	-	-	-	-	-
Barium	mg/L	-	-	-	-	-	-	-	-	-	-	-	-	-	-
Beryllium	mg/L	-	-	-	-	-	-	-	-	-	-	-	-	-	-
Cadmium	mg/L	-	-	-	-	-	-	-	-	-	-	-	-	-	-
Calcium	mg/L	-	-	-	-	-	-	-	-	-	-	-	-	-	-
Chromium	mg/L	-	-	-	-	-	-	-	-	-	-	-	-	-	-
Cobalt	mg/L	-	-	-	-	-	-	-	-	-	-	-	-	-	-
Copper	mg/L	-	-	-	-	-	-	-	-	-	-	-	-	-	-
Iron	mg/L	-	-	-	-	-	-	-	-	-	-	-	-	-	-
Lead	mg/L	-	-	-	-	-	-	-	-	-	-	-	-	-	-
Magnesium	mg/L	-	-	-	-	-	-	-	-	-	-	-	-	-	-
Manganese	mg/L	-	-	-	-	-	-	-	-	-	-	-	-	-	-
Mercury	mg/L	-	-	-	-	-	-	-	-	-	-	-	-	-	-
Nickel	mg/L	-	-	-	-	-	-	-	-	-	-	-	-	-	-
Potassium	mg/L	-	-	-	-	-	-	-	-	-	-	-	-	-	-
Selenium	mg/L	-	-	-	-	-	-	-	-	-	-	-	-	-	-
Silver	mg/L	-	-	-	-	-	-	-	-	-	-	-	-	-	-
Sodium	mg/L	-	-	-	-	-	-	-	-	-	-	-	-	-	-
Thallium	mg/L	-	-	-	-	-	-	-	-	-	-	-	-	-	-
Vanadium	mg/L	-	-	-	-	-	-	-	-	-	-	-	-	-	-
Zinc	mg/L	-	-	-	-	-	-	-	-	-	-	-	-	-	-
Cyanide	mg/L	-	-	-	-	-	-	-	-	-	-	-	-	-	-
MISCELLANEOUS															
Ethene	mg/L	-	-	-	-	-	-	ND	-	-	-	-	-	ND	ND
Ethane	mg/L	-	-	-	-	-	-	ND	-	-	-	-	-	ND	ND
Methane	mg/L	-	-	-	-	-	-	ND	-	-	-	-	-	0.0021	0.0012
CO2	mg/L	-	-	-	-	-	-	270	-	-	-	-	-	-	-
Ferrous Iron	mg/L	-	-	-	-	-	-	ND	-	-	-	-	-	0	0.03
Sulfide	mg/L	-	-	-	-	-	-	ND	-	-	-	-	-	-	-
DOC	mg C/L	-	-	-	-	-	-	1.8	-	-	-	-	-	1.2	1.7
Redox Potential	mV	-	-	-	-	-	-	379.3	-	-	-	-	-	330	296
Alkalinity (total)	mg CaCO3/L	-	-	-	-	-	-	273	-	-	-	-	-	336	308
Total Organic Halogens/Halides (TO	mg/L	ND	ND	-	-	-	-	-	-	-	-	-	-	-	-
Chloride	mg/L	27	37	-	-	-	-	48.8	-	-	-	-	-	28.9	29.9
Conductivity (field)	µmhos/cm	-	-	-	-	-	-	-	-	-	-	-	-	-	-
Conductivity (lab)	µmhos/cm	550	990	-	-	-	-	706	-	-	-	-	-	772	735
Nitrite Nitrogen	mg/L	-	-	-	-	-	-	ND	-	-	-	-	-	-	-
Nitrate/Nitrite Nitrogen	mg/L	0.62	1.1	-	-	-	-	-	-	-	-	-	-	0.74	0.87
Nitrate as N - Calculation	mg/L	-	-	-	-	-	-	1.7	-	-	-	-	-	-	-
pH (Lab)	std. units	7.37	7.27	-	-	-	-	7.25	-	-	-	-	-	6.77	6.85
pH (field)	std. units	-	-	-	-	-	-	-	-	-	-	-	-	-	-
Sulfate	mg/L	30	70	-	-	-	-	62.6	-	-	-	-	-	62.4	70.3
Total Organic Carbon (TOC)	mg/L	6	2	-	-	-	-	-	-	-	-	-	-	-	-
Temperature (field)	Celcius	-	-	-	-	-	-	-	-	-	-	-	-	-	-
Turbidity	NTUs	-	-	-	-	-	-	-	-	-	-	-	-	-	-
		-	-	-	-	-	-	-	-	-	-	-	-	-	-

MW-40
Ash Landfill

Parameters	Source: Units	NET Jan 1990 1	NET Mar 1990 1	NET June 1990 2	NET Sept 1990 3	NET Dec 1990 4	NET Mar 1991 1	NET June 1991 2	NET Sept 1991 3	NET Dec 1991 4	NET Mar 1992 2	NET June 1992 3	NET Dec 1992 4	ES Jan 1993 1	ES Apr 1993 2	ES Jun 1993 3
VOLATILE ORGANICS														NYSCLP	NYSCLP	NYSCLP
Chloromethane	µg/L	-	-	-	-	-	-	-	-	-	-	-	-	ND	ND	ND
Bromomethane	µg/L	-	-	-	-	-	-	-	-	-	-	-	-	ND	ND	ND
Vinyl Chloride	µg/L	-	-	-	-	-	-	-	-	-	-	-	-	ND	ND	ND
Chloroethane	µg/L	-	-	-	-	-	-	-	-	-	-	-	-	ND	ND	ND
Methylene Chloride	µg/L	-	-	-	-	-	-	-	-	-	-	-	-	ND	2	ND
1,1-Dichloroethene	µg/L	-	-	-	-	-	-	-	-	-	-	-	-	ND	ND	ND
1,1-Dichloroethane	µg/L	-	-	-	-	-	-	-	-	-	-	-	-	ND	ND	ND
Chloroform	µg/L	-	-	-	-	-	-	-	-	-	-	-	-	ND	ND	ND
1,2-Dichloroethane	µg/L	-	-	-	-	-	-	-	-	-	-	-	-	ND	ND	ND
1,1,1-Trichloroethane	µg/L	-	-	-	-	-	-	-	-	-	-	-	-	ND	ND	ND
Carbon Tetrachloride	µg/L	-	-	-	-	-	-	-	-	-	-	-	-	ND	ND	ND
Bromodichloromethane	µg/L	-	-	-	-	-	-	-	-	-	-	-	-	ND	ND	ND
1,2-Dichloropropane	µg/L	-	-	-	-	-	-	-	-	-	-	-	-	ND	ND	ND
cis-1,3-Dirchloropropene	µg/L	-	-	-	-	-	-	-	-	-	-	-	-	ND	ND	ND
Trichloroethene	µg/L	-	-	-	-	-	-	-	-	-	-	-	-	ND	ND	ND
Dibromochloromethane	µg/L	-	-	-	-	-	-	-	-	-	-	-	-	ND	ND	ND
1,1,2-Trichloroethane	µg/L	-	-	-	-	-	-	-	-	-	-	-	-	ND	ND	ND
Benzene	µg/L	-	-	-	-	-	-	-	-	-	-	-	-	ND	ND	ND
trans-1,3-Dichloropropene	µg/L	-	-	-	-	-	-	-	-	-	-	-	-	ND	ND	ND
Bromoform	µg/L	-	-	-	-	-	-	-	-	-	-	-	-	ND	ND	ND
Tetrachloroethene	µg/L	-	-	-	-	-	-	-	-	-	-	-	-	ND	ND	ND
1,1,2,2-Tetrachloroethane	µg/L	-	-	-	-	-	-	-	-	-	-	-	-	ND	ND	ND
Toluene	µg/L	-	-	-	-	-	-	-	-	-	-	-	-	ND	ND	ND
Chlorobenzene	µg/L	-	-	-	-	-	-	-	-	-	-	-	-	ND	ND	ND
Ethylbenzene	µg/L	-	-	-	-	-	-	-	-	-	-	-	-	ND	ND	ND
2-Chloroethylvinyl Ether	µg/L	-	-	-	-	-	-	-	-	-	-	-	-	-	-	-
1,3-Dichlorobenzene	µg/L	-	-	-	-	-	-	-	-	-	-	-	-	-	-	-
1,2-Dichlorobenzene	µg/L	-	-	-	-	-	-	-	-	-	-	-	-	-	-	-
1,4-Dichlorobenzene	µg/L	-	-	-	-	-	-	-	-	-	-	-	-	-	-	-
1,2-Dichloroethene (total)	µg/L	-	-	-	-	-	-	-	-	-	-	-	-	ND	ND	ND
cis-1,2-Dichloroethene	µg/L	-	-	-	-	-	-	-	-	-	-	-	-	-	-	-
trans-1,2-Dichloroethene	µg/L	-	-	-	-	-	-	-	-	-	-	-	-	-	-	-
Trichlorofluoromethane	µg/L	-	-	-	-	-	-	-	-	-	-	-	-	-	-	-
Acetone	µg/L	-	-	-	-	-	-	-	-	-	-	-	-	ND	ND	ND
Carbon Disulfide	µg/L	-	-	-	-	-	-	-	-	-	-	-	-	ND	ND	ND
4-Methyl-2 Pentanone	µg/L	-	-	-	-	-	-	-	-	-	-	-	-	ND	ND	ND
2-Hexanone	µg/L	-	-	-	-	-	-	-	-	-	-	-	-	ND	ND	ND
Styrene	µg/L	-	-	-	-	-	-	-	-	-	-	-	-	ND	ND	ND
Xylenes (total)	µg/L	-	-	-	-	-	-	-	-	-	-	-	-	ND	ND	ND
Total Volatile Organics	µg/L	0	0	0	0	0	0	0	0	0	0	0	0	0	2.00	0.00

MW-40
Ash Landfill

Parameters	Source: Units	PES Nov 1993 4	PES Jan 1994 1	PES July 1994 2	PES Sept 1994 3	PES Dec 1994 4	PES Mar 1995 1	PES June 1995 2	PES Sept 1995 3	PES Jan 1996 4	PES Mar 1996 1	PES June 1996 2	PES Sept 1996 3	PES Dec 1996 4	PES Mar 1997 1
METALS															
Aluminum	mg/L	-	-	-	-	-	-	-	-	-	-	-	-	-	-
Antimony	mg/L	-	-	-	-	-	-	-	-	-	-	-	-	-	-
Arsenic	mg/L	-	-	-	-	-	-	-	-	-	-	-	-	-	-
Barium	mg/L	-	-	-	-	-	-	-	-	-	-	-	-	-	-
Beryllium	mg/L	-	-	-	-	-	-	-	-	-	-	-	-	-	-
Cadmium	mg/L	-	-	-	-	-	-	-	-	-	-	-	-	-	-
Calcium	mg/L	-	-	-	-	-	-	-	-	-	-	-	-	-	-
Chromium	mg/L	-	-	-	-	-	-	-	-	-	-	-	-	-	-
Cobalt	mg/L	-	-	-	-	-	-	-	-	-	-	-	-	-	-
Copper	mg/L	-	-	-	-	-	-	-	-	-	-	-	-	-	-
Iron	mg/L	-	-	-	-	-	-	-	-	-	-	-	-	-	-
Lead	mg/L	-	-	-	-	-	-	-	-	-	-	-	-	-	-
Magnesium	mg/L	-	-	-	-	-	-	-	-	-	-	-	-	-	-
Manganese	mg/L	-	-	-	-	-	-	-	-	-	-	-	-	-	-
Mercury	mg/L	-	-	-	-	-	-	-	-	-	-	-	-	-	-
Nickel	mg/L	-	-	-	-	-	-	-	-	-	-	-	-	-	-
Potassium	mg/L	-	-	-	-	-	-	-	-	-	-	-	-	-	-
Selenium	mg/L	-	-	-	-	-	-	-	-	-	-	-	-	-	-
Silver	mg/L	-	-	-	-	-	-	-	-	-	-	-	-	-	-
Sodium	mg/L	-	-	-	-	-	-	-	-	-	-	-	-	-	-
Thallium	mg/L	-	-	-	-	-	-	-	-	-	-	-	-	-	-
Vanadium	mg/L	-	-	-	-	-	-	-	-	-	-	-	-	-	-
Zinc	mg/L	-	-	-	-	-	-	-	-	-	-	-	-	-	-
Cyanide	mg/L	-	-	-	-	-	-	-	-	-	-	-	-	-	-
MISCELLANEOUS															
Ethene	mg/L	-	-	-	-	-	-	ND	-	-	-	-	-	ND	ND
Ethane	mg/L	-	-	-	-	-	-	ND	-	-	-	-	-	ND	ND
Methane	mg/L	-	-	-	-	-	-	ND	-	-	-	-	-	0.0033	0.0012
CO2	mg/L	-	-	-	-	-	-	221	-	-	-	-	-	-	-
Ferrous Iron	mg/L	-	-	-	-	-	-	ND	-	-	-	-	-	0.01	0.14
Sulfide	mg/L	-	-	-	-	-	-	ND	-	-	-	-	-	-	-
DOC	mg C/L	-	-	-	-	-	-	1.4	-	-	-	-	-	0.9	1.1
Redox Potential	mV	-	-	-	-	-	-	362.3	-	-	-	-	-	309	3.4
Alkalinity (total)	mg CaCO3/L	-	-	-	-	-	-	217	-	-	-	-	-	249	236
Total Organic Halogens/Halides (TOX)	mg/L	ND	ND	-	-	-	-	-	-	-	-	-	-	-	-
Chloride	mg/L	6	5	-	-	-	-	12.5	-	-	-	-	-	7.7	7.6
Conductivity (field)	µmhos/cm	-	-	-	-	-	-	-	-	-	-	-	-	-	-
Conductivity (lab)	µmhos/cm	560	590	-	-	-	-	486	-	-	-	-	-	566	525
Nitrite Nitrogen	mg/L	-	-	-	-	-	-	-	-	-	-	-	-	-	-
Nitrate/Nitrite Nitrogen	mg/L	0.13	0.15	-	-	-	-	0.13	-	-	-	-	-	0.05	0.05
Nitrate as N - Calculation	mg/L	-	-	-	-	-	-	-	-	-	-	-	-	-	-
pH (Lab)	std. units	7.43	7.41	-	-	-	-	7.41	-	-	-	-	-	7.12	7.16
pH (field)	std. units	-	-	-	-	-	-	-	-	-	-	-	-	-	-
Sulfate	mg/L	59	75	-	-	-	-	56.7	-	-	-	-	-	56	57.2
Total Organic Carbon (TOC)	mg/L	ND	ND	-	-	-	-	-	-	-	-	-	-	-	-
Temperature (field)	Celcius	-	-	-	-	-	-	-	-	-	-	-	-	-	-
Turbidity	NTUs	-	-	-	-	-	-	-	-	-	-	-	-	-	-
		-	-	-	-	-	-	-	-	-	-	-	-	-	-

APPENDIX C

Laboratory Analytical Packages with QA/QC Data

1. Sample Delivery Group No. 64349

A. Indicator Parameters
B. Metals
C. TCLVolatile Organics

2. Sample Delivery Group No. 64304

A. Indicator Parameters
B. Metals
C. Volatile Organics (524.2)

3. Evergreen Analytical

A. Methane, Ethane, Ethene

1. Sample Delivery Group No. 64349

Intertek Testing Services
Environmental Laboratories

SAMPLE DATA SUMMARY PACKAGE

CONTRACT: 93206
CASE NO: 93206
SDG NO: 64349

ITS Intertek Testing Services
Environmental Laboratories

April 25, 1997

Mr. Mike Duchesneau
Parsons Engineering Science
Prudential Center
Boston, MA 02199

Re: Laboratory Project No. 93206
Case No. 93206; SDG 64349

Dear Mr. Duchesneau:

Enclosed are the analytical results of samples received intact by ITS Environmental Laboratories on March 22, and 25,1997. Laboratory numbers and quality control samples have been assigned and designated as follows:

Lab ID	Client Sample ID	Sample Date	Sample Matrix
	Received: 03/22/97	ETR No: 64414	
328212	AL091	03/21/97	Water
328213	AL091F	03/21/97	Filtrate
328213R1	AL091F	03/21/97	Filtrate
328213R2	AL091F	03/21/97	Filtrate
328213R3	AL091F	3/21/97	Filtrate
	Received: 03/25/97	ETR No: 64349	
327851	AL097	03/23/97	Water
327852	AL097F	03/23/97	Filtrate
327852R1	AL097F	03/23/97	Filtrate
327852R2	AL097F	03/23/97	Filtrate
327852R3	AL097F	03/23/97	Filtrate
327853	AL098	03/23/97	Water
327854	AL098F	03/23/97	Filtrate
327854R1	AL098F	03/23/97	Filtrate
327854R2	AL098F	03/23/97	Filtrate
327854R3	AL098F	03/23/97	Filtrate
327855	AL099	03/23/97	Water
327856	AL088	03/22/97	Water
327857	AL087	03/10/97	Liquid

Intertek Testing Services NA Inc.
55 South Park Drive Colchester, VT 05446
Telephone (802) 655-1203 Fax (802) 655-1248

Lab ID	Client Sample ID	Sample Date	Sample Matrix
Received: 03/25/97	ETR No: 64349 (Continued)		
327858	AL092	03/22/97	Liquid
327859	AL092F	03/22/97	Filtrate
327859R1	AL092F	03/22/97	Filtrate
327859R2	AL092F	03/22/97	Filtrate
327859R3	AL092F	03/22/97	Filtrate
327860	AL093	03/22/97	Liquid
327861	AL093F	03/22/97	Filtrate
327861R1	AL093F	03/22/97	Filtrate
327861R2	AL093F	03/22/97	Filtrate
327861R3	AL093F	03/22/97	Filtrate
327862	AL094	03/22/97	Liquid
327862MS	AL094MS	03/22/97	Liquid
327862MD	AL094MSD	03/22/97	Liquid
327863	AL094F	03/22/97	Filtrate
327863R1	AL094F	03/22/97	Filtrate
327863R2	AL094F	03/22/97	Filtrate
327863R3	AL094F	03/22/97	Filtrate
327864	AL095	03/22/97	Liquid
327865	AL095F	03/22/97	Filtrate
327865R1	AL095F	03/22/97	Filtrate
327865R2	AL095F	03/22/97	Filtrate
327865R3	AL095F	03/22/97	Filtrate
327866	AL096	03/22/97	Liquid
327867	AL096F	03/22/97	Filtrate
327867R1	AL096F	03/22/97	Filtrate
327867R2	AL096F	03/22/97	Filtrate
327867R3	AL096F	03/22/97	Filtrate
327868	HB	03/25/97	Water
327869	MSB		Liquid

A holding blank prepared with reagent water and caried through the storage period has been analyzed for this sample delivery group. The data for this holding blank has been included in the sample preparation section for you review.

For the benefit of interested parties, documentation of sample handling and preparation is included at the end of the "Sample Data Package." Colored sheets of paper entitled "Sample Preparation" and "Sample Handling" have been used to explicitly mark the location of these documents.

If there are any questions regarding this submittal, please contact Christopher A. Ouellette at (802) 655-1203.

Sincerely,

Karen R. Chirgwin

Karen R. Chirgwin
Laboratory Operations Director

KRC/cga
Enclosure

002A

ITS Intertek Testing Services
Environmental Laboratories

55 South Park Drive
Colchester, VT 05446

Analytical Report

Parsons Engineering Science
Prudential Center
Boston, MA 02199

Attention : Mike Duchesneau

Date : 04/14/97
ETR Number : 64414
Project No.: 93206
No. Samples: 5
Arrived : 03/22/97
P.O. Number: 730769000003

Case:93206 SDG:64349

Standard analyses were performed in accordance with Methods for Analysis of Water and Wastes, EPA-600/4/79-020, Test Methods for Evaluating Solid Waste, SW-846, or Standard Methods for the Examination of Water and Wastewater.
All results are in mg/l unless otherwise noted.

Lab No./ Method No.	Sample Description/	Parameter	Result
328212	AL091:03/21/97 (Water)		
	353.2	Nitrate/Nitrite Nitrogen	<0.01
	310.1	Alkalinity (as CaCO3)	336
	300.0	Chloride	21.3
	300.0	Sulfate	79.1
328213	AL091F:03/21/97 (Filtrate)		
	9060	Total Organic Carbon	1.9
328213R1	AL091F:03/21/97 (Filtrate)		
	9060	Total Organic Carbon	1.9
328213R2	AL091F:03/21/97 (Filtrate)		
	9060	Total Organic Carbon	1.8
328213R3	AL091F:03/21/97 (Filtrate)		
	9060	Total Organic Carbon	1.8

< Last Page > Submitted By : Aquatec Inc.

ITS Intertek Testing Services
Environmental Laboratories

55 South Park Drive
Colchester, VT 05446

Analytical Report

Parsons Engineering Science
Prudential Center
Boston, MA 02199

Attention : Mike Duchesneau

Date : 04/14/97
ETR Number : 64349
Project No.: 93206
No. Samples: 42
Arrived : 03/25/97
P.O. Number: 730769000003

Case:93206 SDG:64349

Standard analyses were performed in accordance with Methods for Analysis of Water and Wastes, EPA-600/4/79-020, Test Methods for Evaluating Solid Waste, SW-846, or Standard Methods for the Examination of Water and Wastewater.
All results are in mg/l unless otherwise noted.

Lab No./ Method No.	Sample Description/	Parameter	Result
327851	AL097:03/23/97 (Water)		
	353.2	Nitrate/Nitrite Nitrogen	0.07
	310.1	Alkalinity (as CaCO3)	504
	300.0	Chloride	22.6
	300.0	Sulfate	154
327852	AL097F:03/23/97 (Filtrate)		
	9060	Total Organic Carbon	4.5
327852R1	AL097F:03/23/97 (Filtrate)		
	9060	Total Organic Carbon	4.5
327852R2	AL097F:03/23/97 (Filtrate)		
	9060	Total Organic Carbon	4.6
327852R3	AL097F:03/23/97 (Filtrate)		
	9060	Total Organic Carbon	4.4
327853	AL098:03/23/97 (Water)		
	353.2	Nitrate/Nitrite Nitrogen	0.02
	310.1	Alkalinity (as CaCO3)	228
	300.0	Chloride	328
	300.0	Sulfate	546
327854	AL098F:03/23/97 (Filtrate)		
	9060	Total Organic Carbon	6.6
327854R1	AL098F:03/23/97 (Filtrate)		
	9060	Total Organic Carbon	6.6

< Cont. Next Page >

ITS Intertek Testing Services
Environmental Laboratories

55 South Park Drive
Colchester, VT 05446

Analytical Report

Parsons Engineering Science
Prudential Center
Boston, MA 02199

Attention : Mike Duchesneau

Date : 04/14/97
ETR Number : 64349
Project No.: 93206
No. Samples: 42
Arrived : 03/25/97
P.O. Number: 730769000003

Case:93206 SDG:64349

Standard analyses were performed in accordance with Methods for Analysis of Water and Wastes, EPA-600/4/79-020, Test Methods for Evaluating Solid Waste, SW-846, or Standard Methods for the Examination of Water and Wastewater.
All results are in mg/l unless otherwise noted.

Lab No./ Method No.	Sample Description/	Parameter	Result
327854R2	AL098F:03/23/97 (Filtrate)		
	9060	Total Organic Carbon	6.5
327854R3	AL098F:03/23/97 (Filtrate)		
	9060	Total Organic Carbon	6.5
327858	AL092:03/22/97 (Liquid)		
	353.2	Nitrate/Nitrite Nitrogen	0.44
	310.1	Alkalinity (as CaCO3)	272
	300.0	Chloride	138
	300.0	Sulfate	216
327859	AL092F:03/22/97 (Filtrate)		
	9060	Total Organic Carbon	2.0
327859R1	AL092F:03/22/97 (Filtrate)		
	9060	Total Organic Carbon	1.8
327859R2	AL092F:03/22/97 (Filtrate)		
	9060	Total Organic Carbon	1.8
327859R3	AL092F:03/22/97 (Filtrate)		
	9060	Total Organic Carbon	2.0
327860	AL093:03/22/97 (Liquid)		
	353.2	Nitrate/Nitrite Nitrogen	1.4
	310.1	Alkalinity (as CaCO3)	336
	300.0	Chloride	41.4
	300.0	Sulfate	151

< Cont. Next Page >

ITS Intertek Testing Services
Environmental Laboratories

55 South Park Drive
Colchester, VT 05446

Analytical Report

Parsons Engineering Science
Prudential Center
Boston, MA 02199

Attention : Mike Duchesneau

Date : 04/14/97
ETR Number : 64349
Project No.: 93206
No. Samples: 42
Arrived : 03/25/97
P.O. Number: 730769000003

Case:93206 SDG:64349

Standard analyses were performed in accordance with Methods for Analysis of Water and Wastes, EPA-600/4/79-020, Test Methods for Evaluating Solid Waste, SW-846, or Standard Methods for the Examination of Water and Wastewater. All results are in mg/l unless otherwise noted.

Lab No./ Method No.	Sample Description/	Parameter	Result
327861	AL093F:03/22/97 (Filtrate)		
	9060	Total Organic Carbon	1.6
327861R1	AL093F:03/22/97 (Filtrate)		
	9060	Total Organic Carbon	1.6
327861R2	AL093F:03/22/97 (Filtrate)		
	9060	Total Organic Carbon	1.7
327861R3	AL093F:03/22/97 (Filtrate)		
	9060	Total Organic Carbon	1.6
327862	AL094:03/22/97 (Liquid)		
	353.2	Nitrate/Nitrite Nitrogen	0.91
	310.1	Alkalinity (as CaCO3)	326
	300.0	Chloride	33.3
	300.0	Sulfate	126
327863	AL094F:03/22/97 (Filtrate)		
	9060	Total Organic Carbon	1.7
327863R1	AL094F:03/22/97 (Filtrate)		
	9060	Total Organic Carbon	1.6
327863R2	AL094F:03/22/97 (Filtrate)		
	9060	Total Organic Carbon	1.4
327863R3	AL094F:03/22/97 (Filtrate)		
	9060	Total Organic Carbon	1.4

< Cont. Next Page >

ITS Intertek Testing Services
Environmental Laboratories

55 South Park Drive
Colchester, VT 05446

Analytical Report

Parsons Engineering Science
Prudential Center
Boston, MA 02199

Attention : Mike Duchesneau

Date : 04/14/97
ETR Number : 64349
Project No.: 93206
No. Samples: 42
Arrived : 03/25/97
P.O. Number: 730769000003

Case:93206 SDG:64349

Standard analyses were performed in accordance with Methods for Analysis of Water and Wastes, EPA-600/4/79-020, Test Methods for Evaluating Solid Waste, SW-846, or Standard Methods for the Examination of Water and Wastewater.
All results are in mg/l unless otherwise noted.

Lab No./ Method No.	Sample Description/	Parameter	Result
327864	AL095:03/22/97 (Liquid)		
	353.2	Nitrate/Nitrite Nitrogen	0.94
	310.1	Alkalinity (as CaCO3)	324
	300.0	Chloride	30.9
	300.0	Sulfate	116
327865	AL095F:03/22/97 (Filtrate)		
	9060	Total Organic Carbon	1.6
327865R1	AL095F:03/22/97 (Filtrate)		
	9060	Total Organic Carbon	1.6
327865R2	AL095F:03/22/97 (Filtrate)		
	9060	Total Organic Carbon	1.5
327865R3	AL095F:03/22/97 (Filtrate)		
	9060	Total Organic Carbon	1.6
327866	AL096:03/22/97 (Liquid)		
	353.2	Nitrate/Nitrite Nitrogen	0.10
	310.1	Alkalinity (as CaCO3)	370
	300.0	Chloride	134
	300.0	Sulfate	430
327867	AL096F:03/22/97 (Filtrate)		
	9060	Total Organic Carbon	2.0
327867R1	AL096F:03/22/97 (Filtrate)		
	9060	Total Organic Carbon	2.0

< Cont. Next Page >

ITS Intertek Testing Services
Environmental Laboratories

55 South Park Drive
Colchester, VT 05446

Analytical Report

Parsons Engineering Science
Prudential Center
Boston, MA 02199

Attention : Mike Duchesneau

Date : 04/14/97
ETR Number : 64349
Project No.: 93206
No. Samples: 42
Arrived : 03/25/97
P.O. Number: 730769000003

Case:93206 SDG:64349

Standard analyses were performed in accordance with Methods for Analysis of Water and Wastes, EPA-600/4/79-020, Test Methods for Evaluating Solid Waste, SW-846, or Standard Methods for the Examination of Water and Wastewater.
All results are in mg/l unless otherwise noted.

Lab No./ Method No.	Sample Description/ Parameter	Result
327867R2 AL096F:03/22/97 (Filtrate)		
9060	Total Organic Carbon	2.2
327867R3 AL096F:03/22/97 (Filtrate)		
9060	Total Organic Carbon	2.4

< Last Page > Submitted By : Aquatec Inc.

Intertek Testing Services
Environmental Laboratories

Quality Control Summary

Project No: 93206
SDG No: 64349
Units: mg/L

Parameter	Date Analyzed	Method Preparation Blank	Laboratory Control Sample		
			Reported Value	True Value	Percent Recovery
Alkalinity (as CaCO3)	03/28/97	< 1	244	237	103.0
Alkalinity (as CaCO3)	04/03/97	< 1	252	237	106.3
Chloride by IC	03/26/97	< 0.1	4.96	5.00	99.2
Chloride by IC	04/04/97	< 0.1	4.78	5.00	95.6
Nitrate/Nitrite-Nitrogen	04/08/97	< 0.01	8.97	9.33	96.1
Nitrate/Nitrite-Nitrogen	04/08/97	< 0.01	10.03	9.33	107.5
Sulfate by IC	03/26/97	< 0.1	9.82	10.00	98.2
Sulfate by IC	04/04/97	< 0.1	9.81	10.00	98.1
Total Organic Carbon	04/09/97	< 0.5	65.6	66.2	99.1
Total Organic Carbon	04/10/97	< 0.5	63.9	66.2	96.5

Reviewed By: [illegible]
Date: 4-14-97

Intertek Testing Services NA Inc.
55 South Park Drive Colchester, VT 05446
Telephone (802) 655-1203 Fax (802) 655-1248

Wet Chemistry

ICV/CCV and LCS Recovery Ranges

Parameter	Method Preparation Blank	ICV/CCV % Recovery Range	LCS % Recovery Range
Acidity (uequivalents/L)	< 20	90.0-110.0	NA
Acid Volatile Sulfide (mg/L)	< 1	NA	45.1-135.8*
Alkalinity (mg/L as CaCO3)	< 1	NA	85.0-115.0
Ammonia-Nitrogen (mg/L)	< 0.02	90.0-110.0	85.0-115.0
BOD5 (mg/L)	< 0.2	NA	85.0-115.0
Bromide by IC (mg/L)	< 0.1	90.0-110.0	NA
Chemical Oxygen Demand (mg/L)	< 5	NA	85.0-115.0
Chloride (mg/L)	< 0.5	90.0-110.0	NA
Chloride by IC (mg/L)	< 0.1	90.0-110.0	NA
Chlorine, Total by Bomb (mg/Kg)	NA	NA	85.0-115.0
Conductivity (umhos/cm)	NA	NA	90.0-110.0
Corrosivity by pH (Std Units)	Variable	NA	90.0-110.0
Cyanide, Total (Liquid: mg/L)	< 0.01	85.0-115.0	85.0-115.0
Cyanide, Total (Soil: mg/Kg)	Varies w/ Wgt.	85.0-115.0	54.8-103.7*
Fluoride by IC (mg/L)	< 0.1	90.0-110.0	NA
Fluoride, Soluble (mg/L)	< 0.1	90.0-110.0	NA
Heating Value (BTU/lb)	NA	NA	99.5-100.5
Hexavalent Chromium (mg/L)	< 0.002	90.0-110.0	NA
Ignitability (degrees F)	NA	NA	95.0-105.0
MBAS (as mg LAS/L)	< 0.05	90.0-110.0	NA
Nitrate-N by IC (mg/L)	< 0.1	90.0-110.0	NA
Nitrate/Nitrite-Nitrogen (mg/L)	< 0.01	90.0-110.0	NA
Nitrite-Nitrogen (mg/L)	< 0.005	90.0-110.0	NA
Oil & Grease (mg/L)	< 0.5	NA	85.0-115.0
Oil & Grease by IR (mg/L)	Varies w/ Ext. Vol.	NA	85.0-115.0
Orthophosphate as P (mg/L)	< 0.005	90.0-110.0	NA
Orthophosphate-P by IC (mg/L)	< 0.1	90.0-110.0	NA
pH (Std Units)	NA	NA	85.0-115.0

* Ranges determined from Control Charts

Wet Chemistry

ICV/CCV and LCS Recovery Ranges

Parameter	Method Preparation Blank	ICV/CCV Recovery Range	LCS Recovery Range
Phenols, Total (mg/L)	< 0.005	90.0-110.0	NA
Phosphate, Total as P (mg/L)	< 0.005	90.0-110.0	NA
Reactive Cyanide (mg/L)	< 2.9	NA	2.0-6.7*
Reactive Sulfide (mg/L)	< 2.0	NA	55.5-116.0*
Salinity (Unitless Results)	NA	NA	85.0-115.0
Soil BOD5 (mg/L)	< 0.2	NA	85.0-115.0
Soil pH (Std Units)	Variable	NA	99.0-101.0
Soil Salinity (Unitless Results)	NA	NA	85.0-115.0
Sulfate (mg/L)	< 5	90.0-110.0	NA
Sulfate by IC (mg/L)	< 0.1	90.0-110.0	NA
Sulfide (mg/L)	< 0.02	90.0-110.0	NA
Sulfide by 9030 (mg/L)	< 0.5	NA	90.0-110.0
Sulfide, Dissolved (by ISE, mg/L)	< 0.01	90.0-110.0	NA
Sulfide in Soil by 9030 (mg/L)	< 1.0	NA	45.1-135.8*
TOC by Lloyd Kahn (mg/Kg)	< 100	90.0-110.0	54.7-115.3*
Total Dissolved Solids (mg/L)	< 5	NA	85.0-115.0
Total Hardness as CaCO3 (mg/L)	< 2	NA	85.0-115.0
Total Kjeldahl Nitrogen (mg/L)	< 0.24	90.0-110.0	85.0-115.0
Total Organic Carbon (mg/L)	< 0.5	90.0-110.0	NA
Total Organic Halides (mg/L)	< 0.02	90.0-110.0	NA
Total Petroleum Hydrocarbons (mg/L)	Varies w/ Ext. Vol.	90.0-110.0	85.0-115.0
Total Residual Chlorine (mg/L)	< 0.1	90.0-110.0	NA
Total Solids (mg/L)	< 5	NA	85.0-115.0
Total Suspended Solids (mg/L)	< 0.5	NA	85.0-115.0
Turbidity (NTU)	< 0.05	NA	85.0-115.0
Viscosity (centiStokes: mm^2/s)	NA	NA	85.0-115.0
Volatile Total Solids (mg/L)	< 5	NA	NA

* Ranges determined from Control Charts

U.S. EPA - CLP

COVER PAGE - INORGANIC ANALYSES DATA PACKAGE

Lab Name: ITS_ENVIRONMENTAL_____ Contract: 93206_____

ab Code: INCHVT Case No.: 93206 SAS No.: _____ SDG No.:64349_

SOW No.: ILM02.1

EPA Sample No.	Lab Sample ID
_AL093_____	_327860_____
_AL097_____	_327851_____
_AL098_____	_327853_____
_AL099_____	_327855_____

Were ICP interelement corrections applied ? Yes/No YES

were ICP background corrections applied ? Yes/No YES
If yes - were raw data generated before application of background corrections ? Yes/No NO_

Comments:

_____

_____

_____

_____

. certify that this data package is in compliance with the terms and conditions of the contract, both technically and for completeness, for ther than the conditions detailed above. Release of the data contained n this hardcopy data package and in the computer-readable data submitted on floppy diskette has been authorized by the Laboratory Manager or the Manager's designee, as verified by the following signature.

Signature: _____ Name: _____

Date: _____ Title: _____

U.S. EPA - CLP

1
INORGANIC ANALYSES DATA SHEET

EPA SAMPLE NO.

AL093

ab Name: ITS_ENVIRONMENTAL_____ Contract: 93206_____

Lab Code: INCHVT Case No.: 93206_ SAS No.: _____ SDG No.: 64349_

atrix (soil/water): WATER Lab Sample ID: 327860

evel (low/med): LOW__ Date Received: 03/25/97

% Solids: __0.0

Concentration Units (ug/L or mg/kg dry weight): UG/L_

CAS No.	Analyte	Concentration	C	Q	M
7429-90-5	Aluminum_				NR
7440-36-0	Antimony_				NR
7440-38-2	Arsenic__				NR
7440-39-3	Barium___				NR
7440-41-7	Beryllium				NR
7440-43-9	Cadmium__	0.40	U		P_
7440-70-2	Calcium__				NR
7440-47-3	Chromium_	0.80	U		P_
7440-48-4	Cobalt___				NR
7440-50-8	Copper___				NR
7439-89-6	Iron_____				NR
7439-92-1	Lead_____	16.7			P_
7439-95-4	Magnesium				NR
7439-96-5	Manganese	8.9	B		P_
7439-97-6	Mercury__				NR
7440-02-0	Nickel___	2.3	U		P_
7440-09-7	Potassium				NR
7782-49-2	Selenium_				NR
7440-22-4	Silver___				NR
7440-23-5	Sodium___				NR
7440-28-0	Thallium_				NR
7440-62-2	Vanadium_				NR
7440-66-6	Zinc_____				NR
	Cyanide__				NR

olor Before: YELLOW___ Clarity Before: CLOUDY Texture: _____

Color After: COLORLESS Clarity After: CLEAR_ Artifacts: YES___

Comments:
GRASS_PRESENT_IN_SAMPLE

U.S. EPA - CLP

1
INORGANIC ANALYSES DATA SHEET

EPA SAMPLE NO.

AL097

ab Name: ITS_ENVIRONMENTAL_____ Contract: 93206_____

Lab Code: INCHVT Case No.: 93206_ SAS No.: _____ SDG No.: 64349_

atrix (soil/water): WATER Lab Sample ID: 327851

evel (low/med): LOW__ Date Received: 03/25/97

% Solids: __0.0

Concentration Units (ug/L or mg/kg dry weight): UG/L_

CAS No.	Analyte	Concentration	C	Q	M
7429-90-5	Aluminum_				NR
7440-36-0	Antimony_				NR
7440-38-2	Arsenic__				NR
7440-39-3	Barium___				NR
7440-41-7	Beryllium				NR
7440-43-9	Cadmium__	0.40	U		P_
7440-70-2	Calcium__				NR
7440-47-3	Chromium_	0.80	U		P_
7440-48-4	Cobalt___				NR
7440-50-8	Copper___				NR
7439-89-6	Iron_____				NR
7439-92-1	Lead_____	3.0	U		P_
7439-95-4	Magnesium				NR
7439-96-5	Manganese	112			P_
7439-97-6	Mercury__				NR
7440-02-0	Nickel___	4.2	B		P_
7440-09-7	Potassium				NR
7782-49-2	Selenium_				NR
7440-22-4	Silver___				NR
7440-23-5	Sodium___				NR
7440-28-0	Thallium_				NR
7440-62-2	Vanadium_				NR
7440-66-6	Zinc_____				NR
_____	Cyanide__				NR

olor Before: COLORLESS Clarity Before: CLEAR_ Texture: _____

Color After: COLORLESS Clarity After: CLEAR_ Artifacts: _____

Comments:

U.S. EPA - CLP

1
INORGANIC ANALYSES DATA SHEET

EPA SAMPLE NO.

AL098

ab Name: ITS_ENVIRONMENTAL_____ Contract: 93206_____

Lab Code: INCHVT Case No.: 93206_ SAS No.: _____ SDG No.: 64349_

atrix (soil/water): WATER Lab Sample ID: 327853

evel (low/med): LOW__ Date Received: 03/25/97

% Solids: __0.0

Concentration Units (ug/L or mg/kg dry weight): UG/L_

CAS No.	Analyte	Concentration	C	Q	M
7429-90-5	Aluminum_				NR
7440-36-0	Antimony_				NR
7440-38-2	Arsenic__				NR
7440-39-3	Barium___				NR
7440-41-7	Beryllium				NR
7440-43-9	Cadmium__	0.40	U		P_
7440-70-2	Calcium__				NR
7440-47-3	Chromium_	0.80	U		P_
7440-48-4	Cobalt___				NR
7440-50-8	Copper___				NR
7439-89-6	Iron_____				NR
7439-92-1	Lead_____	3.0	U		P_
7439-95-4	Magnesium				NR
7439-96-5	Manganese	705			P_
7439-97-6	Mercury__				NR
7440-02-0	Nickel___	2.3	U		P_
7440-09-7	Potassium				NR
7782-49-2	Selenium_				NR
7440-22-4	Silver___				NR
7440-23-5	Sodium___				NR
7440-28-0	Thallium_				NR
7440-62-2	Vanadium_				NR
7440-66-6	Zinc_____				NR
	Cyanide__				NR

olor Before: COLORLESS Clarity Before: CLEAR_ Texture: _____

Color After: COLORLESS Clarity After: CLEAR_ Artifacts: _____

Comments:

U.S. EPA - CLP

1
INORGANIC ANALYSES DATA SHEET

EPA SAMPLE NO.

AL099

Lab Name: ITS_ENVIRONMENTAL_____ Contract: 93206_____

Lab Code: INCHVT Case No.: 93206_ SAS No.: _____ SDG No.: 64349_

Matrix (soil/water): WATER Lab Sample ID: 327855

Level (low/med): LOW__ Date Received: 03/25/97

% Solids: __0.0

Concentration Units (ug/L or mg/kg dry weight): UG/L_

CAS No.	Analyte	Concentration	C	Q	M
7429-90-5	Aluminum_				NR
7440-36-0	Antimony_				NR
7440-38-2	Arsenic__				NR
7440-39-3	Barium___				NR
7440-41-7	Beryllium				NR
7440-43-9	Cadmium__	0.40	U		P_
7440-70-2	Calcium__				NR
7440-47-3	Chromium_	0.80	U		P_
7440-48-4	Cobalt___				NR
7440-50-8	Copper___				NR
7439-89-6	Iron_____				NR
7439-92-1	Lead_____	3.0	U		P_
7439-95-4	Magnesium				NR
7439-96-5	Manganese	97.4			P_
7439-97-6	Mercury__				NR
7440-02-0	Nickel___	4.5	B		P_
7440-09-7	Potassium				NR
7782-49-2	Selenium_				NR
7440-22-4	Silver___				NR
7440-23-5	Sodium___				NR
7440-28-0	Thallium_				NR
7440-62-2	Vanadium_				NR
7440-66-6	Zinc_____				NR
_____	Cyanide__				NR

Color Before: COLORLESS Clarity Before: CLEAR_ Texture: _____

Color After: COLORLESS Clarity After: CLEAR_ Artifacts: _____

Comments:

U.S. EPA - CLP

2A
INITIAL AND CONTINUING CALIBRATION VERIFICATION

Lab Name: ITS_ENVIRONMENTAL_____ Contract: 93206_____

Lab Code: INCHVT Case No.: 93206_ SAS No.: _____ SDG No.: 64349_

Initial Calibration Source: VENTURES____

Continuing Calibration Source: SPEX_____

Concentration Units: ug/L

Analyte	Initial Calibration True	Initial Calibration Found	Initial Calibration %R(1)	Continuing Calibration True	Continuing Calibration Found	Continuing Calibration %R(1)	Continuing Calibration Found	Continuing Calibration %R(1)	M
Aluminum									NR
Antimony									NR
Arsenic									NR
Barium									NR
Beryllium									NR
Cadmium	500.0	495.10	99.0	100.0	98.24	98.2	98.64	98.6	P
Calcium									NR
Chromium	500.0	499.70	99.9	200.0	201.90	101.0	204.10	102.0	P
Cobalt									NR
Copper									NR
Iron									NR
Lead	1000.0	1010.00	101.0	400.0	399.60	99.9	400.00	100.0	P
Magnesium									NR
Manganese	500.0	495.90	99.2	200.0	197.20	98.6	198.00	99.0	P
Mercury									NR
Nickel	500.0	504.50	100.9	200.0	200.10	100.0	201.80	100.9	P
Potassium									NR
Selenium									NR
Silver									NR
Sodium									NR
Thallium									NR
Vanadium									NR
Zinc									NR
Cyanide									NR

(1) Control Limits: Mercury 80-120; Other Metals 90-110; Cyanide 85-115

U.S. EPA - CLP

2A
INITIAL AND CONTINUING CALIBRATION VERIFICATION

Lab Name: ITS_ENVIRONMENTAL_____ Contract: 93206_____

ab Code: INCHVT Case No.: 93206_ SAS No.: _____ SDG No.: 64349_

Initial Calibration Source: VENTURES____

Continuing Calibration Source: SPEX_____

Concentration Units: ug/L

Analyte	Initial Calibration True	Initial Calibration Found	Initial Calibration %R(1)	Continuing Calibration True	Continuing Calibration Found	Continuing Calibration %R(1)	Continuing Calibration Found	Continuing Calibration %R(1)	M
Aluminum									NR
Antimony									NR
Arsenic									NR
Barium									NR
Beryllium									NR
Cadmium				100.0	99.23	99.2	98.57	98.6	P
Calcium									NR
Chromium				200.0	206.10	103.0	204.90	102.4	P
Cobalt									NR
Copper									NR
Iron									NR
Lead				400.0	402.10	100.5	401.30	100.3	P
Magnesium									NR
Manganese				200.0	199.50	99.8	199.10	99.6	P
Mercury									NR
Nickel				200.0	204.30	102.2	202.60	101.3	P
Potassium									NR
Selenium									NR
Silver									NR
Sodium									NR
Thallium									NR
Vanadium									NR
Zinc									NR
Cyanide									NR

(1) Control Limits: Mercury 80-120; Other Metals 90-110; Cyanide 85-115

U.S. EPA - CLP

2B
CRDL STANDARD FOR AA AND ICP

Lab Name: ITS_ENVIRONMENTAL_____ Contract: 93206_____

Lab Code: INCHVT Case No.: 93206_ SAS No.: _____ SDG No.: 64349_

AA CRDL Standard Source: VENTURES____

ICP CRDL Standard Source: VENTURES____

Concentration Units: ug/L

Analyte	CRDL Standard for AA			CRDL Standard for ICP				
					Initial		Final	
	True	Found	%R	True	Found	%R	Found	%R
Aluminum								
Antimony								
Arsenic								
Barium								
Beryllium								
Cadmium				10.0	10.62	106.2	10.40	104.0
Calcium								
Chromium				20.0	21.08	105.4	22.71	113.6
Cobalt								
Copper								
Iron								
Lead				6.0	5.22	87.0	6.31	105.2
Magnesium								
Manganese				30.0	31.63	105.4	31.31	104.4
Mercury								
Nickel				80.0	84.41	105.5	92.70	115.9
Potassium								
Selenium								
Silver								
Sodium								
Thallium								
Vanadium								
Zinc								

U.S. EPA - CLP

3
BLANKS

Lab Name: ITS_ENVIRONMENTAL_____ Contract: 93206_____

Lab Code: INCHVT Case No.: 93206_ SAS No.: _____ SDG No.: 64349_

Preparation Blank Matrix (soil/water): WATER

Preparation Blank Concentration Units (ug/L or mg/kg): UG/L_

Analyte	Initial Calib. Blank (ug/L)	C	Continuing Calibration Blank (ug/L) 1	C	2	C	3	C	Prepa-ration Blank	C	M
Aluminum											NR
Antimony											NR
Arsenic											NR
Barium											NR
Beryllium											NR
Cadmium	0.4	U	0.4	U	0.4	U	0.4	U	0.400	U	P
Calcium											NR
Chromium	0.8	U	-0.8	B	0.8	U	0.8	U	0.800	U	P
Cobalt											NR
Copper											NR
Iron											NR
Lead	3.0	U	3.0	U	3.0	U	3.0	U	3.000	U	P
Magnesium											NR
Manganese	0.8	U	0.8	U	0.8	U	0.8	U	0.800	U	P
Mercury											NR
Nickel	2.3	U	2.3	U	2.3	U	2.3	U	2.300	U	P
Potassium											NR
Selenium											NR
Silver											NR
Sodium											NR
Thallium											NR
Vanadium											NR
Zinc											NR
Cyanide											NR

U.S. EPA - CLP

3
BLANKS

Lab Name: ITS_ENVIRONMENTAL_____ Contract: 93206_____

Lab Code: INCHVT Case No.: 93206_ SAS No.: _____ SDG No.: 64349_

Preparation Blank Matrix (soil/water): _____

Preparation Blank Concentration Units (ug/L or mg/kg): _____

Analyte	Initial Calib. Blank (ug/L)	C	Continuing Calibration Blank (ug/L) 1	C	2	C	3	C	Prepa-ration Blank	C	M
Aluminum											NR
Antimony											NR
Arsenic											NR
Barium											NR
Beryllium											NR
Cadmium			0.4	U							P
Calcium											NR
Chromium			0.8	U							P
Cobalt											NR
Copper											NR
Iron											NR
Lead			3.0	U							P
Magnesium											NR
Manganese			0.8	U							P
Mercury											NR
Nickel			2.3	U							P
Potassium											NR
Selenium											NR
Silver											NR
Sodium											NR
Thallium											NR
Vanadium											NR
Zinc											NR
Cyanide											NR

U.S. EPA - CLP

4
ICP INTERFERENCE CHECK SAMPLE

Lab Name: ITS_ENVIRONMENTAL_____ Contract: 93206_____

Lab Code: INCHVT Case No.: 93206_ SAS No: _____ SDG No.: 64349_

ICP ID Number: ICP5 TJA 61E ICS Source: VENTURES____

Concentration Units: ug/L

Analyte	True Sol. A	True Sol. AB	Initial Found Sol. A	Initial Found Sol. AB	%R	Final Found Sol. A	Final Found Sol. AB	%R
Aluminum								
Antimony								
Arsenic								
Barium								
Beryllium								
Cadmium	0	924	4	956.7	103.5	4	955.9	103.5
Calcium								
Chromium	0	476	4	490.3	103.0	4	497.9	104.6
Cobalt								
Copper								
Iron								
Lead	0	50	3	51.3	102.6	5	54.8	109.6
Magnesium								
Manganese	0	460	-3	481.2	104.6	-4	486.2	105.7
Mercury								
Nickel	0	920	-1	952.1	103.5	-1	964.8	104.9
Potassium								
Selenium								
Silver								
Sodium								
Thallium								
Vanadium								
Zinc								

U.S. EPA - CLP

7
LABORATORY CONTROL SAMPLE

Lab Name: ITS_ENVIRONMENTAL_____ Contract: 93206_____

ab Code: INCHVT Case No.: 93206_ SAS No.: _____ SDG No.: 64349_

Solid LCS Source: _____

queous LCS Source: VENTURES____

Analyte	Aqueous (ug/L) True	Found	%R	Solid (mg/kg) True	Found	C	Limits		%R
Aluminum_									
Antimony_									
Arsenic__									
Barium___									
Beryllium									
Cadmium__	525.0	518.60	98.8_						
Calcium__									
Chromium_	500.0	504.30	100.9_						
Cobalt___									
Copper___									
Iron_____									
Lead_____	1015.0	1012.00	99.7_						
Magnesium									
Manganese	500.0	493.00	98.6_						
Mercury__									
Nickel___	500.0	507.20	101.4_						
Potassium									
Selenium_									
Silver___									
Sodium___									
Thallium_									
Vanadium_									
Zinc_____									
Cyanide__									

U.S. EPA - CLP

8
STANDARD ADDITION RESULTS

ab Name: ITS_ENVIRONMENTAL_____ Contract:93206_____

Lab Code: INCHVT Case No.: 93206_ SAS No.:_____ SDG No.:64349_

Concentration Units: ug/L

EPA Sample No.	An	0 ADD ABS	1 ADD CON	1 ADD ABS	2 ADD CON	2 ADD ABS	3 ADD CON	3 ADD ABS	Final Conc.	r	Q

U.S. EPA - CLP

9

ICP SERIAL DILUTION

EPA SAMPLE NO.

AL097L

ab Name: ITS_ENVIRONMENTAL_____ Contract: 93206_____

Lab Code: INCHVT Case No.: 93206_ SAS No.: _____ SDG No.: 64349_

atrix (soil/water): WATER Level (low/med): LOW__

Concentration Units: ug/L

Analyte	Initial Sample Result (I)	C	Serial Dilution Result (S)	C	% Difference	Q	M
Aluminum							NR
Antimony							NR
Arsenic							NR
Barium							NR
Beryllium							NR
Cadmium	0.40	U	2.00	U			P
Calcium							NR
Chromium	0.80	U	4.00	U			P
Cobalt							NR
Copper							NR
Iron							NR
Lead	3.00	U	15.00	U			P
Magnesium							NR
Manganese	112.30		106.00		5.6		P
Mercury							NR
Nickel	4.18	B	11.50	U	100.0		P
Potassium							NR
Selenium							NR
Silver							NR
Sodium							NR
Thallium							NR
Vanadium							NR
Zinc							NR

U.S. EPA - CLP

10

Instrument Detection Limits (Quarterly)

Lab Name: ITS_ENVIRONMENTAL_____ Contract: 93206_____

Lab Code: INCHVT Case No.: 93206_ SAS No.: _____ SDG No.: 64349_

CP ID Number: ICP5_TJA_61E Date: 04/01/97

Flame AA ID Number : _____

urnace AA ID Number : _____

Analyte	Wave-length (nm)	Back-ground	CRDL (ug/L)	IDL (ug/L)	M
Aluminum			200		NR
Antimony			60		NR
Arsenic			10		NR
Barium			200		NR
Beryllium			5		NR
Cadmium	226.50		5	0.4	P
Calcium			5000		NR
Chromium	267.72		10	0.8	P
Cobalt			50		NR
Copper			25		NR
Iron			100		NR
Lead	220.35		3	3.0	P
Magnesium			5000		NR
Manganese	294.92		15	0.8	P
Mercury			0.2		NR
Nickel	231.60		40	2.3	P
Potassium			5000		NR
Selenium			5		NR
Silver			10		NR
Sodium			5000		NR
Thallium			10		NR
Vanadium			50		NR
Zinc			20		NR

Comments:

U.S. EPA - CLP

11A
ICP INTERELEMENT CORRECTION FACTORS (ANNUALLY)

ab Name: ITS_ENVIRONMENTAL_____ Contract: 93206_____

Lab Code: INCHVT Case No.: 93206_ SAS No.: _____ SDG No.: 64349_

CP ID Number: ICP5 TJA 61E Date: 01/01/97

Analyte	Wave-length (nm)	Interelement Correction Factors for : Al	Ca	Fe	Mg	CD_
Aluminum	237.31	0.0000000	0.0000000	-0.0004721	0.0000000	0.0000000
Antimony	206.84	0.0000000	0.0000000	0.0000310	0.0000000	0.0000000
Arsenic	189.04	0.0000000	0.0000000	-0.0000520	0.0000000	0.0000000
Barium	493.41	0.0000000	0.0000000	0.0000040	0.0000000	0.0000000
Beryllium	313.04	0.0000000	0.0000000	0.0000000	0.0000000	0.0000000
Cadmium	226.50	-0.0000020	0.0000000	0.0001380	0.0000000	0.0000000
Calcium	317.93	0.0000000	0.0000000	0.0000000	0.0000000	0.0000000
Chromium	267.72	0.0000000	0.0000000	0.0000000	0.0000000	-0.0002050
Cobalt	228.61	0.0000000	0.0000000	0.0000000	0.0000000	0.0002010
Copper	324.75	0.0000000	0.0000000	-0.0000580	0.0000000	0.0000000
Iron	271.44	0.0000000	0.0000000	0.0000000	0.0000000	0.0000000
Lead	220.35	0.0004860	0.0000000	0.0000960	0.0000080	0.0000000
Magnesium	279.08	0.0000000	0.0000000	0.0000000	0.0000000	0.0000000
Manganese	294.92	0.0000000	0.0000000	0.0004730	0.0000000	0.0000000
Mercury						
Nickel	231.60	0.0000000	0.0000000	0.0000000	0.0000000	0.0000000
Potassium	766.49	0.0000000	0.0000000	0.0000000	0.0000000	0.0000000
Selenium	196.03	0.0000000	0.0000000	-0.0000210	0.0000080	0.0000000
Silver	328.07	0.0000080	0.0000070	0.0000150	0.0000020	0.0000000
Sodium	330.23	0.0000000	0.0000000	0.0000000	0.0000000	0.0000000
Thallium	190.86	-0.0000080	0.0000000	-0.0000650	0.0000000	0.0000000
Vanadium	292.40	0.0000000	0.0000000	0.0000250	0.0000000	0.0000000
Zinc	213.85	0.0000000	0.0000000	0.0000000	0.0000000	0.0000000

omments:

U.S. EPA - CLP

11B
ICP INTERELEMENT CORRECTION FACTORS (ANNUALLY)

ab Name: ITS_ENVIRONMENTAL_____ Contract: 93206_____

ab Code: INCHVT Case No.: 93206_ SAS No.: _____ SDG No.: 64349_

CP ID Number: ICP5 TJA 61E Date: 01/01/97

Analyte	Wave-length (nm)	Interelement Correction Factors for : CO_	CR_	MN_	NI_	TI_
Aluminum	237.31	0.0010260	-0.0001500	0.0004560	0.0000000	0.0000000
Antimony	206.84	0.0000000	0.0106700	0.0000000	-0.0010930	0.0009800
Arsenic	189.04	0.0000000	0.0000130	-0.0000260	0.0000000	0.0000000
Barium	493.41	0.0000000	0.0000000	0.0000000	0.0000000	0.0000000
Beryllium	313.04	0.0000000	0.0000000	0.0000000	0.0000000	0.0006000
Cadmium	226.50	0.0000190	0.0000000	0.0000000	-0.0001420	0.0001100
Calcium	317.93	0.0000000	0.0000000	0.0000000	0.0000000	0.0000000
Chromium	267.72	0.0000000	0.0000000	0.0000200	0.0000000	0.0000000
Cobalt	228.61	0.0000000	0.0000760	0.0000000	0.0001550	0.0021800
Copper	324.75	-0.0006200	0.0000000	0.0000000	0.0000000	0.0000000
Iron	271.44	0.0834400	0.0000000	-0.0010430	-0.0005400	0.0000000
Lead	220.35	-0.0032100	-0.0000200	0.0000000	0.0001830	0.0002200
Magnesium	279.08	0.0000000	0.0000000	0.0000000	0.0000000	0.0000000
Manganese	294.92	0.0000000	-0.0001100	0.0000000	0.0000000	0.0000000
Mercury						
Nickel	231.60	0.0005300	0.0000000	-0.0000770	0.0000000	0.0000000
Potassium	766.49	0.0000000	0.0000000	0.0000000	0.0000000	0.0000000
Selenium	196.03	0.0003320	0.0000000	0.0003360	0.0000000	0.0000000
Silver	328.07	0.0000000	0.0000450	0.0001060	0.0000000	0.0004400
Sodium	330.23	0.0000000	0.0000000	0.0000000	0.0000000	0.0000000
Thallium	190.86	0.0031500	0.0003050	-0.0053100	0.0000000	0.0003200
Vanadium	292.40	0.0000000	-0.0014900	-0.0000760	0.0000000	0.0005480
Zinc	213.85	0.0000000	0.0000000	0.0000000	0.0000000	0.0000000

omments:

U.S. EPA - CLP

11B
ICP INTERELEMENT CORRECTION FACTORS (ANNUALLY)

ab Name: ITS_ENVIRONMENTAL_____ Contract: 93206_____

Lab Code: INCHVT Case No.: 93206_ SAS No.: _____ SDG No.: 64349_

CP ID Number: ICP5 TJA 61E Date: 01/01/97

Analyte	Wave-length (nm)	Interelement Correction Factors for : V__	ZN_	___	___	___
Aluminum_	237.31	-0.0041100	0.0000000			
Antimony_	206.84	-0.0107300	0.0002410			
Arsenic__	189.04	-0.0010590	0.0000000			
Barium___	493.41	0.0000420	0.0000000			
Beryllium	313.04	0.0000000	0.0000000			
Cadmium__	226.50	0.0000000	0.0000000			
Calcium__	317.93	0.0000000	0.0000000			
Chromium_	267.72	0.0000000	0.0000000			
Cobalt___	228.61	0.0000000	0.0000000			
Copper___	324.75	-0.0001320	0.0000000			
Iron____	271.44	0.0076000	0.0000000			
Lead____	220.35	0.0000000	0.0000000			
Magnesium	279.08	0.0000000	0.0000000			
Manganese	294.92	0.0048700	0.0000000			
Mercury__						
Nickel___	231.60	-0.0001520	0.0000000			
Potassium	766.49	0.0000000	0.0000000			
Selenium_	196.03	0.0001120	0.0000000			
Silver___	328.07	0.0004460	0.0000000			
Sodium___	330.23	0.0000000	-0.1301000			
Thallium_	190.86	0.0018800	0.0000000			
Vanadium_	292.40	0.0000000	0.0000000			
Zinc____	213.85	-0.0054500	0.0000000			

omments:

U.S. EPA - CLP

12
ICP LINEAR RANGES (QUARTERLY)

Lab Name: ITS_ENVIRONMENTAL_____ Contract: 93206_____

Lab Code: INCHVT Case No.: 93206_ SAS No.: _____ SDG No.: 64349_

ICP ID Number: ICP5 TJA 61E Date: 04/01/97

Analyte	Integ. Time (sec.)	Concentration (ug/L)	M
Aluminum	10.00	500000.0	P
Antimony	10.00	100000.0	P
Arsenic	10.00	10000.0	P
Barium	10.00	25000.0	P
Beryllium	10.00	5000.0	P
Cadmium	10.00	5000.0	P
Calcium	10.00	500000.0	P
Chromium	10.00	100000.0	P
Cobalt	10.00	100000.0	P
Copper	10.00	100000.0	P
Iron	10.00	500000.0	P
Lead	10.00	100000.0	P
Magnesium	10.00	500000.0	P
Manganese	10.00	100000.0	P
Mercury			NR
Nickel	10.00	50000.0	P
Potassium	10.00	100000.0	P
Selenium	10.00	5000.0	P
Silver	10.00		P
Sodium	10.00	100000.0	P
Thallium	10.00	10000.0	P
Vanadium	10.00	100000.0	P
Zinc	10.00	20000.0	P

Comments:

U.S. EPA - CLP

13
PREPARATION LOG

ab Name: ITS_ENVIRONMENTAL_____ Contract: 93206_____

Lab Code: INCHVT Case No.:_93206_ SAS No.: _____ SDG No.:64349_

ethod: P_

EPA Sample No.	Preparation Date	Weight (gram)	Volume (mL)
AL093	04/08/97		100
AL097	04/08/97		100
AL098	04/08/97		100
AL099	04/08/97		100
LCSW	04/08/97		100
PBW	04/08/97		100

U.S. EPA - CLP

14
ANALYSIS RUN LOG

ab Name: ITS_ENVIRONMENTAL_____ Contract: 93206_____

Lab Code: INCHVT Case No.: 93206_ SAS No.: _____ SDG No.:64349_

nstrument ID Number: ICP5 TJA 61E_ Method: P_

tart Date: 04/15/97 End Date: 04/15/97

EPA Sample No.	D/F	Time	% R	Analytes																							
				AL	SB	AS	BA	BE	CD	CA	CR	CO	CU	FE	PB	MG	MN	HG	NI	K	SE	AG	NA	TL	V	ZN	CN
S0	1.00	1636		X	X	X	X	X	X	X	X	X	X	X	X	X	X		X	X	X	X	X	X	X	X	
S	1.00	1640		X						X				X		X				X			X				
S	1.00	1644			X	X									X						X			X			
S	1.00	1648					X	X	X		X	X	X				X		X			X			X	X	
ICV	1.00	1653							X		X				X		X		X								
ICB	1.00	1658							X		X				X		X		X								
ICSA	1.00	1702							X		X				X		X		X								
ICSAB	1.00	1707							X		X				X		X		X								
CRI	1.00	1711							X		X				X		X		X								
CCV	1.00	1716							X		X				X		X		X								
CCB	1.00	1720							X		X				X		X		X								
PBW	1.00	1724							X		X				X		X		X								
LCSW	1.00	1729							X		X				X		X		X								
ZZZZZZ	1.00	1733																									
ZZZZZZ	5.00	1738																									
AL097	1.00	1742							X		X				X		X		X								
AL097L	5.00	1746							X		X				X		X		X								
AL098	1.00	1751							X		X				X		X		X								
AL099	1.00	1755							X		X				X		X		X								
AL093	1.00	1759							X		X				X		X		X								
ZZZZZZ	1.00	1804																									
CCV	1.00	1808							X		X				X		X		X								
CCB	1.00	1812							X		X				X		X		X								
ZZZZZZ	1.00	1817																									
ZZZZZZ	1.00	1821																									
ZZZZZZ	1.00	1826																									
ZZZZZZ	1.00	1830																									
ZZZZZZ	1.00	1834																									
ZZZZZZ	1.00	1839																									
ZZZZZZ	1.00	1843																									
ZZZZZZ	1.00	1847																									
ZZZZZZ	1.00	1852																									

U.S. EPA - CLP

14
ANALYSIS RUN LOG

ab Name: ITS_ENVIRONMENTAL_____ Contract: 93206_____

Lab Code: INCHVT Case No.: 93206_ SAS No.: _____ SDG No.:64349_

nstrument ID Number: ICP5 TJA 61E_ Method: P_

Start Date: 04/15/97 End Date: 04/15/97

EPA Sample No.	D/F	Time	% R	Analytes																							
				AL	SB	AS	BA	BE	CD	CA	CR	CO	CU	FE	PB	MG	MN	HG	NI	K	SE	AG	NA	TL	V	ZN	CN
ZZZZZZ	1.00	1856																									
CCV	1.00	1901							X		X				X		X		X								
CCB	1.00	1905							X		X				X		X		X								
ZZZZZZ	1.00	1910																									
ZZZZZZ	1.00	1914																									
ZZZZZZ	5.00	1918																									
ZZZZZZ	1.00	1923																									
ZZZZZZ	1.00	1927																									
ZZZZZZ	1.00	1931																									
ZZZZZZ	1.00	1936																									
ICSA	1.00	1940							X		X				X		X		X								
ICSAB	1.00	1944							X		X				X		X		X								
CRI	1.00	1949							X		X				X		X		X								
CCV	1.00	1953							X		X				X		X		X								
CCB	1.00	1958							X		X				X		X		X								

FORM 1
VOLATILE ORGANICS ANALYSIS DATA SHEET

ENGSC2 SAMPLE NO.

AL087

Lab Name: ITS ENVIRONMENTAL Contract: 93206

Lab Code: INCHVT Case No.: 93206 SAS No.: SDG No.: 64349

Matrix: (soil/water) WATER Lab Sample ID: 327857

Sample wt/vol: 5.000 (g/mL) ML Lab File ID: M327857V

Level: (low/med) LOW Date Received: 03/25/97

% Moisture: not dec. _____ Date Analyzed: 03/26/97

GC Column: DB-624 ID: 0.53 (mm) Dilution Factor: 1.0

Soil Extract Volume:_____(uL) Soil Aliquot Volume: _____(uL)

CAS NO.	COMPOUND	CONCENTRATION UNITS: (ug/L or ug/Kg) UG/L	Q
74-87-3	Chloromethane	10	U
74-83-9	Bromomethane	10	U
75-01-4	Vinyl Chloride	10	U
75-00-3	Chloroethane	10	U
75-09-2	Methylene Chloride	10	U
67-64-1	Acetone	10	U
75-15-0	Carbon Disulfide	10	U
75-35-4	1,1-Dichloroethene	10	U
75-34-3	1,1-Dichloroethane	10	U
540-59-0	1,2-Dichloroethene (total)	10	U
67-66-3	Chloroform	10	U
107-06-2	1,2-Dichloroethane	10	U
78-93-3	2-Butanone	10	U
71-55-6	1,1,1-Trichloroethane	10	U
56-23-5	Carbon Tetrachloride	10	U
75-27-4	Bromodichloromethane	10	U
78-87-5	1,2-Dichloropropane	10	U
10061-01-5	cis-1,3-Dichloropropene	10	U
79-01-6	Trichloroethene	10	U
124-48-1	Dibromochloromethane	10	U
79-00-5	1,1,2-Trichloroethane	10	U
71-43-2	Benzene	10	U
10061-02-6	trans-1,3-Dichloropropene	10	U
75-25-2	Bromoform	10	U
108-10-1	4-Methyl-2-Pentanone	10	U
591-78-6	2-Hexanone	10	U
127-18-4	Tetrachloroethene	10	U
79-34-5	1,1,2,2-Tetrachloroethane	10	U
108-88-3	Toluene	10	U
108-90-7	Chlorobenzene	10	U
100-41-4	Ethylbenzene	10	U
100-42-5	Styrene	10	U
1330-20-7	Xylene (total)	10	U

FORM 1
VOLATILE ORGANICS ANALYSIS DATA SHEET
TENTATIVELY IDENTIFIED COMPOUNDS

ENGSC2 SAMPLE NO.

AL087

Lab Name: ITS ENVIRONMENTAL Contract: 93206

Lab Code: INCHVT Case No.: 93206 SAS No.: SDG No.: 64349

Matrix: (soil/water) WATER Lab Sample ID: 327857

Sample wt/vol: 5.000 (g/mL) ML Lab File ID: M327857V

Level: (low/med) LOW Date Received: 03/25/97

% Moisture: not dec. _____ Date Analyzed: 03/26/97

GC Column: DB-624 ID: 0.53 (mm) Dilution Factor: 1.0

Soil Extract Volume:_____(uL) Soil Aliquot Volume: _____(uL)

Number TICs found: 0

CONCENTRATION UNITS:
(ug/L or ug/Kg) ug/L

CAS NUMBER	COMPOUND NAME	RT	EST. CONC.	Q
1.				
2.				
3.				
4.				
5.				
6.				
7.				
8.				
9.				
10.				
11.				
12.				
13.				
14.				
15.				
16.				
17.				
18.				
19.				
20.				
21.				
22.				
23.				
24.				
25.				
26.				
27.				
28.				
29.				
30.				

FORM 1
VOLATILE ORGANICS ANALYSIS DATA SHEET

ENGSC2 SAMPLE NO.

AL088

Lab Name: ITS ENVIRONMENTAL Contract: 93206

Lab Code: INCHVT Case No.: 93206 SAS No.: SDG No.: 64349

Matrix: (soil/water) WATER Lab Sample ID: 327856

Sample wt/vol: 5.000 (g/mL) ML Lab File ID: M327856V

Level: (low/med) LOW Date Received: 03/25/97

% Moisture: not dec. _____ Date Analyzed: 03/26/97

GC Column: DB-624 ID: 0.53 (mm) Dilution Factor: 1.0

Soil Extract Volume:_____(uL) Soil Aliquot Volume: _____(uL)

CAS NO.	COMPOUND	CONCENTRATION UNITS: (ug/L or ug/Kg) UG/L	Q
74-87-3	Chloromethane	10	U
74-83-9	Bromomethane	10	U
75-01-4	Vinyl Chloride	10	U
75-00-3	Chloroethane	10	U
75-09-2	Methylene Chloride	10	U
67-64-1	Acetone	10	U
75-15-0	Carbon Disulfide	10	U
75-35-4	1,1-Dichloroethene	10	U
75-34-3	1,1-Dichloroethane	10	U
540-59-0	1,2-Dichloroethene (total)	10	U
67-66-3	Chloroform	10	U
107-06-2	1,2-Dichloroethane	10	U
78-93-3	2-Butanone	10	U
71-55-6	1,1,1-Trichloroethane	10	U
56-23-5	Carbon Tetrachloride	10	U
75-27-4	Bromodichloromethane	10	U
78-87-5	1,2-Dichloropropane	10	U
10061-01-5	cis-1,3-Dichloropropene	10	U
79-01-6	Trichloroethene	10	U
124-48-1	Dibromochloromethane	10	U
79-00-5	1,1,2-Trichloroethane	10	U
71-43-2	Benzene	10	U
10061-02-6	trans-1,3-Dichloropropene	10	U
75-25-2	Bromoform	10	U
108-10-1	4-Methyl-2-Pentanone	10	U
591-78-6	2-Hexanone	10	U
127-18-4	Tetrachloroethene	10	U
79-34-5	1,1,2,2-Tetrachloroethane	10	U
108-88-3	Toluene	10	U
108-90-7	Chlorobenzene	10	U
100-41-4	Ethylbenzene	10	U
100-42-5	Styrene	10	U
1330-20-7	Xylene (total)	10	U

FORM 1
VOLATILE ORGANICS ANALYSIS DATA SHEET
TENTATIVELY IDENTIFIED COMPOUNDS

ENGSC2 SAMPLE NO.

AL088

Lab Name: ITS ENVIRONMENTAL Contract: 93206

Lab Code: INCHVT Case No.: 93206 SAS No.: SDG No.: 64349

Matrix: (soil/water) WATER Lab Sample ID: 327856

Sample wt/vol: 5.000 (g/mL) ML Lab File ID: M327856V

Level: (low/med) LOW Date Received: 03/25/97

% Moisture: not dec. _____ Date Analyzed: 03/26/97

GC Column: DB-624 ID: 0.53 (mm) Dilution Factor: 1.0

Soil Extract Volume:_____(uL) Soil Aliquot Volume: _____(uL)

Number TICs found: 0

CONCENTRATION UNITS:
(ug/L or ug/Kg) ug/L

CAS NUMBER	COMPOUND NAME	RT	EST. CONC.	Q
1.				
2.				
3.				
4.				
5.				
6.				
7.				
8.				
9.				
10.				
11.				
12.				
13.				
14.				
15.				
16.				
17.				
18.				
19.				
20.				
21.				
22.				
23.				
24.				
25.				
26.				
27.				
28.				
29.				
30.				

FORM 1
VOLATILE ORGANICS ANALYSIS DATA SHEET

ENGSC2 SAMPLE NO.

AL091

Lab Name: ITS ENVIRONMENTAL Contract: 93206

Lab Code: INCHVT Case No.: 93206 SAS No.: SDG No.: 64349

Matrix: (soil/water) WATER Lab Sample ID: 328212

Sample wt/vol: 5.000 (g/mL) ML Lab File ID: L328212V

Level: (low/med) LOW Date Received: 03/22/97

% Moisture: not dec. _____ Date Analyzed: 03/31/97

GC Column: DB-624 ID: 0.53 (mm) Dilution Factor: 1.0

Soil Extract Volume:_____(uL) Soil Aliquot Volume: _____(uL)

CAS NO.	COMPOUND	CONCENTRATION UNITS: (ug/L or ug/Kg) UG/L	Q
74-87-3	Chloromethane	10	U
74-83-9	Bromomethane	10	U
75-01-4	Vinyl Chloride	10	U
75-00-3	Chloroethane	10	U
75-09-2	Methylene Chloride	10	U
67-64-1	Acetone	10	U
75-15-0	Carbon Disulfide	10	U
75-35-4	1,1-Dichloroethene	10	U
75-34-3	1,1-Dichloroethane	10	U
540-59-0	1,2-Dichloroethene (total)	65	
67-66-3	Chloroform	10	U
107-06-2	1,2-Dichloroethane	10	U
78-93-3	2-Butanone	10	U
71-55-6	1,1,1-Trichloroethane	10	U
56-23-5	Carbon Tetrachloride	10	U
75-27-4	Bromodichloromethane	10	U
78-87-5	1,2-Dichloropropane	10	U
10061-01-5	cis-1,3-Dichloropropene	10	U
79-01-6	Trichloroethene	22	
124-48-1	Dibromochloromethane	10	U
79-00-5	1,1,2-Trichloroethane	10	U
71-43-2	Benzene	10	U
10061-02-6	trans-1,3-Dichloropropene	10	U
75-25-2	Bromoform	10	U
108-10-1	4-Methyl-2-Pentanone	10	U
591-78-6	2-Hexanone	10	U
127-18-4	Tetrachloroethene	10	U
79-34-5	1,1,2,2-Tetrachloroethane	10	U
108-88-3	Toluene	10	U
108-90-7	Chlorobenzene	10	U
100-41-4	Ethylbenzene	10	U
100-42-5	Styrene	10	U
1330-20-7	Xylene (total)	10	U

FORM 1
VOLATILE ORGANICS ANALYSIS DATA SHEET
TENTATIVELY IDENTIFIED COMPOUNDS

ENGSC2 SAMPLE NO.

AL091

Lab Name: ITS ENVIRONMENTAL Contract: 93206

Lab Code: INCHVT Case No.: 93206 SAS No.: SDG No.: 64349

Matrix: (soil/water) WATER Lab Sample ID: 328212

Sample wt/vol: 5.000 (g/mL) ML Lab File ID: L328212V

Level: (low/med) LOW Date Received: 03/22/97

% Moisture: not dec. _____ Date Analyzed: 03/31/97

GC Column: DB-624 ID: 0.53 (mm) Dilution Factor: 1.0

Soil Extract Volume:_____(uL) Soil Aliquot Volume: _____(uL)

Number TICs found: 0

CONCENTRATION UNITS:
(ug/L or ug/Kg) ug/L

CAS NUMBER	COMPOUND NAME	RT	EST. CONC.	Q
1.				
2.				
3.				
4.				
5.				
6.				
7.				
8.				
9.				
10.				
11.				
12.				
13.				
14.				
15.				
16.				
17.				
18.				
19.				
20.				
21.				
22.				
23.				
24.				
25.				
26.				
27.				
28.				
29.				
30.				

FORM 1
VOLATILE ORGANICS ANALYSIS DATA SHEET

ENGSC2 SAMPLE NO.

AL092

Lab Name: ITS ENVIRONMENTAL Contract: 93206

Lab Code: INCHVT Case No.: 93206 SAS No.: SDG No.: 64349

Matrix: (soil/water) WATER Lab Sample ID: 327858

Sample wt/vol: 5.000 (g/mL) ML Lab File ID: M327858V

Level: (low/med) LOW Date Received: 03/25/97

% Moisture: not dec. _____ Date Analyzed: 03/26/97

GC Column: DB-624 ID: 0.53 (mm) Dilution Factor: 1.0

Soil Extract Volume:_____(uL) Soil Aliquot Volume: _____(uL)

CAS NO.	COMPOUND	CONCENTRATION UNITS: (ug/L or ug/Kg) UG/L	Q
74-87-3	Chloromethane	10	U
74-83-9	Bromomethane	10	U
75-01-4	Vinyl Chloride	10	U
75-00-3	Chloroethane	10	U
75-09-2	Methylene Chloride	10	U
67-64-1	Acetone	10	U
75-15-0	Carbon Disulfide	10	U
75-35-4	1,1-Dichloroethene	10	U
75-34-3	1,1-Dichloroethane	10	U
540-59-0	1,2-Dichloroethene (total)	9.6	J
67-66-3	Chloroform	10	U
107-06-2	1,2-Dichloroethane	10	U
78-93-3	2-Butanone	10	U
71-55-6	1,1,1-Trichloroethane	10	U
56-23-5	Carbon Tetrachloride	10	U
75-27-4	Bromodichloromethane	10	U
78-87-5	1,2-Dichloropropane	10	U
10061-01-5	cis-1,3-Dichloropropene	10	U
79-01-6	Trichloroethene	2.6	J
124-48-1	Dibromochloromethane	10	U
79-00-5	1,1,2-Trichloroethane	10	U
71-43-2	Benzene	10	U
10061-02-6	trans-1,3-Dichloropropene	10	U
75-25-2	Bromoform	10	U
108-10-1	4-Methyl-2-Pentanone	10	U
591-78-6	2-Hexanone	10	U
127-18-4	Tetrachloroethene	10	U
79-34-5	1,1,2,2-Tetrachloroethane	10	U
108-88-3	Toluene	10	U
108-90-7	Chlorobenzene	10	U
100-41-4	Ethylbenzene	10	U
100-42-5	Styrene	10	U
1330-20-7	Xylene (total)	10	U

FORM 1
VOLATILE ORGANICS ANALYSIS DATA SHEET
TENTATIVELY IDENTIFIED COMPOUNDS

ENGSC2 SAMPLE NO.

AL092

Lab Name: ITS ENVIRONMENTAL Contract: 93206

Lab Code: INCHVT Case No.: 93206 SAS No.: SDG No.: 64349

Matrix: (soil/water) WATER Lab Sample ID: 327858

Sample wt/vol: 5.000 (g/mL) ML Lab File ID: M327858V

Level: (low/med) LOW Date Received: 03/25/97

% Moisture: not dec. _____ Date Analyzed: 03/26/97

GC Column: DB-624 ID: 0.53 (mm) Dilution Factor: 1.0

Soil Extract Volume:_____(uL) Soil Aliquot Volume: _____(uL)

Number TICs found: 0

CONCENTRATION UNITS:
(ug/L or ug/Kg) ug/L

CAS NUMBER	COMPOUND NAME	RT	EST. CONC.	Q
1.				
2.				
3.				
4.				
5.				
6.				
7.				
8.				
9.				
10.				
11.				
12.				
13.				
14.				
15.				
16.				
17.				
18.				
19.				
20.				
21.				
22.				
23.				
24.				
25.				
26.				
27.				
28.				
29.				
30.				

FORM 1
VOLATILE ORGANICS ANALYSIS DATA SHEET

ENGSC2 SAMPLE NO.

AL093

Lab Name: ITS ENVIRONMENTAL Contract: 93206

Lab Code: INCHVT Case No.: 93206 SAS No.: SDG No.: 64349

Matrix: (soil/water) WATER Lab Sample ID: 327860

Sample wt/vol: 5.000 (g/mL) ML Lab File ID: M327860V

Level: (low/med) LOW Date Received: 03/25/97

% Moisture: not dec. _____ Date Analyzed: 03/26/97

GC Column: DB-624 ID: 0.53 (mm) Dilution Factor: 1.0

Soil Extract Volume:_____(uL) Soil Aliquot Volume: _____(uL)

CAS NO.	COMPOUND	CONCENTRATION UNITS: (ug/L or ug/Kg) UG/L	Q
74-87-3	Chloromethane	10	U
74-83-9	Bromomethane	10	U
75-01-4	Vinyl Chloride	10	U
75-00-3	Chloroethane	10	U
75-09-2	Methylene Chloride	10	U
67-64-1	Acetone	10	U
75-15-0	Carbon Disulfide	10	U
75-35-4	1,1-Dichloroethene	10	U
75-34-3	1,1-Dichloroethane	10	U
540-59-0	1,2-Dichloroethene (total)	120	
67-66-3	Chloroform	10	U
107-06-2	1,2-Dichloroethane	10	U
78-93-3	2-Butanone	10	U
71-55-6	1,1,1-Trichloroethane	1.4	J
56-23-5	Carbon Tetrachloride	10	U
75-27-4	Bromodichloromethane	10	U
78-87-5	1,2-Dichloropropane	10	U
10061-01-5	cis-1,3-Dichloropropene	10	U
79-01-6	Trichloroethene	4.1	J
124-48-1	Dibromochloromethane	10	U
79-00-5	1,1,2-Trichloroethane	10	U
71-43-2	Benzene	10	U
10061-02-6	trans-1,3-Dichloropropene	10	U
75-25-2	Bromoform	10	U
108-10-1	4-Methyl-2-Pentanone	10	U
591-78-6	2-Hexanone	10	U
127-18-4	Tetrachloroethene	10	U
79-34-5	1,1,2,2-Tetrachloroethane	10	U
108-88-3	Toluene	10	U
108-90-7	Chlorobenzene	10	U
100-41-4	Ethylbenzene	10	U
100-42-5	Styrene	10	U
1330-20-7	Xylene (total)	10	U

FORM 1
VOLATILE ORGANICS ANALYSIS DATA SHEET
TENTATIVELY IDENTIFIED COMPOUNDS

ENGSC2 SAMPLE NO.

AL093

Lab Name: ITS ENVIRONMENTAL Contract: 93206

Lab Code: INCHVT Case No.: 93206 SAS No.: SDG No.: 64349

Matrix: (soil/water) WATER Lab Sample ID: 327860

Sample wt/vol: 5.000 (g/mL) ML Lab File ID: M327860V

Level: (low/med) LOW Date Received: 03/25/97

% Moisture: not dec. _____ Date Analyzed: 03/26/97

GC Column: DB-624 ID: 0.53 (mm) Dilution Factor: 1.0

Soil Extract Volume:_____(uL) Soil Aliquot Volume: _____(uL)

Number TICs found: 0

CONCENTRATION UNITS:
(ug/L or ug/Kg) ug/L

CAS NUMBER	COMPOUND NAME	RT	EST. CONC.	Q
1.				
2.				
3.				
4.				
5.				
6.				
7.				
8.				
9.				
10.				
11.				
12.				
13.				
14.				
15.				
16.				
17.				
18.				
19.				
20.				
21.				
22.				
23.				
24.				
25.				
26.				
27.				
28.				
29.				
30.				

FORM 1
VOLATILE ORGANICS ANALYSIS DATA SHEET

ENGSC2 SAMPLE NO.

AL094

Lab Name: ITS ENVIRONMENTAL Contract: 93206

Lab Code: INCHVT Case No.: 93206 SAS No.: SDG No.: 64349

Matrix: (soil/water) WATER Lab Sample ID: 327862

Sample wt/vol: 5.000 (g/mL) ML Lab File ID: M327862V

Level: (low/med) LOW Date Received: 03/25/97

% Moisture: not dec. _____ Date Analyzed: 03/26/97

GC Column: DB-624 ID: 0.53 (mm) Dilution Factor: 1.0

Soil Extract Volume:_____(uL) Soil Aliquot Volume: _____(uL)

CAS NO.	COMPOUND	CONCENTRATION UNITS: (ug/L or ug/Kg) UG/L	Q
74-87-3	Chloromethane	10	U
74-83-9	Bromomethane	10	U
75-01-4	Vinyl Chloride	10	U
75-00-3	Chloroethane	10	U
75-09-2	Methylene Chloride	10	U
67-64-1	Acetone	10	U
75-15-0	Carbon Disulfide	10	U
75-35-4	1,1-Dichloroethene	10	U
75-34-3	1,1-Dichloroethane	10	U
540-59-0	1,2-Dichloroethene (total)	110	
67-66-3	Chloroform	10	U
107-06-2	1,2-Dichloroethane	10	U
78-93-3	2-Butanone	10	U
71-55-6	1,1,1-Trichloroethane	10	U
56-23-5	Carbon Tetrachloride	10	U
75-27-4	Bromodichloromethane	10	U
78-87-5	1,2-Dichloropropane	10	U
10061-01-5	cis-1,3-Dichloropropene	10	U
79-01-6	Trichloroethene	5.4	J
124-48-1	Dibromochloromethane	10	U
79-00-5	1,1,2-Trichloroethane	10	U
71-43-2	Benzene	10	U
10061-02-6	trans-1,3-Dichloropropene	10	U
75-25-2	Bromoform	10	U
108-10-1	4-Methyl-2-Pentanone	10	U
591-78-6	2-Hexanone	10	U
127-18-4	Tetrachloroethene	10	U
79-34-5	1,1,2,2-Tetrachloroethane	10	U
108-88-3	Toluene	10	U
108-90-7	Chlorobenzene	10	U
100-41-4	Ethylbenzene	10	U
100-42-5	Styrene	10	U
1330-20-7	Xylene (total)	10	U

FORM 1
VOLATILE ORGANICS ANALYSIS DATA SHEET
TENTATIVELY IDENTIFIED COMPOUNDS

ENGSC2 SAMPLE NO.

AL094

Lab Name: ITS ENVIRONMENTAL Contract: 93206

Lab Code: INCHVT Case No.: 93206 SAS No.: SDG No.: 64349

Matrix: (soil/water) WATER Lab Sample ID: 327862

Sample wt/vol: 5.000 (g/mL) ML Lab File ID: M327862V

Level: (low/med) LOW Date Received: 03/25/97

% Moisture: not dec. _____ Date Analyzed: 03/26/97

GC Column: DB-624 ID: 0.53 (mm) Dilution Factor: 1.0

Soil Extract Volume:_____(uL) Soil Aliquot Volume: _____(uL)

Number TICs found: 0

CONCENTRATION UNITS:
(ug/L or ug/Kg) ug/L

	CAS NUMBER	COMPOUND NAME	RT	EST. CONC.	Q
1.					
2.					
3.					
4.					
5.					
6.					
7.					
8.					
9.					
10.					
11.					
12.					
13.					
14.					
15.					
16.					
17.					
18.					
19.					
20.					
21.					
22.					
23.					
24.					
25.					
26.					
27.					
28.					
29.					
30.					

FORM 1
VOLATILE ORGANICS ANALYSIS DATA SHEET

ENGSC2 SAMPLE NO.

AL095

Lab Name: ITS ENVIRONMENTAL Contract: 93206

Lab Code: INCHVT Case No.: 93206 SAS No.: SDG No.: 64349

Matrix: (soil/water) WATER Lab Sample ID: 327864

Sample wt/vol: 5.000 (g/mL) ML Lab File ID: M327864V

Level: (low/med) LOW Date Received: 03/25/97

% Moisture: not dec. _____ Date Analyzed: 03/26/97

GC Column: DB-624 ID: 0.53 (mm) Dilution Factor: 1.0

Soil Extract Volume:_____(uL) Soil Aliquot Volume: _____(uL)

CAS NO.	COMPOUND	CONCENTRATION UNITS: (ug/L or ug/Kg) UG/L	Q
74-87-3	Chloromethane	10	U
74-83-9	Bromomethane	10	U
75-01-4	Vinyl Chloride	10	U
75-00-3	Chloroethane	10	U
75-09-2	Methylene Chloride	10	U
67-64-1	Acetone	10	U
75-15-0	Carbon Disulfide	10	U
75-35-4	1,1-Dichloroethene	10	U
75-34-3	1,1-Dichloroethane	10	U
540-59-0	1,2-Dichloroethene (total)	100	
67-66-3	Chloroform	10	U
107-06-2	1,2-Dichloroethane	10	U
78-93-3	2-Butanone	10	U
71-55-6	1,1,1-Trichloroethane	10	U
56-23-5	Carbon Tetrachloride	10	U
75-27-4	Bromodichloromethane	10	U
78-87-5	1,2-Dichloropropane	10	U
10061-01-5	cis-1,3-Dichloropropene	10	U
79-01-6	Trichloroethene	5.4	J
124-48-1	Dibromochloromethane	10	U
79-00-5	1,1,2-Trichloroethane	10	U
71-43-2	Benzene	10	U
10061-02-6	trans-1,3-Dichloropropene	10	U
75-25-2	Bromoform	10	U
108-10-1	4-Methyl-2-Pentanone	10	U
591-78-6	2-Hexanone	10	U
127-18-4	Tetrachloroethene	10	U
79-34-5	1,1,2,2-Tetrachloroethane	10	U
108-88-3	Toluene	10	U
108-90-7	Chlorobenzene	10	U
100-41-4	Ethylbenzene	10	U
100-42-5	Styrene	10	U
1330-20-7	Xylene (total)	10	U

FORM 1
VOLATILE ORGANICS ANALYSIS DATA SHEET
TENTATIVELY IDENTIFIED COMPOUNDS

ENGSC2 SAMPLE NO.

AL095

Lab Name: ITS ENVIRONMENTAL Contract: 93206

Lab Code: INCHVT Case No.: 93206 SAS No.: SDG No.: 64349

Matrix: (soil/water) WATER Lab Sample ID: 327864

Sample wt/vol: 5.000 (g/mL) ML Lab File ID: M327864V

Level: (low/med) LOW Date Received: 03/25/97

% Moisture: not dec. _____ Date Analyzed: 03/26/97

GC Column: DB-624 ID: 0.53 (mm) Dilution Factor: 1.0

Soil Extract Volume:_____(uL) Soil Aliquot Volume: _____(uL)

Number TICs found: 0

CONCENTRATION UNITS:
(ug/L or ug/Kg) ug/L

CAS NUMBER	COMPOUND NAME	RT	EST. CONC.	Q
1.				
2.				
3.				
4.				
5.				
6.				
7.				
8.				
9.				
10.				
11.				
12.				
13.				
14.				
15.				
16.				
17.				
18.				
19.				
20.				
21.				
22.				
23.				
24.				
25.				
26.				
27.				
28.				
29.				
30.				

FORM 1
VOLATILE ORGANICS ANALYSIS DATA SHEET

NJDEP SAMPLE NO.

AL096

Lab Name: ITS ENVIRONMENTAL Contract: 93206

Lab Code: INCHVT Case No.: 93206 SAS No.: SDG No.: 64349

Matrix: (soil/water) WATER Lab Sample ID: 327866

Sample wt/vol: 5.000 (g/mL) ML Lab File ID: M327866DV

Level: (low/med) LOW Date Received: 03/21/97

% Moisture: not dec. _____ Date Analyzed: 03/26/97

GC Column: DB-624 ID: 0.53 (mm) Dilution Factor: 8.3

Soil Extract Volume:_____(uL) Soil Aliquot Volume: _____(uL)

CAS NO.	COMPOUND	CONCENTRATION UNITS: (ug/L or ug/Kg) UG/L	Q
74-87-3	Chloromethane	83	U
74-83-9	Bromomethane	83	U
75-01-4	Vinyl Chloride	32	J
75-00-3	Chloroethane	83	U
75-09-2	Methylene Chloride	83	U
67-64-1	Acetone	83	U
75-15-0	Carbon Disulfide	83	U
75-35-4	1,1-Dichloroethene	83	U
75-34-3	1,1-Dichloroethane	83	U
540-59-0	1,2-Dichloroethene (total)	1500	
67-66-3	Chloroform	83	U
107-06-2	1,2-Dichloroethane	83	U
78-93-3	2-Butanone	83	U
71-55-6	1,1,1-Trichloroethane	83	U
56-23-5	Carbon Tetrachloride	83	U
75-27-4	Bromodichloromethane	83	U
78-87-5	1,2-Dichloropropane	83	U
10061-01-5	cis-1,3-Dichloropropene	83	U
79-01-6	Trichloroethene	1000	
124-48-1	Dibromochloromethane	83	U
79-00-5	1,1,2-Trichloroethane	83	U
71-43-2	Benzene	83	U
10061-02-6	trans-1,3-Dichloropropene	83	U
75-25-2	Bromoform	83	U
108-10-1	4-Methyl-2-Pentanone	83	U
591-78-6	2-Hexanone	83	U
127-18-4	Tetrachloroethene	83	U
79-34-5	1,1,2,2-Tetrachloroethane	83	U
108-88-3	Toluene	83	U
108-90-7	Chlorobenzene	83	U
100-41-4	Ethylbenzene	83	U
100-42-5	Styrene	83	U
1330-20-7	Xylene (total)	83	U

FORM 1
VOLATILE ORGANICS ANALYSIS DATA SHEET
TENTATIVELY IDENTIFIED COMPOUNDS

NJDEP SAMPLE NO.

AL096

Lab Name: ITS ENVIRONMENTAL Contract: 93206

Lab Code: INCHVT Case No.: 93206 SAS No.: SDG No.: 64349

Matrix: (soil/water) WATER Lab Sample ID: 327866

Sample wt/vol: 5.000 (g/mL) ML Lab File ID: M327866DV

Level: (low/med) LOW Date Received: 03/21/97

% Moisture: not dec. _____ Date Analyzed: 03/26/97

GC Column: DB-624 ID: 0.53 (mm) Dilution Factor: 8.3

Soil Extract Volume:_____(uL) Soil Aliquot Volume: _____(uL)

Number TICs found: 0

CONCENTRATION UNITS:
(ug/L or ug/Kg) ug/L

CAS NUMBER	COMPOUND NAME	RT	EST. CONC.	Q
1.				
2.				
3.				
4.				
5.				
6.				
7.				
8.				
9.				
10.				
11.				
12.				
13.				
14.				
15.				
16.				
17.				
18.				
19.				
20.				
21.				
22.				
23.				
24.				
25.				
26.				
27.				
28.				
29.				
30.				

FORM 1
VOLATILE ORGANICS ANALYSIS DATA SHEET

ENGSC2 SAMPLE NO.

AL097

Lab Name: ITS ENVIRONMENTAL Contract: 93206

Lab Code: INCHVT Case No.: 93206 SAS No.: SDG No.: 64349

Matrix: (soil/water) WATER Lab Sample ID: 327851

Sample wt/vol: 5.000 (g/mL) ML Lab File ID: M327851DV

Level: (low/med) LOW Date Received: 03/25/97

% Moisture: not dec. _____ Date Analyzed: 03/26/97

GC Column: DB-624 ID: 0.53 (mm) Dilution Factor: 8.3

Soil Extract Volume:_____(uL) Soil Aliquot Volume: _____(uL)

CAS NO.	COMPOUND	CONCENTRATION UNITS: (ug/L or ug/Kg) UG/L	Q
74-87-3	Chloromethane	83	U
74-83-9	Bromomethane	83	U
75-01-4	Vinyl Chloride	83	U
75-00-3	Chloroethane	83	U
75-09-2	Methylene Chloride	83	U
67-64-1	Acetone	83	U
75-15-0	Carbon Disulfide	83	U
75-35-4	1,1-Dichloroethene	83	U
75-34-3	1,1-Dichloroethane	83	U
540-59-0	1,2-Dichloroethene (total)	22	J
67-66-3	Chloroform	83	U
107-06-2	1,2-Dichloroethane	83	U
78-93-3	2-Butanone	83	U
71-55-6	1,1,1-Trichloroethane	83	U
56-23-5	Carbon Tetrachloride	83	U
75-27-4	Bromodichloromethane	83	U
78-87-5	1,2-Dichloropropane	83	U
10061-01-5	cis-1,3-Dichloropropene	83	U
79-01-6	Trichloroethene	840	
124-48-1	Dibromochloromethane	83	U
79-00-5	1,1,2-Trichloroethane	83	U
71-43-2	Benzene	83	U
10061-02-6	trans-1,3-Dichloropropene	83	U
75-25-2	Bromoform	83	U
108-10-1	4-Methyl-2-Pentanone	83	U
591-78-6	2-Hexanone	83	U
127-18-4	Tetrachloroethene	83	U
79-34-5	1,1,2,2-Tetrachloroethane	83	U
108-88-3	Toluene	83	U
108-90-7	Chlorobenzene	83	U
100-41-4	Ethylbenzene	83	U
100-42-5	Styrene	83	U
1330-20-7	Xylene (total)	83	U

FORM 1
VOLATILE ORGANICS ANALYSIS DATA SHEET
TENTATIVELY IDENTIFIED COMPOUNDS

ENGSC2 SAMPLE NO.

AL097

Lab Name: ITS ENVIRONMENTAL Contract: 93206

Lab Code: INCHVT Case No.: 93206 SAS No.: SDG No.: 64349

Matrix: (soil/water) WATER Lab Sample ID: 327851

Sample wt/vol: 5.000 (g/mL) ML Lab File ID: M327851DV

Level: (low/med) LOW Date Received: 03/25/97

% Moisture: not dec. _____ Date Analyzed: 03/26/97

GC Column: DB-624 ID: 0.53 (mm) Dilution Factor: 8.3

Soil Extract Volume:_____(uL) Soil Aliquot Volume: _____(uL)

Number TICs found: 0

CONCENTRATION UNITS:
(ug/L or ug/Kg) ug/L

CAS NUMBER	COMPOUND NAME	RT	EST. CONC.	Q
1.				
2.				
3.				
4.				
5.				
6.				
7.				
8.				
9.				
10.				
11.				
12.				
13.				
14.				
15.				
16.				
17.				
18.				
19.				
20.				
21.				
22.				
23.				
24.				
25.				
26.				
27.				
28.				
29.				
30.				

FORM 1
VOLATILE ORGANICS ANALYSIS DATA SHEET

ENGSC2 SAMPLE NO.

AL098

Lab Name: ITS ENVIRONMENTAL Contract: 93206

Lab Code: INCHVT Case No.: 93206 SAS No.: SDG No.: 64349

Matrix: (soil/water) WATER Lab Sample ID: 327853

Sample wt/vol: 5.000 (g/mL) ML Lab File ID: M327853DV

Level: (low/med) LOW Date Received: 03/25/97

% Moisture: not dec. _____ Date Analyzed: 03/26/97

GC Column: DB-624 ID: 0.53 (mm) Dilution Factor: 6.2

Soil Extract Volume:_____(uL) Soil Aliquot Volume: _____(uL)

CAS NO.	COMPOUND	CONCENTRATION UNITS: (ug/L or ug/Kg) UG/L	Q
74-87-3	Chloromethane	62	U
74-83-9	Bromomethane	62	U
75-01-4	Vinyl Chloride	180	
75-00-3	Chloroethane	62	U
75-09-2	Methylene Chloride	62	U
67-64-1	Acetone	62	U
75-15-0	Carbon Disulfide	62	U
75-35-4	1,1-Dichloroethene	62	U
75-34-3	1,1-Dichloroethane	62	U
540-59-0	1,2-Dichloroethene (total)	680	
67-66-3	Chloroform	62	U
107-06-2	1,2-Dichloroethane	62	U
78-93-3	2-Butanone	62	U
71-55-6	1,1,1-Trichloroethane	62	U
56-23-5	Carbon Tetrachloride	62	U
75-27-4	Bromodichloromethane	62	U
78-87-5	1,2-Dichloropropane	62	U
10061-01-5	cis-1,3-Dichloropropene	62	U
79-01-6	Trichloroethene	20	J
124-48-1	Dibromochloromethane	62	U
79-00-5	1,1,2-Trichloroethane	62	U
71-43-2	Benzene	62	U
10061-02-6	trans-1,3-Dichloropropene	62	U
75-25-2	Bromoform	62	U
108-10-1	4-Methyl-2-Pentanone	62	U
591-78-6	2-Hexanone	62	U
127-18-4	Tetrachloroethene	62	U
79-34-5	1,1,2,2-Tetrachloroethane	62	U
108-88-3	Toluene	62	U
108-90-7	Chlorobenzene	62	U
100-41-4	Ethylbenzene	62	U
100-42-5	Styrene	62	U
1330-20-7	Xylene (total)	62	U

FORM 1
VOLATILE ORGANICS ANALYSIS DATA SHEET
TENTATIVELY IDENTIFIED COMPOUNDS

ENGSC2 SAMPLE NO.

AL098

Lab Name: ITS ENVIRONMENTAL Contract: 93206

Lab Code: INCHVT Case No.: 93206 SAS No.: SDG No.: 64349

Matrix: (soil/water) WATER Lab Sample ID: 327853

Sample wt/vol: 5.000 (g/mL) ML Lab File ID: M327853DV

Level: (low/med) LOW Date Received: 03/25/97

% Moisture: not dec. _____ Date Analyzed: 03/26/97

GC Column: DB-624 ID: 0.53 (mm) Dilution Factor: 6.2

Soil Extract Volume:_____(uL) Soil Aliquot Volume: _____(uL)

Number TICs found: 0

CONCENTRATION UNITS:
(ug/L or ug/Kg) ug/L

CAS NUMBER	COMPOUND NAME	RT	EST. CONC.	Q
1.				
2.				
3.				
4.				
5.				
6.				
7.				
8.				
9.				
10.				
11.				
12.				
13.				
14.				
15.				
16.				
17.				
18.				
19.				
20.				
21.				
22.				
23.				
24.				
25.				
26.				
27.				
28.				
29.				
30.				

FORM 2
WATER VOLATILE SYSTEM MONITORING COMPOUND RECOVERY

Lab Name: ITS ENVIRONMENTAL Contract: 93206

Lab Code: INCHVT Case No.: 93206 SAS No.: SDG No.: 64349

	CLIENT SAMPLE NO.	SMC1 (TOL) #	SMC2 (BFB) #	SMC3 (DCE) #	OTHER	TOT OUT
01	VBLKS8	94	88	88		0
02	AL098	92	86	86		0
03	AL097	94	88	88		0
04	AL096	102	92	90		0
05	AL088	98	88	88		0
06	AL087	100	90	88		0
07	AL092	98	88	88		0
08	AL093	100	90	90		0
09	AL095	96	88	88		0
10	AL094	98	88	90		0
11	AL094MS	96	90	90		0
12	AL094MSD	100	86	90		0
13	MBS	96	88	88		0
14	VBLKT8	100	108	76		0
15	AL091	98	108	84		0
16						
17						
18						
19						
20						
21						
22						
23						
24						
25						
26						
27						
28						
29						
30						

		QC LIMITS
SMC1 (TOL)	= Toluene-d8	(88-110)
SMC2 (BFB)	= Bromofluorobenzene	(86-115)
SMC3 (DCE)	= 1,2-Dichloroethane-d4	(76-114)

Column to be used to flag recovery values

* Values outside of contract required QC limits

D System Monitoring Compound diluted out

FORM 3
WATER VOLATILE MATRIX SPIKE/MATRIX SPIKE DUPLICATE RECOVERY

Lab Name: ITS ENVIRONMENTAL Contract: 93206

Lab Code: INCHVT Case No.: 93206 SAS No.: SDG No.: 64349

Matrix Spike - ENGSC2 Sample No.: AL094

COMPOUND	SPIKE ADDED (ug/L)	SAMPLE CONCENTRATION (ug/L)	MS CONCENTRATION (ug/L)	MS % REC #	QC. LIMITS REC.
1,1-Dichloroethene	50	0.0	49	98	61-145
Trichloroethene	50	5.4	55	99	71-120
Benzene	50	0.0	51	102	76-127
Toluene	50	0.0	54	108	76-125
Chlorobenzene	50	0.0	52	104	75-130

COMPOUND	SPIKE ADDED (ug/L)	MSD CONCENTRATION (ug/L)	MSD % REC #	% RPD #	QC LIMITS RPD	QC LIMITS REC.
1,1-Dichloroethene	50	47	94	4	14	61-145
Trichloroethene	50	54	97	2	14	71-120
Benzene	50	52	104	2	11	76-127
Toluene	50	56	112	4	13	76-125
Chlorobenzene	50	52	104	0	13	75-130

Column to be used to flag recovery and RPD values with an asterisk

* Values outside of QC limits

RPD: 0 out of 5 outside limits
Spike Recovery: 0 out of 10 outside limits

COMMENTS: _____

FORM 3
WATER VOLATILE BLANK SPIKE RECOVERY

Lab Name: ITS ENVIRONMENTAL Contract: 93206

Lab Code: INCHVT Case No.: 93206 SAS No.: SDG No.: 64349

Matrix Spike - ENGSC2 Sample No.: MBS

COMPOUND	SPIKE ADDED (ug/L)	BLANK CONCENTRATION (ug/L)	BS CONCENTRATION (ug/L)	BS % REC #	QC. LIMITS REC.
1,1-Dichloroethene	50		50	100	61-145
Trichloroethene	50		51	102	71-120
Benzene	50		53	106	76-127
Toluene	50		55	110	76-125
Chlorobenzene	50		52	104	75-130

Column to be used to flag recovery and RPD values with an asterisk

* Values outside of QC limits

RPD: 0 out of 0 outside limits
Spike Recovery: 0 out of 5 outside limits

COMMENTS: _____

FORM 4
VOLATILE METHOD BLANK SUMMARY

CLIENT SAMPLE NO.

VBLKT8

Lab Name: ITS ENVIRONMENTAL Contract: 93206

Lab Code: INCHVT Case No.: 93206 SAS No.: SDG No.: 64349

Lab File ID: LJJB001V Lab Sample ID: VBLKT8

Date Analyzed: 03/31/97 Time Analyzed: 1339

GC Column: DB-624 ID: 0.53 (mm) Heated Purge: (Y/N) N

Instrument ID: L

THIS METHOD BLANK APPLIES TO THE FOLLOWING SAMPLES, MS and MSD:

	SAMPLE NO.	LAB SAMPLE ID	LAB FILE ID	TIME ANALYZED
01	AL091	328212	L328212V	1733
02				
03				
04				
05				
06				
07				
08				
09				
10				
11				
12				
13				
14				
15				
16				
17				
18				
19				
20				
21				
22				
23				
24				
25				
26				
27				
28				
29				
30				

COMMENTS:

FORM IV VOA

FORM 4
VOLATILE METHOD BLANK SUMMARY

CLIENT SAMPLE NO.

VBLKS8

Lab Name: ITS ENVIRONMENTAL Contract: 93206

Lab Code: INCHVT Case No.: 93206 SAS No.: SDG No.: 64349

Lab File ID: MMFB001GV Lab Sample ID: VBLKS8

Date Analyzed: 03/26/97 Time Analyzed: 0951

GC Column: DB-624 ID: 0.53 (mm) Heated Purge: (Y/N) N

Instrument ID: M

THIS METHOD BLANK APPLIES TO THE FOLLOWING SAMPLES, MS and MSD:

	SAMPLE NO.	LAB SAMPLE ID	LAB FILE ID	TIME ANALYZED
01	AL098	327853	M327853DV	1239
02	AL097	327851	M327851DV	1305
03	AL096	327866	M327866DV	1332
04	AL088	327856	M327856V	1544
05	AL087	327857	M327857V	1608
06	AL092	327858	M327858V	1633
07	AL093	327860	M327860V	1658
08	AL095	327864	M327864V	1722
09	AL094	327862	M327862V	1747
10	AL094MS	327862MS	M327862MSV	1811
11	AL094MSD	327862MD	M327862MDV	1836
12	MBS	327869	M327869V	1900
13				
14				
15				
16				
17				
18				
19				
20				
21				
22				
23				
24				
25				
26				
27				
28				
29				
30				

COMMENTS:

FORM IV VOA

FORM 1
VOLATILE ORGANICS ANALYSIS DATA SHEET

CLIENT SAMPLE NO.

VBLKT8

Lab Name: ITS ENVIRONMENTAL Contract: 93206

Lab Code: INCHVT Case No.: 93206 SAS No.: SDG No.: 64349

Matrix: (soil/water) WATER Lab Sample ID: VBLKT8

Sample wt/vol: 5.000 (g/mL) ML Lab File ID: LJJB001V

Level: (low/med) LOW Date Received: _____

% Moisture: not dec. _____ Date Analyzed: 03/31/97

GC Column: DB-624 ID: 0.53 (mm) Dilution Factor: 1.0

Soil Extract Volume:_____(uL) Soil Aliquot Volume: _____(uL)

CAS NO.	COMPOUND	CONCENTRATION UNITS: (ug/L or ug/Kg) UG/L	Q
74-87-3	Chloromethane	10	U
74-83-9	Bromomethane	10	U
75-01-4	Vinyl Chloride	10	U
75-00-3	Chloroethane	10	U
75-09-2	Methylene Chloride	10	U
67-64-1	Acetone	10	U
75-15-0	Carbon Disulfide	10	U
75-35-4	1,1-Dichloroethene	10	U
75-34-3	1,1-Dichloroethane	10	U
540-59-0	1,2-Dichloroethene (total)	10	U
67-66-3	Chloroform	10	U
107-06-2	1,2-Dichloroethane	10	U
78-93-3	2-Butanone	10	U
71-55-6	1,1,1-Trichloroethane	10	U
56-23-5	Carbon Tetrachloride	10	U
75-27-4	Bromodichloromethane	10	U
78-87-5	1,2-Dichloropropane	10	U
10061-01-5	cis-1,3-Dichloropropene	10	U
79-01-6	Trichloroethene	10	U
124-48-1	Dibromochloromethane	10	U
79-00-5	1,1,2-Trichloroethane	10	U
71-43-2	Benzene	10	U
10061-02-6	trans-1,3-Dichloropropene	10	U
75-25-2	Bromoform	10	U
108-10-1	4-Methyl-2-Pentanone	10	U
591-78-6	2-Hexanone	10	U
127-18-4	Tetrachloroethene	10	U
79-34-5	1,1,2,2-Tetrachloroethane	10	U
108-88-3	Toluene	10	U
108-90-7	Chlorobenzene	10	U
100-41-4	Ethylbenzene	10	U
100-42-5	Styrene	10	U
1330-20-7	Xylene (total)	10	U

FORM 1
VOLATILE ORGANICS ANALYSIS DATA SHEET
TENTATIVELY IDENTIFIED COMPOUNDS

CLIENT SAMPLE NO.

VBLKT8

Lab Name: ITS ENVIRONMENTAL Contract: 93206

Lab Code: INCHVT Case No.: 93206 SAS No.: SDG No.: 64349

Matrix: (soil/water) WATER Lab Sample ID: VBLKT8

Sample wt/vol: 5.000 (g/mL) ML Lab File ID: LJJB001V

Level: (low/med) LOW Date Received: _____

% Moisture: not dec. _____ Date Analyzed: 03/31/97

GC Column: DB-624 ID: 0.53 (mm) Dilution Factor: 1.0

Soil Extract Volume:_____(uL) Soil Aliquot Volume: _____(uL)

Number TICs found: 0

CONCENTRATION UNITS:
(ug/L or ug/Kg) ug/L

CAS NUMBER	COMPOUND NAME	RT	EST. CONC.	Q
1.				
2.				
3.				
4.				
5.				
6.				
7.				
8.				
9.				
10.				
11.				
12.				
13.				
14.				
15.				
16.				
17.				
18.				
19.				
20.				
21.				
22.				
23.				
24.				
25.				
26.				
27.				
28.				
29.				
30.				

FORM 1
VOLATILE ORGANICS ANALYSIS DATA SHEET

CLIENT SAMPLE NO.

VBLKS8

Lab Name: ITS ENVIRONMENTAL Contract: 93206

Lab Code: INCHVT Case No.: 93206 SAS No.: SDG No.: 64349

Matrix: (soil/water) WATER Lab Sample ID: VBLKS8

Sample wt/vol: 5.000 (g/mL) ML Lab File ID: MMFB001GV

Level: (low/med) LOW Date Received: _____

% Moisture: not dec. _____ Date Analyzed: 03/26/97

GC Column: DB-624 ID: 0.53 (mm) Dilution Factor: 1.0

Soil Extract Volume:_____(uL) Soil Aliquot Volume: _____(uL)

CAS NO.	COMPOUND	CONCENTRATION UNITS: (ug/L or ug/Kg) UG/L	Q
74-87-3	Chloromethane	10	U
74-83-9	Bromomethane	10	U
75-01-4	Vinyl Chloride	10	U
75-00-3	Chloroethane	10	U
75-09-2	Methylene Chloride	10	U
67-64-1	Acetone	10	U
75-15-0	Carbon Disulfide	10	U
75-35-4	1,1-Dichloroethene	10	U
75-34-3	1,1-Dichloroethane	10	U
540-59-0	1,2-Dichloroethene (total)	10	U
67-66-3	Chloroform	10	U
107-06-2	1,2-Dichloroethane	10	U
78-93-3	2-Butanone	10	U
71-55-6	1,1,1-Trichloroethane	10	U
56-23-5	Carbon Tetrachloride	10	U
75-27-4	Bromodichloromethane	10	U
78-87-5	1,2-Dichloropropane	10	U
10061-01-5	cis-1,3-Dichloropropene	10	U
79-01-6	Trichloroethene	10	U
124-48-1	Dibromochloromethane	10	U
79-00-5	1,1,2-Trichloroethane	10	U
71-43-2	Benzene	10	U
10061-02-6	trans-1,3-Dichloropropene	10	U
75-25-2	Bromoform	10	U
108-10-1	4-Methyl-2-Pentanone	10	U
591-78-6	2-Hexanone	10	U
127-18-4	Tetrachloroethene	10	U
79-34-5	1,1,2,2-Tetrachloroethane	10	U
108-88-3	Toluene	10	U
108-90-7	Chlorobenzene	10	U
100-41-4	Ethylbenzene	10	U
100-42-5	Styrene	10	U
1330-20-7	Xylene (total)	10	U

FORM 1
VOLATILE ORGANICS ANALYSIS DATA SHEET
TENTATIVELY IDENTIFIED COMPOUNDS

CLIENT SAMPLE NO.

VBLKS8

Lab Name: ITS ENVIRONMENTAL Contract: 93206

Lab Code: INCHVT Case No.: 93206 SAS No.: SDG No.: 64349

Matrix: (soil/water) WATER Lab Sample ID: VBLKS8

Sample wt/vol: 5.000 (g/mL) ML Lab File ID: MMFB001GV

Level: (low/med) LOW Date Received: _____

% Moisture: not dec. _____ Date Analyzed: 03/26/97

GC Column: DB-624 ID: 0.53 (mm) Dilution Factor: 1.0

Soil Extract Volume:_____(uL) Soil Aliquot Volume: _____(uL)

Number TICs found: 0

CONCENTRATION UNITS:
(ug/L or ug/Kg) ug/L

CAS NUMBER	COMPOUND NAME	RT	EST. CONC.	Q
1.				
2.				
3.				
4.				
5.				
6.				
7.				
8.				
9.				
10.				
11.				
12.				
13.				
14.				
15.				
16.				
17.				
18.				
19.				
20.				
21.				
22.				
23.				
24.				
25.				
26.				
27.				
28.				
29.				
30.				

FORM 1
VOLATILE ORGANICS ANALYSIS DATA SHEET

ENGSC2 SAMPLE NO.

AL094MS

Lab Name: ITS ENVIRONMENTAL Contract: 93206

Lab Code: INCHVT Case No.: 93206 SAS No.: SDG No.: 64349

Matrix: (soil/water) WATER Lab Sample ID: 327862MS

Sample wt/vol: 5.000 (g/mL) ML Lab File ID: M327862MSV

Level: (low/med) LOW Date Received: 03/25/97

% Moisture: not dec. _____ Date Analyzed: 03/26/97

GC Column: DB-624 ID: 0.53 (mm) Dilution Factor: 1.0

Soil Extract Volume:_____(uL) Soil Aliquot Volume: _____(uL)

CAS NO.	COMPOUND	CONCENTRATION UNITS: (ug/L or ug/Kg) UG/L	Q
74-87-3	Chloromethane	10	U
74-83-9	Bromomethane	10	U
75-01-4	Vinyl Chloride	10	U
75-00-3	Chloroethane	10	U
75-09-2	Methylene Chloride	10	U
67-64-1	Acetone	10	U
75-15-0	Carbon Disulfide	10	U
75-35-4	1,1-Dichloroethene	49	
75-34-3	1,1-Dichloroethane	10	U
540-59-0	1,2-Dichloroethene (total)	110	
67-66-3	Chloroform	10	U
107-06-2	1,2-Dichloroethane	10	U
78-93-3	2-Butanone	10	U
71-55-6	1,1,1-Trichloroethane	10	U
56-23-5	Carbon Tetrachloride	10	U
75-27-4	Bromodichloromethane	10	U
78-87-5	1,2-Dichloropropane	10	U
10061-01-5	cis-1,3-Dichloropropene	10	U
79-01-6	Trichloroethene	55	
124-48-1	Dibromochloromethane	10	U
79-00-5	1,1,2-Trichloroethane	10	U
71-43-2	Benzene	51	
10061-02-6	trans-1,3-Dichloropropene	10	U
75-25-2	Bromoform	10	U
108-10-1	4-Methyl-2-Pentanone	10	U
591-78-6	2-Hexanone	10	U
127-18-4	Tetrachloroethene	10	U
79-34-5	1,1,2,2-Tetrachloroethane	10	U
108-88-3	Toluene	54	
108-90-7	Chlorobenzene	52	
100-41-4	Ethylbenzene	10	U
100-42-5	Styrene	10	U
1330-20-7	Xylene (total)	10	U

FORM 1
VOLATILE ORGANICS ANALYSIS DATA SHEET

ENGSC2 SAMPLE NO.

AL094MSD

Lab Name: ITS ENVIRONMENTAL Contract: 93206

Lab Code: INCHVT Case No.: 93206 SAS No.: SDG No.: 64349

Matrix: (soil/water) WATER Lab Sample ID: 327862MD

Sample wt/vol: 5.000 (g/mL) ML Lab File ID: M327862MDV

Level: (low/med) LOW Date Received: 03/25/97

% Moisture: not dec. _____ Date Analyzed: 03/26/97

GC Column: DB-624 ID: 0.53 (mm) Dilution Factor: 1.0

Soil Extract Volume:_____(uL) Soil Aliquot Volume: _____(uL)

CAS NO.	COMPOUND	CONCENTRATION UNITS: (ug/L or ug/Kg) UG/L	Q
74-87-3	Chloromethane	10	U
74-83-9	Bromomethane	10	U
75-01-4	Vinyl Chloride	10	U
75-00-3	Chloroethane	10	U
75-09-2	Methylene Chloride	10	U
67-64-1	Acetone	10	U
75-15-0	Carbon Disulfide	10	U
75-35-4	1,1-Dichloroethene	47	
75-34-3	1,1-Dichloroethane	10	U
540-59-0	1,2-Dichloroethene (total)	100	
67-66-3	Chloroform	10	U
107-06-2	1,2-Dichloroethane	10	U
78-93-3	2-Butanone	10	U
71-55-6	1,1,1-Trichloroethane	10	U
56-23-5	Carbon Tetrachloride	10	U
75-27-4	Bromodichloromethane	10	U
78-87-5	1,2-Dichloropropane	10	U
10061-01-5	cis-1,3-Dichloropropene	10	U
79-01-6	Trichloroethene	54	
124-48-1	Dibromochloromethane	10	U
79-00-5	1,1,2-Trichloroethane	10	U
71-43-2	Benzene	52	
10061-02-6	trans-1,3-Dichloropropene	10	U
75-25-2	Bromoform	10	U
108-10-1	4-Methyl-2-Pentanone	10	U
591-78-6	2-Hexanone	10	U
127-18-4	Tetrachloroethene	10	U
79-34-5	1,1,2,2-Tetrachloroethane	10	U
108-88-3	Toluene	56	
108-90-7	Chlorobenzene	52	
100-41-4	Ethylbenzene	10	U
100-42-5	Styrene	10	U
1330-20-7	Xylene (total)	10	U

FORM 1
VOLATILE ORGANICS ANALYSIS DATA SHEET

ENGSC2 SAMPLE NO.

MBS

Lab Name: ITS ENVIRONMENTAL Contract: 93206

Lab Code: INCHVT Case No.: 93206 SAS No.: SDG No.: 64349

Matrix: (soil/water) WATER Lab Sample ID: 327869

Sample wt/vol: 5.000 (g/mL) ML Lab File ID: M327869V

Level: (low/med) LOW Date Received: 03/25/97

% Moisture: not dec. _____ Date Analyzed: 03/26/97

GC Column: DB-624 ID: 0.53 (mm) Dilution Factor: 1.0

Soil Extract Volume:_____(uL) Soil Aliquot Volume: _____(uL)

CAS NO.	COMPOUND	CONCENTRATION UNITS: (ug/L or ug/Kg) UG/L	Q
74-87-3	Chloromethane	10	U
74-83-9	Bromomethane	10	U
75-01-4	Vinyl Chloride	10	U
75-00-3	Chloroethane	10	U
75-09-2	Methylene Chloride	10	U
67-64-1	Acetone	10	U
75-15-0	Carbon Disulfide	10	U
75-35-4	1,1-Dichloroethene	50	
75-34-3	1,1-Dichloroethane	10	U
540-59-0	1,2-Dichloroethene (total)	10	U
67-66-3	Chloroform	10	U
107-06-2	1,2-Dichloroethane	10	U
78-93-3	2-Butanone	10	U
71-55-6	1,1,1-Trichloroethane	10	U
56-23-5	Carbon Tetrachloride	10	U
75-27-4	Bromodichloromethane	10	U
78-87-5	1,2-Dichloropropane	10	U
10061-01-5	cis-1,3-Dichloropropene	10	U
79-01-6	Trichloroethene	51	
124-48-1	Dibromochloromethane	10	U
79-00-5	1,1,2-Trichloroethane	10	U
71-43-2	Benzene	53	
10061-02-6	trans-1,3-Dichloropropene	10	U
75-25-2	Bromoform	10	U
108-10-1	4-Methyl-2-Pentanone	10	U
591-78-6	2-Hexanone	10	U
127-18-4	Tetrachloroethene	10	U
79-34-5	1,1,2,2-Tetrachloroethane	10	U
108-88-3	Toluene	55	
108-90-7	Chlorobenzene	52	
100-41-4	Ethylbenzene	10	U
100-42-5	Styrene	10	U
1330-20-7	Xylene (total)	10	U

FORM 1
VOLATILE ORGANICS ANALYSIS DATA SHEET
TENTATIVELY IDENTIFIED COMPOUNDS

ENGSC2 SAMPLE NO.

MBS

Lab Name: ITS ENVIRONMENTAL Contract: 93206

Lab Code: INCHVT Case No.: 93206 SAS No.: SDG No.: 64349

Matrix: (soil/water) WATER Lab Sample ID: 327869

Sample wt/vol: 5.000 (g/mL) ML Lab File ID: M327869V

Level: (low/med) LOW Date Received: 03/25/97

% Moisture: not dec. _____ Date Analyzed: 03/26/97

GC Column: DB-624 ID: 0.53 (mm) Dilution Factor: 1.0

Soil Extract Volume:_____(uL) Soil Aliquot Volume: _____(uL)

Number TICs found: 0

CONCENTRATION UNITS:
(ug/L or ug/Kg) ug/L

CAS NUMBER	COMPOUND NAME	RT	EST. CONC.	Q
1.				
2.				
3.				
4.				
5.				
6.				
7.				
8.				
9.				
10.				
11.				
12.				
13.				
14.				
15.				
16.				
17.				
18.				
19.				
20.				
21.				
22.				
23.				
24.				
25.				
26.				
27.				
28.				
29.				
30.				

FORM 5
VOLATILE ORGANIC INSTRUMENT PERFORMANCE CHECK
BROMOFLUOROBENZENE (BFB)

Lab Name: ITS ENVIRONMENTAL Contract: 93206

Lab Code: INCHVT Case No.: 93206 SAS No.: SDG No.: 64349

Lab File ID: LJJ002PV BFB Injection Date: 03/31/97

Instrument ID: L BFB Injection Time: 1011

GC Column: DB-624 ID: 0.53 (mm) Heated Purge: (Y/N) N

m/e	ION ABUNDANCE CRITERIA	% RELATIVE ABUNDANCE
50	15.0 - 40.0% of mass 95	16.9
75	30.0 - 60.0% of mass 95	43.8
95	Base Peak, 100% relative abundance	100.0
96	5.0 - 9.0% of mass 95	7.2
173	Less than 2.0% of mass 174	0.0 (0.0)1
174	50.0 - 120.0% of mass 95	65.6
175	5.0 - 9.0% of mass 174	4.7 (7.1)1
176	95.0 - 101.0% of mass 174	64.5 (98.3)1
177	5.0 - 9.0% of mass 176	4.5 (7.0)2

1-Value is % mass 174 2-Value is % mass 176

THIS CHECK APPLIES TO THE FOLLOWING SAMPLES, MS, MSD, BLANKS, AND STANDARDS:

	EPA SAMPLE NO.	LAB SAMPLE ID	LAB FILE ID	DATE ANALYZED	TIME ANALYZED
01	VSTD010	VSTD010	LJJ010HV	03/31/97	1029
02	VSTD020	VSTD020	LJJ020HV	03/31/97	1050
03	VSTD050	VSTD050	LJJ050HV	03/31/97	1115
04	VSTD100	VSTD100	LJJ100HV	03/31/97	1141
05	VSTD200	VSTD200	LJJ200HV	03/31/97	1207
06	VBLKT8	VBLKT8	LJJB001V	03/31/97	1339
07	AL091	328212	L328212V	03/31/97	1733
08					
09					
10					
11					
12					
13					
14					
15					
16					
17					
18					
19					
20					
21					
22					

FORM 5
VOLATILE ORGANIC INSTRUMENT PERFORMANCE CHECK
BROMOFLUOROBENZENE (BFB)

Lab Name: ITS ENVIRONMENTAL Contract: 93206

Lab Code: INCHVT Case No.: 93206 SAS No.: SDG No.: 64349

Lab File ID: MMF001PV BFB Injection Date: 02/28/97

Instrument ID: M BFB Injection Time: 1216

GC Column: DB-624 ID: 0.53 (mm) Heated Purge: (Y/N) N

m/e	ION ABUNDANCE CRITERIA	% RELATIVE ABUNDANCE
50	15.0 - 40.0% of mass 95	21.7
75	30.0 - 60.0% of mass 95	47.4
95	Base Peak, 100% relative abundance	100.0
96	5.0 - 9.0% of mass 95	7.4
173	Less than 2.0% of mass 174	0.0 (0.0)1
174	50.0 - 120.0% of mass 95	56.9
175	5.0 - 9.0% of mass 174	3.8 (6.7)1
176	95.0 - 101.0% of mass 174	56.0 (98.5)1
177	5.0 - 9.0% of mass 176	3.7 (6.7)2

1-Value is % mass 174 2-Value is % mass 176

THIS CHECK APPLIES TO THE FOLLOWING SAMPLES, MS, MSD, BLANKS, AND STANDARDS:

	EPA SAMPLE NO.	LAB SAMPLE ID	LAB FILE ID	DATE ANALYZED	TIME ANALYZED
01	VSTD200	VSTD200	MMF200HV	02/28/97	1226
02	VSTD100	VSTD100	MMF100HV	02/28/97	1257
03	VSTD050	VSTD050	MMF050HV	02/28/97	1323
04	VSTD020	VSTD020	MMF020HV	02/28/97	1347
05	VSTD010	VSTD010	MMF010HV	02/28/97	1413
06					
07					
08					
09					
10					
11					
12					
13					
14					
15					
16					
17					
18					
19					
20					
21					
22					

FORM 5
VOLATILE ORGANIC INSTRUMENT PERFORMANCE CHECK
BROMOFLUOROBENZENE (BFB)

Lab Name: ITS ENVIRONMENTAL Contract: 93206

Lab Code: INCHVT Case No.: 93206 SAS No.: SDG No.: 64349

Lab File ID: MMF008PV BFB Injection Date: 03/26/97

Instrument ID: M BFB Injection Time: 0838

GC Column: DB-624 ID: 0.53 (mm) Heated Purge: (Y/N) N

m/e	ION ABUNDANCE CRITERIA	% RELATIVE ABUNDANCE
50	15.0 - 40.0% of mass 95	23.8
75	30.0 - 60.0% of mass 95	52.8
95	Base Peak, 100% relative abundance	100.0
96	5.0 - 9.0% of mass 95	7.7
173	Less than 2.0% of mass 174	0.0 (0.0)1
174	50.0 - 120.0% of mass 95	60.1
175	5.0 - 9.0% of mass 174	4.4 (7.4)1
176	95.0 - 101.0% of mass 174	59.8 (99.5)1
177	5.0 - 9.0% of mass 176	4.3 (7.2)2

1-Value is % mass 174 2-Value is % mass 176

THIS CHECK APPLIES TO THE FOLLOWING SAMPLES, MS, MSD, BLANKS, AND STANDARDS:

	EPA SAMPLE NO.	LAB SAMPLE ID	LAB FILE ID	DATE ANALYZED	TIME ANALYZED
01	VSTD050	VSTD050	MMF050GHV	03/26/97	0849
02	VBLKS8	VBLKS8	MMFB001GV	03/26/97	0951
03	AL098	327853	M327853DV	03/26/97	1239
04	AL097	327851	M327851DV	03/26/97	1305
05	AL096	327866	M327866DV	03/26/97	1332
06	AL088	327856	M327856V	03/26/97	1544
07	AL087	327857	M327857V	03/26/97	1608
08	AL092	327858	M327858V	03/26/97	1633
09	AL093	327860	M327860V	03/26/97	1658
10	AL095	327864	M327864V	03/26/97	1722
11	AL094	327862	M327862V	03/26/97	1747
12	AL094MS	327862MS	M327862MSV	03/26/97	1811
13	AL094MSD	327862MD	M327862MDV	03/26/97	1836
14	MBS	327869	M327869V	03/26/97	1900
15					
16					
17					
18					
19					
20					
21					
22					

FORM V VOA

8A
VOLATILE INTERNAL STANDARD AREA AND RT SUMMARY

Lab Name: ITS ENVIRONMENTAL Contract: 93206

Lab Code: INCHVT Case No.: 93206 SAS No.: SDG No.: 64349

Lab File ID (Standard): MMF050GHV Date Analyzed: 03/26/97

Instrument ID: M Time Analyzed: 0849

GC Column: DB-624 ID: 0.53 (mm) Heated Purge: (Y/N) N

		IS1(BCM) AREA #	RT #	IS2(DFB) AREA #	RT #	IS3(CBZ) AREA #	RT #
	12 HOUR STD	349684	7.76	1706221	8.84	1552413	11.75
	UPPER LIMIT	699368	8.26	3412442	9.34	3104826	12.25
	LOWER LIMIT	174842	7.26	853110	8.34	776206	11.25
	EPA SAMPLE NO.						
01	VBLKS8	347313	7.77	1715484	8.86	1491795	11.76
02	AL098	315739	7.76	1461222	8.84	1234684	11.74
03	AL097	314607	7.76	1461504	8.84	1233833	11.74
04	AL096	314004	7.77	1466795	8.84	1223031	11.76
05	AL088	327814	7.76	1596134	8.84	1374168	11.74
06	AL087	322832	7.76	1587708	8.84	1347018	11.76
07	AL092	330840	7.76	1604375	8.84	1389690	11.76
08	AL093	323844	7.76	1575819	8.84	1359366	11.74
09	AL095	325561	7.77	1585750	8.84	1373446	11.76
10	AL094	323180	7.76	1578201	8.84	1356053	11.76
11	AL094MS	322905	7.76	1599379	8.84	1385865	11.76
12	AL094MSD	272189	7.77	1283082	8.84	1051328	11.76
13	MBS	319880	7.79	1587353	8.87	1383944	11.78
14							
15							
16							
17							
18							
19							
20							
21							
22							

IS1 (BCM) = Bromochloromethane
IS2 (DFB) = 1,4-Difluorobenzene
IS3 (CBZ) = Chlorobenzene-d5

AREA UPPER LIMIT = +100% of internal standard area
AREA LOWER LIMIT = - 50% of internal standard area
RT UPPER LIMIT = + 0.50 minutes of internal standard RT
RT LOWER LIMIT = - 0.50 minutes of internal standard RT

Column used to flag values outside QC limits with an asterisk.
* Values outside of QC limits.

8A
VOLATILE INTERNAL STANDARD AREA AND RT SUMMARY

Lab Name: ITS ENVIRONMENTAL Contract: 93206

Lab Code: INCHVT Case No.: 93206 SAS No.: SDG No.: 64349

Lab File ID (Standard): LJJ200HV Date Analyzed: 03/31/97

Instrument ID: L Time Analyzed: 1207

GC Column: DB-624 ID: 0.53 (mm) Heated Purge: (Y/N) N

		IS1(BCM) AREA #	RT #	IS2(DFB) AREA #	RT #	IS3(CBZ) AREA #	RT #
	12 HOUR STD	519468	7.25	2328974	8.56	1826722	12.09
	UPPER LIMIT	1038936	7.75	4657948	9.06	3653444	12.59
	LOWER LIMIT	259734	6.75	1164487	8.06	913361	11.59
	EPA SAMPLE NO.						
01	VBLKT8	371322	7.24	1885725	8.56	1613111	12.10
02	AL091	446315	7.24	2076821	8.56	1740555	12.10
03							
04							
05							
06							
07							
08							
09							
10							
11							
12							
13							
14							
15							
16							
17							
18							
19							
20							
21							
22							

IS1 (BCM) = Bromochloromethane
IS2 (DFB) = 1,4-Difluorobenzene
IS3 (CBZ) = Chlorobenzene-d5

AREA UPPER LIMIT = +100% of internal standard area
AREA LOWER LIMIT = - 50% of internal standard area
RT UPPER LIMIT = + 0.50 minutes of internal standard RT
RT LOWER LIMIT = - 0.50 minutes of internal standard RT

Column used to flag values outside QC limits with an asterisk.
* Values outside of QC limits.

6A
VOLATILE ORGANICS INITIAL CALIBRATION DATA

Lab Name: ITS ENVIRONMENTAL Contract: 93206

Lab Code: INCHVT Case No.: 93206 SAS No.: SDG No.: 64349

Instrument ID: L Calibration Date(s): 03/31/97 03/31/97

Heated Purge: (Y/N) N Calibration Time(s): 1029 1207

GC Column: DB-624 ID: 0.53 (mm)

LAB FILE ID: RRF10 =LJJ010HV RRF20 =LJJ020HV
RRF50 =LJJ050HV RRF100=LJJ100HV RRF200=LJJ200HV

COMPOUND	RRF10	RRF20	RRF50	RRF100	RRF200	$\overline{RRF}$	% RSD
Chloromethane	1.448	1.273	1.258	1.425	1.210	1.323	8.0
Bromomethane *	1.021	0.966	0.995	1.178	1.026	1.037	7.9*
Vinyl Chloride *	1.499	1.374	1.362	1.525	1.321	1.416	6.4*
Chloroethane	0.893	0.842	0.830	0.868	0.642	0.815	12.2
Methylene Chloride	1.315	1.264	1.246	1.331	1.211	1.273	3.9
Acetone	0.439	0.347	0.276	0.274	0.267	0.321	22.9
Carbon Disulfide	4.627	4.088	4.086	4.524	3.994	4.264	6.8
1,1-Dichloroethene *	1.158	1.253	1.251	1.148	1.241	1.210	4.3*
1,1-Dichloroethane *	2.108	2.381	2.381	2.176	2.305	2.270	5.4*
1,2-Dichloroethene (total)	1.128	1.343	1.331	1.170	1.314	1.257	8.0
Chloroform *	2.316	2.685	2.637	2.346	2.524	2.502	6.7*
1,2-Dichloroethane *	1.093	1.324	1.287	1.123	1.238	1.213	8.3*
2-Butanone	0.108	0.121	0.109	0.102	0.110	0.110	6.3
1,1,1-Trichloroethane *	0.445	0.503	0.498	0.453	0.483	0.476	5.5*
Carbon Tetrachloride *	0.446	0.495	0.500	0.458	0.480	0.476	4.9*
Bromodichloromethane *	0.494	0.593	0.594	0.536	0.562	0.556	7.6*
1,2-Dichloropropane	0.313	0.352	0.353	0.341	0.336	0.339	4.8
cis-1,3-Dichloropropene *	0.451	0.530	0.523	0.502	0.504	0.502	6.2*
Trichloroethene *	0.394	0.409	0.406	0.400	0.395	0.401	1.6*
Dibromochloromethane *	0.443	0.501	0.500	0.505	0.492	0.488	5.2*
1,1,2-Trichloroethane *	0.242	0.268	0.264	0.260	0.258	0.258	3.9*
Benzene *	0.867	0.913	0.896	0.894	0.855	0.885	2.7*
trans-1,3-Dichloropropene *	0.372	0.428	0.421	0.416	0.411	0.410	5.3*
Bromoform *	0.299	0.313	0.317	0.345	0.320	0.319	5.2*
4-Methyl-2-Pentanone	0.225	0.247	0.256	0.252	0.272	0.250	6.8
2-Hexanone	0.258	0.242	0.245	0.260	0.254	0.252	3.1
Tetrachloroethene *	0.411	0.418	0.416	0.411	0.413	0.414	0.8*
1,1,2,2-Tetrachloroethane *	0.514	0.527	0.506	0.528	0.501	0.515	2.3*
Toluene *	1.054	1.106	1.081	1.073	1.039	1.071	2.4*
Chlorobenzene *	0.806	0.842	0.836	0.848	0.826	0.832	2.0*
Ethylbenzene *	0.393	0.406	0.414	0.417	0.413	0.409	2.3*
Styrene *	0.787	0.818	0.824	0.844	0.788	0.812	3.0*
Xylene (total) *	0.482	0.498	0.492	0.507	0.492	0.494	1.8*
Toluene-d8	0.980	1.038	1.026	1.012	0.985	1.008	2.5
Bromofluorobenzene *	0.745	0.753	0.744	0.754	0.714	0.742	2.2*
1,2-Dichloroethane-d4	1.017	1.236	1.213	1.053	1.165	1.137	8.6

* Compounds with required minimum RRF and maximim %RSD values.
All other compounds must meet a minimim RRF of 0.010.

6A

VOLATILE ORGANICS INITIAL CALIBRATION DATA

Lab Name: ITS ENVIRONMENTAL Contract: 93206

Lab Code: INCHVT Case No.: 93206 SAS No.: SDG No.: 64349

Instrument ID: M Calibration Date(s): 02/28/97 02/28/97

Heated Purge: (Y/N) N Calibration Time(s): 1226 1413

GC Column: DB-624 ID: 0.53 (mm)

LAB FILE ID: RRF10 =MMF010HV RRF20 =MMF020HV
RRF50 =MMF050HV RRF100=MMF100HV RRF200=MMF200HV

COMPOUND	RRF10	RRF20	RRF50	RRF100	RRF200	$\overline{RRF}$	% RSD
Chloromethane	1.506	1.480	1.380	1.333	1.359	1.412	5.4
Bromomethane *	1.092	1.135	1.040	0.793	0.886	0.989	14.6*
Vinyl Chloride *	1.676	1.684	1.584	1.485	1.549	1.596	5.3*
Chloroethane	1.036	1.020	0.878	0.762	0.572	0.854	22.6
Methylene Chloride	1.604	1.597	1.468	1.330	1.339	1.468	9.1
Acetone	0.620	0.494	0.472	0.540	0.533	0.532	10.6
Carbon Disulfide	4.745	4.850	4.581	4.036	4.270	4.496	7.5
1,1-Dichloroethene *	1.563	1.591	1.455	1.213	1.288	1.422	11.7*
1,1-Dichloroethane *	3.383	3.472	3.255	2.620	2.944	3.135	11.2*
1,2-Dichloroethene (total)	1.697	1.700	1.594	1.364	1.450	1.561	9.6
Chloroform *	3.356	3.392	3.213	2.789	2.850	3.120	9.1*
1,2-Dichloroethane *	1.950	1.995	1.929	1.722	1.696	1.858	7.5*
2-Butanone	0.169	0.158	0.161	0.200	0.179	0.173	9.9
1,1,1-Trichloroethane *	0.621	0.626	0.604	0.530	0.524	0.581	8.6*
Carbon Tetrachloride *	0.608	0.630	0.606	0.536	0.522	0.580	8.3*
Bromodichloromethane *	0.652	0.674	0.648	0.608	0.565	0.629	6.9*
1,2-Dichloropropane	0.456	0.449	0.428	0.387	0.372	0.418	8.9
cis-1,3-Dichloropropene *	0.624	0.629	0.604	0.571	0.525	0.591	7.3*
Trichloroethene *	0.406	0.412	0.396	0.363	0.339	0.383	8.0*
Dibromochloromethane *	0.561	0.580	0.565	0.570	0.486	0.552	6.9*
1,1,2-Trichloroethane *	0.345	0.345	0.333	0.328	0.290	0.328	6.9*
Benzene *	1.021	1.014	0.956	0.854	0.801	0.929	10.6*
trans-1,3-Dichloropropene *	0.529	0.545	0.525	0.519	0.461	0.516	6.3*
Bromoform *	0.374	0.388	0.387	0.424	0.348	0.384	7.1*
4-Methyl-2-Pentanone	0.432	0.396	0.415	0.365	0.422	0.406	6.5
2-Hexanone	0.326	0.290	0.314	0.310	0.336	0.315	5.5
Tetrachloroethene *	0.422	0.427	0.415	0.355	0.367	0.397	8.5*
1,1,2,2-Tetrachloroethane *	0.676	0.654	0.629	0.618	0.562	0.628	6.9*
Toluene *	1.315	1.311	1.236	1.051	1.068	1.196	10.8*
Chlorobenzene *	1.034	1.044	0.990	0.894	0.857	0.964	8.7*
Ethylbenzene *	0.516	0.500	0.475	0.442	0.438	0.474	7.3*
Styrene *	1.003	1.011	0.969	0.935	0.824	0.948	8.0*
Xylene (total) *	0.612	0.615	0.576	0.552	0.496	0.570	8.6*
Toluene-d8	1.185	1.191	1.131	0.957	0.990	1.091	10.1
Bromofluorobenzene *	0.867	0.873	0.824	0.804	0.707	0.815	8.2*
1,2-Dichloroethane-d4	1.720	1.768	1.694	1.540	1.504	1.645	7.1

* Compounds with required minimum RRF and maximim %RSD values.
All other compounds must meet a minimim RRF of 0.010.

7A
VOLATILE CONTINUING CALIBRATION CHECK

Lab Name: ITS ENVIRONMENTAL Contract: 93206

Lab Code: INCHVT Case No.: 93206 SAS No.: SDG No.: 64349

Instrument ID: L Calibration Date: 03/31/97 Time: 1115

Lab File ID: LJJ050HV Init. Calib. Date(s): 03/31/97 03/31/97

Heated Purge: (Y/N) N Init. Calib. Times: 1029 1207

GC Column: DB-624 ID: 0.53 (mm)

COMPOUND	$\overline{RRF}$	RRF50	MIN RRF	%D	MAX %D
Chloromethane	1.323	1.258		4.9	
Bromomethane	1.037	0.995	0.100	4.0	25.0
Vinyl Chloride	1.416	1.362	0.100	3.8	25.0
Chloroethane	0.815	0.830		-1.8	
Methylene Chloride	1.273	1.246		2.1	
Acetone	0.321	0.276		14.0	
Carbon Disulfide	4.264	4.086		4.2	
1,1-Dichloroethene	1.210	1.251	0.100	-3.4	25.0
1,1-Dichloroethane	2.270	2.381	0.200	-4.9	25.0
1,2-Dichloroethene (total)	1.257	1.331		-5.9	
Chloroform	2.502	2.637	0.200	-5.4	25.0
1,2-Dichloroethane	1.213	1.287	0.100	-6.1	25.0
2-Butanone	0.110	0.109		0.9	
1,1,1-Trichloroethane	0.476	0.498	0.100	-4.6	25.0
Carbon Tetrachloride	0.476	0.500	0.100	-5.0	25.0
Bromodichloromethane	0.556	0.594	0.200	-6.8	25.0
1,2-Dichloropropane	0.339	0.353		-4.1	
cis-1,3-Dichloropropene	0.502	0.523	0.200	-4.2	25.0
Trichloroethene	0.401	0.406	0.300	-1.2	25.0
Dibromochloromethane	0.488	0.500	0.100	-2.4	25.0
1,1,2-Trichloroethane	0.258	0.264	0.100	-2.3	25.0
Benzene	0.885	0.896	0.500	-1.2	25.0
trans-1,3-Dichloropropene	0.410	0.421	0.100	-2.7	25.0
Bromoform	0.319	0.317	0.100	0.6	25.0
4-Methyl-2-Pentanone	0.250	0.256		-2.4	
2-Hexanone	0.252	0.245		2.8	
Tetrachloroethene	0.414	0.416	0.200	-0.5	25.0
1,1,2,2-Tetrachloroethane	0.515	0.506	0.500	1.7	25.0
Toluene	1.071	1.081	0.400	-0.9	25.0
Chlorobenzene	0.832	0.836	0.500	-0.5	25.0
Ethylbenzene	0.409	0.414	0.100	-1.2	25.0
Styrene	0.812	0.824	0.300	-1.5	25.0
Xylene (total)	0.494	0.492	0.300	0.4	25.0
Toluene-d8	1.008	1.026		-1.8	
Bromofluorobenzene	0.742	0.744	0.200	-0.3	25.0
1,2-Dichloroethane-d4	1.137	1.213		-6.7	

All other compounds must meet a minimum RRF of 0.010.

7A

VOLATILE CONTINUING CALIBRATION CHECK

Lab Name: ITS ENVIRONMENTAL Contract: 93206

Lab Code: INCHVT Case No.: 93206 SAS No.: SDG No.: 64349

Instrument ID: M Calibration Date: 03/26/97 Time: 0849

Lab File ID: MMF050GHV Init. Calib. Date(s): 02/28/97 02/28/97

Heated Purge: (Y/N) N Init. Calib. Times: 1226 1413

GC Column: DB-624 ID: 0.53 (mm)

COMPOUND	$\overline{RRF}$	RRF50	MIN RRF	%D	MAX %D
Chloromethane	1.412	1.678		-18.8	
Bromomethane	0.989	1.096	0.100	-10.8	25.0
Vinyl Chloride	1.596	1.799	0.100	-12.7	25.0
Chloroethane	0.854	0.952		-11.5	
Methylene Chloride	1.468	1.256		14.4	
Acetone	0.532	0.346		35.0	
Carbon Disulfide	4.496	4.196		6.7	
1,1-Dichloroethene	1.422	1.324	0.100	6.9	25.0
1,1-Dichloroethane	3.135	2.929	0.200	6.6	25.0
1,2-Dichloroethene (total)	1.561	1.423		8.8	
Chloroform	3.120	2.961	0.200	5.1	25.0
1,2-Dichloroethane	1.858	2.030	0.100	-9.2	25.0
2-Butanone	0.173	0.146		15.6	
1,1,1-Trichloroethane	0.581	0.586	0.100	-0.9	25.0
Carbon Tetrachloride	0.580	0.627	0.100	-8.1	25.0
Bromodichloromethane	0.629	0.639	0.200	-1.6	25.0
1,2-Dichloropropane	0.418	0.388		7.2	
cis-1,3-Dichloropropene	0.591	0.566	0.200	4.2	25.0
Trichloroethene	0.383	0.400	0.300	-4.4	25.0
Dibromochloromethane	0.552	0.558	0.100	-1.1	25.0
1,1,2-Trichloroethane	0.328	0.324	0.100	1.2	25.0
Benzene	0.929	0.859	0.500	7.5	25.0
trans-1,3-Dichloropropene	0.516	0.514	0.100	0.4	25.0
Bromoform	0.384	0.360	0.100	6.2	25.0
4-Methyl-2-Pentanone	0.406	0.376		7.4	
2-Hexanone	0.315	0.265		15.9	
Tetrachloroethene	0.397	0.412	0.200	-3.8	25.0
1,1,2,2-Tetrachloroethane	0.628	0.614	0.500	2.2	25.0
Toluene	1.196	1.027	0.400	14.1	25.0
Chlorobenzene	0.964	0.900	0.500	6.6	25.0
Ethylbenzene	0.474	0.432	0.100	8.9	25.0
Styrene	0.948	0.883	0.300	6.8	25.0
Xylene (total)	0.570	0.514	0.300	9.8	25.0
Toluene-d8	1.091	1.047		4.0	
Bromofluorobenzene	0.815	0.874	0.200	-7.2	25.0
1,2-Dichloroethane-d4	1.645	1.964		-19.4	

All other compounds must meet a minimum RRF of 0.010.

1. Sample Delivery Group No. 64304

Intertek Testing Services
Environmental Laboratories

SAMPLE DATA SUMMARY PACKAGE

CONTRACT: 93206
CASE NO: 93206
SDG NO: 64304

Intertek Testing Services
Environmental Laboratories

April 18, 1997

Mr. Mike Duchesneau
Parsons Engineering Science
Prudential Center
Boston, MA 02199

Re: Laboratory Project No. 93206
Case No. 93206; SDG 64304

Dear Mr. Duchesneau:

Enclosed are the analytical results of samples received by ITS Environmental Laboratories on March 20, and 22, 1997. Laboratory numbers and quality control samples have been assigned and designated as follows:

Lab ID	Client Sample ID	Sample Date	Sample Matrix
	Received: 03/20/97	ETR No: 64304	
327550	AL071	03/18/97	Water
327551	AL071F	03/18/97	Filtrate
327551R1	AL071F	03/18/97	Filtrate
327551R2	AL071F	03/18/97	Filtrate
327551R3	AL071F	03/18/97	Filtrate
327552	AL072	03/18/97	Water
327553	AL072F	03/18/97	Filtrate
327553R1	AL072F	03/18/97	Filtrate
327553R2	AL072F	03/18/97	Filtrate
327553R3	AL072F	03/18/97	Filtrate
327554	AL073	03/19/97	Water
327555	AL073F	03/19/97	Filtrate
327555R1	AL073F	03/19/97	Filtrate
327555R2	AL073F	03/19/97	Filtrate
327555R3	AL073F	03/19/97	Filtrate
327556	AL074	03/19/97	Water
327557	AL074F	03/19/97	Filtrate

Intertek Testing Services NA Inc.
55 South Park Drive Colchester, VT 05446
Telephone (802) 655-1203 Fax (802) 655-1248

Lab ID	Client Sample ID	Sample Date	Sample Matrix
Received: 03/20/97 ETR No: 64304 (Continued)			
327557R1	AL074F	03/19/97	Filtrate
327557R2	AL074F	03/19/97	Filtrate
327557R3	AL074F	03/19/97	Filtrate
327558	AL075	03/19/97	Water
327559	AL075F	03/19/97	Filtrate
327559R1	AL075F	03/19/97	Filtrate
327559R2	AL075F	03/19/97	Filtrate
327559R3	AL075F	03/19/97	Filtrate
327560	AL076	03/19/97	Water
327561	AL076F	03/19/97	Filtrate
327561R1	AL076F	03/19/97	Filtrate
327561R2	AL076F	03/19/97	Filtrate
327561R3	AL076	03/19/97	Filtrate
327562	AL070	03/10/97	Water
327563	HB	03/20/97	Water
Received: 03/20/97 ETR No: 64335			
327726	AL077	03/10/97	Water
327727	AL078	03/20/97	Water
327728	AL079	03/20/97	Water
327729	AL079F	03/20/97	Filtrate
327729R1	AL079F	03/20/97	Filtrate
327729R2	AL079F	03/20/97	Filtrate
327729R3	AL079F	03/20/97	Filtrate
327730	AL080	03/20/97	Water
327731	AL081	03/20/97	Water
327732	AL082	03/20/97	Water
327733	AL083	03/20/97	Water
327733MS	AL083MS	03/20/97	Water
327733MD	AL083MSD	03/20/97	Water
327734	AL083F	03/20/97	Filtrate
327734R1	AL083F	03/20/97	Filtrate
327734R2	AL083F	03/20/97	Filtrate
327734R3	AL083F	03/20/97	Filtrate
327735	AL084	03/20/97	Water
327736	AL085	03/20/97	Water
327737	AL085F	03/20/97	Filtrate

327737R1	AL085F	03/20/97	Filtrate

Lab ID	Client Sample ID	Sample Date	Sample Matrix

Received: 03/22/97 ETR No: 64335 (Continued)

327737R2	AL085F	03/20/97	Filtrate	
327737R3	AL085F	03/20/97	Filtrate	
327738	AL086	03/20/97	Water	
327739	AL086F	03/20/97	Filtrate	
327739R1	AL086F	03/20/97	Filtrate	
327739R2	AL086F	03/20/97	Filtrate	
327739R3	AL086F	03/20/97	Filtrate	
327740	AL089	03/21/97	Water	
327741	AL089F	03/21/97	Filtrate	
327741R1	AL089F	03/21/97	Filtrate	
327741R2	AL089F	03/21/97	Filtrate	
327741R3	AL089F	03/21/97	Filtrate	
327742	AL090	03/21/97	Water	
327743	AL090F	03/21/97	Filtrate	
327743R1	AL090F	03/21/97	Filtrate	
327743R2	AL090F	03/21/97	Filtrate	
327743R3	AL090F	03/21/97	Filtrate	
327744	AL091	03/21/97	Water	DP
327745	AL091F	03/21/97	Filtrate	DP
327745R1	AL091F	03/21/97	Filtrate	DP
327745R2	AL091F	03/21/97	Filtrate	DP
327745R3	AL091F	03/21/97	Filtrate	DP
327746	MSB		Liquid	

A volatile organic holding blank prepared with reagent water and carried through the holding period has been analyzed for this sample delivery group. The data for this holding blank has been provided in the sample preparation section of the data package.

The initial volatile organic analysis of the matrix spike blank sample labeled MBS was analyzed one minute outside the method specified holding time. Please note that percent recoveries of target analytes were within quality control (qc) criteria for this analysis. This sample was reanalyzed one day later yielding similar results. Both sets of data have been provided in this case submital.

Please note that the volatile organic analysis of the laboratory control sample labeled

LJHLCS exhibited an increased response of 4-Methyl-2-Pentanone. As a result, percent recoveries of this compound were outside method qc limits.

For the benefit of interested parties, documentation of sample handling and preparation is included at the end of the "Sample Data Package." Colored sheets of paper entitled "Sample Preparation" and "Sample Handling" have been used to explicitly mark the location of these documents.

If there are any questions regarding this submittal, please contact Christopher A. Ouellette at (802) 655-1203.

Sincerely,

FOR Martha Roy
Karen R. Chirgwin
Laboratory Operations Director

002B

ITS Intertek Testing Services
Environmental Laboratories

55 South Park Drive
Colchester, VT 05446

Analytical Report

Parsons Engineering Science
Prudential Center
Boston, MA 02199

Attention : Mike Duchesneau

Date : 04/14/97
ETR Number : 64304
Project No.: 93206
No. Samples: 32
Arrived : 03/20/97
P.O. Number: 730769000003

Case:93206 SDG:64304

Standard analyses were performed in accordance with Methods for Analysis of Water and Wastes, EPA-600/4/79-020, Test Methods for Evaluating Solid Waste, SW-846, or Standard Methods for the Examination of Water and Wastewater.
All results are in mg/l unless otherwise noted.

Lab No./ Method No.	Sample Description/	Parameter	Result
327550	AL071:03/18/97 (Water)		
	353.2	Nitrate/Nitrite Nitrogen	0.02
	310.1	Alkalinity (as CaCO3)	278
	300.0	Chloride	23.3
	300.0	Sulfate	29.7
327551	AL071F:03/18/97 (Filtrate)		
	9060	Total Organic Carbon	2.5
327551R1	AL071F:03/18/97 (Filtrate)		
	9060	Total Organic Carbon	2.5
327551R2	AL071F:03/18/97 (Filtrate)		
	9060	Total Organic Carbon	2.5
327551R3	AL071F:03/18/97 (Filtrate)		
	9060	Total Organic Carbon	2.5
327552	AL072:03/18/97 (Water)		
	353.2	Nitrate/Nitrite Nitrogen	0.27
	310.1	Alkalinity (as CaCO3)	585
	300.0	Chloride	30.3
	300.0	Sulfate	154
327553	AL072F:03/18/97 (Filtrate)		
	9060	Total Organic Carbon	5.0
327553R1	AL072F:03/18/97 (Filtrate)		
	9060	Total Organic Carbon	5.2

< Cont. Next Page >

ITS Intertek Testing Services
Environmental Laboratories

55 South Park Drive
Colchester, VT 05446

Analytical Report

Parsons Engineering Science
Prudential Center
Boston, MA 02199

Attention : Mike Duchesneau

Date : 04/14/97
ETR Number : 64304
Project No.: 93206
No. Samples: 32
Arrived : 03/20/97
P.O. Number: 730769000003

Case:93206 SDG:64304

Standard analyses were performed in accordance with Methods for Analysis of Water and Wastes, EPA-600/4/79-020, Test Methods for Evaluating Solid Waste, SW-846, or Standard Methods for the Examination of Water and Wastewater.
All results are in mg/l unless otherwise noted.

Lab No./ Method No.	Sample Description/	Parameter	Result
327553R2	AL072F:03/18/97 (Filtrate)		
	9060	Total Organic Carbon	5.1
327553R3	AL072F:03/18/97 (Filtrate)		
	9060	Total Organic Carbon	5.1
327554	AL073:03/19/97 (Water)		
	353.2	Nitrate/Nitrite Nitrogen	0.13
	310.1	Alkalinity (as CaCO3)	350
	300.0	Chloride	22.5
	300.0	Sulfate	138
327555	AL073F:03/19/97 (Filtrate)		
	9060	Total Organic Carbon	2.8
327555R1	AL073F:03/19/97 (Filtrate)		
	9060	Total Organic Carbon	2.8
327555R2	AL073F:03/19/97 (Filtrate)		
	9060	Total Organic Carbon	2.8
327555R3	AL073F:03/19/97 (Filtrate)		
	9060	Total Organic Carbon	2.8
327556	AL074:03/19/97 (Water)		
	353.2	Nitrate/Nitrite Nitrogen	0.05
	310.1	Alkalinity (as CaCO3)	236
	300.0	Chloride	7.6
	300.0	Sulfate	57.2

< Cont. Next Page >

ITS Intertek Testing Services
Environmental Laboratories

55 South Park Drive
Colchester, VT 05446

Analytical Report

Parsons Engineering Science
Prudential Center
Boston, MA 02199

Attention : Mike Duchesneau

Date : 04/14/97
ETR Number : 64304
Project No.: 93206
No. Samples: 32
Arrived : 03/20/97
P.O. Number: 730769000003

Case:93206 SDG:64304

Standard analyses were performed in accordance with Methods for Analysis of Water and Wastes, EPA-600/4/79-020, Test Methods for Evaluating Solid Waste, SW-846, or Standard Methods for the Examination of Water and Wastewater. All results are in mg/l unless otherwise noted.

Lab No./ Method No.	Sample Description/	Parameter	Result
327557	AL074F:03/19/97 (Filtrate)		
	9060	Total Organic Carbon	1.1
327557R1	AL074F:03/19/97 (Filtrate)		
	9060	Total Organic Carbon	1.0
327557R2	AL074F:03/19/97 (Filtrate)		
	9060	Total Organic Carbon	1.1
327557R3	AL074F:03/19/97 (Filtrate)		
	9060	Total Organic Carbon	1.1
327558	AL075:03/19/97 (Water)		
	353.2	Nitrate/Nitrite Nitrogen	0.06
	310.1	Alkalinity (as CaCO3)	280
	300.0	Chloride	33.1
	300.0	Sulfate	37.4
327559	AL075F:03/19/97 (Filtrate)		
	9060	Total Organic Carbon	2.1
327559R1	AL075F:03/19/97 (Filtrate)		
	9060	Total Organic Carbon	2.1
327559R2	AL075F:03/19/97 (Filtrate)		
	9060	Total Organic Carbon	1.9
327559R3	AL075F:03/19/97 (Filtrate)		
	9060	Total Organic Carbon	1.9

< Cont. Next Page >

ITS Intertek Testing Services
Environmental Laboratories

55 South Park Drive
Colchester, VT 05446

Analytical Report

Parsons Engineering Science
Prudential Center
Boston, MA 02199

Attention : Mike Duchesneau

Date : 04/14/97
ETR Number : 64304
Project No.: 93206
No. Samples: 32
Arrived : 03/20/97
P.O. Number: 730769000003

Case:93206 SDG:64304

Standard analyses were performed in accordance with Methods for Analysis of Water and Wastes, EPA-600/4/79-020, Test Methods for Evaluating Solid Waste, SW-846, or Standard Methods for the Examination of Water and Wastewater.
All results are in mg/l unless otherwise noted.

Lab No./ Method No.	Sample Description/	Parameter	Result
327560	AL076:03/19/97 (Water)		
	353.2	Nitrate/Nitrite Nitrogen	0.12
	310.1	Alkalinity (as CaCO3)	264
	300.0	Chloride	26.4
	300.0	Sulfate	42.2
327561	AL076F:03/19/97 (Filtrate)		
	9060	Total Organic Carbon	1.7
327561R1	AL076F:03/19/97 (Filtrate)		
	9060	Total Organic Carbon	1.8
327561R2	AL076F:03/19/97 (Filtrate)		
	9060	Total Organic Carbon	1.8
327561R3	AL076:03/19/97 (Filtrate)		
	9060	Total Organic Carbon	1.8

< Last Page > Submitted By : Aquatec Inc.

ITS Intertek Testing Services
Environmental Laboratories

55 South Park Drive
Colchester, VT 05446

Analytical Report

Parsons Engineering Science
Prudential Center
Boston, MA 02199

Attention : Mike Duchesneau

Date : 04/14/97
ETR Number : 64335
Project No.: 93206
No. Samples: 44
Arrived : 03/22/97
P.O. Number: 730769000003

Case:93206 SDG:64304

Standard analyses were performed in accordance with Methods for Analysis of Water and Wastes, EPA-600/4/79-020, Test Methods for Evaluating Solid Waste, SW-846, or Standard Methods for the Examination of Water and Wastewater. All results are in mg/l unless otherwise noted.

Lab No./ Method No.	Sample Description/	Parameter	Result
327728	AL079:03/20/97 (Water)		
	353.2	Nitrate/Nitrite Nitrogen	0.88
	310.1	Alkalinity (as CaCO3)	264
	300.0	Chloride	17.4
	300.0	Sulfate	48.7
327729	AL079F:03/20/97 (Filtrate)		
	9060	Total Organic Carbon	1.7
327729R1	AL079F:03/20/97 (Filtrate)		
	9060	Total Organic Carbon	1.6
327729R2	AL079F:03/20/97 (Filtrate)		
	9060	Total Organic Carbon	1.6
327729R3	AL079F:03/20/97 (Filtrate)		
	9060	Total Organic Carbon	1.7
327733	AL083:03/20/97 (Water)		
	353.2	Nitrate/Nitrite Nitrogen	0.87
	310.1	Alkalinity (as CaCO3)	308
	300.0	Chloride	29.9
	300.0	Sulfate	70.3
327734	AL083F:03/20/97 (Filtrate)		
	9060	Total Organic Carbon	1.9
327734R1	AL083F:03/20/97 (Filtrate)		
	9060	Total Organic Carbon	1.9

< Cont. Next Page >

ITS Intertek Testing Services
Environmental Laboratories

55 South Park Drive
Colchester, VT 05446

Analytical Report

Parsons Engineering Science
Prudential Center
Boston, MA 02199

Attention : Mike Duchesneau

Date : 04/14/97
ETR Number : 64335
Project No.: 93206
No. Samples: 44
Arrived : 03/22/97
P.O. Number: 730769000003

Case:93206 SDG:64304

Standard analyses were performed in accordance with Methods for Analysis of Water and Wastes, EPA-600/4/79-020, Test Methods for Evaluating Solid Waste, SW-846, or Standard Methods for the Examination of Water and Wastewater.
All results are in mg/l unless otherwise noted.

Lab No./ Method No.	Sample Description/	Parameter	Result
327734R2	AL083F:03/20/97 (Filtrate)		
	9060	Total Organic Carbon	1.4
327734R3	AL083F:03/20/97 (Filtrate)		
	9060	Total Organic Carbon	1.5
327736	AL085:03/20/97 (Water)		
	353.2	Nitrate/Nitrite Nitrogen	0.45
	310.1	Alkalinity (as CaCO3)	272
	300.0	Chloride	19.1
	300.0	Sulfate	73.4
327737	AL085F:03/20/97 (Filtrate)		
	9060	Total Organic Carbon	1.4
327737R1	AL085F:03/20/97 (Filtrate)		
	9060	Total Organic Carbon	1.5
327737R2	AL085F:03/20/97 (Filtrate)		
	9060	Total Organic Carbon	1.6
327737R3	AL085F:03/20/97 (Filtrate)		
	9060	Total Organic Carbon	1.7
327738	AL086:03/20/97 (Water)		
	353.2	Nitrate/Nitrite Nitrogen	0.03
	310.1	Alkalinity (as CaCO3)	288
	300.0	Chloride	23.5
	300.0	Sulfate	48.6

< Cont. Next Page >

ITS Intertek Testing Services
Environmental Laboratories

55 South Park Drive
Colchester, VT 05446

Analytical Report

Parsons Engineering Science
Prudential Center
Boston, MA 02199

Attention : Mike Duchesneau

Date : 04/14/97
ETR Number : 64335
Project No.: 93206
No. Samples: 44
Arrived : 03/22/97
P.O. Number: 730769000003

Case:93206 SDG:64304

Standard analyses were performed in accordance with Methods for Analysis of Water and Wastes, EPA-600/4/79-020, Test Methods for Evaluating Solid Waste, SW-846, or Standard Methods for the Examination of Water and Wastewater.
All results are in mg/l unless otherwise noted.

Lab No./ Method No.	Sample Description/ Parameter	Result
327739	AL086F:03/20/97 (Filtrate)	
9060	Total Organic Carbon	2.0
327739R1	AL086F:03/20/97 (Filtrate)	
9060	Total Organic Carbon	2.1
327739R2	AL086F:03/20/97 (Filtrate)	
9060	Total Organic Carbon	1.8
327739R3	AL086F:03/20/97 (Filtrate)	
9060	Total Organic Carbon	1.8
327740	AL089:03/21/97 (Water)	
353.2	Nitrate/Nitrite Nitrogen	<0.01
310.1	Alkalinity (as CaCO3)	294
300.0	Chloride	12.6
300.0	Sulfate	28.9
327741	AL089F:03/21/97 (Filtrate)	
9060	Total Organic Carbon	1.8
327741R1	AL089F:03/21/97 (Filtrate)	
9060	Total Organic Carbon	1.9
327741R2	AL089F:03/21/97 (Filtrate)	
9060	Total Organic Carbon	1.6
327741R3	AL089F:03/21/97 (Filtrate)	
9060	Total Organic Carbon	1.6

< Cont. Next Page >

ITS Intertek Testing Services
Environmental Laboratories

55 South Park Drive
Colchester, VT 05446

Analytical Report

Parsons Engineering Science
Prudential Center
Boston, MA 02199

Attention : Mike Duchesneau

Date : 04/14/97
ETR Number : 64335
Project No.: 93206
No. Samples: 44
Arrived : 03/22/97
P.O. Number: 730769000003

Case:93206 SDG:64304

Standard analyses were performed in accordance with Methods for Analysis of Water and Wastes, EPA-600/4/79-020, Test Methods for Evaluating Solid Waste, SW-846, or Standard Methods for the Examination of Water and Wastewater.
All results are in mg/l unless otherwise noted.

Lab No./ Method No.	Sample Description/ Parameter	Result
327742	AL090:03/21/97 (Water)	
353.2	Nitrate/Nitrite Nitrogen	0.06
310.1	Alkalinity (as CaCO3)	254
300.0	Chloride	12.6
300.0	Sulfate	32.9
327743	AL090F:03/21/97 (Filtrate)	
9060	Total Organic Carbon	1.9
327743R1	AL090F:03/21/97 (Filtrate)	
9060	Total Organic Carbon	1.9
327743R2	AL090F:03/21/97 (Filtrate)	
9060	Total Organic Carbon	2.2
327743R3	AL090F:03/21/97 (Filtrate)	
9060	Total Organic Carbon	2.2

< Last Page > Submitted By : Aquatec Inc.

ITS Intertek Testing Services
Environmental Laboratories

Quality Control Summary

Project No: 93206
SDG No: 64304
Units: mg/L

Parameter	Date Analyzed	Method Preparation Blank	Laboratory Control Sample		
			Reported Value	True Value	Percent Recovery
Alkalinity (as CaCO3)	03/28/97	< 1	240	237	101.3
Chloride by IC	03/26/97	< 0.1	4.96	5.00	99.2
Chloride by IC	04/04/97	< 0.1	4.78	5.00	95.6
Nitrate/Nitrite-Nitrogen	04/08/97	< 0.01	9.14	9.33	98.0
Nitrate/Nitrite-Nitrogen	04/08/97	< 0.01	8.97	9.33	96.1
Sulfate by IC	03/26/97	< 0.1	9.98	10.00	99.8
Total Organic Carbon	04/07/97	< 0.5	65	66.2	98.2
Total Organic Carbon	04/08/97	< 0.5	65.5	66.2	98.9
Total Organic Carbon	04/08/97	< 0.5	65.3	66.2	98.6
Total Organic Carbon	04/09/97	< 0.5	65.5	66.2	98.9

Reviewed By: [illegible]
Date: 4-14-97

Intertek Testing Services NA Inc.
55 South Park Drive Colchester, VT 05446
Telephone (802) 655-1203 Fax (802) 655-1248

Wet Chemistry

ICV/CCV and LCS Recovery Ranges

Parameter	Method Preparation Blank	ICV/CCV % Recovery Range	LCS % Recovery Range
Acidity (uequivalents/L)	< 20	90.0-110.0	NA
Acid Volatile Sulfide (mg/L)	< 1	NA	45.1-135.8*
Alkalinity (mg/L as CaCO3)	< 1	NA	85.0-115.0
Ammonia-Nitrogen (mg/L)	< 0.02	90.0-110.0	85.0-115.0
BOD5 (mg/L)	< 0.2	NA	85.0-115.0
Bromide by IC (mg/L)	< 0.1	90.0-110.0	NA
Chemical Oxygen Demand (mg/L)	< 5	NA	85.0-115.0
Chloride (mg/L)	< 0.5	90.0-110.0	NA
Chloride by IC (mg/L)	< 0.1	90.0-110.0	NA
Chlorine, Total by Bomb (mg/Kg)	NA	NA	85.0-115.0
Conductivity (umhos/cm)	NA	NA	90.0-110.0
Corrosivity by pH (Std Units)	Variable	NA	90.0-110.0
Cyanide, Total (Liquid: mg/L)	< 0.01	85.0-115.0	85.0-115.0
Cyanide, Total (Soil: mg/Kg)	Varies w/ Wgt.	85.0-115.0	54.8-103.7*
Fluoride by IC (mg/L)	< 0.1	90.0-110.0	NA
Fluoride, Soluble (mg/L)	< 0.1	90.0-110.0	NA
Heating Value (BTU/lb)	NA	NA	99.5-100.5
Hexavalent Chromium (mg/L)	< 0.002	90.0-110.0	NA
Ignitability (degrees F)	NA	NA	95.0-105.0
MBAS (as mg LAS/L)	< 0.05	90.0-110.0	NA
Nitrate-N by IC (mg/L)	< 0.1	90.0-110.0	NA
Nitrate/Nitrite-Nitrogen (mg/L)	< 0.01	90.0-110.0	NA
Nitrite-Nitrogen (mg/L)	< 0.005	90.0-110.0	NA
Oil & Grease (mg/L)	< 0.5	NA	85.0-115.0
Oil & Grease by IR (mg/L)	Varies w/ Ext. Vol.	NA	85.0-115.0
Orthophosphate as P (mg/L)	< 0.005	90.0-110.0	NA
Orthophosphate-P by IC (mg/L)	< 0.1	90.0-110.0	NA
pH (Std Units)	NA	NA	85.0-115.0

* Ranges determined from Control Charts

Wet Chemistry

ICV/CCV and LCS Recovery Ranges

Parameter	Method Preparation Blank	ICV/CCV Recovery Range	LCS Recovery Range
Phenols, Total (mg/L)	< 0.005	90.0-110.0	NA
Phosphate, Total as P (mg/L)	< 0.005	90.0-110.0	NA
Reactive Cyanide (mg/L)	< 2.9	NA	2.0-6.7*
Reactive Sulfide (mg/L)	< 2.0	NA	55.5-116.0*
Salinity (Unitless Results)	NA	NA	85.0-115.0
Soil BOD5 (mg/L)	< 0.2	NA	85.0-115.0
Soil pH (Std Units)	Variable	NA	99.0-101.0
Soil Salinity (Unitless Results)	NA	NA	85.0-115.0
Sulfate (mg/L)	< 5	90.0-110.0	NA
Sulfate by IC (mg/L)	< 0.1	90.0-110.0	NA
Sulfide (mg/L)	< 0.02	90.0-110.0	NA
Sulfide by 9030 (mg/L)	< 0.5	NA	90.0-110.0
Sulfide, Dissolved (by ISE, mg/L)	< 0.01	90.0-110.0	NA
Sulfide in Soil by 9030 (mg/L)	< 1.0	NA	45.1-135.8*
TOC by Lloyd Kahn (mg/Kg)	< 100	90.0-110.0	54.7-115.3*
Total Dissolved Solids (mg/L)	< 5	NA	85.0-115.0
Total Hardness as CaCO3 (mg/L)	< 2	NA	85.0-115.0
Total Kjeldahl Nitrogen (mg/L)	< 0.24	90.0-110.0	85.0-115.0
Total Organic Carbon (mg/L)	< 0.5	90.0-110.0	NA
Total Organic Halides (mg/L)	< 0.02	90.0-110.0	NA
Total Petroleum Hydrocarbons (mg/L)	Varies w/ Ext. Vol.	90.0-110.0	85.0-115.0
Total Residual Chlorine (mg/L)	< 0.1	90.0-110.0	NA
Total Solids (mg/L)	< 5	NA	85.0-115.0
Total Suspended Solids (mg/L)	< 0.5	NA	85.0-115.0
Turbidity (NTU)	< 0.05	NA	85.0-115.0
Viscosity (centiStokes: mm^2/s)	NA	NA	85.0-115.0
Volatile Total Solids (mg/L)	< 5	NA	NA

* Ranges determined from Control Charts

U.S. EPA - CLP

COVER PAGE - INORGANIC ANALYSES DATA PACKAGE

Lab Name: ITS_ENVIRONMENTAL_____ Contract: 93206_____

Lab Code: INCHVT Case No.: 93206 SAS No.: _____ SDG No.:64304_

DW No.: ILM02.1

EPA Sample No.	Lab Sample ID
_AL089_____	_327740_____

ere ICP interelement corrections applied ? Yes/No YES

Were ICP background corrections applied ? Yes/No YES
If yes - were raw data generated before application of background corrections ? Yes/No NO_

Comments:

I certify that this data package is in compliance with the terms and conditions of the contract, both technically and for completeness, for other than the conditions detailed above. Release of the data contained in this hardcopy data package and in the computer-readable data submitted on floppy diskette has been authorized by the Laboratory Manager or the Manager's designee, as verified by the following signature.

Signature: Martha Rory Name: Martha Rory

Date: 4/18/97 Title: QA Officer

U.S. EPA - CLP

1

INORGANIC ANALYSES DATA SHEET

EPA SAMPLE NO.

AL089

b Name: ITS_ENVIRONMENTAL_____ Contract: 93206_____

ab Code: INCHVT Case No.: 93206_ SAS No.: _____ SDG No.: 64304_

atrix (soil/water): WATER Lab Sample ID: 327740

vel (low/med): LOW__ Date Received: 03/22/97

% Solids: __0.0

Concentration Units (ug/L or mg/kg dry weight): UG/L_

CAS No.	Analyte	Concentration	C	Q	M
7429-90-5	Aluminum_		_		NR
7440-36-0	Antimony_		_		NR
7440-38-2	Arsenic__		_		NR
7440-39-3	Barium___		_		NR
7440-41-7	Beryllium		_		NR
7440-43-9	Cadmium__	0.40	U		P_
7440-70-2	Calcium__		_		NR
7440-47-3	Chromium_	0.80	U		P_
7440-48-4	Cobalt___		_		NR
7440-50-8	Copper___		_		NR
7439-89-6	Iron_____		_		NR
7439-92-1	Lead_____	3.0	U		P_
7439-95-4	Magnesium		_		NR
7439-96-5	Manganese	19.6	_		P_
7439-97-6	Mercury__		_		NR
7440-02-0	Nickel___	2.3	U		P_
7440-09-7	Potassium		_		NR
7782-49-2	Selenium_		_		NR
7440-22-4	Silver___		_		NR
7440-23-5	Sodium___		_		NR
7440-28-0	Thallium_		_		NR
7440-62-2	Vanadium_		_		NR
7440-66-6	Zinc_____		_		NR
_____	Cyanide__		_		NR
_____	_____		_		__

olor Before: COLORLESS Clarity Before: CLEAR_ Texture: _____

olor After: COLORLESS Clarity After: CLEAR_ Artifacts: _____

Comments:

_____

_____

_____

_____

U.S. EPA - CLP

2A
INITIAL AND CONTINUING CALIBRATION VERIFICATION

ıb Name: ITS_ENVIRONMENTAL_____ Contract: 93206_____

ıab Code: INCHVT Case No.: 93206_ SAS No.: _____ SDG No.: 64304_

ıitial Calibration Source: VENTURES____

Continuing Calibration Source: SPEX_____

Concentration Units: ug/L

Analyte	Initial Calibration True	Initial Calibration Found	Initial Calibration %R(1)	Continuing Calibration True	Continuing Calibration Found	Continuing Calibration %R(1)	Continuing Calibration Found	Continuing Calibration %R(1)	M
Aluminum									NR
Antimony									NR
Arsenic									NR
Barium									NR
Beryllium									NR
Cadmium	500.0	495.10	99.0	100.0	98.24	98.2	98.64	98.6	P
Calcium									NR
Chromium	500.0	499.70	99.9	200.0	201.90	101.0	204.10	102.0	P
Cobalt									NR
Copper									NR
Iron									NR
Lead	1000.0	1010.00	101.0	400.0	399.60	99.9	400.00	100.0	P
Magnesium									NR
Manganese	500.0	495.90	99.2	200.0	197.20	98.6	198.00	99.0	P
Mercury									NR
Nickel	500.0	504.50	100.9	200.0	200.10	100.0	201.80	100.9	P
Potassium									NR
Selenium									NR
Silver									NR
Sodium									NR
Thallium									NR
Vanadium									NR
Zinc									NR
Cyanide									NR

(1) Control Limits: Mercury 80-120; Other Metals 90-110; Cyanide 85-115

U.S. EPA - CLP

2A
INITIAL AND CONTINUING CALIBRATION VERIFICATION

b Name: ITS_ENVIRONMENTAL_____ Contract: 93206_____

ab Code: INCHVT Case No.: 93206_ SAS No.: _____ SDG No.: 64304_

itial Calibration Source: VENTURES___

ontinuing Calibration Source: SPEX_____

Concentration Units: ug/L

nalyte	Initial Calibration True	Initial Calibration Found	Initial Calibration %R(1)	Continuing Calibration True	Continuing Calibration Found	Continuing Calibration %R(1)	Continuing Calibration Found	Continuing Calibration %R(1)	M
Aluminum_									NR
ntimony_									NR
rsenic__									NR
Barium___									NR
Beryllium									NR
admium__				100.0	99.23	99.2	98.57	98.6	P_
alcium__									NR
Chromium_				200.0	206.10	103.0	204.90	102.4	P_
obalt___									NR
opper___									NR
Iron____									NR
ead____				400.0	402.10	100.5	401.30	100.3	P_
agnesium									NR
Manganese				200.0	199.50	99.8	199.10	99.6	P_
Mercury__									NR
ickel___				200.0	204.30	102.2	202.60	101.3	P_
otassium									NR
Selenium_									NR
ilver___									NR
odium___									NR
Thallium_									NR
anadium_									NR
inc____									NR
Cyanide__									NR

(1) Control Limits: Mercury 80-120; Other Metals 90-110; Cyanide 85-115

U.S. EPA - CLP

2B
CRDL STANDARD FOR AA AND ICP

Lab Name: ITS_ENVIRONMENTAL_____ Contract: 93206_____

Lab Code: INCHVT Case No.: 93206_ SAS No.: _____ SDG No.: 64304_

CRDL Standard Source: VENTURES____

ICP CRDL Standard Source: VENTURES____

Concentration Units: ug/L

Analyte	CRDL Standard for AA			CRDL Standard for ICP				
					Initial		Final	
	True	Found	%R	True	Found	%R	Found	%R
Aluminum								
Antimony								
Arsenic								
Barium								
Beryllium								
Cadmium				10.0	10.62	106.2	10.40	104.0
Calcium								
Chromium				20.0	21.08	105.4	22.71	113.6
Cobalt								
Copper								
Iron								
Lead				6.0	5.22	87.0	6.31	105.2
Magnesium								
Manganese				30.0	31.63	105.4	31.31	104.4
Mercury								
Nickel				80.0	84.41	105.5	92.70	115.9
Potassium								
Selenium								
Silver								
Sodium								
Thallium								
Vanadium								
Zinc								

U.S. EPA - CLP

3
BLANKS

b Name: ITS_ENVIRONMENTAL_____ Contract: 93206_____

ab Code: INCHVT Case No.: 93206_ SAS No.: _____ SDG No.: 64304_

eparation Blank Matrix (soil/water): WATER

reparation Blank Concentration Units (ug/L or mg/kg): UG/L_

Analyte	Initial Calib. Blank (ug/L)	C	Continuing Calibration Blank (ug/L) 1	C	2	C	3	C	Prepa-ration Blank	C	M
luminum											NR
Antimony											NR
rsenic											NR
arium											NR
eryllium											NR
Cadmium	0.4	U	0.4	U	0.4	U	0.4	U	0.400	U	P
alcium											NR
hromium	0.8	U	-0.8	B	0.8	U	0.8	U	0.800	U	P
Cobalt											NR
opper											NR
ron											NR
Lead	3.0	U	3.0	U	3.0	U	3.0	U	3.000	U	P
Magnesium											NR
anganese	0.8	U	0.8	U	0.8	U	0.8	U	0.800	U	P
ercury											NR
Nickel	2.3	U	2.3	U	2.3	U	2.3	U	2.300	U	P
otassium											NR
elenium											NR
Silver											NR
odium											NR
hallium											NR
Vanadium											NR
Zinc											NR
yanide											NR

U.S. EPA - CLP

3
BLANKS

Lab Name: ITS_ENVIRONMENTAL_____ Contract: 93206_____

Lab Code: INCHVT Case No.: 93206_ SAS No.: _____ SDG No.: 64304_

Preparation Blank Matrix (soil/water): _____

Preparation Blank Concentration Units (ug/L or mg/kg): _____

Analyte	Initial Calib. Blank (ug/L)	C	Continuing Calibration Blank (ug/L) 1	C	2	C	3	C	Prepa-ration Blank	C	M
Aluminum											NR
Antimony											NR
Arsenic											NR
Barium											NR
Beryllium											NR
Cadmium			0.4	U							P
Calcium											NR
Chromium			0.8	U							P
Cobalt											NR
Copper											NR
Iron											NR
Lead			3.0	U							P
Magnesium											NR
Manganese			0.8	U							P
Mercury											NR
Nickel			2.3	U							P
Potassium											NR
Selenium											NR
Silver											NR
Sodium											NR
Thallium											NR
Vanadium											NR
Zinc											NR
Cyanide											NR

U.S. EPA - CLP

4
ICP INTERFERENCE CHECK SAMPLE

ab Name: ITS_ENVIRONMENTAL_____ Contract: 93206_____

b Code: INCHVT Case No.: 93206_ SAS No: _____ SDG No.: 64304_

CP ID Number: ICP5 TJA 61E ICS Source: VENTURES____

Concentration Units: ug/L

Analyte	True Sol. A	True Sol. AB	Initial Found Sol. A	Initial Found Sol. AB	Initial Found %R	Final Found Sol. A	Final Found Sol. AB	Final Found %R
Aluminum								
Antimony								
Arsenic								
Barium								
Beryllium								
Cadmium	0	924	4	956.7	103.5	4	955.9	103.5
Calcium								
Chromium	0	476	4	490.3	103.0	4	497.9	104.6
Cobalt								
Copper								
Iron								
Lead	0	50	3	51.3	102.6	5	54.8	109.6
Magnesium								
Manganese	0	460	-3	481.2	104.6	-4	486.2	105.7
Mercury								
Nickel	0	920	-1	952.1	103.5	-1	964.8	104.9
Potassium								
Selenium								
Silver								
Sodium								
Thallium								
Vanadium								
Zinc								

U.S. EPA - CLP

7
LABORATORY CONTROL SAMPLE

ab Name: ITS_ENVIRONMENTAL_____ Contract: 93206_____

b Code: INCHVT Case No.: 93206_ SAS No.: _____ SDG No.: 64304_

olid LCS Source: _____

ueous LCS Source: VENTURES____

Analyte	Aqueous (ug/L) True	Found	%R	Solid (mg/kg) True	Found	C	Limits		%R
luminum_									
Antimony_									
rsenic__									
arium___									
Beryllium									
admium__	525.0	518.60	98.8_						
alcium__									
hromium_	500.0	504.30	100.9_						
Cobalt___									
opper___									
ron_____									
Lead_____	1015.0	1012.00	99.7_						
agnesium									
anganese	500.0	493.00	98.6_						
Mercury__									
Nickel___	500.0	507.20	101.4_						
otassium									
elenium_									
Silver___									
odium___									
hallium_									
Vanadium_									
inc_____									
yanide__									

U.S. EPA - CLP

8

STANDARD ADDITION RESULTS

Name: ITS_ENVIRONMENTAL________ Contract:93206_____

Code: INCHVT Case No.: 93206_ SAS No.:_______ SDG No.:64304_

Concentration Units: ug/L

EPA Sample No.	An	0 ADD ABS	1 ADD		2 ADD		3 ADD		Final Conc.	r	Q
			CON	ABS	CON	ABS	CON	ABS			

U.S. EPA - CLP

9

ICP SERIAL DILUTION

EPA SAMPLE NO.

AL089L

b Name: ITS_ENVIRONMENTAL_____ Contract: 93206_____

ab Code: INCHVT Case No.: 93206_ SAS No.: _____ SDG No.: 64304_

atrix (soil/water): WATER Level (low/med): LOW__

Concentration Units: ug/L

Analyte	Initial Sample Result (I)	C	Serial Dilution Result (S)	C	% Difference	Q	M
Aluminum							NR
Antimony							NR
Arsenic							NR
Barium							NR
Beryllium							NR
Cadmium	0.40	U	2.00	U			P
Calcium							NR
Chromium	0.80	U	4.00	U			P
Cobalt							NR
Copper							NR
Iron							NR
Lead	3.00	U	15.00	U			P
Magnesium							NR
Manganese	19.55		19.99	B	2.3		P
Mercury							NR
Nickel	2.30	U	11.50	U			P
Potassium							NR
Selenium							NR
Silver							NR
Sodium							NR
Thallium							NR
Vanadium							NR
Zinc							NR

U.S. EPA - CLP

10
Instrument Detection Limits (Quarterly)

Lab Name: ITS_ENVIRONMENTAL_____ Contract: 93206_____

Lab Code: INCHVT Case No.: 93206_ SAS No.: _____ SDG No.: 64304_

ICP ID Number: ICP5_TJA_61E Date: 04/01/97

Flame AA ID Number : _____

Furnace AA ID Number : _____

Analyte	Wave-length (nm)	Back-ground	CRDL (ug/L)	IDL (ug/L)	M
Aluminum			200		NR
Antimony			60		NR
Arsenic			10		NR
Barium			200		NR
Beryllium			5		NR
Cadmium	226.50		5	0.4	P
Calcium			5000		NR
Chromium	267.72		10	0.8	P
Cobalt			50		NR
Copper			25		NR
Iron			100		NR
Lead	220.35		3	3.0	P
Magnesium			5000		NR
Manganese	294.92		15	0.8	P
Mercury			0.2		NR
Nickel	231.60		40	2.3	P
Potassium			5000		NR
Selenium			5		NR
Silver			10		NR
Sodium			5000		NR
Thallium			10		NR
Vanadium			50		NR
Zinc			20		NR

Comments:

U.S. EPA - CLP

11A
ICP INTERELEMENT CORRECTION FACTORS (ANNUALLY)

Lab Name: ITS_ENVIRONMENTAL_____ Contract: 93206_____

Lab Code: INCHVT Case No.: 93206_ SAS No.: _____ SDG No.: 64304_

ICP ID Number: ICP5 TJA 61E Date: 01/01/97

Analyte	Wave-length (nm)	Interelement Correction Factors for : Al	Ca	Fe	Mg	CD_
Aluminum	237.31	0.0000000	0.0000000	-0.0004721	0.0000000	0.0000000
Antimony	206.84	0.0000000	0.0000000	0.0000310	0.0000000	0.0000000
Arsenic	189.04	0.0000000	0.0000000	-0.0000520	0.0000000	0.0000000
Barium	493.41	0.0000000	0.0000000	0.0000040	0.0000000	0.0000000
Beryllium	313.04	0.0000000	0.0000000	0.0000000	0.0000000	0.0000000
Cadmium	226.50	-0.0000020	0.0000000	0.0001380	0.0000000	0.0000000
Calcium	317.93	0.0000000	0.0000000	0.0000000	0.0000000	0.0000000
Chromium	267.72	0.0000000	0.0000000	0.0000000	0.0000000	-0.0002050
Cobalt	228.61	0.0000000	0.0000000	0.0000000	0.0000000	0.0002010
Copper	324.75	0.0000000	0.0000000	-0.0000580	0.0000000	0.0000000
Iron	271.44	0.0000000	0.0000000	0.0000000	0.0000000	0.0000000
Lead	220.35	0.0004860	0.0000000	0.0000960	0.0000080	0.0000000
Magnesium	279.08	0.0000000	0.0000000	0.0000000	0.0000000	0.0000000
Manganese	294.92	0.0000000	0.0000000	0.0004730	0.0000000	0.0000000
Mercury						
Nickel	231.60	0.0000000	0.0000000	0.0000000	0.0000000	0.0000000
Potassium	766.49	0.0000000	0.0000000	0.0000000	0.0000000	0.0000000
Selenium	196.03	0.0000000	0.0000000	-0.0000210	0.0000080	0.0000000
Silver	328.07	0.0000080	0.0000070	0.0000150	0.0000020	0.0000000
Sodium	330.23	0.0000000	0.0000000	0.0000000	0.0000000	0.0000000
Thallium	190.86	-0.0000080	0.0000000	-0.0000650	0.0000000	0.0000000
Vanadium	292.40	0.0000000	0.0000000	0.0000250	0.0000000	0.0000000
Zinc	213.85	0.0000000	0.0000000	0.0000000	0.0000000	0.0000000

Comments:

U.S. EPA - CLP

11B
ICP INTERELEMENT CORRECTION FACTORS (ANNUALLY)

Lab Name: ITS_ENVIRONMENTAL_____ Contract: 93206_____

Lab Code: INCHVT Case No.: 93206_ SAS No.: _____ SDG No.: 64304_

ICP ID Number: ICP5 TJA 61E Date: 01/01/97

Analyte	Wave-length (nm)	Interelement Correction Factors for : CO_	CR_	MN_	NI_	TI_
Aluminum	237.31	0.0010260	-0.0001500	0.0004560	0.0000000	0.0000000
Antimony	206.84	0.0000000	0.0106700	0.0000000	-0.0010930	0.0009800
Arsenic	189.04	0.0000000	0.0000130	-0.0000260	0.0000000	0.0000000
Barium	493.41	0.0000000	0.0000000	0.0000000	0.0000000	0.0000000
Beryllium	313.04	0.0000000	0.0000000	0.0000000	0.0000000	0.0006000
Cadmium	226.50	0.0000190	0.0000000	0.0000000	-0.0001420	0.0001100
Calcium	317.93	0.0000000	0.0000000	0.0000000	0.0000000	0.0000000
Chromium	267.72	0.0000000	0.0000000	0.0000200	0.0000000	0.0000000
Cobalt	228.61	0.0000000	0.0000760	0.0000000	0.0001550	0.0021800
Copper	324.75	-0.0006200	0.0000000	0.0000000	0.0000000	0.0000000
Iron	271.44	0.0834400	0.0000000	-0.0010430	-0.0005400	0.0000000
Lead	220.35	-0.0032100	-0.0000200	0.0000000	0.0001830	0.0002200
Magnesium	279.08	0.0000000	0.0000000	0.0000000	0.0000000	0.0000000
Manganese	294.92	0.0000000	-0.0001100	0.0000000	0.0000000	0.0000000
Mercury						
Nickel	231.60	0.0005300	0.0000000	-0.0000770	0.0000000	0.0000000
Potassium	766.49	0.0000000	0.0000000	0.0000000	0.0000000	0.0000000
Selenium	196.03	0.0003320	0.0000000	0.0003360	0.0000000	0.0000000
Silver	328.07	0.0000000	0.0000450	0.0001060	0.0000000	0.0004400
Sodium	330.23	0.0000000	0.0000000	0.0000000	0.0000000	0.0000000
Thallium	190.86	0.0031500	0.0003050	-0.0053100	0.0000000	0.0003200
Vanadium	292.40	0.0000000	-0.0014900	-0.0000760	0.0000000	0.0005480
Zinc	213.85	0.0000000	0.0000000	0.0000000	0.0000000	0.0000000

Comments:

U.S. EPA - CLP

11B
ICP INTERELEMENT CORRECTION FACTORS (ANNUALLY)

Lab Name: ITS_ENVIRONMENTAL_____ Contract: 93206_____

Lab Code: INCHVT Case No.: 93206_ SAS No.: _____ SDG No.: 64304_

ICP ID Number: ICP5 TJA 61E Date: 01/01/97

Analyte	Wave-length (nm)	Interelement Correction Factors for : V__	ZN_	___	___	___
Aluminum	237.31	-0.0041100	0.0000000			
Antimony	206.84	-0.0107300	0.0002410			
Arsenic	189.04	-0.0010590	0.0000000			
Barium	493.41	0.0000420	0.0000000			
Beryllium	313.04	0.0000000	0.0000000			
Cadmium	226.50	0.0000000	0.0000000			
Calcium	317.93	0.0000000	0.0000000			
Chromium	267.72	0.0000000	0.0000000			
Cobalt	228.61	0.0000000	0.0000000			
Copper	324.75	-0.0001320	0.0000000			
Iron	271.44	0.0076000	0.0000000			
Lead	220.35	0.0000000	0.0000000			
Magnesium	279.08	0.0000000	0.0000000			
Manganese	294.92	0.0048700	0.0000000			
Mercury						
Nickel	231.60	-0.0001520	0.0000000			
Potassium	766.49	0.0000000	0.0000000			
Selenium	196.03	0.0001120	0.0000000			
Silver	328.07	0.0004460	0.0000000			
Sodium	330.23	0.0000000	-0.1301000			
Thallium	190.86	0.0018800	0.0000000			
Vanadium	292.40	0.0000000	0.0000000			
Zinc	213.85	-0.0054500	0.0000000			

Comments:

_____
_____
_____
_____

U.S. EPA - CLP

12
ICP LINEAR RANGES (QUARTERLY)

b Name: ITS_ENVIRONMENTAL_____ Contract: 93206_____

b Code: INCHVT Case No.: 93206_ SAS No.: _____ SDG No.: 64304_

CP ID Number: ICP5 TJA 61E Date: 04/01/97

Analyte	Integ. Time (sec.)	Concentration (ug/L)	M
Aluminum	10.00	500000.0	P
Antimony	10.00	100000.0	P
Arsenic	10.00	10000.0	P
Barium	10.00	25000.0	P
Beryllium	10.00	5000.0	P
Cadmium	10.00	5000.0	P
Calcium	10.00	500000.0	P
Chromium	10.00	100000.0	P
Cobalt	10.00	100000.0	P
Copper	10.00	100000.0	P
Iron	10.00	500000.0	P
Lead	10.00	100000.0	P
Magnesium	10.00	500000.0	P
Manganese	10.00	100000.0	P
Mercury			NR
Nickel	10.00	50000.0	P
Potassium	10.00	100000.0	P
Selenium	10.00	5000.0	P
Silver	10.00		P
Sodium	10.00	100000.0	P
Thallium	10.00	10000.0	P
Vanadium	10.00	100000.0	P
Zinc	10.00	20000.0	P

mments:

U.S. EPA - CLP

13
PREPARATION LOG

b Name: ITS_ENVIRONMENTAL_____ Contract: 93206_____

b Code: INCHVT Case No.:_93206_ SAS No.: _____ SDG No.:64304_

ethod: P_

EPA Sample No.	Preparation Date	Weight (gram)	Volume (mL)
AL089	04/08/97		100
LCSW	04/08/97		100
PBW	04/08/97		100

U.S. EPA - CLP

14
ANALYSIS RUN LOG

Name: ITS_ENVIRONMENTAL_____ Contract: 93206_____

Code: INCHVT Case No.: 93206_ SAS No.: _____ SDG No.:64304_

Instrument ID Number: ICP5 TJA 61E_ Method: P_

Start Date: 04/15/97 End Date: 04/15/97

EPA Sample No.	D/F	Time	% R	Analytes																							
				AL	SB	AS	BA	BE	CD	CA	CR	CO	CU	FE	PB	MG	MN	HG	NI	K	SE	AG	NA	TL	V	ZN	CN
	1.00	1636		X	X	X	X	X	X	X	X	X	X	X	X	X	X		X	X	X	X	X	X	X	X	
S	1.00	1640		X						X				X		X				X			X				
	1.00	1644			X	X									X						X			X			
	1.00	1648					X	X	X		X	X	X				X		X			X			X	X	
ICV	1.00	1653							X		X				X		X		X								
ICB	1.00	1658							X		X				X		X		X								
ICSA	1.00	1702							X		X				X		X		X								
ICSAB	1.00	1707							X		X				X		X		X								
CRI	1.00	1711							X		X				X		X		X								
CV	1.00	1716							X		X				X		X		X								
CCB	1.00	1720							X		X				X		X		X								
PBW	1.00	1724							X		X				X		X		X								
ICSW	1.00	1729							X		X				X		X		X								
L089	1.00	1733							X		X				X		X		X								
AL089L	5.00	1738							X		X				X		X		X								
ZZZZZZ	1.00	1742																									
ZZZZZ	5.00	1746																									
ZZZZZZ	1.00	1751																									
ZZZZZZ	1.00	1755																									
ZZZZZ	1.00	1759																									
ZZZZZZ	1.00	1804																									
CCV	1.00	1808							X		X				X		X		X								
CB	1.00	1812							X		X				X		X		X								
ZZZZZ	1.00	1817																									
ZZZZZZ	1.00	1821																									
ZZZZZZ	1.00	1826																									
ZZZZZ	1.00	1830																									
ZZZZZZ	1.00	1834																									
ZZZZZZ	1.00	1839																									
ZZZZZ	1.00	1843																									
ZZZZZ	1.00	1847																									
ZZZZZZ	1.00	1852																									

U.S. EPA - CLP

14
ANALYSIS RUN LOG

ɔ Name: ITS_ENVIRONMENTAL_____ Contract: 93206_____

ɔb Code: INCHVT Case No.: 93206_ SAS No.: _____ SDG No.:64304_

ustrument ID Number: ICP5 TJA 61E_ Method: P_

art Date: 04/15/97 End Date: 04/15/97

EPA Sample No.	D/F	Time	% R	Analytes																							
				AL	SB	AS	BA	BE	CD	CA	CR	CO	CU	FE	PB	MG	MN	HG	NI	K	SE	AG	NA	TL	V	ZN	CN
ZZZZZ	1.00	1856																									
CCV	1.00	1901							X		X				X		X		X								
CB	1.00	1905							X		X				X		X		X								
ZZZZZ	1.00	1910																									
ZZZZZZ	1.00	1914																									
ZZZZZ	5.00	1918																									
ZZZZZ	1.00	1923																									
ZZZZZZ	1.00	1927																									
ZZZZZZ	1.00	1931																									
ZZZZZ	1.00	1936																									
ICSA	1.00	1940							X		X				X		X		X								
ICSAB	1.00	1944							X		X				X		X		X								
RI	1.00	1949							X		X				X		X		X								
CV	1.00	1953							X		X				X		X		X								
CCB	1.00	1958							X		X				X		X		X								

1A
VOLATILE ORGANICS ANALYSIS DATA SHEET

EPA SAMPLE NO.

AL070

Lab Name: ITS ENVIRONMENTAL Contract: 93206

Lab Code: INCHVT Case No.: 93206 SAS No.: SDG No.: 64304

Matrix: (soil/water) WATER Lab Sample ID: 327562

Sample wt/vol: 5.000 (g/mL) ML Lab File ID: L327562V

Level: (low/med) LOW Date Received: 03/20/97

% Moisture: not dec. _____ Date Analyzed: 03/25/97

GC Column: DB-624 ID: 0.53 (mm) Dilution Factor: 1.0

Soil Extract Volume:_____(uL) Soil Aliquot Volume: _____(uL)

CAS NO.	COMPOUND	CONCENTRATION UNITS: (ug/L or ug/Kg) UG/L	Q
75-71-8	Dichlorodifluoromethane	0.50	U
74-87-3	Chloromethane	0.50	U
75-01-4	Vinyl Chloride	0.50	U
74-83-9	Bromomethane	0.50	U
75-00-3	Chloroethane	0.50	U
75-69-4	Trichlorofluoromethane	0.50	U
67-64-1	Acetone	5.0	U
75-35-4	1,1-Dichloroethene	0.50	U
156-60-5	trans-1,2-Dichloroethene	0.50	U
75-15-0	Carbon Disulfide	0.50	U
75-09-2	Methylene Chloride	0.50	U
75-34-3	1,1-Dichloroethane	0.50	U
156-59-2	cis-1,2-Dichloroethene	0.50	U
78-93-3	2-Butanone	5.0	U
590-20-7	2,2-Dichloropropane	0.50	U
67-66-3	Chloroform	0.50	U
74-97-5	Bromochloromethane	0.50	U
71-55-6	1,1,1-Trichloroethane	0.50	U
563-58-6	1,1-Dichloropropene	0.50	U
56-23-5	Carbon Tetrachloride	0.50	U
107-06-2	1,2-Dichloroethane	0.50	U
71-43-2	Benzene	0.50	U
79-01-6	Trichloroethene	0.50	U
78-87-5	1,2-Dichloropropane	0.50	U
75-27-4	Bromodichloromethane	0.50	U
74-95-3	Dibromomethane	0.50	U
108-10-1	4-Methyl-2-Pentanone	5.0	U
10061-01-5	cis-1,3-Dichloropropene	0.50	U
108-88-3	Toluene	0.50	U
10061-02-6	trans-1,3-Dichloropropene	0.50	U
79-00-5	1,1,2-Trichloroethane	0.50	U
591-78-6	2-Hexanone	5.0	U
142-28-9	1,3-Dichloropropane	0.50	U

1A
VOLATILE ORGANICS ANALYSIS DATA SHEET

EPA SAMPLE NO.

AL070

Lab Name: ITS ENVIRONMENTAL Contract: 93206

Lab Code: INCHVT Case No.: 93206 SAS No.: SDG No.: 64304

Matrix: (soil/water) WATER Lab Sample ID: 327562

Sample wt/vol: 5.000 (g/mL) ML Lab File ID: L327562V

Level: (low/med) LOW Date Received: 03/20/97

% Moisture: not dec. _____ Date Analyzed: 03/25/97

GC Column: DB-624 ID: 0.53 (mm) Dilution Factor: 1.0

Soil Extract Volume:_____(uL) Soil Aliquot Volume: _____(uL)

CAS NO.	COMPOUND	CONCENTRATION UNITS: (ug/L or ug/Kg) UG/L	Q
127-18-4	Tetrachloroethene	0.50	U
124-48-1	Dibromochloromethane	0.50	U
106-93-4	1,2-Dibromoethane	0.50	U
108-90-7	Chlorobenzene	0.50	U
630-20-6	1,1,1,2-Tetrachloroethane	0.50	U
100-41-4	Ethylbenzene	0.50	U
1330-20-7	Xylene (total)	0.50	U
100-42-5	Styrene	0.50	U
75-25-2	Bromoform	0.50	U
98-82-8	Isopropylbenzene	0.50	U
79-34-5	1,1,2,2-Tetrachloroethane	0.50	U
96-18-4	1,2,3-Trichloropropane	0.50	U
108-86-1	Bromobenzene	0.50	U
103-65-1	n-Propylbenzene	0.50	U
95-49-8	2-Chlorotoluene	0.50	U
108-67-8	1,3,5-Trimethylbenzene	0.50	U
106-43-4	4-Chlorotoluene	0.50	U
98-06-6	tert-Butylbenzene	0.50	U
95-63-6	1,2,4-Trimethylbenzene	0.50	U
135-98-8	sec-Butylbenzene	0.50	U
99-87-6	p-Isopropyltoluene	0.50	U
541-73-1	1,3-Dichlorobenzene	0.50	U
106-46-7	1,4-Dichlorobenzene	0.50	U
104-51-8	n-Butylbenzene	0.50	U
95-50-1	1,2-Dichlorobenzene	0.50	U
96-12-8	1,2-Dibromo-3-Chloropropane	0.50	U
120-82-1	1,2,4-Trichlorobenzene	0.50	U
87-68-3	Hexachlorobutadiene	0.50	U
91-20-3	Naphthalene	0.50	U
87-61-6	1,2,3-Trichlorobenzene	0.50	U

1E
VOLATILE ORGANICS ANALYSIS DATA SHEET
TENTATIVELY IDENTIFIED COMPOUNDS

EPA SAMPLE NO.

AL070

Lab Name: ITS ENVIRONMENTAL Contract: 93206

Lab Code: INCHVT Case No.: 93206 SAS No.: SDG No.: 64304

Matrix: (soil/water) WATER Lab Sample ID: 327562

Sample wt/vol: 5.000 (g/mL) ML Lab File ID: L327562V

Level: (low/med) LOW Date Received: 03/20/97

% Moisture: not dec. _____ Date Analyzed: 03/25/97

GC Column: DB-624 ID: 0.53 (mm) Dilution Factor: 1.0

Soil Extract Volume:_____(uL) Soil Aliquot Volume: _____(uL)

Number TICs found: 0

CONCENTRATION UNITS:
(ug/L or ug/Kg) ug/L

CAS NUMBER	COMPOUND NAME	RT	EST. CONC.	Q
1.				
2.				
3.				
4.				
5.				
6.				
7.				
8.				
9.				
10.				
11.				
12.				
13.				
14.				
15.				
16.				
17.				
18.				
19.				
20.				
21.				
22.				
23.				
24.				
25.				
26.				
27.				
28.				
29.				
30.				

1A
VOLATILE ORGANICS ANALYSIS DATA SHEET

EPA SAMPLE NO.

AL071

Lab Name: ITS ENVIRONMENTAL Contract: 93206

Lab Code: INCHVT Case No.: 93206 SAS No.: SDG No.: 64304

Matrix: (soil/water) WATER Lab Sample ID: 327550

Sample wt/vol: 5.000 (g/mL) ML Lab File ID: L327550V

Level: (low/med) LOW Date Received: 03/20/97

% Moisture: not dec. _____ Date Analyzed: 03/25/97

GC Column: DB-624 ID: 0.53 (mm) Dilution Factor: 1.0

Soil Extract Volume:_____(uL) Soil Aliquot Volume: _____(uL)

CAS NO.	COMPOUND	CONCENTRATION UNITS: (ug/L or ug/Kg) UG/L	Q
75-71-8	Dichlorodifluoromethane	0.50	U
74-87-3	Chloromethane	0.50	U
75-01-4	Vinyl Chloride	0.50	U
74-83-9	Bromomethane	0.50	U
75-00-3	Chloroethane	0.50	U
75-69-4	Trichlorofluoromethane	0.50	U
67-64-1	Acetone	5.0	U
75-35-4	1,1-Dichloroethene	0.50	U
156-60-5	trans-1,2-Dichloroethene	0.50	U
75-15-0	Carbon Disulfide	0.50	U
75-09-2	Methylene Chloride	0.50	U
75-34-3	1,1-Dichloroethane	0.50	U
156-59-2	cis-1,2-Dichloroethene	0.50	U
78-93-3	2-Butanone	5.0	U
590-20-7	2,2-Dichloropropane	0.50	U
67-66-3	Chloroform	0.50	U
74-97-5	Bromochloromethane	0.50	U
71-55-6	1,1,1-Trichloroethane	0.50	U
563-58-6	1,1-Dichloropropene	0.50	U
56-23-5	Carbon Tetrachloride	0.50	U
107-06-2	1,2-Dichloroethane	0.50	U
71-43-2	Benzene	0.50	U
79-01-6	Trichloroethene	0.50	U
78-87-5	1,2-Dichloropropane	0.50	U
75-27-4	Bromodichloromethane	0.50	U
74-95-3	Dibromomethane	0.50	U
108-10-1	4-Methyl-2-Pentanone	5.0	U
10061-01-5	cis-1,3-Dichloropropene	0.50	U
108-88-3	Toluene	0.50	U
10061-02-6	trans-1,3-Dichloropropene	0.50	U
79-00-5	1,1,2-Trichloroethane	0.50	U
591-78-6	2-Hexanone	5.0	U
142-28-9	1,3-Dichloropropane	0.50	U

1A
VOLATILE ORGANICS ANALYSIS DATA SHEET

EPA SAMPLE NO.

AL071

Lab Name: ITS ENVIRONMENTAL Contract: 93206

Lab Code: INCHVT Case No.: 93206 SAS No.: SDG No.: 64304

Matrix: (soil/water) WATER Lab Sample ID: 327550

Sample wt/vol: 5.000 (g/mL) ML Lab File ID: L327550V

Level: (low/med) LOW Date Received: 03/20/97

% Moisture: not dec. _____ Date Analyzed: 03/25/97

GC Column: DB-624 ID: 0.53 (mm) Dilution Factor: 1.0

Soil Extract Volume:_____(uL) Soil Aliquot Volume: _____(uL)

CAS NO.	COMPOUND	CONCENTRATION UNITS: (ug/L or ug/Kg) UG/L	Q
127-18-4	Tetrachloroethene	0.50	U
124-48-1	Dibromochloromethane	0.50	U
106-93-4	1,2-Dibromoethane	0.50	U
108-90-7	Chlorobenzene	0.50	U
630-20-6	1,1,1,2-Tetrachloroethane	0.50	U
100-41-4	Ethylbenzene	0.50	U
1330-20-7	Xylene (total)	0.50	U
100-42-5	Styrene	0.50	U
75-25-2	Bromoform	0.50	U
98-82-8	Isopropylbenzene	0.50	U
79-34-5	1,1,2,2-Tetrachloroethane	0.50	U
96-18-4	1,2,3-Trichloropropane	0.50	U
108-86-1	Bromobenzene	0.50	U
103-65-1	n-Propylbenzene	0.50	U
95-49-8	2-Chlorotoluene	0.50	U
108-67-8	1,3,5-Trimethylbenzene	0.50	U
106-43-4	4-Chlorotoluene	0.50	U
98-06-6	tert-Butylbenzene	0.50	U
95-63-6	1,2,4-Trimethylbenzene	0.50	U
135-98-8	sec-Butylbenzene	0.50	U
99-87-6	p-Isopropyltoluene	0.50	U
541-73-1	1,3-Dichlorobenzene	0.50	U
106-46-7	1,4-Dichlorobenzene	0.50	U
104-51-8	n-Butylbenzene	0.50	U
95-50-1	1,2-Dichlorobenzene	0.50	U
96-12-8	1,2-Dibromo-3-Chloropropane	0.50	U
120-82-1	1,2,4-Trichlorobenzene	0.50	U
87-68-3	Hexachlorobutadiene	0.50	U
91-20-3	Naphthalene	0.50	U
87-61-6	1,2,3-Trichlorobenzene	0.50	U

1E

VOLATILE ORGANICS ANALYSIS DATA SHEET
TENTATIVELY IDENTIFIED COMPOUNDS

EPA SAMPLE NO.

AL071

Lab Name: ITS ENVIRONMENTAL Contract: 93206

Lab Code: INCHVT Case No.: 93206 SAS No.: SDG No.: 64304

Matrix: (soil/water) WATER Lab Sample ID: 327550

Sample wt/vol: 5.000 (g/mL) ML Lab File ID: L327550V

Level: (low/med) LOW Date Received: 03/20/97

% Moisture: not dec. _____ Date Analyzed: 03/25/97

GC Column: DB-624 ID: 0.53 (mm) Dilution Factor: 1.0

Soil Extract Volume:_____(uL) Soil Aliquot Volume: _____(uL)

Number TICs found: 0

CONCENTRATION UNITS:
(ug/L or ug/Kg) ug/L

CAS NUMBER	COMPOUND NAME	RT	EST. CONC.	Q
1.				
2.				
3.				
4.				
5.				
6.				
7.				
8.				
9.				
10.				
11.				
12.				
13.				
14.				
15.				
16.				
17.				
18.				
19.				
20.				
21.				
22.				
23.				
24.				
25.				
26.				
27.				
28.				
29.				
30.				

1A
VOLATILE ORGANICS ANALYSIS DATA SHEET

EPA SAMPLE NO.

AL072

Lab Name: ITS ENVIRONMENTAL Contract: 93206

Lab Code: INCHVT Case No.: 93206 SAS No.: SDG No.: 64304

Matrix: (soil/water) WATER Lab Sample ID: 327552

Sample wt/vol: 5.000 (g/mL) ML Lab File ID: L327552V

Level: (low/med) LOW Date Received: 03/20/97

% Moisture: not dec. _____ Date Analyzed: 03/25/97

GC Column: DB-624 ID: 0.53 (mm) Dilution Factor: 1.0

Soil Extract Volume:_____(uL) Soil Aliquot Volume: _____(uL)

CAS NO.	COMPOUND	CONCENTRATION UNITS: (ug/L or ug/Kg) UG/L	Q
75-71-8	Dichlorodifluoromethane	0.50	U
74-87-3	Chloromethane	0.50	U
75-01-4	Vinyl Chloride	0.50	U
74-83-9	Bromomethane	0.50	U
75-00-3	Chloroethane	0.50	U
75-69-4	Trichlorofluoromethane	0.50	U
67-64-1	Acetone	5.0	U
75-35-4	1,1-Dichloroethene	0.50	U
156-60-5	trans-1,2-Dichloroethene	0.50	U
75-15-0	Carbon Disulfide	0.50	U
75-09-2	Methylene Chloride	0.50	U
75-34-3	1,1-Dichloroethane	0.50	U
156-59-2	cis-1,2-Dichloroethene	0.50	U
78-93-3	2-Butanone	5.0	U
590-20-7	2,2-Dichloropropane	0.50	U
67-66-3	Chloroform	0.50	U
74-97-5	Bromochloromethane	0.50	U
71-55-6	1,1,1-Trichloroethane	0.50	U
563-58-6	1,1-Dichloropropene	0.50	U
56-23-5	Carbon Tetrachloride	0.50	U
107-06-2	1,2-Dichloroethane	0.50	U
71-43-2	Benzene	0.50	U
79-01-6	Trichloroethene	0.50	U
78-87-5	1,2-Dichloropropane	0.50	U
75-27-4	Bromodichloromethane	0.50	U
74-95-3	Dibromomethane	0.50	U
108-10-1	4-Methyl-2-Pentanone	5.0	U
10061-01-5	cis-1,3-Dichloropropene	0.50	U
108-88-3	Toluene	0.50	U
10061-02-6	trans-1,3-Dichloropropene	0.50	U
79-00-5	1,1,2-Trichloroethane	0.50	U
591-78-6	2-Hexanone	5.0	U
142-28-9	1,3-Dichloropropane	0.50	U

1A
VOLATILE ORGANICS ANALYSIS DATA SHEET

EPA SAMPLE NO.

AL072

Lab Name: ITS ENVIRONMENTAL Contract: 93206

Lab Code: INCHVT Case No.: 93206 SAS No.: SDG No.: 64304

Matrix: (soil/water) WATER Lab Sample ID: 327552

Sample wt/vol: 5.000 (g/mL) ML Lab File ID: L327552V

Level: (low/med) LOW Date Received: 03/20/97

% Moisture: not dec. _____ Date Analyzed: 03/25/97

GC Column: DB-624 ID: 0.53 (mm) Dilution Factor: 1.0

Soil Extract Volume:_____(uL) Soil Aliquot Volume: _____(uL)

CAS NO.	COMPOUND	CONCENTRATION UNITS: (ug/L or ug/Kg) UG/L	Q
127-18-4	Tetrachloroethene	0.50	U
124-48-1	Dibromochloromethane	0.50	U
106-93-4	1,2-Dibromoethane	0.50	U
108-90-7	Chlorobenzene	0.50	U
630-20-6	1,1,1,2-Tetrachloroethane	0.50	U
100-41-4	Ethylbenzene	0.50	U
1330-20-7	Xylene (total)	0.50	U
100-42-5	Styrene	0.50	U
75-25-2	Bromoform	0.50	U
98-82-8	Isopropylbenzene	0.50	U
79-34-5	1,1,2,2-Tetrachloroethane	0.50	U
96-18-4	1,2,3-Trichloropropane	0.50	U
108-86-1	Bromobenzene	0.50	U
103-65-1	n-Propylbenzene	0.50	U
95-49-8	2-Chlorotoluene	0.50	U
108-67-8	1,3,5-Trimethylbenzene	0.50	U
106-43-4	4-Chlorotoluene	0.50	U
98-06-6	tert-Butylbenzene	0.50	U
95-63-6	1,2,4-Trimethylbenzene	0.50	U
135-98-8	sec-Butylbenzene	0.50	U
99-87-6	p-Isopropyltoluene	0.50	U
541-73-1	1,3-Dichlorobenzene	0.50	U
106-46-7	1,4-Dichlorobenzene	0.50	U
104-51-8	n-Butylbenzene	0.50	U
95-50-1	1,2-Dichlorobenzene	0.50	U
96-12-8	1,2-Dibromo-3-Chloropropane	0.50	U
120-82-1	1,2,4-Trichlorobenzene	0.50	U
87-68-3	Hexachlorobutadiene	0.50	U
91-20-3	Naphthalene	0.50	U
87-61-6	1,2,3-Trichlorobenzene	0.50	U

1E

VOLATILE ORGANICS ANALYSIS DATA SHEET
TENTATIVELY IDENTIFIED COMPOUNDS

EPA SAMPLE NO.

AL072

Lab Name: ITS ENVIRONMENTAL Contract: 93206

Lab Code: INCHVT Case No.: 93206 SAS No.: SDG No.: 64304

Matrix: (soil/water) WATER Lab Sample ID: 327552

Sample wt/vol: 5.000 (g/mL) ML Lab File ID: L327552V

Level: (low/med) LOW Date Received: 03/20/97

% Moisture: not dec. _____ Date Analyzed: 03/25/97

GC Column: DB-624 ID: 0.53 (mm) Dilution Factor: 1.0

Soil Extract Volume:_____(uL) Soil Aliquot Volume: _____(uL)

Number TICs found: 0

CONCENTRATION UNITS:
(ug/L or ug/Kg) ug/L

	CAS NUMBER	COMPOUND NAME	RT	EST. CONC.	Q
1.					
2.					
3.					
4.					
5.					
6.					
7.					
8.					
9.					
10.					
11.					
12.					
13.					
14.					
15.					
16.					
17.					
18.					
19.					
20.					
21.					
22.					
23.					
24.					
25.					
26.					
27.					
28.					
29.					
30.					

1A
VOLATILE ORGANICS ANALYSIS DATA SHEET

EPA SAMPLE NO.

AL073

Lab Name: ITS ENVIRONMENTAL Contract: 93206

Lab Code: INCHVT Case No.: 93206 SAS No.: SDG No.: 64304

Matrix: (soil/water) WATER Lab Sample ID: 327554

Sample wt/vol: 5.000 (g/mL) ML Lab File ID: L327554V

Level: (low/med) LOW Date Received: 03/20/97

% Moisture: not dec. _____ Date Analyzed: 03/25/97

GC Column: DB-624 ID: 0.53 (mm) Dilution Factor: 1.0

Soil Extract Volume:_____(uL) Soil Aliquot Volume: _____(uL)

CAS NO.	COMPOUND	CONCENTRATION UNITS: (ug/L or ug/Kg) UG/L	Q
75-71-8	Dichlorodifluoromethane	0.50	U
74-87-3	Chloromethane	0.50	U
75-01-4	Vinyl Chloride	0.50	U
74-83-9	Bromomethane	0.50	U
75-00-3	Chloroethane	0.50	U
75-69-4	Trichlorofluoromethane	0.50	U
67-64-1	Acetone	5.0	U
75-35-4	1,1-Dichloroethene	0.50	U
156-60-5	trans-1,2-Dichloroethene	0.50	U
75-15-0	Carbon Disulfide	0.50	U
75-09-2	Methylene Chloride	0.50	U
75-34-3	1,1-Dichloroethane	0.50	U
156-59-2	cis-1,2-Dichloroethene	0.50	U
78-93-3	2-Butanone	5.0	U
590-20-7	2,2-Dichloropropane	0.50	U
67-66-3	Chloroform	0.50	U
74-97-5	Bromochloromethane	0.50	U
71-55-6	1,1,1-Trichloroethane	0.50	U
563-58-6	1,1-Dichloropropene	0.50	U
56-23-5	Carbon Tetrachloride	0.50	U
107-06-2	1,2-Dichloroethane	0.50	U
71-43-2	Benzene	0.50	U
79-01-6	Trichloroethene	0.50	U
78-87-5	1,2-Dichloropropane	0.50	U
75-27-4	Bromodichloromethane	0.50	U
74-95-3	Dibromomethane	0.50	U
108-10-1	4-Methyl-2-Pentanone	5.0	U
10061-01-5	cis-1,3-Dichloropropene	0.50	U
108-88-3	Toluene	0.50	U
10061-02-6	trans-1,3-Dichloropropene	0.50	U
79-00-5	1,1,2-Trichloroethane	0.50	U
591-78-6	2-Hexanone	5.0	U
142-28-9	1,3-Dichloropropane	0.50	U

1A
VOLATILE ORGANICS ANALYSIS DATA SHEET

EPA SAMPLE NO.

AL073

Lab Name: ITS ENVIRONMENTAL Contract: 93206

Lab Code: INCHVT Case No.: 93206 SAS No.: SDG No.: 64304

Matrix: (soil/water) WATER Lab Sample ID: 327554

Sample wt/vol: 5.000 (g/mL) ML Lab File ID: L327554V

Level: (low/med) LOW Date Received: 03/20/97

% Moisture: not dec. _____ Date Analyzed: 03/25/97

GC Column: DB-624 ID: 0.53 (mm) Dilution Factor: 1.0

Soil Extract Volume:_____(uL) Soil Aliquot Volume: _____(uL)

CAS NO.	COMPOUND	CONCENTRATION UNITS: (ug/L or ug/Kg) UG/L	Q
127-18-4	Tetrachloroethene	0.50	U
124-48-1	Dibromochloromethane	0.50	U
106-93-4	1,2-Dibromoethane	0.50	U
108-90-7	Chlorobenzene	0.50	U
630-20-6	1,1,1,2-Tetrachloroethane	0.50	U
100-41-4	Ethylbenzene	0.50	U
1330-20-7	Xylene (total)	0.50	U
100-42-5	Styrene	0.50	U
75-25-2	Bromoform	0.50	U
98-82-8	Isopropylbenzene	0.50	U
79-34-5	1,1,2,2-Tetrachloroethane	0.50	U
96-18-4	1,2,3-Trichloropropane	0.50	U
108-86-1	Bromobenzene	0.50	U
103-65-1	n-Propylbenzene	0.50	U
95-49-8	2-Chlorotoluene	0.50	U
108-67-8	1,3,5-Trimethylbenzene	0.50	U
106-43-4	4-Chlorotoluene	0.50	U
98-06-6	tert-Butylbenzene	0.50	U
95-63-6	1,2,4-Trimethylbenzene	0.50	U
135-98-8	sec-Butylbenzene	0.50	U
99-87-6	p-Isopropyltoluene	0.50	U
541-73-1	1,3-Dichlorobenzene	0.50	U
106-46-7	1,4-Dichlorobenzene	0.50	U
104-51-8	n-Butylbenzene	0.50	U
95-50-1	1,2-Dichlorobenzene	0.50	U
96-12-8	1,2-Dibromo-3-Chloropropane	0.50	U
120-82-1	1,2,4-Trichlorobenzene	0.50	U
87-68-3	Hexachlorobutadiene	0.50	U
91-20-3	Naphthalene	0.50	U
87-61-6	1,2,3-Trichlorobenzene	0.50	U

1E

VOLATILE ORGANICS ANALYSIS DATA SHEET
TENTATIVELY IDENTIFIED COMPOUNDS

EPA SAMPLE NO.

AL073

Lab Name: ITS ENVIRONMENTAL Contract: 93206

Lab Code: INCHVT Case No.: 93206 SAS No.: SDG No.: 64304

Matrix: (soil/water) WATER Lab Sample ID: 327554

Sample wt/vol: 5.000 (g/mL) ML Lab File ID: L327554V

Level: (low/med) LOW Date Received: 03/20/97

% Moisture: not dec. _____ Date Analyzed: 03/25/97

GC Column: DB-624 ID: 0.53 (mm) Dilution Factor: 1.0

Soil Extract Volume:_____(uL) Soil Aliquot Volume: _____(uL)

Number TICs found: 1

CONCENTRATION UNITS:
(ug/L or ug/Kg) ug/L

CAS NUMBER	COMPOUND NAME	RT	EST. CONC.	Q
1. 75-45-6	METHANE, CHLORODIFLUORO-	2.14	63	NJ
2.				
3.				
4.				
5.				
6.				
7.				
8.				
9.				
10.				
11.				
12.				
13.				
14.				
15.				
16.				
17.				
18.				
19.				
20.				
21.				
22.				
23.				
24.				
25.				
26.				
27.				
28.				
29.				
30.				

1A
VOLATILE ORGANICS ANALYSIS DATA SHEET

EPA SAMPLE NO.

AL074

Lab Name: ITS ENVIRONMENTAL Contract: 93206

Lab Code: INCHVT Case No.: 93206 SAS No.: SDG No.: 64304

Matrix: (soil/water) WATER Lab Sample ID: 327556

Sample wt/vol: 5.000 (g/mL) ML Lab File ID: L327556V

Level: (low/med) LOW Date Received: 03/20/97

% Moisture: not dec. _____ Date Analyzed: 03/25/97

GC Column: DB-624 ID: 0.53 (mm) Dilution Factor: 1.0

Soil Extract Volume:_____(uL) Soil Aliquot Volume: _____(uL)

CAS NO.	COMPOUND	CONCENTRATION UNITS: (ug/L or ug/Kg) UG/L	Q
75-71-8	Dichlorodifluoromethane	0.50	U
74-87-3	Chloromethane	0.50	U
75-01-4	Vinyl Chloride	0.50	U
74-83-9	Bromomethane	0.50	U
75-00-3	Chloroethane	0.50	U
75-69-4	Trichlorofluoromethane	0.50	U
67-64-1	Acetone	5.0	U
75-35-4	1,1-Dichloroethene	0.50	U
156-60-5	trans-1,2-Dichloroethene	0.50	U
75-15-0	Carbon Disulfide	0.50	U
75-09-2	Methylene Chloride	0.50	U
75-34-3	1,1-Dichloroethane	0.50	U
156-59-2	cis-1,2-Dichloroethene	0.50	U
78-93-3	2-Butanone	5.0	U
590-20-7	2,2-Dichloropropane	0.50	U
67-66-3	Chloroform	0.50	U
74-97-5	Bromochloromethane	0.50	U
71-55-6	1,1,1-Trichloroethane	0.50	U
563-58-6	1,1-Dichloropropene	0.50	U
56-23-5	Carbon Tetrachloride	0.50	U
107-06-2	1,2-Dichloroethane	0.50	U
71-43-2	Benzene	0.50	U
79-01-6	Trichloroethene	0.50	U
78-87-5	1,2-Dichloropropane	0.50	U
75-27-4	Bromodichloromethane	0.50	U
74-95-3	Dibromomethane	0.50	U
108-10-1	4-Methyl-2-Pentanone	5.0	U
10061-01-5	cis-1,3-Dichloropropene	0.50	U
108-88-3	Toluene	0.50	U
10061-02-6	trans-1,3-Dichloropropene	0.50	U
79-00-5	1,1,2-Trichloroethane	0.50	U
591-78-6	2-Hexanone	5.0	U
142-28-9	1,3-Dichloropropane	0.50	U

1A
VOLATILE ORGANICS ANALYSIS DATA SHEET

EPA SAMPLE NO.

AL074

Lab Name: ITS ENVIRONMENTAL Contract: 93206

Lab Code: INCHVT Case No.: 93206 SAS No.: SDG No.: 64304

Matrix: (soil/water) WATER Lab Sample ID: 327556

Sample wt/vol: 5.000 (g/mL) ML Lab File ID: L327556V

Level: (low/med) LOW Date Received: 03/20/97

% Moisture: not dec. _____ Date Analyzed: 03/25/97

GC Column: DB-624 ID: 0.53 (mm) Dilution Factor: 1.0

Soil Extract Volume:_____(uL) Soil Aliquot Volume: _____(uL)

CAS NO.	COMPOUND	CONCENTRATION UNITS: (ug/L or ug/Kg) UG/L	Q
127-18-4	Tetrachloroethene	0.50	U
124-48-1	Dibromochloromethane	0.50	U
106-93-4	1,2-Dibromoethane	0.50	U
108-90-7	Chlorobenzene	0.50	U
630-20-6	1,1,1,2-Tetrachloroethane	0.50	U
100-41-4	Ethylbenzene	0.50	U
1330-20-7	Xylene (total)	0.50	U
100-42-5	Styrene	0.50	U
75-25-2	Bromoform	0.50	U
98-82-8	Isopropylbenzene	0.50	U
79-34-5	1,1,2,2-Tetrachloroethane	0.50	U
96-18-4	1,2,3-Trichloropropane	0.50	U
108-86-1	Bromobenzene	0.50	U
103-65-1	n-Propylbenzene	0.50	U
95-49-8	2-Chlorotoluene	0.50	U
108-67-8	1,3,5-Trimethylbenzene	0.50	U
106-43-4	4-Chlorotoluene	0.50	U
98-06-6	tert-Butylbenzene	0.50	U
95-63-6	1,2,4-Trimethylbenzene	0.50	U
135-98-8	sec-Butylbenzene	0.50	U
99-87-6	p-Isopropyltoluene	0.50	U
541-73-1	1,3-Dichlorobenzene	0.50	U
106-46-7	1,4-Dichlorobenzene	0.50	U
104-51-8	n-Butylbenzene	0.50	U
95-50-1	1,2-Dichlorobenzene	0.50	U
96-12-8	1,2-Dibromo-3-Chloropropane	0.50	U
120-82-1	1,2,4-Trichlorobenzene	0.50	U
87-68-3	Hexachlorobutadiene	0.50	U
91-20-3	Naphthalene	0.50	U
87-61-6	1,2,3-Trichlorobenzene	0.50	U

1E

VOLATILE ORGANICS ANALYSIS DATA SHEET
TENTATIVELY IDENTIFIED COMPOUNDS

EPA SAMPLE NO.

AL074

Lab Name: ITS ENVIRONMENTAL Contract: 93206

Lab Code: INCHVT Case No.: 93206 SAS No.: SDG No.: 64304

Matrix: (soil/water) WATER Lab Sample ID: 327556

Sample wt/vol: 5.000 (g/mL) ML Lab File ID: L327556V

Level: (low/med) LOW Date Received: 03/20/97

% Moisture: not dec. _____ Date Analyzed: 03/25/97

GC Column: DB-624 ID: 0.53 (mm) Dilution Factor: 1.0

Soil Extract Volume:_____(uL) Soil Aliquot Volume: _____(uL)

Number TICs found: 0

CONCENTRATION UNITS:
(ug/L or ug/Kg) ug/L

CAS NUMBER	COMPOUND NAME	RT	EST. CONC.	Q
1.				
2.				
3.				
4.				
5.				
6.				
7.				
8.				
9.				
10.				
11.				
12.				
13.				
14.				
15.				
16.				
17.				
18.				
19.				
20.				
21.				
22.				
23.				
24.				
25.				
26.				
27.				
28.				
29.				
30.				

1A
VOLATILE ORGANICS ANALYSIS DATA SHEET

EPA SAMPLE NO.

AL075

Lab Name: ITS ENVIRONMENTAL Contract: 93206

Lab Code: INCHVT Case No.: 93206 SAS No.: SDG No.: 64304

Matrix: (soil/water) WATER Lab Sample ID: 327558

Sample wt/vol: 5.000 (g/mL) ML Lab File ID: L327558V

Level: (low/med) LOW Date Received: 03/20/97

% Moisture: not dec. _____ Date Analyzed: 03/25/97

GC Column: DB-624 ID: 0.53 (mm) Dilution Factor: 1.0

Soil Extract Volume:_____(uL) Soil Aliquot Volume: _____(uL)

CAS NO.	COMPOUND	CONCENTRATION UNITS: (ug/L or ug/Kg) UG/L	Q
75-71-8	Dichlorodifluoromethane	0.50	U
74-87-3	Chloromethane	0.50	U
75-01-4	Vinyl Chloride	0.50	U
74-83-9	Bromomethane	0.50	U
75-00-3	Chloroethane	0.50	U
75-69-4	Trichlorofluoromethane	0.50	U
67-64-1	Acetone	5.0	U
75-35-4	1,1-Dichloroethene	0.50	U
156-60-5	trans-1,2-Dichloroethene	0.50	U
75-15-0	Carbon Disulfide	0.50	U
75-09-2	Methylene Chloride	0.50	U
75-34-3	1,1-Dichloroethane	0.50	U
156-59-2	cis-1,2-Dichloroethene	0.50	U
78-93-3	2-Butanone	5.0	U
590-20-7	2,2-Dichloropropane	0.50	U
67-66-3	Chloroform	0.50	U
74-97-5	Bromochloromethane	0.50	U
71-55-6	1,1,1-Trichloroethane	0.50	U
563-58-6	1,1-Dichloropropene	0.50	U
56-23-5	Carbon Tetrachloride	0.50	U
107-06-2	1,2-Dichloroethane	0.50	U
71-43-2	Benzene	0.50	U
79-01-6	Trichloroethene	0.50	U
78-87-5	1,2-Dichloropropane	0.50	U
75-27-4	Bromodichloromethane	0.50	U
74-95-3	Dibromomethane	0.50	U
108-10-1	4-Methyl-2-Pentanone	5.0	U
10061-01-5	cis-1,3-Dichloropropene	0.50	U
108-88-3	Toluene	0.50	U
10061-02-6	trans-1,3-Dichloropropene	0.50	U
79-00-5	1,1,2-Trichloroethane	0.50	U
591-78-6	2-Hexanone	5.0	U
142-28-9	1,3-Dichloropropane	0.50	U

1A
VOLATILE ORGANICS ANALYSIS DATA SHEET

EPA SAMPLE NO.

AL075

Lab Name: ITS ENVIRONMENTAL Contract: 93206

Lab Code: INCHVT Case No.: 93206 SAS No.: SDG No.: 64304

Matrix: (soil/water) WATER Lab Sample ID: 327558

Sample wt/vol: 5.000 (g/mL) ML Lab File ID: L327558V

Level: (low/med) LOW Date Received: 03/20/97

% Moisture: not dec. _____ Date Analyzed: 03/25/97

GC Column: DB-624 ID: 0.53 (mm) Dilution Factor: 1.0

Soil Extract Volume:_____(uL) Soil Aliquot Volume: _____(uL)

CAS NO.	COMPOUND	CONCENTRATION UNITS: (ug/L or ug/Kg) UG/L	Q
127-18-4	Tetrachloroethene	0.50	U
124-48-1	Dibromochloromethane	0.50	U
106-93-4	1,2-Dibromoethane	0.50	U
108-90-7	Chlorobenzene	0.50	U
630-20-6	1,1,1,2-Tetrachloroethane	0.50	U
100-41-4	Ethylbenzene	0.50	U
1330-20-7	Xylene (total)	0.50	U
100-42-5	Styrene	0.50	U
75-25-2	Bromoform	0.50	U
98-82-8	Isopropylbenzene	0.50	U
79-34-5	1,1,2,2-Tetrachloroethane	0.50	U
96-18-4	1,2,3-Trichloropropane	0.50	U
108-86-1	Bromobenzene	0.50	U
103-65-1	n-Propylbenzene	0.50	U
95-49-8	2-Chlorotoluene	0.50	U
108-67-8	1,3,5-Trimethylbenzene	0.50	U
106-43-4	4-Chlorotoluene	0.50	U
98-06-6	tert-Butylbenzene	0.50	U
95-63-6	1,2,4-Trimethylbenzene	0.50	U
135-98-8	sec-Butylbenzene	0.50	U
99-87-6	p-Isopropyltoluene	0.50	U
541-73-1	1,3-Dichlorobenzene	0.50	U
106-46-7	1,4-Dichlorobenzene	0.50	U
104-51-8	n-Butylbenzene	0.50	U
95-50-1	1,2-Dichlorobenzene	0.50	U
96-12-8	1,2-Dibromo-3-Chloropropane	0.50	U
120-82-1	1,2,4-Trichlorobenzene	0.50	U
87-68-3	Hexachlorobutadiene	0.50	U
91-20-3	Naphthalene	0.50	U
87-61-6	1,2,3-Trichlorobenzene	0.50	U

1E

VOLATILE ORGANICS ANALYSIS DATA SHEET
TENTATIVELY IDENTIFIED COMPOUNDS

EPA SAMPLE NO.

AL075

Lab Name: ITS ENVIRONMENTAL Contract: 93206

Lab Code: INCHVT Case No.: 93206 SAS No.: SDG No.: 64304

Matrix: (soil/water) WATER Lab Sample ID: 327558

Sample wt/vol: 5.000 (g/mL) ML Lab File ID: L327558V

Level: (low/med) LOW Date Received: 03/20/97

% Moisture: not dec. _____ Date Analyzed: 03/25/97

GC Column: DB-624 ID: 0.53 (mm) Dilution Factor: 1.0

Soil Extract Volume:_____(uL) Soil Aliquot Volume: _____(uL)

Number TICs found: 0

CONCENTRATION UNITS:
(ug/L or ug/Kg) ug/L

CAS NUMBER	COMPOUND NAME	RT	EST. CONC.	Q
1.				
2.				
3.				
4.				
5.				
6.				
7.				
8.				
9.				
10.				
11.				
12.				
13.				
14.				
15.				
16.				
17.				
18.				
19.				
20.				
21.				
22.				
23.				
24.				
25.				
26.				
27.				
28.				
29.				
30.				

1A
VOLATILE ORGANICS ANALYSIS DATA SHEET

EPA SAMPLE NO.

AL076

Lab Name: ITS ENVIRONMENTAL Contract: 93206

Lab Code: INCHVT Case No.: 93206 SAS No.: SDG No.: 64304

Matrix: (soil/water) WATER Lab Sample ID: 327560

Sample wt/vol: 5.000 (g/mL) ML Lab File ID: L327560V

Level: (low/med) LOW Date Received: 03/20/97

% Moisture: not dec. _____ Date Analyzed: 03/25/97

GC Column: DB-624 ID: 0.53 (mm) Dilution Factor: 1.0

Soil Extract Volume:_____(uL) Soil Aliquot Volume: _____(uL)

CAS NO.	COMPOUND	CONCENTRATION UNITS: (ug/L or ug/Kg) UG/L	Q
75-71-8	Dichlorodifluoromethane	0.50	U
74-87-3	Chloromethane	0.50	U
75-01-4	Vinyl Chloride	0.50	U
74-83-9	Bromomethane	0.50	U
75-00-3	Chloroethane	0.50	U
75-69-4	Trichlorofluoromethane	0.50	U
67-64-1	Acetone	5.0	U
75-35-4	1,1-Dichloroethene	0.50	U
156-60-5	trans-1,2-Dichloroethene	0.50	U
75-15-0	Carbon Disulfide	0.50	U
75-09-2	Methylene Chloride	0.50	U
75-34-3	1,1-Dichloroethane	0.50	U
156-59-2	cis-1,2-Dichloroethene	0.50	U
78-93-3	2-Butanone	5.0	U
590-20-7	2,2-Dichloropropane	0.50	U
67-66-3	Chloroform	0.50	U
74-97-5	Bromochloromethane	0.50	U
71-55-6	1,1,1-Trichloroethane	0.50	U
563-58-6	1,1-Dichloropropene	0.50	U
56-23-5	Carbon Tetrachloride	0.50	U
107-06-2	1,2-Dichloroethane	0.50	U
71-43-2	Benzene	0.50	U
79-01-6	Trichloroethene	0.50	U
78-87-5	1,2-Dichloropropane	0.50	U
75-27-4	Bromodichloromethane	0.50	U
74-95-3	Dibromomethane	0.50	U
108-10-1	4-Methyl-2-Pentanone	5.0	U
10061-01-5	cis-1,3-Dichloropropene	0.50	U
108-88-3	Toluene	0.50	U
10061-02-6	trans-1,3-Dichloropropene	0.50	U
79-00-5	1,1,2-Trichloroethane	0.50	U
591-78-6	2-Hexanone	5.0	U
142-28-9	1,3-Dichloropropane	0.50	U

1A
VOLATILE ORGANICS ANALYSIS DATA SHEET

EPA SAMPLE NO.

AL076

Lab Name: ITS ENVIRONMENTAL Contract: 93206

Lab Code: INCHVT Case No.: 93206 SAS No.: SDG No.: 64304

Matrix: (soil/water) WATER Lab Sample ID: 327560

Sample wt/vol: 5.000 (g/mL) ML Lab File ID: L327560V

Level: (low/med) LOW Date Received: 03/20/97

% Moisture: not dec. _____ Date Analyzed: 03/25/97

GC Column: DB-624 ID: 0.53 (mm) Dilution Factor: 1.0

Soil Extract Volume:_____(uL) Soil Aliquot Volume: _____(uL)

CAS NO.	COMPOUND	CONCENTRATION UNITS: (ug/L or ug/Kg) UG/L	Q
127-18-4	Tetrachloroethene	0.50	U
124-48-1	Dibromochloromethane	0.50	U
106-93-4	1,2-Dibromoethane	0.50	U
108-90-7	Chlorobenzene	0.50	U
630-20-6	1,1,1,2-Tetrachloroethane	0.50	U
100-41-4	Ethylbenzene	0.50	U
1330-20-7	Xylene (total)	0.50	U
100-42-5	Styrene	0.50	U
75-25-2	Bromoform	0.50	U
98-82-8	Isopropylbenzene	0.50	U
79-34-5	1,1,2,2-Tetrachloroethane	0.50	U
96-18-4	1,2,3-Trichloropropane	0.50	U
108-86-1	Bromobenzene	0.50	U
103-65-1	n-Propylbenzene	0.50	U
95-49-8	2-Chlorotoluene	0.50	U
108-67-8	1,3,5-Trimethylbenzene	0.50	U
106-43-4	4-Chlorotoluene	0.50	U
98-06-6	tert-Butylbenzene	0.50	U
95-63-6	1,2,4-Trimethylbenzene	0.50	U
135-98-8	sec-Butylbenzene	0.50	U
99-87-6	p-Isopropyltoluene	0.50	U
541-73-1	1,3-Dichlorobenzene	0.50	U
106-46-7	1,4-Dichlorobenzene	0.50	U
104-51-8	n-Butylbenzene	0.50	U
95-50-1	1,2-Dichlorobenzene	0.50	U
96-12-8	1,2-Dibromo-3-Chloropropane	0.50	U
120-82-1	1,2,4-Trichlorobenzene	0.50	U
87-68-3	Hexachlorobutadiene	0.50	U
91-20-3	Naphthalene	0.50	U
87-61-6	1,2,3-Trichlorobenzene	0.50	U

1E
VOLATILE ORGANICS ANALYSIS DATA SHEET
TENTATIVELY IDENTIFIED COMPOUNDS

EPA SAMPLE NO.

AL076

Lab Name: ITS ENVIRONMENTAL Contract: 93206

Lab Code: INCHVT Case No.: 93206 SAS No.: SDG No.: 64304

Matrix: (soil/water) WATER Lab Sample ID: 327560

Sample wt/vol: 5.000 (g/mL) ML Lab File ID: L327560V

Level: (low/med) LOW Date Received: 03/20/97

% Moisture: not dec. _____ Date Analyzed: 03/25/97

GC Column: DB-624 ID: 0.53 (mm) Dilution Factor: 1.0

Soil Extract Volume:_____(uL) Soil Aliquot Volume: _____(uL)

Number TICs found: 0

CONCENTRATION UNITS:
(ug/L or ug/Kg) ug/L

CAS NUMBER	COMPOUND NAME	RT	EST. CONC.	Q
1.				
2.				
3.				
4.				
5.				
6.				
7.				
8.				
9.				
10.				
11.				
12.				
13.				
14.				
15.				
16.				
17.				
18.				
19.				
20.				
21.				
22.				
23.				
24.				
25.				
26.				
27.				
28.				
29.				
30.				

1A
VOLATILE ORGANICS ANALYSIS DATA SHEET

EPA SAMPLE NO.

AL077

Lab Name: ITS ENVIRONMENTAL Contract: 93206

Lab Code: INCHVT Case No.: 93206 SAS No.: SDG No.: 64304

Matrix: (soil/water) WATER Lab Sample ID: 327726

Sample wt/vol: 5.000 (g/mL) ML Lab File ID: L327726V

Level: (low/med) LOW Date Received: 03/22/97

% Moisture: not dec. _____ Date Analyzed: 03/27/97

GC Column: DB-624 ID: 0.53 (mm) Dilution Factor: 1.0

Soil Extract Volume:_____(uL) Soil Aliquot Volume: _____(uL)

CAS NO.	COMPOUND	CONCENTRATION UNITS: (ug/L or ug/Kg) UG/L	Q
75-71-8	Dichlorodifluoromethane	0.50	U
74-87-3	Chloromethane	0.50	U
75-01-4	Vinyl Chloride	0.50	U
74-83-9	Bromomethane	0.50	U
75-00-3	Chloroethane	0.50	U
75-69-4	Trichlorofluoromethane	0.50	U
67-64-1	Acetone	5.0	U
75-35-4	1,1-Dichloroethene	0.50	U
156-60-5	trans-1,2-Dichloroethene	0.50	U
75-15-0	Carbon Disulfide	0.50	U
75-09-2	Methylene Chloride	0.50	U
75-34-3	1,1-Dichloroethane	0.50	U
156-59-2	cis-1,2-Dichloroethene	0.50	U
78-93-3	2-Butanone	5.0	U
590-20-7	2,2-Dichloropropane	0.50	U
67-66-3	Chloroform	0.50	U
74-97-5	Bromochloromethane	0.50	U
71-55-6	1,1,1-Trichloroethane	0.50	U
563-58-6	1,1-Dichloropropene	0.50	U
56-23-5	Carbon Tetrachloride	0.50	U
107-06-2	1,2-Dichloroethane	0.50	U
71-43-2	Benzene	0.50	U
79-01-6	Trichloroethene	0.50	U
78-87-5	1,2-Dichloropropane	0.50	U
75-27-4	Bromodichloromethane	0.50	U
74-95-3	Dibromomethane	0.50	U
108-10-1	4-Methyl-2-Pentanone	5.0	U
10061-01-5	cis-1,3-Dichloropropene	0.50	U
108-88-3	Toluene	0.50	U
10061-02-6	trans-1,3-Dichloropropene	0.50	U
79-00-5	1,1,2-Trichloroethane	0.50	U
591-78-6	2-Hexanone	5.0	U
142-28-9	1,3-Dichloropropane	0.50	U

1A
VOLATILE ORGANICS ANALYSIS DATA SHEET

EPA SAMPLE NO.

AL077

Lab Name: ITS ENVIRONMENTAL Contract: 93206

Lab Code: INCHVT Case No.: 93206 SAS No.: SDG No.: 64304

Matrix: (soil/water) WATER Lab Sample ID: 327726

Sample wt/vol: 5.000 (g/mL) ML Lab File ID: L327726V

Level: (low/med) LOW Date Received: 03/22/97

% Moisture: not dec. _____ Date Analyzed: 03/27/97

GC Column: DB-624 ID: 0.53 (mm) Dilution Factor: 1.0

Soil Extract Volume:_____(uL) Soil Aliquot Volume: _____(uL)

CAS NO.	COMPOUND	CONCENTRATION UNITS: (ug/L or ug/Kg) UG/L	Q
127-18-4	Tetrachloroethene	0.50	U
124-48-1	Dibromochloromethane	0.50	U
106-93-4	1,2-Dibromoethane	0.50	U
108-90-7	Chlorobenzene	0.50	U
630-20-6	1,1,1,2-Tetrachloroethane	0.50	U
100-41-4	Ethylbenzene	0.50	U
1330-20-7	Xylene (total)	0.50	U
100-42-5	Styrene	0.50	U
75-25-2	Bromoform	0.50	U
98-82-8	Isopropylbenzene	0.50	U
79-34-5	1,1,2,2-Tetrachloroethane	0.50	U
96-18-4	1,2,3-Trichloropropane	0.50	U
108-86-1	Bromobenzene	0.50	U
103-65-1	n-Propylbenzene	0.50	U
95-49-8	2-Chlorotoluene	0.50	U
108-67-8	1,3,5-Trimethylbenzene	0.50	U
106-43-4	4-Chlorotoluene	0.50	U
98-06-6	tert-Butylbenzene	0.50	U
95-63-6	1,2,4-Trimethylbenzene	0.50	U
135-98-8	sec-Butylbenzene	0.50	U
99-87-6	p-Isopropyltoluene	0.50	U
541-73-1	1,3-Dichlorobenzene	0.50	U
106-46-7	1,4-Dichlorobenzene	0.50	U
104-51-8	n-Butylbenzene	0.50	U
95-50-1	1,2-Dichlorobenzene	0.50	U
96-12-8	1,2-Dibromo-3-Chloropropane	0.50	U
120-82-1	1,2,4-Trichlorobenzene	0.50	U
87-68-3	Hexachlorobutadiene	0.50	U
91-20-3	Naphthalene	0.50	U
87-61-6	1,2,3-Trichlorobenzene	0.50	U

1E

VOLATILE ORGANICS ANALYSIS DATA SHEET
TENTATIVELY IDENTIFIED COMPOUNDS

EPA SAMPLE NO.

AL077

Lab Name: ITS ENVIRONMENTAL Contract: 93206

Lab Code: INCHVT Case No.: 93206 SAS No.: SDG No.: 64304

Matrix: (soil/water) WATER Lab Sample ID: 327726

Sample wt/vol: 5.000 (g/mL) ML Lab File ID: L327726V

Level: (low/med) LOW Date Received: 03/22/97

% Moisture: not dec. _____ Date Analyzed: 03/27/97

GC Column: DB-624 ID: 0.53 (mm) Dilution Factor: 1.0

Soil Extract Volume:_____(uL) Soil Aliquot Volume: _____(uL)

Number TICs found: 0

CONCENTRATION UNITS:
(ug/L or ug/Kg) ug/L

CAS NUMBER	COMPOUND NAME	RT	EST. CONC.	Q
1.				
2.				
3.				
4.				
5.				
6.				
7.				
8.				
9.				
10.				
11.				
12.				
13.				
14.				
15.				
16.				
17.				
18.				
19.				
20.				
21.				
22.				
23.				
24.				
25.				
26.				
27.				
28.				
29.				
30.				

1A
VOLATILE ORGANICS ANALYSIS DATA SHEET

EPA SAMPLE NO.

AL078

Lab Name: ITS ENVIRONMENTAL Contract: 93206

Lab Code: INCHVT Case No.: 93206 SAS No.: SDG No.: 64304

Matrix: (soil/water) WATER Lab Sample ID: 327727

Sample wt/vol: 5.000 (g/mL) ML Lab File ID: L327727V

Level: (low/med) LOW Date Received: 03/22/97

% Moisture: not dec. _____ Date Analyzed: 03/27/97

GC Column: DB-624 ID: 0.53 (mm) Dilution Factor: 1.0

Soil Extract Volume:_____(uL) Soil Aliquot Volume: _____(uL)

CAS NO.	COMPOUND	CONCENTRATION UNITS: (ug/L or ug/Kg) UG/L	Q
75-71-8	Dichlorodifluoromethane	0.50	U
74-87-3	Chloromethane	0.50	U
75-01-4	Vinyl Chloride	0.50	U
74-83-9	Bromomethane	0.50	U
75-00-3	Chloroethane	0.50	U
75-69-4	Trichlorofluoromethane	0.50	U
67-64-1	Acetone	5.0	U
75-35-4	1,1-Dichloroethene	0.50	U
156-60-5	trans-1,2-Dichloroethene	0.50	U
75-15-0	Carbon Disulfide	0.50	U
75-09-2	Methylene Chloride	0.50	U
75-34-3	1,1-Dichloroethane	0.50	U
156-59-2	cis-1,2-Dichloroethene	0.50	U
78-93-3	2-Butanone	5.0	U
590-20-7	2,2-Dichloropropane	0.50	U
67-66-3	Chloroform	0.50	U
74-97-5	Bromochloromethane	0.50	U
71-55-6	1,1,1-Trichloroethane	0.50	U
563-58-6	1,1-Dichloropropene	0.50	U
56-23-5	Carbon Tetrachloride	0.50	U
107-06-2	1,2-Dichloroethane	0.50	U
71-43-2	Benzene	0.50	U
79-01-6	Trichloroethene	0.50	U
78-87-5	1,2-Dichloropropane	0.50	U
75-27-4	Bromodichloromethane	0.50	U
74-95-3	Dibromomethane	0.50	U
108-10-1	4-Methyl-2-Pentanone	5.0	U
10061-01-5	cis-1,3-Dichloropropene	0.50	U
108-88-3	Toluene	0.50	U
10061-02-6	trans-1,3-Dichloropropene	0.50	U
79-00-5	1,1,2-Trichloroethane	0.50	U
591-78-6	2-Hexanone	5.0	U
142-28-9	1,3-Dichloropropane	0.50	U

1A
VOLATILE ORGANICS ANALYSIS DATA SHEET

EPA SAMPLE NO.

AL078

Lab Name: ITS ENVIRONMENTAL Contract: 93206

Lab Code: INCHVT Case No.: 93206 SAS No.: SDG No.: 64304

Matrix: (soil/water) WATER Lab Sample ID: 327727

Sample wt/vol: 5.000 (g/mL) ML Lab File ID: L327727V

Level: (low/med) LOW Date Received: 03/22/97

% Moisture: not dec. _____ Date Analyzed: 03/27/97

GC Column: DB-624 ID: 0.53 (mm) Dilution Factor: 1.0

Soil Extract Volume:_____(uL) Soil Aliquot Volume: _____(uL)

CAS NO.	COMPOUND	CONCENTRATION UNITS: (ug/L or ug/Kg) UG/L	Q
127-18-4	Tetrachloroethene	0.50	U
124-48-1	Dibromochloromethane	0.50	U
106-93-4	1,2-Dibromoethane	0.50	U
108-90-7	Chlorobenzene	0.50	U
630-20-6	1,1,1,2-Tetrachloroethane	0.50	U
100-41-4	Ethylbenzene	0.50	U
1330-20-7	Xylene (total)	0.50	U
100-42-5	Styrene	0.50	U
75-25-2	Bromoform	0.50	U
98-82-8	Isopropylbenzene	0.50	U
79-34-5	1,1,2,2-Tetrachloroethane	0.50	U
96-18-4	1,2,3-Trichloropropane	0.50	U
108-86-1	Bromobenzene	0.50	U
103-65-1	n-Propylbenzene	0.50	U
95-49-8	2-Chlorotoluene	0.50	U
108-67-8	1,3,5-Trimethylbenzene	0.50	U
106-43-4	4-Chlorotoluene	0.50	U
98-06-6	tert-Butylbenzene	0.50	U
95-63-6	1,2,4-Trimethylbenzene	0.50	U
135-98-8	sec-Butylbenzene	0.50	U
99-87-6	p-Isopropyltoluene	0.50	U
541-73-1	1,3-Dichlorobenzene	0.50	U
106-46-7	1,4-Dichlorobenzene	0.50	U
104-51-8	n-Butylbenzene	0.50	U
95-50-1	1,2-Dichlorobenzene	0.50	U
96-12-8	1,2-Dibromo-3-Chloropropane	0.50	U
120-82-1	1,2,4-Trichlorobenzene	0.50	U
87-68-3	Hexachlorobutadiene	0.50	U
91-20-3	Naphthalene	0.50	U
87-61-6	1,2,3-Trichlorobenzene	0.50	U

1E

VOLATILE ORGANICS ANALYSIS DATA SHEET
TENTATIVELY IDENTIFIED COMPOUNDS

EPA SAMPLE NO.

AL078

Lab Name: ITS ENVIRONMENTAL Contract: 93206

Lab Code: INCHVT Case No.: 93206 SAS No.: SDG No.: 64304

Matrix: (soil/water) WATER Lab Sample ID: 327727

Sample wt/vol: 5.000 (g/mL) ML Lab File ID: L327727V

Level: (low/med) LOW Date Received: 03/22/97

% Moisture: not dec. _____ Date Analyzed: 03/27/97

GC Column: DB-624 ID: 0.53 (mm) Dilution Factor: 1.0

Soil Extract Volume:_____(uL) Soil Aliquot Volume: _____(uL)

Number TICs found: 0

CONCENTRATION UNITS:
(ug/L or ug/Kg) ug/L

	CAS NUMBER	COMPOUND NAME	RT	EST. CONC.	Q
1.					
2.					
3.					
4.					
5.					
6.					
7.					
8.					
9.					
10.					
11.					
12.					
13.					
14.					
15.					
16.					
17.					
18.					
19.					
20.					
21.					
22.					
23.					
24.					
25.					
26.					
27.					
28.					
29.					
30.					

1A
VOLATILE ORGANICS ANALYSIS DATA SHEET

EPA SAMPLE NO.

AL079

Lab Name: ITS ENVIRONMENTAL Contract: 93206

Lab Code: INCHVT Case No.: 93206 SAS No.: SDG No.: 64304

Matrix: (soil/water) WATER Lab Sample ID: 327728

Sample wt/vol: 5.000 (g/mL) ML Lab File ID: L327728V

Level: (low/med) LOW Date Received: 03/22/97

% Moisture: not dec. _____ Date Analyzed: 03/27/97

GC Column: DB-624 ID: 0.53 (mm) Dilution Factor: 1.0

Soil Extract Volume:_____(uL) Soil Aliquot Volume: _____(uL)

CAS NO.	COMPOUND	CONCENTRATION UNITS: (ug/L or ug/Kg) UG/L	Q
75-71-8	Dichlorodifluoromethane	0.50	U
74-87-3	Chloromethane	0.50	U
75-01-4	Vinyl Chloride	0.50	U
74-83-9	Bromomethane	0.50	U
75-00-3	Chloroethane	0.50	U
75-69-4	Trichlorofluoromethane	0.50	U
67-64-1	Acetone	5.0	U
75-35-4	1,1-Dichloroethene	0.50	U
156-60-5	trans-1,2-Dichloroethene	0.50	U
75-15-0	Carbon Disulfide	0.50	U
75-09-2	Methylene Chloride	0.50	U
75-34-3	1,1-Dichloroethane	0.50	U
156-59-2	cis-1,2-Dichloroethene	0.50	U
78-93-3	2-Butanone	5.0	U
590-20-7	2,2-Dichloropropane	0.50	U
67-66-3	Chloroform	0.50	U
74-97-5	Bromochloromethane	0.50	U
71-55-6	1,1,1-Trichloroethane	0.50	U
563-58-6	1,1-Dichloropropene	0.50	U
56-23-5	Carbon Tetrachloride	0.50	U
107-06-2	1,2-Dichloroethane	0.50	U
71-43-2	Benzene	0.50	U
79-01-6	Trichloroethene	0.50	U
78-87-5	1,2-Dichloropropane	0.50	U
75-27-4	Bromodichloromethane	0.50	U
74-95-3	Dibromomethane	0.50	U
108-10-1	4-Methyl-2-Pentanone	5.0	U
10061-01-5	cis-1,3-Dichloropropene	0.50	U
108-88-3	Toluene	0.50	U
10061-02-6	trans-1,3-Dichloropropene	0.50	U
79-00-5	1,1,2-Trichloroethane	0.50	U
591-78-6	2-Hexanone	5.0	U
142-28-9	1,3-Dichloropropane	0.50	U

1A
VOLATILE ORGANICS ANALYSIS DATA SHEET

EPA SAMPLE NO.

AL079

Lab Name: ITS ENVIRONMENTAL Contract: 93206

Lab Code: INCHVT Case No.: 93206 SAS No.: SDG No.: 64304

Matrix: (soil/water) WATER Lab Sample ID: 327728

Sample wt/vol: 5.000 (g/mL) ML Lab File ID: L327728V

Level: (low/med) LOW Date Received: 03/22/97

% Moisture: not dec. _____ Date Analyzed: 03/27/97

GC Column: DB-624 ID: 0.53 (mm) Dilution Factor: 1.0

Soil Extract Volume:_____(uL) Soil Aliquot Volume: _____(uL)

CAS NO.	COMPOUND	CONCENTRATION UNITS: (ug/L or ug/Kg) UG/L	Q
127-18-4	Tetrachloroethene	0.50	U
124-48-1	Dibromochloromethane	0.50	U
106-93-4	1,2-Dibromoethane	0.50	U
108-90-7	Chlorobenzene	0.50	U
630-20-6	1,1,1,2-Tetrachloroethane	0.50	U
100-41-4	Ethylbenzene	0.50	U
1330-20-7	Xylene (total)	0.50	U
100-42-5	Styrene	0.50	U
75-25-2	Bromoform	0.50	U
98-82-8	Isopropylbenzene	0.50	U
79-34-5	1,1,2,2-Tetrachloroethane	0.50	U
96-18-4	1,2,3-Trichloropropane	0.50	U
108-86-1	Bromobenzene	0.50	U
103-65-1	n-Propylbenzene	0.50	U
95-49-8	2-Chlorotoluene	0.50	U
108-67-8	1,3,5-Trimethylbenzene	0.50	U
106-43-4	4-Chlorotoluene	0.50	U
98-06-6	tert-Butylbenzene	0.50	U
95-63-6	1,2,4-Trimethylbenzene	0.50	U
135-98-8	sec-Butylbenzene	0.50	U
99-87-6	p-Isopropyltoluene	0.50	U
541-73-1	1,3-Dichlorobenzene	0.50	U
106-46-7	1,4-Dichlorobenzene	0.50	U
104-51-8	n-Butylbenzene	0.50	U
95-50-1	1,2-Dichlorobenzene	0.50	U
96-12-8	1,2-Dibromo-3-Chloropropane	0.50	U
120-82-1	1,2,4-Trichlorobenzene	0.50	U
87-68-3	Hexachlorobutadiene	0.50	U
91-20-3	Naphthalene	0.50	U
87-61-6	1,2,3-Trichlorobenzene	0.50	U

1E
VOLATILE ORGANICS ANALYSIS DATA SHEET
TENTATIVELY IDENTIFIED COMPOUNDS

EPA SAMPLE NO.

AL079

Lab Name: ITS ENVIRONMENTAL Contract: 93206

Lab Code: INCHVT Case No.: 93206 SAS No.: SDG No.: 64304

Matrix: (soil/water) WATER Lab Sample ID: 327728

Sample wt/vol: 5.000 (g/mL) ML Lab File ID: L327728V

Level: (low/med) LOW Date Received: 03/22/97

% Moisture: not dec. _____ Date Analyzed: 03/27/97

GC Column: DB-624 ID: 0.53 (mm) Dilution Factor: 1.0

Soil Extract Volume:_____(uL) Soil Aliquot Volume: _____(uL)

Number TICs found: 0

CONCENTRATION UNITS:
(ug/L or ug/Kg) ug/L

CAS NUMBER	COMPOUND NAME	RT	EST. CONC.	Q
1.				
2.				
3.				
4.				
5.				
6.				
7.				
8.				
9.				
10.				
11.				
12.				
13.				
14.				
15.				
16.				
17.				
18.				
19.				
20.				
21.				
22.				
23.				
24.				
25.				
26.				
27.				
28.				
29.				
30.				

1A
VOLATILE ORGANICS ANALYSIS DATA SHEET

EPA SAMPLE NO.

AL080

Lab Name: ITS ENVIRONMENTAL Contract: 93206

Lab Code: INCHVT Case No.: 93206 SAS No.: SDG No.: 64304

Matrix: (soil/water) WATER Lab Sample ID: 327730

Sample wt/vol: 5.000 (g/mL) ML Lab File ID: L327730V

Level: (low/med) LOW Date Received: 03/22/97

% Moisture: not dec. _____ Date Analyzed: 03/27/97

GC Column: DB-624 ID: 0.53 (mm) Dilution Factor: 1.0

Soil Extract Volume:_____(uL) Soil Aliquot Volume: _____(uL)

CAS NO.	COMPOUND	CONCENTRATION UNITS: (ug/L or ug/Kg) UG/L	Q
75-71-8	Dichlorodifluoromethane	0.50	U
74-87-3	Chloromethane	0.50	U
75-01-4	Vinyl Chloride	0.50	U
74-83-9	Bromomethane	0.50	U
75-00-3	Chloroethane	0.50	U
75-69-4	Trichlorofluoromethane	0.50	U
67-64-1	Acetone	5.0	U
75-35-4	1,1-Dichloroethene	0.50	U
156-60-5	trans-1,2-Dichloroethene	0.50	U
75-15-0	Carbon Disulfide	0.50	U
75-09-2	Methylene Chloride	0.50	U
75-34-3	1,1-Dichloroethane	0.50	U
156-59-2	cis-1,2-Dichloroethene	0.50	U
78-93-3	2-Butanone	5.0	U
590-20-7	2,2-Dichloropropane	0.50	U
67-66-3	Chloroform	0.50	U
74-97-5	Bromochloromethane	0.50	U
71-55-6	1,1,1-Trichloroethane	0.50	U
563-58-6	1,1-Dichloropropene	0.50	U
56-23-5	Carbon Tetrachloride	0.50	U
107-06-2	1,2-Dichloroethane	0.50	U
71-43-2	Benzene	0.50	U
79-01-6	Trichloroethene	0.50	U
78-87-5	1,2-Dichloropropane	0.50	U
75-27-4	Bromodichloromethane	0.50	U
74-95-3	Dibromomethane	0.50	U
108-10-1	4-Methyl-2-Pentanone	5.0	U
10061-01-5	cis-1,3-Dichloropropene	0.50	U
108-88-3	Toluene	0.50	U
10061-02-6	trans-1,3-Dichloropropene	0.50	U
79-00-5	1,1,2-Trichloroethane	0.50	U
591-78-6	2-Hexanone	5.0	U
142-28-9	1,3-Dichloropropane	0.50	U

1A
VOLATILE ORGANICS ANALYSIS DATA SHEET

EPA SAMPLE NO.

AL080

Lab Name: ITS ENVIRONMENTAL Contract: 93206

Lab Code: INCHVT Case No.: 93206 SAS No.: SDG No.: 64304

Matrix: (soil/water) WATER Lab Sample ID: 327730

Sample wt/vol: 5.000 (g/mL) ML Lab File ID: L327730V

Level: (low/med) LOW Date Received: 03/22/97

% Moisture: not dec. _____ Date Analyzed: 03/27/97

GC Column: DB-624 ID: 0.53 (mm) Dilution Factor: 1.0

Soil Extract Volume:_____(uL) Soil Aliquot Volume: _____(uL)

CAS NO.	COMPOUND	CONCENTRATION UNITS: (ug/L or ug/Kg) UG/L	Q
127-18-4	Tetrachloroethene	0.50	U
124-48-1	Dibromochloromethane	0.50	U
106-93-4	1,2-Dibromoethane	0.50	U
108-90-7	Chlorobenzene	0.50	U
630-20-6	1,1,1,2-Tetrachloroethane	0.50	U
100-41-4	Ethylbenzene	0.50	U
1330-20-7	Xylene (total)	0.50	U
100-42-5	Styrene	0.50	U
75-25-2	Bromoform	0.50	U
98-82-8	Isopropylbenzene	0.50	U
79-34-5	1,1,2,2-Tetrachloroethane	0.50	U
96-18-4	1,2,3-Trichloropropane	0.50	U
108-86-1	Bromobenzene	0.50	U
103-65-1	n-Propylbenzene	0.50	U
95-49-8	2-Chlorotoluene	0.50	U
108-67-8	1,3,5-Trimethylbenzene	0.50	U
106-43-4	4-Chlorotoluene	0.50	U
98-06-6	tert-Butylbenzene	0.50	U
95-63-6	1,2,4-Trimethylbenzene	0.50	U
135-98-8	sec-Butylbenzene	0.50	U
99-87-6	p-Isopropyltoluene	0.50	U
541-73-1	1,3-Dichlorobenzene	0.50	U
106-46-7	1,4-Dichlorobenzene	0.50	U
104-51-8	n-Butylbenzene	0.50	U
95-50-1	1,2-Dichlorobenzene	0.50	U
96-12-8	1,2-Dibromo-3-Chloropropane	0.50	U
120-82-1	1,2,4-Trichlorobenzene	0.50	U
87-68-3	Hexachlorobutadiene	0.50	U
91-20-3	Naphthalene	0.50	U
87-61-6	1,2,3-Trichlorobenzene	0.50	U

1E

VOLATILE ORGANICS ANALYSIS DATA SHEET
TENTATIVELY IDENTIFIED COMPOUNDS

EPA SAMPLE NO.

AL080

Lab Name: ITS ENVIRONMENTAL Contract: 93206

Lab Code: INCHVT Case No.: 93206 SAS No.: SDG No.: 64304

Matrix: (soil/water) WATER Lab Sample ID: 327730

Sample wt/vol: 5.000 (g/mL) ML Lab File ID: L327730V

Level: (low/med) LOW Date Received: 03/22/97

% Moisture: not dec. _____ Date Analyzed: 03/27/97

GC Column: DB-624 ID: 0.53 (mm) Dilution Factor: 1.0

Soil Extract Volume:_____(uL) Soil Aliquot Volume: _____(uL)

Number TICs found: 0

CONCENTRATION UNITS:
(ug/L or ug/Kg) ug/L

	CAS NUMBER	COMPOUND NAME	RT	EST. CONC.	Q
1.					
2.					
3.					
4.					
5.					
6.					
7.					
8.					
9.					
10.					
11.					
12.					
13.					
14.					
15.					
16.					
17.					
18.					
19.					
20.					
21.					
22.					
23.					
24.					
25.					
26.					
27.					
28.					
29.					
30.					

1A
VOLATILE ORGANICS ANALYSIS DATA SHEET

EPA SAMPLE NO.

AL081

Lab Name: ITS ENVIRONMENTAL Contract: 93206

Lab Code: INCHVT Case No.: 93206 SAS No.: SDG No.: 64304

Matrix: (soil/water) WATER Lab Sample ID: 327731

Sample wt/vol: 5.000 (g/mL) ML Lab File ID: L327731V

Level: (low/med) LOW Date Received: 03/22/97

% Moisture: not dec. _____ Date Analyzed: 03/27/97

GC Column: DB-624 ID: 0.53 (mm) Dilution Factor: 1.0

Soil Extract Volume:_____(uL) Soil Aliquot Volume: _____(uL)

CAS NO.	COMPOUND	CONCENTRATION UNITS: (ug/L or ug/Kg) UG/L	Q
75-71-8	Dichlorodifluoromethane	0.50	U
74-87-3	Chloromethane	0.50	U
75-01-4	Vinyl Chloride	0.50	U
74-83-9	Bromomethane	0.50	U
75-00-3	Chloroethane	0.50	U
75-69-4	Trichlorofluoromethane	0.50	U
67-64-1	Acetone	5.0	U
75-35-4	1,1-Dichloroethene	0.50	U
156-60-5	trans-1,2-Dichloroethene	0.50	U
75-15-0	Carbon Disulfide	0.50	U
75-09-2	Methylene Chloride	0.50	U
75-34-3	1,1-Dichloroethane	0.50	U
156-59-2	cis-1,2-Dichloroethene	0.50	U
78-93-3	2-Butanone	5.0	U
590-20-7	2,2-Dichloropropane	0.50	U
67-66-3	Chloroform	0.50	U
74-97-5	Bromochloromethane	0.50	U
71-55-6	1,1,1-Trichloroethane	0.50	U
563-58-6	1,1-Dichloropropene	0.50	U
56-23-5	Carbon Tetrachloride	0.50	U
107-06-2	1,2-Dichloroethane	0.50	U
71-43-2	Benzene	0.50	U
79-01-6	Trichloroethene	0.50	U
78-87-5	1,2-Dichloropropane	0.50	U
75-27-4	Bromodichloromethane	0.50	U
74-95-3	Dibromomethane	0.50	U
108-10-1	4-Methyl-2-Pentanone	5.0	U
10061-01-5	cis-1,3-Dichloropropene	0.50	U
108-88-3	Toluene	0.50	U
10061-02-6	trans-1,3-Dichloropropene	0.50	U
79-00-5	1,1,2-Trichloroethane	0.50	U
591-78-6	2-Hexanone	5.0	U
142-28-9	1,3-Dichloropropane	0.50	U

1A
VOLATILE ORGANICS ANALYSIS DATA SHEET

EPA SAMPLE NO.

AL081

Lab Name: ITS ENVIRONMENTAL Contract: 93206

Lab Code: INCHVT Case No.: 93206 SAS No.: SDG No.: 64304

Matrix: (soil/water) WATER Lab Sample ID: 327731

Sample wt/vol: 5.000 (g/mL) ML Lab File ID: L327731V

Level: (low/med) LOW Date Received: 03/22/97

% Moisture: not dec. _____ Date Analyzed: 03/27/97

GC Column: DB-624 ID: 0.53 (mm) Dilution Factor: 1.0

Soil Extract Volume:_____(uL) Soil Aliquot Volume: _____(uL)

CAS NO.	COMPOUND	CONCENTRATION UNITS: (ug/L or ug/Kg) UG/L	Q
127-18-4	Tetrachloroethene	0.50	U
124-48-1	Dibromochloromethane	0.50	U
106-93-4	1,2-Dibromoethane	0.50	U
108-90-7	Chlorobenzene	0.50	U
630-20-6	1,1,1,2-Tetrachloroethane	0.50	U
100-41-4	Ethylbenzene	0.50	U
1330-20-7	Xylene (total)	0.50	U
100-42-5	Styrene	0.50	U
75-25-2	Bromoform	0.50	U
98-82-8	Isopropylbenzene	0.50	U
79-34-5	1,1,2,2-Tetrachloroethane	0.50	U
96-18-4	1,2,3-Trichloropropane	0.50	U
108-86-1	Bromobenzene	0.50	U
103-65-1	n-Propylbenzene	0.50	U
95-49-8	2-Chlorotoluene	0.50	U
108-67-8	1,3,5-Trimethylbenzene	0.50	U
106-43-4	4-Chlorotoluene	0.50	U
98-06-6	tert-Butylbenzene	0.50	U
95-63-6	1,2,4-Trimethylbenzene	0.50	U
135-98-8	sec-Butylbenzene	0.50	U
99-87-6	p-Isopropyltoluene	0.50	U
541-73-1	1,3-Dichlorobenzene	0.50	U
106-46-7	1,4-Dichlorobenzene	0.50	U
104-51-8	n-Butylbenzene	0.50	U
95-50-1	1,2-Dichlorobenzene	0.50	U
96-12-8	1,2-Dibromo-3-Chloropropane	0.50	U
120-82-1	1,2,4-Trichlorobenzene	0.50	U
87-68-3	Hexachlorobutadiene	0.50	U
91-20-3	Naphthalene	0.50	U
87-61-6	1,2,3-Trichlorobenzene	0.50	U

1E

VOLATILE ORGANICS ANALYSIS DATA SHEET
TENTATIVELY IDENTIFIED COMPOUNDS

EPA SAMPLE NO.

AL081

Lab Name: ITS ENVIRONMENTAL Contract: 93206

Lab Code: INCHVT Case No.: 93206 SAS No.: SDG No.: 64304

Matrix: (soil/water) WATER Lab Sample ID: 327731

Sample wt/vol: 5.000 (g/mL) ML Lab File ID: L327731V

Level: (low/med) LOW Date Received: 03/22/97

% Moisture: not dec. _____ Date Analyzed: 03/27/97

GC Column: DB-624 ID: 0.53 (mm) Dilution Factor: 1.0

Soil Extract Volume:_____(uL) Soil Aliquot Volume: _____(uL)

Number TICs found: 0

CONCENTRATION UNITS:
(ug/L or ug/Kg) ug/L

CAS NUMBER	COMPOUND NAME	RT	EST. CONC.	Q
1.				
2.				
3.				
4.				
5.				
6.				
7.				
8.				
9.				
10.				
11.				
12.				
13.				
14.				
15.				
16.				
17.				
18.				
19.				
20.				
21.				
22.				
23.				
24.				
25.				
26.				
27.				
28.				
29.				
30.				

1A
VOLATILE ORGANICS ANALYSIS DATA SHEET

EPA SAMPLE NO.

AL082

Lab Name: ITS ENVIRONMENTAL Contract: 93206

Lab Code: INCHVT Case No.: 93206 SAS No.: SDG No.: 64304

Matrix: (soil/water) WATER Lab Sample ID: 327732

Sample wt/vol: 5.000 (g/mL) ML Lab File ID: L327732V

Level: (low/med) LOW Date Received: 03/22/97

% Moisture: not dec. _____ Date Analyzed: 03/27/97

GC Column: DB-624 ID: 0.53 (mm) Dilution Factor: 1.0

Soil Extract Volume:_____(uL) Soil Aliquot Volume: _____(uL)

CAS NO.	COMPOUND	CONCENTRATION UNITS: (ug/L or ug/Kg) UG/L	Q
75-71-8	Dichlorodifluoromethane	0.50	U
74-87-3	Chloromethane	0.50	U
75-01-4	Vinyl Chloride	0.50	U
74-83-9	Bromomethane	0.50	U
75-00-3	Chloroethane	0.50	U
75-69-4	Trichlorofluoromethane	0.50	U
67-64-1	Acetone	5.0	U
75-35-4	1,1-Dichloroethene	0.50	U
156-60-5	trans-1,2-Dichloroethene	0.50	U
75-15-0	Carbon Disulfide	0.50	U
75-09-2	Methylene Chloride	0.50	U
75-34-3	1,1-Dichloroethane	0.50	U
156-59-2	cis-1,2-Dichloroethene	0.50	U
78-93-3	2-Butanone	5.0	U
590-20-7	2,2-Dichloropropane	0.50	U
67-66-3	Chloroform	0.50	U
74-97-5	Bromochloromethane	0.50	U
71-55-6	1,1,1-Trichloroethane	0.50	U
563-58-6	1,1-Dichloropropene	0.50	U
56-23-5	Carbon Tetrachloride	0.50	U
107-06-2	1,2-Dichloroethane	0.50	U
71-43-2	Benzene	0.50	U
79-01-6	Trichloroethene	0.50	U
78-87-5	1,2-Dichloropropane	0.50	U
75-27-4	Bromodichloromethane	0.50	U
74-95-3	Dibromomethane	0.50	U
108-10-1	4-Methyl-2-Pentanone	5.0	U
10061-01-5	cis-1,3-Dichloropropene	0.50	U
108-88-3	Toluene	0.50	U
10061-02-6	trans-1,3-Dichloropropene	0.50	U
79-00-5	1,1,2-Trichloroethane	0.50	U
591-78-6	2-Hexanone	5.0	U
142-28-9	1,3-Dichloropropane	0.50	U

1A
VOLATILE ORGANICS ANALYSIS DATA SHEET

EPA SAMPLE NO.

AL082

Lab Name: ITS ENVIRONMENTAL Contract: 93206

Lab Code: INCHVT Case No.: 93206 SAS No.: SDG No.: 64304

Matrix: (soil/water) WATER Lab Sample ID: 327732

Sample wt/vol: 5.000 (g/mL) ML Lab File ID: L327732V

Level: (low/med) LOW Date Received: 03/22/97

% Moisture: not dec. _____ Date Analyzed: 03/27/97

GC Column: DB-624 ID: 0.53 (mm) Dilution Factor: 1.0

Soil Extract Volume:_____(uL) Soil Aliquot Volume: _____(uL)

CAS NO.	COMPOUND	CONCENTRATION UNITS: (ug/L or ug/Kg) UG/L	Q
127-18-4	Tetrachloroethene	0.50	U
124-48-1	Dibromochloromethane	0.50	U
106-93-4	1,2-Dibromoethane	0.50	U
108-90-7	Chlorobenzene	0.50	U
630-20-6	1,1,1,2-Tetrachloroethane	0.50	U
100-41-4	Ethylbenzene	0.50	U
1330-20-7	Xylene (total)	0.50	U
100-42-5	Styrene	0.50	U
75-25-2	Bromoform	0.50	U
98-82-8	Isopropylbenzene	0.50	U
79-34-5	1,1,2,2-Tetrachloroethane	0.50	U
96-18-4	1,2,3-Trichloropropane	0.50	U
108-86-1	Bromobenzene	0.50	U
103-65-1	n-Propylbenzene	0.50	U
95-49-8	2-Chlorotoluene	0.50	U
108-67-8	1,3,5-Trimethylbenzene	0.50	U
106-43-4	4-Chlorotoluene	0.50	U
98-06-6	tert-Butylbenzene	0.50	U
95-63-6	1,2,4-Trimethylbenzene	0.50	U
135-98-8	sec-Butylbenzene	0.50	U
99-87-6	p-Isopropyltoluene	0.50	U
541-73-1	1,3-Dichlorobenzene	0.50	U
106-46-7	1,4-Dichlorobenzene	0.50	U
104-51-8	n-Butylbenzene	0.50	U
95-50-1	1,2-Dichlorobenzene	0.50	U
96-12-8	1,2-Dibromo-3-Chloropropane	0.50	U
120-82-1	1,2,4-Trichlorobenzene	0.50	U
87-68-3	Hexachlorobutadiene	0.50	U
91-20-3	Naphthalene	0.50	U
87-61-6	1,2,3-Trichlorobenzene	0.50	U

1E
VOLATILE ORGANICS ANALYSIS DATA SHEET
TENTATIVELY IDENTIFIED COMPOUNDS

EPA SAMPLE NO.

AL082

Lab Name: ITS ENVIRONMENTAL Contract: 93206

Lab Code: INCHVT Case No.: 93206 SAS No.: SDG No.: 64304

Matrix: (soil/water) WATER Lab Sample ID: 327732

Sample wt/vol: 5.000 (g/mL) ML Lab File ID: L327732V

Level: (low/med) LOW Date Received: 03/22/97

% Moisture: not dec. _____ Date Analyzed: 03/27/97

GC Column: DB-624 ID: 0.53 (mm) Dilution Factor: 1.0

Soil Extract Volume:_____(uL) Soil Aliquot Volume: _____(uL)

Number TICs found: 0

CONCENTRATION UNITS:
(ug/L or ug/Kg) ug/L

CAS NUMBER	COMPOUND NAME	RT	EST. CONC.	Q
1.				
2.				
3.				
4.				
5.				
6.				
7.				
8.				
9.				
10.				
11.				
12.				
13.				
14.				
15.				
16.				
17.				
18.				
19.				
20.				
21.				
22.				
23.				
24.				
25.				
26.				
27.				
28.				
29.				
30.				

1A
VOLATILE ORGANICS ANALYSIS DATA SHEET

EPA SAMPLE NO.

AL083

Lab Name: ITS ENVIRONMENTAL Contract: 93206

Lab Code: INCHVT Case No.: 93206 SAS No.: SDG No.: 64304

Matrix: (soil/water) WATER Lab Sample ID: 327733

Sample wt/vol: 5.000 (g/mL) ML Lab File ID: L327733V

Level: (low/med) LOW Date Received: 03/22/97

% Moisture: not dec. _____ Date Analyzed: 03/27/97

GC Column: DB-624 ID: 0.53 (mm) Dilution Factor: 1.0

Soil Extract Volume:_____(uL) Soil Aliquot Volume: _____(uL)

CAS NO.	COMPOUND	CONCENTRATION UNITS: (ug/L or ug/Kg) UG/L	Q
75-71-8	Dichlorodifluoromethane	0.50	U
74-87-3	Chloromethane	0.50	U
75-01-4	Vinyl Chloride	0.50	U
74-83-9	Bromomethane	0.50	U
75-00-3	Chloroethane	0.50	U
75-69-4	Trichlorofluoromethane	0.50	U
67-64-1	Acetone	5.0	U
75-35-4	1,1-Dichloroethene	0.50	U
156-60-5	trans-1,2-Dichloroethene	0.50	U
75-15-0	Carbon Disulfide	0.50	U
75-09-2	Methylene Chloride	0.50	U
75-34-3	1,1-Dichloroethane	0.50	U
156-59-2	cis-1,2-Dichloroethene	0.50	U
78-93-3	2-Butanone	5.0	U
590-20-7	2,2-Dichloropropane	0.50	U
67-66-3	Chloroform	0.50	U
74-97-5	Bromochloromethane	0.50	U
71-55-6	1,1,1-Trichloroethane	0.50	U
563-58-6	1,1-Dichloropropene	0.50	U
56-23-5	Carbon Tetrachloride	0.50	U
107-06-2	1,2-Dichloroethane	0.50	U
71-43-2	Benzene	0.50	U
79-01-6	Trichloroethene	0.50	U
78-87-5	1,2-Dichloropropane	0.50	U
75-27-4	Bromodichloromethane	0.50	U
74-95-3	Dibromomethane	0.50	U
108-10-1	4-Methyl-2-Pentanone	5.0	U
10061-01-5	cis-1,3-Dichloropropene	0.50	U
108-88-3	Toluene	0.50	U
10061-02-6	trans-1,3-Dichloropropene	0.50	U
79-00-5	1,1,2-Trichloroethane	0.50	U
591-78-6	2-Hexanone	5.0	U
142-28-9	1,3-Dichloropropane	0.50	U

1A
VOLATILE ORGANICS ANALYSIS DATA SHEET

EPA SAMPLE NO.

AL083

Lab Name: ITS ENVIRONMENTAL Contract: 93206

Lab Code: INCHVT Case No.: 93206 SAS No.: SDG No.: 64304

Matrix: (soil/water) WATER Lab Sample ID: 327733

Sample wt/vol: 5.000 (g/mL) ML Lab File ID: L327733V

Level: (low/med) LOW Date Received: 03/22/97

% Moisture: not dec. _____ Date Analyzed: 03/27/97

GC Column: DB-624 ID: 0.53 (mm) Dilution Factor: 1.0

Soil Extract Volume:_____(uL) Soil Aliquot Volume: _____(uL)

CAS NO.	COMPOUND	CONCENTRATION UNITS: (ug/L or ug/Kg) UG/L	Q
127-18-4	Tetrachloroethene	0.50	U
124-48-1	Dibromochloromethane	0.50	U
106-93-4	1,2-Dibromoethane	0.50	U
108-90-7	Chlorobenzene	0.50	U
630-20-6	1,1,1,2-Tetrachloroethane	0.50	U
100-41-4	Ethylbenzene	0.50	U
1330-20-7	Xylene (total)	0.50	U
100-42-5	Styrene	0.50	U
75-25-2	Bromoform	0.50	U
98-82-8	Isopropylbenzene	0.50	U
79-34-5	1,1,2,2-Tetrachloroethane	0.50	U
96-18-4	1,2,3-Trichloropropane	0.50	U
108-86-1	Bromobenzene	0.50	U
103-65-1	n-Propylbenzene	0.50	U
95-49-8	2-Chlorotoluene	0.50	U
108-67-8	1,3,5-Trimethylbenzene	0.50	U
106-43-4	4-Chlorotoluene	0.50	U
98-06-6	tert-Butylbenzene	0.50	U
95-63-6	1,2,4-Trimethylbenzene	0.50	U
135-98-8	sec-Butylbenzene	0.50	U
99-87-6	p-Isopropyltoluene	0.50	U
541-73-1	1,3-Dichlorobenzene	0.50	U
106-46-7	1,4-Dichlorobenzene	0.50	U
104-51-8	n-Butylbenzene	0.50	U
95-50-1	1,2-Dichlorobenzene	0.50	U
96-12-8	1,2-Dibromo-3-Chloropropane	0.50	U
120-82-1	1,2,4-Trichlorobenzene	0.50	U
87-68-3	Hexachlorobutadiene	0.50	U
91-20-3	Naphthalene	0.50	U
87-61-6	1,2,3-Trichlorobenzene	0.50	U

1E
VOLATILE ORGANICS ANALYSIS DATA SHEET
TENTATIVELY IDENTIFIED COMPOUNDS

EPA SAMPLE NO.

AL083

Lab Name: ITS ENVIRONMENTAL Contract: 93206

Lab Code: INCHVT Case No.: 93206 SAS No.: SDG No.: 64304

Matrix: (soil/water) WATER Lab Sample ID: 327733

Sample wt/vol: 5.000 (g/mL) ML Lab File ID: L327733V

Level: (low/med) LOW Date Received: 03/22/97

% Moisture: not dec. _____ Date Analyzed: 03/27/97

GC Column: DB-624 ID: 0.53 (mm) Dilution Factor: 1.0

Soil Extract Volume:_____(uL) Soil Aliquot Volume: _____(uL)

Number TICs found: 0

CONCENTRATION UNITS:
(ug/L or ug/Kg) ug/L

CAS NUMBER	COMPOUND NAME	RT	EST. CONC.	Q
1.				
2.				
3.				
4.				
5.				
6.				
7.				
8.				
9.				
10.				
11.				
12.				
13.				
14.				
15.				
16.				
17.				
18.				
19.				
20.				
21.				
22.				
23.				
24.				
25.				
26.				
27.				
28.				
29.				
30.				

1A
VOLATILE ORGANICS ANALYSIS DATA SHEET

EPA SAMPLE NO.

AL084

Lab Name: ITS ENVIRONMENTAL Contract: 93206

Lab Code: INCHVT Case No.: 93206 SAS No.: SDG No.: 64304

Matrix: (soil/water) WATER Lab Sample ID: 327735

Sample wt/vol: 5.000 (g/mL) ML Lab File ID: L327735V

Level: (low/med) LOW Date Received: 03/22/97

% Moisture: not dec. _____ Date Analyzed: 03/27/97

GC Column: DB-624 ID: 0.53 (mm) Dilution Factor: 1.0

Soil Extract Volume:_____(uL) Soil Aliquot Volume: _____(uL)

CAS NO.	COMPOUND	CONCENTRATION UNITS: (ug/L or ug/Kg) UG/L	Q
75-71-8	Dichlorodifluoromethane	0.50	U
74-87-3	Chloromethane	0.50	U
75-01-4	Vinyl Chloride	0.50	U
74-83-9	Bromomethane	0.50	U
75-00-3	Chloroethane	0.50	U
75-69-4	Trichlorofluoromethane	0.50	U
67-64-1	Acetone	5.0	U
75-35-4	1,1-Dichloroethene	0.50	U
156-60-5	trans-1,2-Dichloroethene	0.50	U
75-15-0	Carbon Disulfide	0.50	U
75-09-2	Methylene Chloride	0.50	U
75-34-3	1,1-Dichloroethane	0.50	U
156-59-2	cis-1,2-Dichloroethene	0.50	U
78-93-3	2-Butanone	5.0	U
590-20-7	2,2-Dichloropropane	0.50	U
67-66-3	Chloroform	0.50	U
74-97-5	Bromochloromethane	0.50	U
71-55-6	1,1,1-Trichloroethane	0.50	U
563-58-6	1,1-Dichloropropene	0.50	U
56-23-5	Carbon Tetrachloride	0.50	U
107-06-2	1,2-Dichloroethane	0.50	U
71-43-2	Benzene	0.50	U
79-01-6	Trichloroethene	0.50	U
78-87-5	1,2-Dichloropropane	0.50	U
75-27-4	Bromodichloromethane	0.50	U
74-95-3	Dibromomethane	0.50	U
108-10-1	4-Methyl-2-Pentanone	5.0	U
10061-01-5	cis-1,3-Dichloropropene	0.50	U
108-88-3	Toluene	0.50	U
10061-02-6	trans-1,3-Dichloropropene	0.50	U
79-00-5	1,1,2-Trichloroethane	0.50	U
591-78-6	2-Hexanone	5.0	U
142-28-9	1,3-Dichloropropane	0.50	U

1A
VOLATILE ORGANICS ANALYSIS DATA SHEET

EPA SAMPLE NO.

AL084

Lab Name: ITS ENVIRONMENTAL Contract: 93206

Lab Code: INCHVT Case No.: 93206 SAS No.: SDG No.: 64304

Matrix: (soil/water) WATER Lab Sample ID: 327735

Sample wt/vol: 5.000 (g/mL) ML Lab File ID: L327735V

Level: (low/med) LOW Date Received: 03/22/97

% Moisture: not dec. _____ Date Analyzed: 03/27/97

GC Column: DB-624 ID: 0.53 (mm) Dilution Factor: 1.0

Soil Extract Volume:_____(uL) Soil Aliquot Volume: _____(uL)

CAS NO.	COMPOUND	CONCENTRATION UNITS: (ug/L or ug/Kg) UG/L	Q
127-18-4	Tetrachloroethene	0.50	U
124-48-1	Dibromochloromethane	0.50	U
106-93-4	1,2-Dibromoethane	0.50	U
108-90-7	Chlorobenzene	0.50	U
630-20-6	1,1,1,2-Tetrachloroethane	0.50	U
100-41-4	Ethylbenzene	0.50	U
1330-20-7	Xylene (total)	0.50	U
100-42-5	Styrene	0.50	U
75-25-2	Bromoform	0.50	U
98-82-8	Isopropylbenzene	0.50	U
79-34-5	1,1,2,2-Tetrachloroethane	0.50	U
96-18-4	1,2,3-Trichloropropane	0.50	U
108-86-1	Bromobenzene	0.50	U
103-65-1	n-Propylbenzene	0.50	U
95-49-8	2-Chlorotoluene	0.50	U
108-67-8	1,3,5-Trimethylbenzene	0.50	U
106-43-4	4-Chlorotoluene	0.50	U
98-06-6	tert-Butylbenzene	0.50	U
95-63-6	1,2,4-Trimethylbenzene	0.50	U
135-98-8	sec-Butylbenzene	0.50	U
99-87-6	p-Isopropyltoluene	0.50	U
541-73-1	1,3-Dichlorobenzene	0.50	U
106-46-7	1,4-Dichlorobenzene	0.50	U
104-51-8	n-Butylbenzene	0.50	U
95-50-1	1,2-Dichlorobenzene	0.50	U
96-12-8	1,2-Dibromo-3-Chloropropane	0.50	U
120-82-1	1,2,4-Trichlorobenzene	0.50	U
87-68-3	Hexachlorobutadiene	0.50	U
91-20-3	Naphthalene	0.50	U
87-61-6	1,2,3-Trichlorobenzene	0.50	U

1E

VOLATILE ORGANICS ANALYSIS DATA SHEET
TENTATIVELY IDENTIFIED COMPOUNDS

EPA SAMPLE NO.

AL084

Lab Name: ITS ENVIRONMENTAL Contract: 93206

Lab Code: INCHVT Case No.: 93206 SAS No.: SDG No.: 64304

Matrix: (soil/water) WATER Lab Sample ID: 327735

Sample wt/vol: 5.000 (g/mL) ML Lab File ID: L327735V

Level: (low/med) LOW Date Received: 03/22/97

% Moisture: not dec. _____ Date Analyzed: 03/27/97

GC Column: DB-624 ID: 0.53 (mm) Dilution Factor: 1.0

Soil Extract Volume:_____(uL) Soil Aliquot Volume: _____(uL)

Number TICs found: 0

CONCENTRATION UNITS:
(ug/L or ug/Kg) ug/L

CAS NUMBER	COMPOUND NAME	RT	EST. CONC.	Q
1.				
2.				
3.				
4.				
5.				
6.				
7.				
8.				
9.				
10.				
11.				
12.				
13.				
14.				
15.				
16.				
17.				
18.				
19.				
20.				
21.				
22.				
23.				
24.				
25.				
26.				
27.				
28.				
29.				
30.				

1A
VOLATILE ORGANICS ANALYSIS DATA SHEET

EPA SAMPLE NO.

AL085

Lab Name: ITS ENVIRONMENTAL Contract: 93206

Lab Code: INCHVT Case No.: 93206 SAS No.: SDG No.: 64304

Matrix: (soil/water) WATER Lab Sample ID: 327736

Sample wt/vol: 5.000 (g/mL) ML Lab File ID: L327736V

Level: (low/med) LOW Date Received: 03/22/97

% Moisture: not dec. _____ Date Analyzed: 03/27/97

GC Column: DB-624 ID: 0.53 (mm) Dilution Factor: 1.0

Soil Extract Volume:_____(uL) Soil Aliquot Volume: _____(uL)

CAS NO.	COMPOUND	CONCENTRATION UNITS: (ug/L or ug/Kg) UG/L	Q
75-71-8	Dichlorodifluoromethane	0.50	U
74-87-3	Chloromethane	0.50	U
75-01-4	Vinyl Chloride	0.50	U
74-83-9	Bromomethane	0.50	U
75-00-3	Chloroethane	0.50	U
75-69-4	Trichlorofluoromethane	0.50	U
67-64-1	Acetone	5.0	U
75-35-4	1,1-Dichloroethene	0.50	U
156-60-5	trans-1,2-Dichloroethene	0.50	U
75-15-0	Carbon Disulfide	0.50	U
75-09-2	Methylene Chloride	0.50	U
75-34-3	1,1-Dichloroethane	0.50	U
156-59-2	cis-1,2-Dichloroethene	0.86	
78-93-3	2-Butanone	5.0	U
590-20-7	2,2-Dichloropropane	0.50	U
67-66-3	Chloroform	0.50	U
74-97-5	Bromochloromethane	0.50	U
71-55-6	1,1,1-Trichloroethane	0.50	U
563-58-6	1,1-Dichloropropene	0.50	U
56-23-5	Carbon Tetrachloride	0.50	U
107-06-2	1,2-Dichloroethane	0.50	U
71-43-2	Benzene	0.50	U
79-01-6	Trichloroethene	0.50	U
78-87-5	1,2-Dichloropropane	0.50	U
75-27-4	Bromodichloromethane	0.50	U
74-95-3	Dibromomethane	0.50	U
108-10-1	4-Methyl-2-Pentanone	5.0	U
10061-01-5	cis-1,3-Dichloropropene	0.50	U
108-88-3	Toluene	0.50	U
10061-02-6	trans-1,3-Dichloropropene	0.50	U
79-00-5	1,1,2-Trichloroethane	0.50	U
591-78-6	2-Hexanone	5.0	U
142-28-9	1,3-Dichloropropane	0.50	U

1A
VOLATILE ORGANICS ANALYSIS DATA SHEET

EPA SAMPLE NO.

AL085

Lab Name: ITS ENVIRONMENTAL Contract: 93206

Lab Code: INCHVT Case No.: 93206 SAS No.: SDG No.: 64304

Matrix: (soil/water) WATER Lab Sample ID: 327736

Sample wt/vol: 5.000 (g/mL) ML Lab File ID: L327736V

Level: (low/med) LOW Date Received: 03/22/97

% Moisture: not dec. _____ Date Analyzed: 03/27/97

GC Column: DB-624 ID: 0.53 (mm) Dilution Factor: 1.0

Soil Extract Volume:_____(uL) Soil Aliquot Volume: _____(uL)

CAS NO.	COMPOUND	CONCENTRATION UNITS: (ug/L or ug/Kg) UG/L	Q
127-18-4	Tetrachloroethene	0.50	U
124-48-1	Dibromochloromethane	0.50	U
106-93-4	1,2-Dibromoethane	0.50	U
108-90-7	Chlorobenzene	0.50	U
630-20-6	1,1,1,2-Tetrachloroethane	0.50	U
100-41-4	Ethylbenzene	0.50	U
1330-20-7	Xylene (total)	0.50	U
100-42-5	Styrene	0.50	U
75-25-2	Bromoform	0.50	U
98-82-8	Isopropylbenzene	0.50	U
79-34-5	1,1,2,2-Tetrachloroethane	0.50	U
96-18-4	1,2,3-Trichloropropane	0.50	U
108-86-1	Bromobenzene	0.50	U
103-65-1	n-Propylbenzene	0.50	U
95-49-8	2-Chlorotoluene	0.50	U
108-67-8	1,3,5-Trimethylbenzene	0.50	U
106-43-4	4-Chlorotoluene	0.50	U
98-06-6	tert-Butylbenzene	0.50	U
95-63-6	1,2,4-Trimethylbenzene	0.50	U
135-98-8	sec-Butylbenzene	0.50	U
99-87-6	p-Isopropyltoluene	0.50	U
541-73-1	1,3-Dichlorobenzene	0.50	U
106-46-7	1,4-Dichlorobenzene	0.50	U
104-51-8	n-Butylbenzene	0.50	U
95-50-1	1,2-Dichlorobenzene	0.50	U
96-12-8	1,2-Dibromo-3-Chloropropane	0.50	U
120-82-1	1,2,4-Trichlorobenzene	0.50	U
87-68-3	Hexachlorobutadiene	0.50	U
91-20-3	Naphthalene	0.50	U
87-61-6	1,2,3-Trichlorobenzene	0.50	U

1E

VOLATILE ORGANICS ANALYSIS DATA SHEET
TENTATIVELY IDENTIFIED COMPOUNDS

EPA SAMPLE NO.

AL085

Lab Name: ITS ENVIRONMENTAL Contract: 93206

Lab Code: INCHVT Case No.: 93206 SAS No.: SDG No.: 64304

Matrix: (soil/water) WATER Lab Sample ID: 327736

Sample wt/vol: 5.000 (g/mL) ML Lab File ID: L327736V

Level: (low/med) LOW Date Received: 03/22/97

% Moisture: not dec. _____ Date Analyzed: 03/27/97

GC Column: DB-624 ID: 0.53 (mm) Dilution Factor: 1.0

Soil Extract Volume:_____(uL) Soil Aliquot Volume: _____(uL)

Number TICs found: 0

CONCENTRATION UNITS:
(ug/L or ug/Kg) ug/L

CAS NUMBER	COMPOUND NAME	RT	EST. CONC.	Q
1.				
2.				
3.				
4.				
5.				
6.				
7.				
8.				
9.				
10.				
11.				
12.				
13.				
14.				
15.				
16.				
17.				
18.				
19.				
20.				
21.				
22.				
23.				
24.				
25.				
26.				
27.				
28.				
29.				
30.				

1A
VOLATILE ORGANICS ANALYSIS DATA SHEET

EPA SAMPLE NO.

AL086

Lab Name: ITS ENVIRONMENTAL Contract: 93206

Lab Code: INCHVT Case No.: 93206 SAS No.: SDG No.: 64304

Matrix: (soil/water) WATER Lab Sample ID: 327738

Sample wt/vol: 5.000 (g/mL) ML Lab File ID: L327738V

Level: (low/med) LOW Date Received: 03/22/97

% Moisture: not dec. _____ Date Analyzed: 03/27/97

GC Column: DB-624 ID: 0.53 (mm) Dilution Factor: 1.0

Soil Extract Volume:_____(uL) Soil Aliquot Volume: _____(uL)

CAS NO.	COMPOUND	CONCENTRATION UNITS: (ug/L or ug/Kg) UG/L	Q
75-71-8	Dichlorodifluoromethane	0.50	U
74-87-3	Chloromethane	0.50	U
75-01-4	Vinyl Chloride	0.50	U
74-83-9	Bromomethane	0.50	U
75-00-3	Chloroethane	0.50	U
75-69-4	Trichlorofluoromethane	0.50	U
67-64-1	Acetone	5.0	U
75-35-4	1,1-Dichloroethene	0.50	U
156-60-5	trans-1,2-Dichloroethene	0.50	U
75-15-0	Carbon Disulfide	0.50	U
75-09-2	Methylene Chloride	0.50	U
75-34-3	1,1-Dichloroethane	0.50	U
156-59-2	cis-1,2-Dichloroethene	0.50	U
78-93-3	2-Butanone	5.0	U
590-20-7	2,2-Dichloropropane	0.50	U
67-66-3	Chloroform	0.50	U
74-97-5	Bromochloromethane	0.50	U
71-55-6	1,1,1-Trichloroethane	0.50	U
563-58-6	1,1-Dichloropropene	0.50	U
56-23-5	Carbon Tetrachloride	0.50	U
107-06-2	1,2-Dichloroethane	0.50	U
71-43-2	Benzene	0.50	U
79-01-6	Trichloroethene	0.50	U
78-87-5	1,2-Dichloropropane	0.50	U
75-27-4	Bromodichloromethane	0.50	U
74-95-3	Dibromomethane	0.50	U
108-10-1	4-Methyl-2-Pentanone	5.0	U
10061-01-5	cis-1,3-Dichloropropene	0.50	U
108-88-3	Toluene	0.50	U
10061-02-6	trans-1,3-Dichloropropene	0.50	U
79-00-5	1,1,2-Trichloroethane	0.50	U
591-78-6	2-Hexanone	5.0	U
142-28-9	1,3-Dichloropropane	0.50	U

1A
VOLATILE ORGANICS ANALYSIS DATA SHEET

EPA SAMPLE NO.

AL086

Lab Name: ITS ENVIRONMENTAL Contract: 93206

Lab Code: INCHVT Case No.: 93206 SAS No.: SDG No.: 64304

Matrix: (soil/water) WATER Lab Sample ID: 327738

Sample wt/vol: 5.000 (g/mL) ML Lab File ID: L327738V

Level: (low/med) LOW Date Received: 03/22/97

% Moisture: not dec. _____ Date Analyzed: 03/27/97

GC Column: DB-624 ID: 0.53 (mm) Dilution Factor: 1.0

Soil Extract Volume:_____(uL) Soil Aliquot Volume: _____(uL)

CAS NO.	COMPOUND	CONCENTRATION UNITS: (ug/L or ug/Kg) UG/L	Q
127-18-4	Tetrachloroethene	0.50	U
124-48-1	Dibromochloromethane	0.50	U
106-93-4	1,2-Dibromoethane	0.50	U
108-90-7	Chlorobenzene	0.50	U
630-20-6	1,1,1,2-Tetrachloroethane	0.50	U
100-41-4	Ethylbenzene	0.50	U
1330-20-7	Xylene (total)	0.50	U
100-42-5	Styrene	0.50	U
75-25-2	Bromoform	0.50	U
98-82-8	Isopropylbenzene	0.50	U
79-34-5	1,1,2,2-Tetrachloroethane	0.50	U
96-18-4	1,2,3-Trichloropropane	0.50	U
108-86-1	Bromobenzene	0.50	U
103-65-1	n-Propylbenzene	0.50	U
95-49-8	2-Chlorotoluene	0.50	U
108-67-8	1,3,5-Trimethylbenzene	0.50	U
106-43-4	4-Chlorotoluene	0.50	U
98-06-6	tert-Butylbenzene	0.50	U
95-63-6	1,2,4-Trimethylbenzene	0.50	U
135-98-8	sec-Butylbenzene	0.50	U
99-87-6	p-Isopropyltoluene	0.50	U
541-73-1	1,3-Dichlorobenzene	0.50	U
106-46-7	1,4-Dichlorobenzene	0.50	U
104-51-8	n-Butylbenzene	0.50	U
95-50-1	1,2-Dichlorobenzene	0.50	U
96-12-8	1,2-Dibromo-3-Chloropropane	0.50	U
120-82-1	1,2,4-Trichlorobenzene	0.50	U
87-68-3	Hexachlorobutadiene	0.50	U
91-20-3	Naphthalene	0.50	U
87-61-6	1,2,3-Trichlorobenzene	0.50	U

1E
VOLATILE ORGANICS ANALYSIS DATA SHEET
TENTATIVELY IDENTIFIED COMPOUNDS

EPA SAMPLE NO.

AL086

Lab Name: ITS ENVIRONMENTAL Contract: 93206

Lab Code: INCHVT Case No.: 93206 SAS No.: SDG No.: 64304

Matrix: (soil/water) WATER Lab Sample ID: 327738

Sample wt/vol: 5.000 (g/mL) ML Lab File ID: L327738V

Level: (low/med) LOW Date Received: 03/22/97

% Moisture: not dec. _____ Date Analyzed: 03/27/97

GC Column: DB-624 ID: 0.53 (mm) Dilution Factor: 1.0

Soil Extract Volume:_____(uL) Soil Aliquot Volume: _____(uL)

Number TICs found: 0

CONCENTRATION UNITS:
(ug/L or ug/Kg) ug/L

CAS NUMBER	COMPOUND NAME	RT	EST. CONC.	Q
1.				
2.				
3.				
4.				
5.				
6.				
7.				
8.				
9.				
10.				
11.				
12.				
13.				
14.				
15.				
16.				
17.				
18.				
19.				
20.				
21.				
22.				
23.				
24.				
25.				
26.				
27.				
28.				
29.				
30.				

1A
VOLATILE ORGANICS ANALYSIS DATA SHEET

EPA SAMPLE NO.

AL089

Lab Name: ITS ENVIRONMENTAL Contract: 93206

Lab Code: INCHVT Case No.: 93206 SAS No.: SDG No.: 64304

Matrix: (soil/water) WATER Lab Sample ID: 327740

Sample wt/vol: 5.000 (g/mL) ML Lab File ID: L327740V

Level: (low/med) LOW Date Received: 03/22/97

% Moisture: not dec. _____ Date Analyzed: 03/27/97

GC Column: DB-624 ID: 0.53 (mm) Dilution Factor: 1.0

Soil Extract Volume:_____(uL) Soil Aliquot Volume: _____(uL)

CAS NO.	COMPOUND	CONCENTRATION UNITS: (ug/L or ug/Kg) UG/L	Q
75-71-8	Dichlorodifluoromethane	0.50	U
74-87-3	Chloromethane	0.50	U
75-01-4	Vinyl Chloride	0.50	U
74-83-9	Bromomethane	0.50	U
75-00-3	Chloroethane	0.50	U
75-69-4	Trichlorofluoromethane	0.50	U
67-64-1	Acetone	5.0	U
75-35-4	1,1-Dichloroethene	0.50	U
156-60-5	trans-1,2-Dichloroethene	0.50	U
75-15-0	Carbon Disulfide	0.50	U
75-09-2	Methylene Chloride	0.50	U
75-34-3	1,1-Dichloroethane	0.50	U
156-59-2	cis-1,2-Dichloroethene	0.50	U
78-93-3	2-Butanone	5.0	U
590-20-7	2,2-Dichloropropane	0.50	U
67-66-3	Chloroform	0.50	U
74-97-5	Bromochloromethane	0.50	U
71-55-6	1,1,1-Trichloroethane	0.50	U
563-58-6	1,1-Dichloropropene	0.50	U
56-23-5	Carbon Tetrachloride	0.50	U
107-06-2	1,2-Dichloroethane	0.50	U
71-43-2	Benzene	0.50	U
79-01-6	Trichloroethene	0.50	U
78-87-5	1,2-Dichloropropane	0.50	U
75-27-4	Bromodichloromethane	0.50	U
74-95-3	Dibromomethane	0.50	U
108-10-1	4-Methyl-2-Pentanone	5.0	U
10061-01-5	cis-1,3-Dichloropropene	0.50	U
108-88-3	Toluene	0.50	U
10061-02-6	trans-1,3-Dichloropropene	0.50	U
79-00-5	1,1,2-Trichloroethane	0.50	U
591-78-6	2-Hexanone	5.0	U
142-28-9	1,3-Dichloropropane	0.50	U

1A
VOLATILE ORGANICS ANALYSIS DATA SHEET

EPA SAMPLE NO.

AL089

Lab Name: ITS ENVIRONMENTAL Contract: 93206

Lab Code: INCHVT Case No.: 93206 SAS No.: SDG No.: 64304

Matrix: (soil/water) WATER Lab Sample ID: 327740

Sample wt/vol: 5.000 (g/mL) ML Lab File ID: L327740V

Level: (low/med) LOW Date Received: 03/22/97

% Moisture: not dec. _____ Date Analyzed: 03/27/97

GC Column: DB-624 ID: 0.53 (mm) Dilution Factor: 1.0

Soil Extract Volume:_____(uL) Soil Aliquot Volume: _____(uL)

CAS NO.	COMPOUND	CONCENTRATION UNITS: (ug/L or ug/Kg) UG/L	Q
127-18-4	Tetrachloroethene	0.50	U
124-48-1	Dibromochloromethane	0.50	U
106-93-4	1,2-Dibromoethane	0.50	U
108-90-7	Chlorobenzene	0.50	U
630-20-6	1,1,1,2-Tetrachloroethane	0.50	U
100-41-4	Ethylbenzene	0.50	U
1330-20-7	Xylene (total)	0.50	U
100-42-5	Styrene	0.50	U
75-25-2	Bromoform	0.50	U
98-82-8	Isopropylbenzene	0.50	U
79-34-5	1,1,2,2-Tetrachloroethane	0.50	U
96-18-4	1,2,3-Trichloropropane	0.50	U
108-86-1	Bromobenzene	0.50	U
103-65-1	n-Propylbenzene	0.50	U
95-49-8	2-Chlorotoluene	0.50	U
108-67-8	1,3,5-Trimethylbenzene	0.50	U
106-43-4	4-Chlorotoluene	0.50	U
98-06-6	tert-Butylbenzene	0.50	U
95-63-6	1,2,4-Trimethylbenzene	0.50	U
135-98-8	sec-Butylbenzene	0.50	U
99-87-6	p-Isopropyltoluene	0.50	U
541-73-1	1,3-Dichlorobenzene	0.50	U
106-46-7	1,4-Dichlorobenzene	0.50	U
104-51-8	n-Butylbenzene	0.50	U
95-50-1	1,2-Dichlorobenzene	0.50	U
96-12-8	1,2-Dibromo-3-Chloropropane	0.50	U
120-82-1	1,2,4-Trichlorobenzene	0.50	U
87-68-3	Hexachlorobutadiene	0.50	U
91-20-3	Naphthalene	0.50	U
87-61-6	1,2,3-Trichlorobenzene	0.50	U

1E
VOLATILE ORGANICS ANALYSIS DATA SHEET
TENTATIVELY IDENTIFIED COMPOUNDS

EPA SAMPLE NO.

AL089

Lab Name: ITS ENVIRONMENTAL Contract: 93206

Lab Code: INCHVT Case No.: 93206 SAS No.: SDG No.: 64304

Matrix: (soil/water) WATER Lab Sample ID: 327740

Sample wt/vol: 5.000 (g/mL) ML Lab File ID: L327740V

Level: (low/med) LOW Date Received: 03/22/97

% Moisture: not dec. _____ Date Analyzed: 03/27/97

GC Column: DB-624 ID: 0.53 (mm) Dilution Factor: 1.0

Soil Extract Volume:_____(uL) Soil Aliquot Volume: _____(uL)

Number TICs found: 0

CONCENTRATION UNITS:
(ug/L or ug/Kg) ug/L

CAS NUMBER	COMPOUND NAME	RT	EST. CONC.	Q
1.				
2.				
3.				
4.				
5.				
6.				
7.				
8.				
9.				
10.				
11.				
12.				
13.				
14.				
15.				
16.				
17.				
18.				
19.				
20.				
21.				
22.				
23.				
24.				
25.				
26.				
27.				
28.				
29.				
30.				

1A
VOLATILE ORGANICS ANALYSIS DATA SHEET

EPA SAMPLE NO.

AL090

Lab Name: ITS ENVIRONMENTAL Contract: 93206

Lab Code: INCHVT Case No.: 93206 SAS No.: SDG No.: 64304

Matrix: (soil/water) WATER Lab Sample ID: 327742

Sample wt/vol: 5.000 (g/mL) ML Lab File ID: L327742V

Level: (low/med) LOW Date Received: 03/22/97

% Moisture: not dec. _____ Date Analyzed: 03/27/97

GC Column: DB-624 ID: 0.53 (mm) Dilution Factor: 1.0

Soil Extract Volume:_____(uL) Soil Aliquot Volume: _____(uL)

CAS NO.	COMPOUND	CONCENTRATION UNITS: (ug/L or ug/Kg) UG/L	Q
75-71-8	Dichlorodifluoromethane	0.50	U
74-87-3	Chloromethane	0.50	U
75-01-4	Vinyl Chloride	0.50	U
74-83-9	Bromomethane	0.50	U
75-00-3	Chloroethane	0.50	U
75-69-4	Trichlorofluoromethane	0.50	U
67-64-1	Acetone	5.0	U
75-35-4	1,1-Dichloroethene	0.50	U
156-60-5	trans-1,2-Dichloroethene	0.50	U
75-15-0	Carbon Disulfide	0.50	U
75-09-2	Methylene Chloride	0.50	U
75-34-3	1,1-Dichloroethane	0.50	U
156-59-2	cis-1,2-Dichloroethene	0.50	U
78-93-3	2-Butanone	5.0	U
590-20-7	2,2-Dichloropropane	0.50	U
67-66-3	Chloroform	0.50	U
74-97-5	Bromochloromethane	0.50	U
71-55-6	1,1,1-Trichloroethane	0.50	U
563-58-6	1,1-Dichloropropene	0.50	U
56-23-5	Carbon Tetrachloride	0.50	U
107-06-2	1,2-Dichloroethane	0.50	U
71-43-2	Benzene	0.50	U
79-01-6	Trichloroethene	0.50	U
78-87-5	1,2-Dichloropropane	0.50	U
75-27-4	Bromodichloromethane	0.50	U
74-95-3	Dibromomethane	0.50	U
108-10-1	4-Methyl-2-Pentanone	5.0	U
10061-01-5	cis-1,3-Dichloropropene	0.50	U
108-88-3	Toluene	0.50	U
10061-02-6	trans-1,3-Dichloropropene	0.50	U
79-00-5	1,1,2-Trichloroethane	0.50	U
591-78-6	2-Hexanone	5.0	U
142-28-9	1,3-Dichloropropane	0.50	U

1A
VOLATILE ORGANICS ANALYSIS DATA SHEET

EPA SAMPLE NO.

AL090

Lab Name: ITS ENVIRONMENTAL Contract: 93206

Lab Code: INCHVT Case No.: 93206 SAS No.: SDG No.: 64304

Matrix: (soil/water) WATER Lab Sample ID: 327742

Sample wt/vol: 5.000 (g/mL) ML Lab File ID: L327742V

Level: (low/med) LOW Date Received: 03/22/97

% Moisture: not dec. _____ Date Analyzed: 03/27/97

GC Column: DB-624 ID: 0.53 (mm) Dilution Factor: 1.0

Soil Extract Volume:_____(uL) Soil Aliquot Volume: _____(uL)

CAS NO.	COMPOUND	CONCENTRATION UNITS: (ug/L or ug/Kg) UG/L	Q
127-18-4	Tetrachloroethene	0.50	U
124-48-1	Dibromochloromethane	0.50	U
106-93-4	1,2-Dibromoethane	0.50	U
108-90-7	Chlorobenzene	0.50	U
630-20-6	1,1,1,2-Tetrachloroethane	0.50	U
100-41-4	Ethylbenzene	0.50	U
1330-20-7	Xylene (total)	0.50	U
100-42-5	Styrene	0.50	U
75-25-2	Bromoform	0.50	U
98-82-8	Isopropylbenzene	0.50	U
79-34-5	1,1,2,2-Tetrachloroethane	0.50	U
96-18-4	1,2,3-Trichloropropane	0.50	U
108-86-1	Bromobenzene	0.50	U
103-65-1	n-Propylbenzene	0.50	U
95-49-8	2-Chlorotoluene	0.50	U
108-67-8	1,3,5-Trimethylbenzene	0.50	U
106-43-4	4-Chlorotoluene	0.50	U
98-06-6	tert-Butylbenzene	0.50	U
95-63-6	1,2,4-Trimethylbenzene	0.50	U
135-98-8	sec-Butylbenzene	0.50	U
99-87-6	p-Isopropyltoluene	0.50	U
541-73-1	1,3-Dichlorobenzene	0.50	U
106-46-7	1,4-Dichlorobenzene	0.50	U
104-51-8	n-Butylbenzene	0.50	U
95-50-1	1,2-Dichlorobenzene	0.50	U
96-12-8	1,2-Dibromo-3-Chloropropane	0.50	U
120-82-1	1,2,4-Trichlorobenzene	0.50	U
87-68-3	Hexachlorobutadiene	0.50	U
91-20-3	Naphthalene	0.50	U
87-61-6	1,2,3-Trichlorobenzene	0.50	U

1E

VOLATILE ORGANICS ANALYSIS DATA SHEET
TENTATIVELY IDENTIFIED COMPOUNDS

EPA SAMPLE NO.

AL090

Lab Name: ITS ENVIRONMENTAL Contract: 93206

Lab Code: INCHVT Case No.: 93206 SAS No.: SDG No.: 64304

Matrix: (soil/water) WATER Lab Sample ID: 327742

Sample wt/vol: 5.000 (g/mL) ML Lab File ID: L327742V

Level: (low/med) LOW Date Received: 03/22/97

% Moisture: not dec. _____ Date Analyzed: 03/27/97

GC Column: DB-624 ID: 0.53 (mm) Dilution Factor: 1.0

Soil Extract Volume:_____(uL) Soil Aliquot Volume: _____(uL)

Number TICs found: 0

CONCENTRATION UNITS:
(ug/L or ug/Kg) ug/L

CAS NUMBER	COMPOUND NAME	RT	EST. CONC.	Q
1.				
2.				
3.				
4.				
5.				
6.				
7.				
8.				
9.				
10.				
11.				
12.				
13.				
14.				
15.				
16.				
17.				
18.				
19.				
20.				
21.				
22.				
23.				
24.				
25.				
26.				
27.				
28.				
29.				
30.				

2A
WATER VOLATILE SYSTEM MONITORING COMPOUND RECOVERY

Lab Name: ITS ENVIRONMENTAL Contract: 93206

Lab Code: INCHVT Case No.: 93206 SAS No.: SDG No.: 64304

	EPA SAMPLE NO.	SMC1 (DCE) #	SMC2 (BFB) #	SMC3 (DCB) #	OTHER	TOT OUT
01	VBLKS4	100	100	110		0
02	LJHCLCS	115	100	105		0
03	AL071	120	100	105		0
04	AL072	95	100	110		0
05	AL073	100	100	110		0
06	AL074	95	105	115		0
07	AL075	90	100	105		0
08	AL076	90	105	115		0
09	AL070	90	105	115		0
10	VBLKT3	110	100	110		0
11	LJHDLCS	110	90	100		0
12	AL077	100	90	100		0
13	AL078	110	95	110		0
14	AL079	100	100	105		0
15	AL080	110	95	100		0
16	AL081	110	95	105		0
17	AL082	105	95	105		0
18	AL084	110	95	105		0
19	AL085	115	95	100		0
20	AL086	110	95	100		0
21	AL089	115	90	105		0
22	AL090	110	95	110		0
23	AL083	110	90	100		0
24	AL083MS	105	100	105		0
25	AL083MSD	110	100	100		0
26	MBS	105	100	105		0
27						
28						
29						
30						

		QC LIMITS
SMC1 (DCE)	= 1,2-Dichloroethane-d4	(83-143)
SMC2 (BFB)	= Bromofluorobenzene	(86-115)
SMC3 (DCB)	= 1,2-Dichlorobenzene-d4	(80-120)

Column to be used to flag recovery values

* Values outside of contract required QC limits

D System Monitoring Compound diluted out

3A

WATER VOLATILE MATRIX SPIKE/MATRIX SPIKE DUPLICATE RECOVERY

Lab Name: ITS ENVIRONMENTAL Contract: 93206

Lab Code: INCHVT Case No.: 93206 SAS No.: SDG No.: 64304

Matrix Spike - EPA Sample No.: AL083

COMPOUND	SPIKE ADDED (ug/L)	SAMPLE CONCENTRATION (ug/L)	MS CONCENTRATION (ug/L)	MS % REC #	QC. LIMITS REC.
o-Xylene	10	0.0	10	100	60-140
m- & p-Xylene	20	0.0	20	100	60-140
Dichlorodifluoromethane	10	0.0	9.6	96	60-140
Chloromethane	10	0.0	10	100	60-140
Vinyl Chloride	10	0.0	9.6	96	60-140
Bromomethane	10	0.0	8.2	82	60-140
Chloroethane	10	0.0	10	100	60-140
Trichlorofluoromethane	10	0.0	9.2	92	60-140
Acetone	25	0.0	21	84	60-140
1,1-Dichloroethene	10	0.0	9.4	94	60-140
trans-1,2-Dichloroethen	10	0.0	9.3	93	60-140
Carbon Disulfide	10	0.0	6.0	60	60-140
Methylene Chloride	10	0.0	9.9	99	60-140
1,1-Dichloroethane	10	0.0	9.7	97	60-140
cis-1,2-Dichloroethene	10	0.0	9.2	92	60-140
2-Butanone	25	0.0	22	88	60-140
2,2-Dichloropropane	10	0.0	8.8	88	60-140
Chloroform	10	0.0	9.6	96	60-140
Bromochloromethane	10	0.0	9.2	92	60-140
1,1,1-Trichloroethane	10	0.0	9.7	97	60-140
1,1-Dichloropropene	10	0.0	9.4	94	60-140
Carbon Tetrachloride	10	0.0	9.4	94	60-140
1,2-Dichloroethane	10	0.0	9.6	96	60-140
Benzene	10	0.0	9.8	98	60-140
Trichloroethene	10	0.0	9.6	96	60-140
1,2-Dichloropropane	10	0.0	9.8	98	60-140
Bromodichloromethane	10	0.0	9.0	90	60-140
Dibromomethane	10	0.0	9.9	99	60-140

Column to be used to flag recovery and RPD values with an asterisk

* Values outside of QC limits

COMMENTS: _____

3A

WATER VOLATILE MATRIX SPIKE/MATRIX SPIKE DUPLICATE RECOVERY

Lab Name: ITS ENVIRONMENTAL Contract: 93206

Lab Code: INCHVT Case No.: 93206 SAS No.: SDG No.: 64304

Matrix Spike - EPA Sample No.: AL083

COMPOUND	SPIKE ADDED (ug/L)	SAMPLE CONCENTRATION (ug/L)	MS CONCENTRATION (ug/L)	MS % REC #	QC. LIMITS REC.
4-Methyl-2-Pentanone	25	0.0	24	96	60-140
cis-1,3-Dichloropropene	10	0.0	8.2	82	60-140
Toluene	10	0.0	9.4	94	60-140
trans-1,3-Dichloroprope	10	0.0	8.2	82	60-140
1,1,2-Trichloroethane	10	0.0	9.8	98	60-140
2-Hexanone	25	0.0	23	92	60-140
1,3-Dichloropropane	10	0.0	9.8	98	60-140
Tetrachloroethene	10	0.0	9.2	92	60-140
Dibromochloromethane	10	0.0	8.4	84	60-140
1,2-Dibromoethane	10	0.0	9.8	98	60-140
Chlorobenzene	10	0.0	9.8	98	60-140
1,1,1,2-Tetrachloroetha	10	0.0	9.6	96	60-140
Ethylbenzene	10	0.0	9.7	97	60-140
Xylene (total)	30	0.0	31	103	60-140
Styrene	10	0.0	8.8	88	60-140
Bromoform	10	0.0	7.3	73	60-140
Isopropylbenzene	10	0.0	9.7	97	60-140
1,1,2,2-Tetrachloroetha	10	0.0	9.8	98	60-140
1,2,3-Trichloropropane	10	0.0	9.6	96	60-140
Bromobenzene	10	0.0	10	100	60-140
n-Propylbenzene	10	0.0	9.5	95	60-140
2-Chlorotoluene	10	0.0	9.7	97	60-140
1,3,5-Trimethylbenzene	10	0.0	9.5	95	60-140
4-Chlorotoluene	10	0.0	9.7	97	60-140
tert-Butylbenzene	10	0.0	9.6	96	60-140
1,2,4-Trimethylbenzene	10	0.0	9.8	98	60-140
sec-Butylbenzene	10	0.0	9.7	97	60-140
p-Isopropyltoluene	10	0.0	9.4	94	60-140

Column to be used to flag recovery and RPD values with an asterisk

* Values outside of QC limits

COMMENTS: _____

3A

WATER VOLATILE MATRIX SPIKE/MATRIX SPIKE DUPLICATE RECOVERY

Lab Name: ITS ENVIRONMENTAL Contract: 93206

Lab Code: INCHVT Case No.: 93206 SAS No.: SDG No.: 64304

Matrix Spike - EPA Sample No.: AL083

COMPOUND	SPIKE ADDED (ug/L)	SAMPLE CONCENTRATION (ug/L)	MS CONCENTRATION (ug/L)	MS % REC #	QC. LIMITS REC.
1,3-Dichlorobenzene	10	0.0	9.7	97	60-140
1,4-Dichlorobenzene	10	0.0	9.7	97	60-140
n-Butylbenzene	10	0.0	9.2	92	60-140
1,2-Dichlorobenzene	10	0.0	10	100	60-140
1,2-Dibromo-3-Chloropro	10	0.0	9.2	92	60-140
1,2,4-Trichlorobenzene	10	0.0	10	100	60-140
Hexachlorobutadiene	10	0.0	8.7	87	60-140
Naphthalene	10	0.0	10	100	60-140
1,2,3-Trichlorobenzene	10	0.0	10	100	60-140

Column to be used to flag recovery and RPD values with an asterisk

* Values outside of QC limits

COMMENTS: _____

3A

WATER VOLATILE MATRIX SPIKE/MATRIX SPIKE DUPLICATE RECOVERY

Lab Name: ITS ENVIRONMENTAL Contract: 93206

Lab Code: INCHVT Case No.: 93206 SAS No.: SDG No.: 64304

Matrix Spike - EPA Sample No.: AL083

COMPOUND	SPIKE ADDED (ug/L)	MSD CONCENTRATION (ug/L)	MSD % REC #	% RPD #	QC LIMITS RPD	QC LIMITS REC.
o-Xylene	10	10	100	0	30	60-140
m- & p-Xylene	20	19	95	5	30	60-140
Dichlorodifluoromethane	10	9.4	94	2	30	60-140
Chloromethane	10	9.8	98	2	30	60-140
Vinyl Chloride	10	9.2	92	4	30	60-140
Bromomethane	10	8.8	88	7	30	60-140
Chloroethane	10	10	100	0	30	60-140
Trichlorofluoromethane	10	9.6	96	4	30	60-140
Acetone	25	22	88	5	30	60-140
1,1-Dichloroethene	10	9.6	96	2	30	60-140
trans-1,2-Dichloroethen	10	9.9	99	6	30	60-140
Carbon Disulfide	10	6.2	62	3	30	60-140
Methylene Chloride	10	10	100	1	30	60-140
1,1-Dichloroethane	10	10	100	3	30	60-140
cis-1,2-Dichloroethene	10	9.6	96	4	30	60-140
2-Butanone	25	21	84	5	30	60-140
2,2-Dichloropropane	10	8.9	89	1	30	60-140
Chloroform	10	10	100	4	30	60-140
Bromochloromethane	10	9.2	92	0	30	60-140
1,1,1-Trichloroethane	10	10	100	3	30	60-140
1,1-Dichloropropene	10	9.5	95	1	30	60-140
Carbon Tetrachloride	10	9.8	98	4	30	60-140
1,2-Dichloroethane	10	9.8	98	2	30	60-140
Benzene	10	9.7	97	1	30	60-140
Trichloroethene	10	9.8	98	2	30	60-140
1,2-Dichloropropane	10	10	100	2	30	60-140
Bromodichloromethane	10	9.3	93	3	30	60-140
Dibromomethane	10	10	100	1	30	60-140

Column to be used to flag recovery and RPD values with an asterisk

* Values outside of QC limits

COMMENTS: _____

3A

WATER VOLATILE MATRIX SPIKE/MATRIX SPIKE DUPLICATE RECOVERY

Lab Name: ITS ENVIRONMENTAL Contract: 93206

Lab Code: INCHVT Case No.: 93206 SAS No.: SDG No.: 64304

Matrix Spike - EPA Sample No.: AL083

COMPOUND	SPIKE ADDED (ug/L)	MSD CONCENTRATION (ug/L)	MSD % REC #	% RPD #	QC LIMITS RPD	QC LIMITS REC.
4-Methyl-2-Pentanone	25	24	96	0	30	60-140
cis-1,3-Dichloropropene	10	8.5	85	4	30	60-140
Toluene	10	9.4	94	0	30	60-140
trans-1,3-Dichloroprope	10	8.3	83	1	30	60-140
1,1,2-Trichloroethane	10	10	100	2	30	60-140
2-Hexanone	25	24	96	4	30	60-140
1,3-Dichloropropane	10	9.9	99	1	30	60-140
Tetrachloroethene	10	9.3	93	1	30	60-140
Dibromochloromethane	10	8.4	84	0	30	60-140
1,2-Dibromoethane	10	9.9	99	1	30	60-140
Chlorobenzene	10	9.8	98	0	30	60-140
1,1,1,2-Tetrachloroetha	10	9.8	98	2	30	60-140
Ethylbenzene	10	9.6	96	1	30	60-140
Xylene (total)	30	30	100	3	30	60-140
Styrene	10	8.5	85	3	30	60-140
Bromoform	10	7.4	74	1	30	60-140
Isopropylbenzene	10	9.6	96	1	30	60-140
1,1,2,2-Tetrachloroetha	10	9.7	97	1	30	60-140
1,2,3-Trichloropropane	10	9.6	96	0	30	60-140
Bromobenzene	10	10	100	0	30	60-140
n-Propylbenzene	10	9.5	95	0	30	60-140
2-Chlorotoluene	10	9.6	96	1	30	60-140
1,3,5-Trimethylbenzene	10	9.3	93	2	30	60-140
4-Chlorotoluene	10	9.8	98	1	30	60-140
tert-Butylbenzene	10	9.5	95	1	30	60-140
1,2,4-Trimethylbenzene	10	9.4	94	4	30	60-140
sec-Butylbenzene	10	9.8	98	1	30	60-140
p-Isopropyltoluene	10	9.4	94	0	30	60-140

Column to be used to flag recovery and RPD values with an asterisk

* Values outside of QC limits

COMMENTS:

3A
WATER VOLATILE MATRIX SPIKE/MATRIX SPIKE DUPLICATE RECOVERY

Lab Name: ITS ENVIRONMENTAL Contract: 93206

Lab Code: INCHVT Case No.: 93206 SAS No.: SDG No.: 64304

Matrix Spike - EPA Sample No.: AL083

COMPOUND	SPIKE ADDED (ug/L)	MSD CONCENTRATION (ug/L)	MSD % REC #	% RPD #	QC LIMITS RPD	QC LIMITS REC.
1,3-Dichlorobenzene	10	9.7	97	0	30	60-140
1,4-Dichlorobenzene	10	9.7	97	0	30	60-140
n-Butylbenzene	10	9.4	94	2	30	60-140
1,2-Dichlorobenzene	10	10	100	0	30	60-140
1,2-Dibromo-3-Chloropro	10	9.4	94	2	30	60-140
1,2,4-Trichlorobenzene	10	10	100	0	30	60-140
Hexachlorobutadiene	10	9.2	92	6	30	60-140
Naphthalene	10	10	100	0	30	60-140
1,2,3-Trichlorobenzene	10	10	100	0	30	60-140

Column to be used to flag recovery and RPD values with an asterisk

* Values outside of QC limits

RPD: 0 out of 65 outside limits
Spike Recovery: 0 out of 130 outside limits

COMMENTS: _____

FORM 3
WATER VOLATILE LAB CONTROL SAMPLE

Lab Name: ITS ENVIRONMENTAL Contract: 93206

Lab Code: INCHVT Case No.: 93206 SAS No.: SDG No.: 64304

Matrix Spike - CYNOIL Sample No.: LJHCLCS

COMPOUND	SPIKE ADDED (ug/L)	SAMPLE CONCENTRATION (ug/L)	LCS CONCENTRATION (ug/L)	LCS % REC #	QC. LIMITS REC.
o-Xylene	0.50		0.46	92	60-140
m- & p-Xylene	1.0		0.96	96	60-140
Dichlorodifluoromethane	0.50		0.49	98	60-140
Chloromethane	0.50		0.47	94	60-140
Vinyl Chloride	0.50		0.47	94	60-140
Bromomethane	0.50		0.66	132	60-140
Chloroethane	0.50		0.64	128	60-140
Trichlorofluoromethane	0.50		0.56	112	60-140
Acetone	2.5		3.5	140	60-140
1,1-Dichloroethene	0.50		0.56	112	60-140
trans-1,2-Dichloroethen	0.50		0.59	118	60-140
Carbon Disulfide	0.50		0.46	92	60-140
Methylene Chloride	0.50		0.64	128	60-140
1,1-Dichloroethane	0.50		0.62	124	60-140
cis-1,2-Dichloroethene	0.50		0.61	122	60-140
2-Butanone	2.5		3.0	120	60-140
2,2-Dichloropropane	0.50		0.61	122	60-140
Chloroform	0.50		0.69	138	60-140
Bromochloromethane	0.50		0.50	100	60-140
1,1,1-Trichloroethane	0.50		0.55	110	60-140
1,1-Dichloropropene	0.50		0.50	100	60-140
Carbon Tetrachloride	0.50		0.50	100	60-140
1,2-Dichloroethane	0.50		0.58	116	60-140
Benzene	0.50		0.56	112	60-140
Trichloroethene	0.50		0.48	96	60-140
1,2-Dichloropropane	0.50		0.55	110	60-140
Bromodichloromethane	0.50		0.48	96	60-140
Dibromomethane	0.50		0.54	108	60-140

Column to be used to flag recovery and RPD values with an asterisk

* Values outside of QC limits

COMMENTS: _____

FORM 3
WATER VOLATILE LAB CONTROL SAMPLE

Lab Name: ITS ENVIRONMENTAL Contract: 93206

Lab Code: INCHVT Case No.: 93206 SAS No.: SDG No.: 64304

Matrix Spike - CYNOIL Sample No.: LJHCLCS

COMPOUND	SPIKE ADDED (ug/L)	SAMPLE CONCENTRATION (ug/L)	LCS CONCENTRATION (ug/L)	LCS % REC #	QC. LIMITS REC.
4-Methyl-2-Pentanone	2.5		4.6	184*	60-140
cis-1,3-Dichloropropene	0.50		0.49	98	60-140
Toluene	0.50		0.46	92	60-140
trans-1,3-Dichloroprope	0.50		0.40	80	60-140
1,1,2-Trichloroethane	0.50		0.45	90	60-140
2-Hexanone	2.5		2.8	112	60-140
1,3-Dichloropropane	0.50		0.47	94	60-140
Tetrachloroethene	0.50		0.48	96	60-140
Dibromochloromethane	0.50		0.45	90	60-140
1,2-Dibromoethane	0.50		0.46	92	60-140
Chlorobenzene	0.50		0.51	102	60-140
1,1,1,2-Tetrachloroetha	0.50		0.49	98	60-140
Ethylbenzene	0.50		0.50	100	60-140
Xylene (total)	1.5		1.5	100	60-140
Styrene	0.50		0.43	86	60-140
Bromoform	0.50		0.32	64	60-140
Isopropylbenzene	0.50		0.49	98	60-140
1,1,2,2-Tetrachloroetha	0.50		0.49	98	60-140
1,2,3-Trichloropropane	0.50		0.46	92	60-140
Bromobenzene	0.50		0.46	92	60-140
n-Propylbenzene	0.50		0.43	86	60-140
2-Chlorotoluene	0.50		0.47	94	60-140
1,3,5-Trimethylbenzene	0.50		0.50	100	60-140
4-Chlorotoluene	0.50		0.40	80	60-140
tert-Butylbenzene	0.50		0.49	98	60-140
1,2,4-Trimethylbenzene	0.50		0.50	100	60-140
sec-Butylbenzene	0.50		0.52	104	60-140
p-Isopropyltoluene	0.50		0.51	102	60-140

Column to be used to flag recovery and RPD values with an asterisk

* Values outside of QC limits

COMMENTS: _____

FORM 3
WATER VOLATILE LAB CONTROL SAMPLE

Lab Name: ITS ENVIRONMENTAL Contract: 93206

Lab Code: INCHVT Case No.: 93206 SAS No.: SDG No.: 64304

Matrix Spike - CYNOIL Sample No.: LJHCLCS

COMPOUND	SPIKE ADDED (ug/L)	SAMPLE CONCENTRATION (ug/L)	LCS CONCENTRATION (ug/L)	LCS % REC #	QC. LIMITS REC.
1,3-Dichlorobenzene	0.50		0.49	98	60-140
1,4-Dichlorobenzene	0.50		0.51	102	60-140
n-Butylbenzene	0.50		0.52	104	60-140
1,2-Dichlorobenzene	0.50		0.54	108	60-140
1,2-Dibromo-3-Chloropro	0.50		0.51	102	60-140
1,2,4-Trichlorobenzene	0.50		0.47	94	60-140
Hexachlorobutadiene	0.50		0.56	112	60-140
Naphthalene	0.50		0.48	96	60-140
1,2,3-Trichlorobenzene	0.50		0.50	100	60-140

Column to be used to flag recovery and RPD values with an asterisk

* Values outside of QC limits

RPD: 0 out of 0 outside limits
Spike Recovery: 1 out of 65 outside limits

COMMENTS: _____

FORM 3
WATER VOLATILE LAB CONTROL SAMPLE

Lab Name: ITS ENVIRONMENTAL Contract: 93206

Lab Code: INCHVT Case No.: 93206 SAS No.: SDG No.: 64304

Matrix Spike - WOOCL2 Sample No.: LJHDLCS

COMPOUND	SPIKE ADDED (ug/L)	SAMPLE CONCENTRATION (ug/L)	LCS CONCENTRATION (ug/L)	LCS % REC #	QC. LIMITS REC.
o-Xylene	0.50		0.44	88	60-140
m- & p-Xylene	1.0		0.90	90	60-140
Dichlorodifluoromethane	0.50		0.48	96	60-140
Chloromethane	0.50		0.52	104	60-140
Vinyl Chloride	0.50		0.46	92	60-140
Bromomethane	0.50		0.54	108	60-140
Chloroethane	0.50		0.58	116	60-140
Trichlorofluoromethane	0.50		0.41	82	60-140
Acetone	5.0		4.6	92	60-140
1,1-Dichloroethene	0.50		0.44	88	60-140
trans-1,2-Dichloroethen	0.50		0.47	94	60-140
Carbon Disulfide	0.50		0.41	82	60-140
Methylene Chloride	0.50		0.57	114	60-140
1,1-Dichloroethane	0.50		0.48	96	60-140
cis-1,2-Dichloroethene	0.50		0.47	94	60-140
2-Butanone	5.0		4.2	84	60-140
2,2-Dichloropropane	0.50		0.65	130	60-140
Chloroform	0.50		0.54	108	60-140
Bromochloromethane	0.50		0.39	78	60-140
1,1,1-Trichloroethane	0.50		0.50	100	60-140
1,1-Dichloropropene	0.50		0.45	90	60-140
Carbon Tetrachloride	0.50		0.43	86	60-140
1,2-Dichloroethane	0.50		0.45	90	60-140
Benzene	0.50		0.53	106	60-140
Trichloroethene	0.50		0.48	96	60-140
1,2-Dichloropropane	0.50		0.45	90	60-140
Bromodichloromethane	0.50		0.47	94	60-140
Dibromomethane	0.50		0.49	98	60-140

Column to be used to flag recovery and RPD values with an asterisk

* Values outside of QC limits

COMMENTS: _____

FORM 3
WATER VOLATILE LAB CONTROL SAMPLE

Lab Name: ITS ENVIRONMENTAL Contract: 93206

Lab Code: INCHVT Case No.: 93206 SAS No.: SDG No.: 64304

Matrix Spike - WOOCL2 Sample No.: LJHDLCS

COMPOUND	SPIKE ADDED (ug/L)	SAMPLE CONCENTRATION (ug/L)	LCS CONCENTRATION (ug/L)	LCS % REC #	QC. LIMITS REC.
4-Methyl-2-Pentanone	5.0		4.7	94	60-140
cis-1,3-Dichloropropene	0.50		0.45	90	60-140
Toluene	0.50		0.44	88	60-140
trans-1,3-Dichloroprope	0.50		0.41	82	60-140
1,1,2-Trichloroethane	0.50		0.46	92	60-140
2-Hexanone	5.0		3.0	60	60-140
1,3-Dichloropropane	0.50		0.43	86	60-140
Tetrachloroethene	0.50		0.45	90	60-140
Dibromochloromethane	0.50		0.44	88	60-140
1,2-Dibromoethane	0.50		0.43	86	60-140
Chlorobenzene	0.50		0.47	94	60-140
1,1,1,2-Tetrachloroetha	0.50		0.46	92	60-140
Ethylbenzene	0.50		0.46	92	60-140
Styrene	0.50		0.41	82	60-140
Bromoform	0.50		0.38	76	60-140
Isopropylbenzene	0.50		0.47	94	60-140
1,1,2,2-Tetrachloroetha	0.50		0.47	94	60-140
1,2,3-Trichloropropane	0.50		0.45	90	60-140
Bromobenzene	0.50		0.42	84	60-140
n-Propylbenzene	0.50		0.38	76	60-140
2-Chlorotoluene	0.50		0.42	84	60-140
1,3,5-Trimethylbenzene	0.50		0.48	96	60-140
4-Chlorotoluene	0.50		0.43	86	60-140
tert-Butylbenzene	0.50		0.48	96	60-140
1,2,4-Trimethylbenzene	0.50		0.49	98	60-140
sec-Butylbenzene	0.50		0.50	100	60-140
p-Isopropyltoluene	0.50		0.49	98	60-140
1,3-Dichlorobenzene	0.50		0.45	90	60-140

Column to be used to flag recovery and RPD values with an asterisk

* Values outside of QC limits

COMMENTS: _____

FORM 3
WATER VOLATILE LAB CONTROL SAMPLE

Lab Name: ITS ENVIRONMENTAL Contract: 93206

Lab Code: INCHVT Case No.: 93206 SAS No.: SDG No.: 64304

Matrix Spike - WOOCL2 Sample No.: LJHDLCS

COMPOUND	SPIKE ADDED (ug/L)	SAMPLE CONCENTRATION (ug/L)	LCS CONCENTRATION (ug/L)	LCS % REC #	QC. LIMITS REC.
1,4-Dichlorobenzene	0.50		0.55	110	60-140
n-Butylbenzene	0.50		0.53	106	60-140
1,2-Dichlorobenzene	0.50		0.52	104	60-140
1,2-Dibromo-3-Chloropro	0.50		0.42	84	60-140
1,2,4-Trichlorobenzene	0.50		0.53	106	60-140
Hexachlorobutadiene	0.50		0.59	118	60-140
Naphthalene	0.50		0.52	104	60-140
1,2,3-Trichlorobenzene	0.50		0.53	106	60-140

Column to be used to flag recovery and RPD values with an asterisk

* Values outside of QC limits

RPD: 0 out of 0 outside limits
Spike Recovery: 0 out of 64 outside limits

COMMENTS: _____

FORM 3
WATER VOLATILE BLANK SPIKE RECOVERY

Lab Name: ITS ENVIRONMENTAL Contract: 93206

Lab Code: INCHVT Case No.: 93206 SAS No.: SDG No.: 64304

Matrix Spike - ENGSC2 Sample No.: MBS

COMPOUND	SPIKE ADDED (ug/L)	BLANK CONCENTRATION (ug/L)	BS CONCENTRATION (ug/L)	BS % REC #	QC. LIMITS REC.
o-Xylene	10		10	100	60-140
m- & p-Xylene	20		20	100	60-140
Dichlorodifluoromethane	10		10	100	60-140
Chloromethane	10		10	100	60-140
Vinyl Chloride	10		10	100	60-140
Bromomethane	10		9.2	92	60-140
Chloroethane	10		11	110	60-140
Trichlorofluoromethane	10		8.8	88	60-140
Acetone	25		22	88	60-140
1,1-Dichloroethene	10		9.0	90	60-140
trans-1,2-Dichloroethen	10		9.2	92	60-140
Carbon Disulfide	10		8.3	83	60-140
Methylene Chloride	10		10	100	60-140
1,1-Dichloroethane	10		9.2	92	60-140
cis-1,2-Dichloroethene	10		9.1	91	60-140
2-Butanone	25		22	88	60-140
2,2-Dichloropropane	10		8.1	81	60-140
Chloroform	10		9.2	92	60-140
Bromochloromethane	10		9.6	96	60-140
1,1,1-Trichloroethane	10		9.3	93	60-140
1,1-Dichloropropene	10		9.0	90	60-140
Carbon Tetrachloride	10		9.4	94	60-140
1,2-Dichloroethane	10		9.6	96	60-140
Benzene	10		9.6	96	60-140
Trichloroethene	10		9.7	97	60-140
1,2-Dichloropropane	10		9.6	96	60-140
Bromodichloromethane	10		9.2	92	60-140
Dibromomethane	10		9.7	97	60-140

Column to be used to flag recovery and RPD values with an asterisk

* Values outside of QC limits

COMMENTS: _____

FORM 3
WATER VOLATILE BLANK SPIKE RECOVERY

Lab Name: ITS ENVIRONMENTAL Contract: 93206

Lab Code: INCHVT Case No.: 93206 SAS No.: SDG No.: 64304

Matrix Spike - ENGSC2 Sample No.: MBS

COMPOUND	SPIKE ADDED (ug/L)	BLANK CONCENTRATION (ug/L)	BS CONCENTRATION (ug/L)	BS % REC #	QC. LIMITS REC.
4-Methyl-2-Pentanone	25		25	100	60-140
cis-1,3-Dichloropropene	10		9.4	94	60-140
Toluene	10		9.7	97	60-140
trans-1,3-Dichloroprope	10		9.5	95	60-140
1,1,2-Trichloroethane	10		9.9	99	60-140
2-Hexanone	25		24	96	60-140
1,3-Dichloropropane	10		10	100	60-140
Tetrachloroethene	10		9.6	96	60-140
Dibromochloromethane	10		9.2	92	60-140
1,2-Dibromoethane	10		9.8	98	60-140
Chlorobenzene	10		10	100	60-140
1,1,1,2-Tetrachloroetha	10		9.8	98	60-140
Ethylbenzene	10		9.8	98	60-140
Xylene (total)	30		31	103	60-140
Styrene	10		10	100	60-140
Bromoform	10		9.3	93	60-140
Isopropylbenzene	10		9.9	99	60-140
1,1,2,2-Tetrachloroetha	10		9.9	99	60-140
1,2,3-Trichloropropane	10		10	100	60-140
Bromobenzene	10		10	100	60-140
n-Propylbenzene	10		9.7	97	60-140
2-Chlorotoluene	10		10	100	60-140
1,3,5-Trimethylbenzene	10		9.8	98	60-140
4-Chlorotoluene					60-140
tert-Butylbenzene	10		9.9	99	60-140
1,2,4-Trimethylbenzene	10		9.7	97	60-140
sec-Butylbenzene	10		10	100	60-140
p-Isopropyltoluene	10		9.9	99	60-140

Column to be used to flag recovery and RPD values with an asterisk

* Values outside of QC limits

COMMENTS: _____

FORM 3
WATER VOLATILE BLANK SPIKE RECOVERY

Lab Name: ITS ENVIRONMENTAL Contract: 93206

Lab Code: INCHVT Case No.: 93206 SAS No.: SDG No.: 64304

Matrix Spike - ENGSC2 Sample No.: MBS

COMPOUND	SPIKE ADDED (ug/L)	BLANK CONCENTRATION (ug/L)	BS CONCENTRATION (ug/L)	BS % REC #	QC. LIMITS REC.
1,3-Dichlorobenzene	10		10	100	60-140
1,4-Dichlorobenzene	10		10	100	60-140
n-Butylbenzene	10		9.7	97	60-140
1,2-Dichlorobenzene	10		11	110	60-140
1,2-Dibromo-3-Chloropro	10		9.8	98	60-140
1,2,4-Trichlorobenzene	10		11	110	60-140
Hexachlorobutadiene	10		9.7	97	60-140
Naphthalene	10		11	110	60-140
1,2,3-Trichlorobenzene	10		11	110	60-140

Column to be used to flag recovery and RPD values with an asterisk

* Values outside of QC limits

RPD: 0 out of 0 outside limits
Spike Recovery: 0 out of 65 outside limits

COMMENTS: _____

4A

VOLATILE METHOD BLANK SUMMARY

EPA SAMPLE NO.

VBLKS4

Lab Name: ITS ENVIRONMENTAL Contract: 93206

Lab Code: INCHVT Case No.: 93206 SAS No.: SDG No.: 64304

Lab File ID: LJHB001CV Lab Sample ID: VBLKS4

Date Analyzed: 03/25/97 Time Analyzed: 0924

GC Column: DB-624 ID: 0.53 (mm) Heated Purge: (Y/N) N

Instrument ID: L

THIS METHOD BLANK APPLIES TO THE FOLLOWING SAMPLES, MS and MSD:

	EPA SAMPLE NO.	LAB SAMPLE ID	LAB FILE ID	TIME ANALYZED
01	LJHCLCS	LJHCLCS	LJH0005CQV	1119
02	AL071	327550	L327550V	1152
03	AL072	327552	L327552V	1224
04	AL073	327554	L327554V	1257
05	AL074	327556	L327556V	1326
06	AL075	327558	L327558V	1357
07	AL076	327560	L327560V	1430
08	AL070	327562	L327562V	1459
09				
10				
11				
12				
13				
14				
15				
16				
17				
18				
19				
20				
21				
22				
23				
24				
25				
26				
27				
28				
29				
30				

COMMENTS:

4A
VOLATILE METHOD BLANK SUMMARY

EPA SAMPLE NO.

VBLKT3

Lab Name: ITS ENVIRONMENTAL Contract: 93206

Lab Code: INCHVT Case No.: 93206 SAS No.: SDG No.: 64304

Lab File ID: LJHB002DV Lab Sample ID: VBLKT3

Date Analyzed: 03/27/97 Time Analyzed: 1057

GC Column: DB-624 ID: 0.53 (mm) Heated Purge: (Y/N) N

Instrument ID: L

THIS METHOD BLANK APPLIES TO THE FOLLOWING SAMPLES, MS and MSD:

	EPA SAMPLE NO.	LAB SAMPLE ID	LAB FILE ID	TIME ANALYZED
01	LJHDLCS	LJHDLCS	LJH0005DQV	1129
02	AL077	327726	L327726V	1230
03	AL078	327727	L327727V	1331
04	AL079	327728	L327728V	1401
05	AL080	327730	L327730V	1432
06	AL081	327731	L327731V	1504
07	AL082	327732	L327732V	1536
08	AL084	327735	L327735V	1605
09	AL085	327736	L327736V	1636
10	AL086	327738	L327738V	1707
11	AL089	327740	L327740V	1739
12	AL090	327742	L327742V	1810
13	AL083	327733	L327733V	1842
14	AL083MS	327733MS	L327733MSV	1913
15	AL083MSD	327733MD	L327733MDV	1943
16	MBS	327746	L327746V	2014
17				
18				
19				
20				
21				
22				
23				
24				
25				
26				
27				
28				
29				
30				

COMMENTS:

1A
VOLATILE ORGANICS ANALYSIS DATA SHEET

EPA SAMPLE NO.

VBLKS4

Lab Name: ITS ENVIRONMENTAL Contract: 93206

Lab Code: INCHVT Case No.: 93206 SAS No.: SDG No.: 64304

Matrix: (soil/water) WATER Lab Sample ID: VBLKS4

Sample wt/vol: 5.000 (g/mL) ML Lab File ID: LJHB001CV

Level: (low/med) LOW Date Received: _____

% Moisture: not dec. _____ Date Analyzed: 03/25/97

GC Column: DB-624 ID: 0.53 (mm) Dilution Factor: 1.0

Soil Extract Volume:_____(uL) Soil Aliquot Volume: _____(uL)

CAS NO.	COMPOUND	CONCENTRATION UNITS: (ug/L or ug/Kg) UG/L	Q
75-71-8	Dichlorodifluoromethane	0.50	U
74-87-3	Chloromethane	0.50	U
75-01-4	Vinyl Chloride	0.50	U
74-83-9	Bromomethane	0.50	U
75-00-3	Chloroethane	0.50	U
75-69-4	Trichlorofluoromethane	0.50	U
67-64-1	Acetone	5.0	U
75-35-4	1,1-Dichloroethene	0.50	U
156-60-5	trans-1,2-Dichloroethene	0.50	U
75-15-0	Carbon Disulfide	0.50	U
75-09-2	Methylene Chloride	0.50	U
75-34-3	1,1-Dichloroethane	0.50	U
156-59-2	cis-1,2-Dichloroethene	0.50	U
78-93-3	2-Butanone	5.0	U
590-20-7	2,2-Dichloropropane	0.50	U
67-66-3	Chloroform	0.50	U
74-97-5	Bromochloromethane	0.50	U
71-55-6	1,1,1-Trichloroethane	0.50	U
563-58-6	1,1-Dichloropropene	0.50	U
56-23-5	Carbon Tetrachloride	0.50	U
107-06-2	1,2-Dichloroethane	0.50	U
71-43-2	Benzene	0.50	U
79-01-6	Trichloroethene	0.50	U
78-87-5	1,2-Dichloropropane	0.50	U
75-27-4	Bromodichloromethane	0.50	U
74-95-3	Dibromomethane	0.50	U
108-10-1	4-Methyl-2-Pentanone	5.0	U
10061-01-5	cis-1,3-Dichloropropene	0.50	U
108-88-3	Toluene	0.50	U
10061-02-6	trans-1,3-Dichloropropene	0.50	U
79-00-5	1,1,2-Trichloroethane	0.50	U
591-78-6	2-Hexanone	5.0	U
142-28-9	1,3-Dichloropropane	0.50	U

1A
VOLATILE ORGANICS ANALYSIS DATA SHEET

EPA SAMPLE NO.

VBLKS4

Lab Name: ITS ENVIRONMENTAL Contract: 93206

Lab Code: INCHVT Case No.: 93206 SAS No.: SDG No.: 64304

Matrix: (soil/water) WATER Lab Sample ID: VBLKS4

Sample wt/vol: 5.000 (g/mL) ML Lab File ID: LJHB001CV

Level: (low/med) LOW Date Received: _____

% Moisture: not dec. _____ Date Analyzed: 03/25/97

GC Column: DB-624 ID: 0.53 (mm) Dilution Factor: 1.0

Soil Extract Volume:_____(uL) Soil Aliquot Volume: _____(uL)

CAS NO.	COMPOUND	CONCENTRATION UNITS: (ug/L or ug/Kg) UG/L	Q
127-18-4	Tetrachloroethene	0.50	U
124-48-1	Dibromochloromethane	0.50	U
106-93-4	1,2-Dibromoethane	0.50	U
108-90-7	Chlorobenzene	0.50	U
630-20-6	1,1,1,2-Tetrachloroethane	0.50	U
100-41-4	Ethylbenzene	0.50	U
1330-20-7	Xylene (total)	0.50	U
100-42-5	Styrene	0.50	U
75-25-2	Bromoform	0.50	U
98-82-8	Isopropylbenzene	0.50	U
79-34-5	1,1,2,2-Tetrachloroethane	0.50	U
96-18-4	1,2,3-Trichloropropane	0.50	U
108-86-1	Bromobenzene	0.50	U
103-65-1	n-Propylbenzene	0.50	U
95-49-8	2-Chlorotoluene	0.50	U
108-67-8	1,3,5-Trimethylbenzene	0.50	U
106-43-4	4-Chlorotoluene	0.50	U
98-06-6	tert-Butylbenzene	0.50	U
95-63-6	1,2,4-Trimethylbenzene	0.50	U
135-98-8	sec-Butylbenzene	0.50	U
99-87-6	p-Isopropyltoluene	0.50	U
541-73-1	1,3-Dichlorobenzene	0.50	U
106-46-7	1,4-Dichlorobenzene	0.50	U
104-51-8	n-Butylbenzene	0.50	U
95-50-1	1,2-Dichlorobenzene	0.50	U
96-12-8	1,2-Dibromo-3-Chloropropane	0.50	U
120-82-1	1,2,4-Trichlorobenzene	0.50	U
87-68-3	Hexachlorobutadiene	0.50	U
91-20-3	Naphthalene	0.50	U
87-61-6	1,2,3-Trichlorobenzene	0.50	U

1E

VOLATILE ORGANICS ANALYSIS DATA SHEET
TENTATIVELY IDENTIFIED COMPOUNDS

EPA SAMPLE NO.

VBLKS4

Lab Name: ITS ENVIRONMENTAL Contract: 93206

Lab Code: INCHVT Case No.: 93206 SAS No.: SDG No.: 64304

Matrix: (soil/water) WATER Lab Sample ID: VBLKS4

Sample wt/vol: 5.000 (g/mL) ML Lab File ID: LJHB001CV

Level: (low/med) LOW Date Received: _____

% Moisture: not dec. _____ Date Analyzed: 03/25/97

GC Column: DB-624 ID: 0.53 (mm) Dilution Factor: 1.0

Soil Extract Volume:_____(uL) Soil Aliquot Volume: _____(uL)

Number TICs found: 0

CONCENTRATION UNITS:
(ug/L or ug/Kg) ug/L

	CAS NUMBER	COMPOUND NAME	RT	EST. CONC.	Q
1.					
2.					
3.					
4.					
5.					
6.					
7.					
8.					
9.					
10.					
11.					
12.					
13.					
14.					
15.					
16.					
17.					
18.					
19.					
20.					
21.					
22.					
23.					
24.					
25.					
26.					
27.					
28.					
29.					
30.					

1A
VOLATILE ORGANICS ANALYSIS DATA SHEET

EPA SAMPLE NO.

VBLKT3

Lab Name: ITS ENVIRONMENTAL Contract: 93206

Lab Code: INCHVT Case No.: 93206 SAS No.: SDG No.: 64304

Matrix: (soil/water) WATER Lab Sample ID: VBLKT3

Sample wt/vol: 5.000 (g/mL) ML Lab File ID: LJHB002DV

Level: (low/med) LOW Date Received: _____

% Moisture: not dec. _____ Date Analyzed: 03/27/97

GC Column: DB-624 ID: 0.53 (mm) Dilution Factor: 1.0

Soil Extract Volume:_____(uL) Soil Aliquot Volume: _____(uL)

CAS NO.	COMPOUND	CONCENTRATION UNITS: (ug/L or ug/Kg) UG/L	Q
75-71-8	Dichlorodifluoromethane	0.50	U
74-87-3	Chloromethane	0.50	U
75-01-4	Vinyl Chloride	0.50	U
74-83-9	Bromomethane	0.50	U
75-00-3	Chloroethane	0.50	U
75-69-4	Trichlorofluoromethane	0.50	U
67-64-1	Acetone	5.0	U
75-35-4	1,1-Dichloroethene	0.50	U
156-60-5	trans-1,2-Dichloroethene	0.50	U
75-15-0	Carbon Disulfide	0.50	U
75-09-2	Methylene Chloride	0.50	U
75-34-3	1,1-Dichloroethane	0.50	U
156-59-2	cis-1,2-Dichloroethene	0.50	U
78-93-3	2-Butanone	5.0	U
590-20-7	2,2-Dichloropropane	0.50	U
67-66-3	Chloroform	0.50	U
74-97-5	Bromochloromethane	0.50	U
71-55-6	1,1,1-Trichloroethane	0.50	U
563-58-6	1,1-Dichloropropene	0.50	U
56-23-5	Carbon Tetrachloride	0.50	U
107-06-2	1,2-Dichloroethane	0.50	U
71-43-2	Benzene	0.50	U
79-01-6	Trichloroethene	0.50	U
78-87-5	1,2-Dichloropropane	0.50	U
75-27-4	Bromodichloromethane	0.50	U
74-95-3	Dibromomethane	0.50	U
108-10-1	4-Methyl-2-Pentanone	5.0	U
10061-01-5	cis-1,3-Dichloropropene	0.50	U
108-88-3	Toluene	0.50	U
10061-02-6	trans-1,3-Dichloropropene	0.50	U
79-00-5	1,1,2-Trichloroethane	0.50	U
591-78-6	2-Hexanone	5.0	U
142-28-9	1,3-Dichloropropane	0.50	U

1A
VOLATILE ORGANICS ANALYSIS DATA SHEET

EPA SAMPLE NO.

VBLKT3

Lab Name: ITS ENVIRONMENTAL Contract: 93206

Lab Code: INCHVT Case No.: 93206 SAS No.: SDG No.: 64304

Matrix: (soil/water) WATER Lab Sample ID: VBLKT3

Sample wt/vol: 5.000 (g/mL) ML Lab File ID: LJHB002DV

Level: (low/med) LOW Date Received: _____

% Moisture: not dec. _____ Date Analyzed: 03/27/97

GC Column: DB-624 ID: 0.53 (mm) Dilution Factor: 1.0

Soil Extract Volume:_____(uL) Soil Aliquot Volume: _____(uL)

CAS NO.	COMPOUND	CONCENTRATION UNITS: (ug/L or ug/Kg) UG/L	Q
127-18-4	Tetrachloroethene	0.50	U
124-48-1	Dibromochloromethane	0.50	U
106-93-4	1,2-Dibromoethane	0.50	U
108-90-7	Chlorobenzene	0.50	U
630-20-6	1,1,1,2-Tetrachloroethane	0.50	U
100-41-4	Ethylbenzene	0.50	U
1330-20-7	Xylene (total)	0.50	U
100-42-5	Styrene	0.50	U
75-25-2	Bromoform	0.50	U
98-82-8	Isopropylbenzene	0.50	U
79-34-5	1,1,2,2-Tetrachloroethane	0.50	U
96-18-4	1,2,3-Trichloropropane	0.50	U
108-86-1	Bromobenzene	0.50	U
103-65-1	n-Propylbenzene	0.50	U
95-49-8	2-Chlorotoluene	0.50	U
108-67-8	1,3,5-Trimethylbenzene	0.50	U
106-43-4	4-Chlorotoluene	0.50	U
98-06-6	tert-Butylbenzene	0.50	U
95-63-6	1,2,4-Trimethylbenzene	0.50	U
135-98-8	sec-Butylbenzene	0.50	U
99-87-6	p-Isopropyltoluene	0.50	U
541-73-1	1,3-Dichlorobenzene	0.50	U
106-46-7	1,4-Dichlorobenzene	0.50	U
104-51-8	n-Butylbenzene	0.50	U
95-50-1	1,2-Dichlorobenzene	0.50	U
96-12-8	1,2-Dibromo-3-Chloropropane	0.50	U
120-82-1	1,2,4-Trichlorobenzene	0.50	U
87-68-3	Hexachlorobutadiene	0.50	U
91-20-3	Naphthalene	0.50	U
87-61-6	1,2,3-Trichlorobenzene	0.50	U

1E

VOLATILE ORGANICS ANALYSIS DATA SHEET
TENTATIVELY IDENTIFIED COMPOUNDS

EPA SAMPLE NO.

VBLKT3

Lab Name: ITS ENVIRONMENTAL Contract: 93206

Lab Code: INCHVT Case No.: 93206 SAS No.: SDG No.: 64304

Matrix: (soil/water) WATER Lab Sample ID: VBLKT3

Sample wt/vol: 5.000 (g/mL) ML Lab File ID: LJHB002DV

Level: (low/med) LOW Date Received: _____

% Moisture: not dec. _____ Date Analyzed: 03/27/97

GC Column: DB-624 ID: 0.53 (mm) Dilution Factor: 1.0

Soil Extract Volume:_____(uL) Soil Aliquot Volume: _____(uL)

Number TICs found: 0

CONCENTRATION UNITS:
(ug/L or ug/Kg) ug/L

CAS NUMBER	COMPOUND NAME	RT	EST. CONC.	Q
1.				
2.				
3.				
4.				
5.				
6.				
7.				
8.				
9.				
10.				
11.				
12.				
13.				
14.				
15.				
16.				
17.				
18.				
19.				
20.				
21.				
22.				
23.				
24.				
25.				
26.				
27.				
28.				
29.				
30.				

1A
VOLATILE ORGANICS ANALYSIS DATA SHEET

EPA SAMPLE NO.

LJHCLCS

Lab Name: ITS ENVIRONMENTAL Contract: 93206

Lab Code: INCHVT Case No.: 93206 SAS No.: SDG No.: 64304

Matrix: (soil/water) WATER Lab Sample ID: LJHCLCS

Sample wt/vol: 5.000 (g/mL) ML Lab File ID: LJH0005CQV

Level: (low/med) LOW Date Received: _____

% Moisture: not dec. _____ Date Analyzed: 03/25/97

GC Column: DB-624 ID: 0.53 (mm) Dilution Factor: 1.0

Soil Extract Volume: _____ (uL) Soil Aliquot Volume: _____ (uL)

CAS NO.	COMPOUND	CONCENTRATION UNITS: (ug/L or ug/Kg) UG/L	Q
75-71-8	Dichlorodifluoromethane	0.49	J
74-87-3	Chloromethane	0.47	J
75-01-4	Vinyl Chloride	0.47	J
74-83-9	Bromomethane	0.66	
75-00-3	Chloroethane	0.64	
75-69-4	Trichlorofluoromethane	0.56	
67-64-1	Acetone	3.5	J
75-35-4	1,1-Dichloroethene	0.56	
156-60-5	trans-1,2-Dichloroethene	0.59	
75-15-0	Carbon Disulfide	0.46	J
75-09-2	Methylene Chloride	0.64	
75-34-3	1,1-Dichloroethane	0.62	
156-59-2	cis-1,2-Dichloroethene	0.61	
78-93-3	2-Butanone	3.0	J
590-20-7	2,2-Dichloropropane	0.61	
67-66-3	Chloroform	0.69	
74-97-5	Bromochloromethane	0.50	
71-55-6	1,1,1-Trichloroethane	0.55	
563-58-6	1,1-Dichloropropene	0.50	
56-23-5	Carbon Tetrachloride	0.50	
107-06-2	1,2-Dichloroethane	0.58	
71-43-2	Benzene	0.56	
79-01-6	Trichloroethene	0.48	J
78-87-5	1,2-Dichloropropane	0.55	
75-27-4	Bromodichloromethane	0.48	J
74-95-3	Dibromomethane	0.54	
108-10-1	4-Methyl-2-Pentanone	4.6	J
10061-01-5	cis-1,3-Dichloropropene	0.49	J
108-88-3	Toluene	0.46	J
10061-02-6	trans-1,3-Dichloropropene	0.40	J
79-00-5	1,1,2-Trichloroethane	0.45	J
591-78-6	2-Hexanone	2.8	J
142-28-9	1,3-Dichloropropane	0.47	J

1A
VOLATILE ORGANICS ANALYSIS DATA SHEET

EPA SAMPLE NO.

LJHCLCS

Lab Name: ITS ENVIRONMENTAL Contract: 93206

Lab Code: INCHVT Case No.: 93206 SAS No.: SDG No.: 64304

Matrix: (soil/water) WATER Lab Sample ID: LJHCLCS

Sample wt/vol: 5.000 (g/mL) ML Lab File ID: LJH0005CQV

Level: (low/med) LOW Date Received: _____

% Moisture: not dec. _____ Date Analyzed: 03/25/97

GC Column: DB-624 ID: 0.53 (mm) Dilution Factor: 1.0

Soil Extract Volume: _____ (uL) Soil Aliquot Volume: _____ (uL)

CAS NO.	COMPOUND	CONCENTRATION UNITS: (ug/L or ug/Kg) UG/L	Q
127-18-4	Tetrachloroethene	0.48	J
124-48-1	Dibromochloromethane	0.45	J
106-93-4	1,2-Dibromoethane	0.46	J
108-90-7	Chlorobenzene	0.51	
630-20-6	1,1,1,2-Tetrachloroethane	0.49	J
100-41-4	Ethylbenzene	0.50	
1330-20-7	Xylene (total)	1.5	
100-42-5	Styrene	0.43	J
75-25-2	Bromoform	0.32	J
98-82-8	Isopropylbenzene	0.49	J
79-34-5	1,1,2,2-Tetrachloroethane	0.49	J
96-18-4	1,2,3-Trichloropropane	0.46	J
108-86-1	Bromobenzene	0.46	J
103-65-1	n-Propylbenzene	0.43	J
95-49-8	2-Chlorotoluene	0.47	J
108-67-8	1,3,5-Trimethylbenzene	0.50	
106-43-4	4-Chlorotoluene	0.40	J
98-06-6	tert-Butylbenzene	0.49	J
95-63-6	1,2,4-Trimethylbenzene	0.50	
135-98-8	sec-Butylbenzene	0.52	
99-87-6	p-Isopropyltoluene	0.51	
541-73-1	1,3-Dichlorobenzene	0.49	J
106-46-7	1,4-Dichlorobenzene	0.51	
104-51-8	n-Butylbenzene	0.52	
95-50-1	1,2-Dichlorobenzene	0.54	
96-12-8	1,2-Dibromo-3-Chloropropane	0.51	
120-82-1	1,2,4-Trichlorobenzene	0.47	J
87-68-3	Hexachlorobutadiene	0.56	
91-20-3	Naphthalene	0.48	J
87-61-6	1,2,3-Trichlorobenzene	0.50	

1A
VOLATILE ORGANICS ANALYSIS DATA SHEET

EPA SAMPLE NO.

LJHDLCS

Lab Name: ITS ENVIRONMENTAL Contract: 93206

Lab Code: INCHVT Case No.: 93206 SAS No.: SDG No.: 64304

Matrix: (soil/water) WATER Lab Sample ID: LJHDLCS

Sample wt/vol: 5.000 (g/mL) ML Lab File ID: LJH0005DQV

Level: (low/med) LOW Date Received: _____

% Moisture: not dec. _____ Date Analyzed: 03/27/97

GC Column: DB-624 ID: 0.53 (mm) Dilution Factor: 1.0

Soil Extract Volume: _____ (uL) Soil Aliquot Volume: _____ (uL)

CAS NO.	COMPOUND	CONCENTRATION UNITS: (ug/L or ug/Kg) UG/L	Q
75-71-8	Dichlorodifluoromethane	0.48	J
74-87-3	Chloromethane	0.52	
75-01-4	Vinyl Chloride	0.46	J
74-83-9	Bromomethane	0.54	
75-00-3	Chloroethane	0.58	
75-69-4	Trichlorofluoromethane	0.41	J
67-64-1	Acetone	4.6	J
75-35-4	1,1-Dichloroethene	0.44	J
156-60-5	trans-1,2-Dichloroethene	0.47	J
75-15-0	Carbon Disulfide	0.41	J
75-09-2	Methylene Chloride	0.57	
75-34-3	1,1-Dichloroethane	0.48	J
156-59-2	cis-1,2-Dichloroethene	0.47	J
78-93-3	2-Butanone	4.2	J
590-20-7	2,2-Dichloropropane	0.65	
67-66-3	Chloroform	0.54	
74-97-5	Bromochloromethane	0.39	J
71-55-6	1,1,1-Trichloroethane	0.50	
563-58-6	1,1-Dichloropropene	0.45	J
56-23-5	Carbon Tetrachloride	0.43	J
107-06-2	1,2-Dichloroethane	0.45	J
71-43-2	Benzene	0.53	
79-01-6	Trichloroethene	0.48	J
78-87-5	1,2-Dichloropropane	0.45	J
75-27-4	Bromodichloromethane	0.47	J
74-95-3	Dibromomethane	0.49	J
108-10-1	4-Methyl-2-Pentanone	4.7	J
10061-01-5	cis-1,3-Dichloropropene	0.45	J
108-88-3	Toluene	0.44	J
10061-02-6	trans-1,3-Dichloropropene	0.41	J
79-00-5	1,1,2-Trichloroethane	0.46	J
591-78-6	2-Hexanone	3.0	J
142-28-9	1,3-Dichloropropane	0.43	J

1A
VOLATILE ORGANICS ANALYSIS DATA SHEET

EPA SAMPLE NO.

LJHDLCS

Lab Name: ITS ENVIRONMENTAL Contract: 93206

Lab Code: INCHVT Case No.: 93206 SAS No.: SDG No.: 64304

Matrix: (soil/water) WATER Lab Sample ID: LJHDLCS

Sample wt/vol: 5.000 (g/mL) ML Lab File ID: LJH0005DQV

Level: (low/med) LOW Date Received: _____

% Moisture: not dec. _____ Date Analyzed: 03/27/97

GC Column: DB-624 ID: 0.53 (mm) Dilution Factor: 1.0

Soil Extract Volume:_____(uL) Soil Aliquot Volume: _____(uL)

CAS NO.	COMPOUND	CONCENTRATION UNITS: (ug/L or ug/Kg) UG/L	Q
127-18-4	Tetrachloroethene	0.45	J
124-48-1	Dibromochloromethane	0.44	J
106-93-4	1,2-Dibromoethane	0.43	J
108-90-7	Chlorobenzene	0.47	J
630-20-6	1,1,1,2-Tetrachloroethane	0.46	J
100-41-4	Ethylbenzene	0.46	J
1330-20-7	Xylene (total)	1.4	
100-42-5	Styrene	0.41	J
75-25-2	Bromoform	0.38	J
98-82-8	Isopropylbenzene	0.47	J
79-34-5	1,1,2,2-Tetrachloroethane	0.47	J
96-18-4	1,2,3-Trichloropropane	0.45	J
108-86-1	Bromobenzene	0.42	J
103-65-1	n-Propylbenzene	0.38	J
95-49-8	2-Chlorotoluene	0.42	J
108-67-8	1,3,5-Trimethylbenzene	0.48	J
106-43-4	4-Chlorotoluene	0.43	J
98-06-6	tert-Butylbenzene	0.48	J
95-63-6	1,2,4-Trimethylbenzene	0.49	J
135-98-8	sec-Butylbenzene	0.50	
99-87-6	p-Isopropyltoluene	0.49	J
541-73-1	1,3-Dichlorobenzene	0.45	J
106-46-7	1,4-Dichlorobenzene	0.55	
104-51-8	n-Butylbenzene	0.53	
95-50-1	1,2-Dichlorobenzene	0.52	
96-12-8	1,2-Dibromo-3-Chloropropane	0.42	J
120-82-1	1,2,4-Trichlorobenzene	0.53	
87-68-3	Hexachlorobutadiene	0.59	
91-20-3	Naphthalene	0.52	
87-61-6	1,2,3-Trichlorobenzene	0.53	

1A
VOLATILE ORGANICS ANALYSIS DATA SHEET

EPA SAMPLE NO.

MBS

Lab Name: ITS ENVIRONMENTAL Contract: 93206

Lab Code: INCHVT Case No.: 93206 SAS No.: SDG No.: 64304

Matrix: (soil/water) WATER Lab Sample ID: 327746

Sample wt/vol: 5.000 (g/mL) ML Lab File ID: L327746V

Level: (low/med) LOW Date Received: 03/22/97

% Moisture: not dec. _____ Date Analyzed: 03/27/97

GC Column: DB-624 ID: 0.53 (mm) Dilution Factor: 1.0

Soil Extract Volume:_____(uL) Soil Aliquot Volume: _____(uL)

CAS NO.	COMPOUND	CONCENTRATION UNITS: (ug/L or ug/Kg) UG/L	Q
75-71-8	Dichlorodifluoromethane	10	
74-87-3	Chloromethane	10	
75-01-4	Vinyl Chloride	10	
74-83-9	Bromomethane	9.2	
75-00-3	Chloroethane	11	
75-69-4	Trichlorofluoromethane	8.8	
67-64-1	Acetone	22	
75-35-4	1,1-Dichloroethene	9.0	
156-60-5	trans-1,2-Dichloroethene	9.2	
75-15-0	Carbon Disulfide	8.3	
75-09-2	Methylene Chloride	10	
75-34-3	1,1-Dichloroethane	9.2	
156-59-2	cis-1,2-Dichloroethene	9.1	
78-93-3	2-Butanone	22	
590-20-7	2,2-Dichloropropane	8.1	
67-66-3	Chloroform	9.2	
74-97-5	Bromochloromethane	9.6	
71-55-6	1,1,1-Trichloroethane	9.3	
563-58-6	1,1-Dichloropropene	9.0	
56-23-5	Carbon Tetrachloride	9.4	
107-06-2	1,2-Dichloroethane	9.6	
71-43-2	Benzene	9.6	
79-01-6	Trichloroethene	9.7	
78-87-5	1,2-Dichloropropane	9.6	
75-27-4	Bromodichloromethane	9.2	
74-95-3	Dibromomethane	9.7	
108-10-1	4-Methyl-2-Pentanone	25	
10061-01-5	cis-1,3-Dichloropropene	9.4	
108-88-3	Toluene	9.7	
10061-02-6	trans-1,3-Dichloropropene	9.5	
79-00-5	1,1,2-Trichloroethane	9.9	
591-78-6	2-Hexanone	24	
142-28-9	1,3-Dichloropropane	10	

1A
VOLATILE ORGANICS ANALYSIS DATA SHEET

EPA SAMPLE NO.

MBS

Lab Name: ITS ENVIRONMENTAL Contract: 93206

Lab Code: INCHVT Case No.: 93206 SAS No.: SDG No.: 64304

Matrix: (soil/water) WATER Lab Sample ID: 327746

Sample wt/vol: 5.000 (g/mL) ML Lab File ID: L327746V

Level: (low/med) LOW Date Received: 03/22/97

% Moisture: not dec. _____ Date Analyzed: 03/27/97

GC Column: DB-624 ID: 0.53 (mm) Dilution Factor: 1.0

Soil Extract Volume:_____(uL) Soil Aliquot Volume: _____(uL)

CAS NO.	COMPOUND	CONCENTRATION UNITS: (ug/L or ug/Kg) UG/L	Q
127-18-4	Tetrachloroethene	9.6	
124-48-1	Dibromochloromethane	9.2	
106-93-4	1,2-Dibromoethane	9.8	
108-90-7	Chlorobenzene	10	
630-20-6	1,1,1,2-Tetrachloroethane	9.8	
100-41-4	Ethylbenzene	9.8	
1330-20-7	Xylene (total)	31	
100-42-5	Styrene	10	
75-25-2	Bromoform	9.3	
98-82-8	Isopropylbenzene	9.9	
79-34-5	1,1,2,2-Tetrachloroethane	9.9	
96-18-4	1,2,3-Trichloropropane	10	
108-86-1	Bromobenzene	10	
103-65-1	n-Propylbenzene	9.7	
95-49-8	2-Chlorotoluene	10	
108-67-8	1,3,5-Trimethylbenzene	9.8	
106-43-4	4-Chlorotoluene	0.50	U
98-06-6	tert-Butylbenzene	9.9	
95-63-6	1,2,4-Trimethylbenzene	9.7	
135-98-8	sec-Butylbenzene	10	
99-87-6	p-Isopropyltoluene	9.9	
541-73-1	1,3-Dichlorobenzene	10	
106-46-7	1,4-Dichlorobenzene	10	
104-51-8	n-Butylbenzene	9.7	
95-50-1	1,2-Dichlorobenzene	11	
96-12-8	1,2-Dibromo-3-Chloropropane	9.8	
120-82-1	1,2,4-Trichlorobenzene	11	
87-68-3	Hexachlorobutadiene	9.7	
91-20-3	Naphthalene	11	
87-61-6	1,2,3-Trichlorobenzene	11	

1A
VOLATILE ORGANICS ANALYSIS DATA SHEET

EPA SAMPLE NO.

AL083MS

Lab Name: ITS ENVIRONMENTAL Contract: 93206

Lab Code: INCHVT Case No.: 93206 SAS No.: SDG No.: 64304

Matrix: (soil/water) WATER Lab Sample ID: 327733MS

Sample wt/vol: 5.000 (g/mL) ML Lab File ID: L327733MSV

Level: (low/med) LOW Date Received: 03/22/97

% Moisture: not dec. _____ Date Analyzed: 03/27/97

GC Column: DB-624 ID: 0.53 (mm) Dilution Factor: 1.0

Soil Extract Volume:_____(uL) Soil Aliquot Volume: _____(uL)

CAS NO.	COMPOUND	CONCENTRATION UNITS: (ug/L or ug/Kg) UG/L	Q
75-71-8	Dichlorodifluoromethane	9.6	
74-87-3	Chloromethane	10	
75-01-4	Vinyl Chloride	9.6	
74-83-9	Bromomethane	8.2	
75-00-3	Chloroethane	10	
75-69-4	Trichlorofluoromethane	9.2	
67-64-1	Acetone	21	
75-35-4	1,1-Dichloroethene	9.4	
156-60-5	trans-1,2-Dichloroethene	9.3	
75-15-0	Carbon Disulfide	6.0	
75-09-2	Methylene Chloride	9.9	
75-34-3	1,1-Dichloroethane	9.7	
156-59-2	cis-1,2-Dichloroethene	9.2	
78-93-3	2-Butanone	22	
590-20-7	2,2-Dichloropropane	8.8	
67-66-3	Chloroform	9.6	
74-97-5	Bromochloromethane	9.2	
71-55-6	1,1,1-Trichloroethane	9.7	
563-58-6	1,1-Dichloropropene	9.4	
56-23-5	Carbon Tetrachloride	9.4	
107-06-2	1,2-Dichloroethane	9.6	
71-43-2	Benzene	9.8	
79-01-6	Trichloroethene	9.6	
78-87-5	1,2-Dichloropropane	9.8	
75-27-4	Bromodichloromethane	9.0	
74-95-3	Dibromomethane	9.9	
108-10-1	4-Methyl-2-Pentanone	24	
10061-01-5	cis-1,3-Dichloropropene	8.2	
108-88-3	Toluene	9.4	
10061-02-6	trans-1,3-Dichloropropene	8.2	
79-00-5	1,1,2-Trichloroethane	9.8	
591-78-6	2-Hexanone	23	
142-28-9	1,3-Dichloropropane	9.8	

1A
VOLATILE ORGANICS ANALYSIS DATA SHEET

EPA SAMPLE NO.

AL083MS

Lab Name: ITS ENVIRONMENTAL Contract: 93206

Lab Code: INCHVT Case No.: 93206 SAS No.: SDG No.: 64304

Matrix: (soil/water) WATER Lab Sample ID: 327733MS

Sample wt/vol: 5.000 (g/mL) ML Lab File ID: L327733MSV

Level: (low/med) LOW Date Received: 03/22/97

% Moisture: not dec. _____ Date Analyzed: 03/27/97

GC Column: DB-624 ID: 0.53 (mm) Dilution Factor: 1.0

Soil Extract Volume:_____(uL) Soil Aliquot Volume: _____(uL)

CAS NO.	COMPOUND	CONCENTRATION UNITS: (ug/L or ug/Kg) UG/L	Q
127-18-4	Tetrachloroethene	9.2	
124-48-1	Dibromochloromethane	8.4	
106-93-4	1,2-Dibromoethane	9.8	
108-90-7	Chlorobenzene	9.8	
630-20-6	1,1,1,2-Tetrachloroethane	9.6	
100-41-4	Ethylbenzene	9.7	
1330-20-7	Xylene (total)	31	
100-42-5	Styrene	8.8	
75-25-2	Bromoform	7.3	
98-82-8	Isopropylbenzene	9.7	
79-34-5	1,1,2,2-Tetrachloroethane	9.8	
96-18-4	1,2,3-Trichloropropane	9.6	
108-86-1	Bromobenzene	10	
103-65-1	n-Propylbenzene	9.5	
95-49-8	2-Chlorotoluene	9.7	
108-67-8	1,3,5-Trimethylbenzene	9.5	
106-43-4	4-Chlorotoluene	9.7	
98-06-6	tert-Butylbenzene	9.6	
95-63-6	1,2,4-Trimethylbenzene	9.8	
135-98-8	sec-Butylbenzene	9.7	
99-87-6	p-Isopropyltoluene	9.4	
541-73-1	1,3-Dichlorobenzene	9.7	
106-46-7	1,4-Dichlorobenzene	9.7	
104-51-8	n-Butylbenzene	9.2	
95-50-1	1,2-Dichlorobenzene	10	
96-12-8	1,2-Dibromo-3-Chloropropane	9.2	
120-82-1	1,2,4-Trichlorobenzene	10	
87-68-3	Hexachlorobutadiene	8.7	
91-20-3	Naphthalene	10	
87-61-6	1,2,3-Trichlorobenzene	10	

1A
VOLATILE ORGANICS ANALYSIS DATA SHEET

EPA SAMPLE NO.

AL083MSD

Lab Name: ITS ENVIRONMENTAL Contract: 93206

Lab Code: INCHVT Case No.: 93206 SAS No.: SDG No.: 64304

Matrix: (soil/water) WATER Lab Sample ID: 327733MD

Sample wt/vol: 5.000 (g/mL) ML Lab File ID: L327733MDV

Level: (low/med) LOW Date Received: 03/22/97

% Moisture: not dec. _____ Date Analyzed: 03/27/97

GC Column: DB-624 ID: 0.53 (mm) Dilution Factor: 1.0

Soil Extract Volume:_____(uL) Soil Aliquot Volume: _____(uL)

CAS NO.	COMPOUND	CONCENTRATION UNITS: (ug/L or ug/Kg) UG/L	Q
75-71-8	Dichlorodifluoromethane	9.4	
74-87-3	Chloromethane	9.8	
75-01-4	Vinyl Chloride	9.2	
74-83-9	Bromomethane	8.8	
75-00-3	Chloroethane	10	
75-69-4	Trichlorofluoromethane	9.6	
67-64-1	Acetone	22	
75-35-4	1,1-Dichloroethene	9.6	
156-60-5	trans-1,2-Dichloroethene	9.9	
75-15-0	Carbon Disulfide	6.2	
75-09-2	Methylene Chloride	10	
75-34-3	1,1-Dichloroethane	10	
156-59-2	cis-1,2-Dichloroethene	9.6	
78-93-3	2-Butanone	21	
590-20-7	2,2-Dichloropropane	8.9	
67-66-3	Chloroform	10	
74-97-5	Bromochloromethane	9.2	
71-55-6	1,1,1-Trichloroethane	10	
563-58-6	1,1-Dichloropropene	9.5	
56-23-5	Carbon Tetrachloride	9.8	
107-06-2	1,2-Dichloroethane	9.8	
71-43-2	Benzene	9.7	
79-01-6	Trichloroethene	9.8	
78-87-5	1,2-Dichloropropane	10	
75-27-4	Bromodichloromethane	9.3	
74-95-3	Dibromomethane	10	
108-10-1	4-Methyl-2-Pentanone	24	
10061-01-5	cis-1,3-Dichloropropene	8.5	
108-88-3	Toluene	9.4	
10061-02-6	trans-1,3-Dichloropropene	8.3	
79-00-5	1,1,2-Trichloroethane	10	
591-78-6	2-Hexanone	24	
142-28-9	1,3-Dichloropropane	9.9	

1A
VOLATILE ORGANICS ANALYSIS DATA SHEET

EPA SAMPLE NO.

AL083MSD

Lab Name: ITS ENVIRONMENTAL Contract: 93206

Lab Code: INCHVT Case No.: 93206 SAS No.: SDG No.: 64304

Matrix: (soil/water) WATER Lab Sample ID: 327733MD

Sample wt/vol: 5.000 (g/mL) ML Lab File ID: L327733MDV

Level: (low/med) LOW Date Received: 03/22/97

% Moisture: not dec. _____ Date Analyzed: 03/27/97

GC Column: DB-624 ID: 0.53 (mm) Dilution Factor: 1.0

Soil Extract Volume:_____(uL) Soil Aliquot Volume: _____(uL)

CAS NO.	COMPOUND	CONCENTRATION UNITS: (ug/L or ug/Kg) UG/L	Q
127-18-4	Tetrachloroethene	9.3	
124-48-1	Dibromochloromethane	8.4	
106-93-4	1,2-Dibromoethane	9.9	
108-90-7	Chlorobenzene	9.8	
630-20-6	1,1,1,2-Tetrachloroethane	9.8	
100-41-4	Ethylbenzene	9.6	
1330-20-7	Xylene (total)	30	
100-42-5	Styrene	8.5	
75-25-2	Bromoform	7.4	
98-82-8	Isopropylbenzene	9.6	
79-34-5	1,1,2,2-Tetrachloroethane	9.7	
96-18-4	1,2,3-Trichloropropane	9.6	
108-86-1	Bromobenzene	10	
103-65-1	n-Propylbenzene	9.5	
95-49-8	2-Chlorotoluene	9.6	
108-67-8	1,3,5-Trimethylbenzene	9.3	
106-43-4	4-Chlorotoluene	9.8	
98-06-6	tert-Butylbenzene	9.5	
95-63-6	1,2,4-Trimethylbenzene	9.4	
135-98-8	sec-Butylbenzene	9.8	
99-87-6	p-Isopropyltoluene	9.4	
541-73-1	1,3-Dichlorobenzene	9.7	
106-46-7	1,4-Dichlorobenzene	9.7	
104-51-8	n-Butylbenzene	9.4	
95-50-1	1,2-Dichlorobenzene	10	
96-12-8	1,2-Dibromo-3-Chloropropane	9.4	
120-82-1	1,2,4-Trichlorobenzene	10	
87-68-3	Hexachlorobutadiene	9.2	
91-20-3	Naphthalene	10	
87-61-6	1,2,3-Trichlorobenzene	10	

5A
VOLATILE ORGANIC INSTRUMENT PERFORMANCE CHECK
BROMOFLUOROBENZENE (BFB)

Lab Name: ITS ENVIRONMENTAL Contract: 93206

Lab Code: INCHVT Case No.: 93206 SAS No.: SDG No.: 64304

Lab File ID: LJH001PV BFB Injection Date: 03/19/97

Instrument ID: L BFB Injection Time: 1438

GC Column: DB-624 ID: 0.53 (mm) Heated Purge: (Y/N) N

m/e	ION ABUNDANCE CRITERIA	% RELATIVE ABUNDANCE
50	15.0 - 40.0% of mass 95	15.2
75	30.0 - 60.0% of mass 95	40.4
95	Base Peak, 100% relative abundance	100.0
96	5.0 - 9.0% of mass 95	6.9
173	Less than 2.0% of mass 174	0.0 (0.0)1
174	50.0 - 120.0% of mass 95	71.1
175	5.0 - 9.0% of mass 174	5.2 (7.3)1
176	95.0 - 101.0% of mass 174	68.9 (96.9)1
177	5.0 - 9.0% of mass 176	4.8 (7.0)2

1-Value is % mass 174 2-Value is % mass 176

THIS CHECK APPLIES TO THE FOLLOWING SAMPLES, MS, MSD, BLANKS, AND STANDARDS:

	EPA SAMPLE NO.	LAB SAMPLE ID	LAB FILE ID	DATE ANALYZED	TIME ANALYZED
01	VSTD002	VSTD002	LJH002HV	03/19/97	1517
02	VSTD005	VSTD005	LJH005HV	03/19/97	1612
03	VSTD010	VSTD010	LJH010HV	03/19/97	1644
04	VSTD020	VSTD020	LJH020HV	03/19/97	1716
05	VSTD030	VSTD030	LJH030HV	03/19/97	1748
06					
07					
08					
09					
10					
11					
12					
13					
14					
15					
16					
17					
18					
19					
20					
21					
22					

5A
VOLATILE ORGANIC INSTRUMENT PERFORMANCE CHECK
BROMOFLUOROBENZENE (BFB)

Lab Name: ITS ENVIRONMENTAL Contract: 93206

Lab Code: INCHVT Case No.: 93206 SAS No.: SDG No.: 64304

Lab File ID: LJH005PV BFB Injection Date: 03/25/97

Instrument ID: L BFB Injection Time: 0724

GC Column: DB-624 ID: 0.53 (mm) Heated Purge: (Y/N) N

m/e	ION ABUNDANCE CRITERIA	% RELATIVE ABUNDANCE
50	15.0 - 40.0% of mass 95	15.5
75	30.0 - 60.0% of mass 95	42.7
95	Base Peak, 100% relative abundance	100.0
96	5.0 - 9.0% of mass 95	6.3
173	Less than 2.0% of mass 174	0.0 (0.0)1
174	50.0 - 120.0% of mass 95	66.2
175	5.0 - 9.0% of mass 174	4.9 (7.4)1
176	95.0 - 101.0% of mass 174	63.4 (95.8)1
177	5.0 - 9.0% of mass 176	4.4 (6.9)2

1-Value is % mass 174 2-Value is % mass 176

THIS CHECK APPLIES TO THE FOLLOWING SAMPLES, MS, MSD, BLANKS, AND STANDARDS:

	EPA SAMPLE NO.	LAB SAMPLE ID	LAB FILE ID	DATE ANALYZED	TIME ANALYZED
01	VSTD010	VSTD010	LJH010CHV	03/25/97	0803
02	VBLKS4	VBLKS4	LJHB001CV	03/25/97	0924
03	LJHCLCS	LJHCLCS	LJH0005CQV	03/25/97	1119
04	AL071	327550	L327550V	03/25/97	1152
05	AL072	327552	L327552V	03/25/97	1224
06	AL073	327554	L327554V	03/25/97	1257
07	AL074	327556	L327556V	03/25/97	1326
08	AL075	327558	L327558V	03/25/97	1357
09	AL076	327560	L327560V	03/25/97	1430
10	AL070	327562	L327562V	03/25/97	1459
11					
12					
13					
14					
15					
16					
17					
18					
19					
20					
21					
22					

5A
VOLATILE ORGANIC INSTRUMENT PERFORMANCE CHECK
BROMOFLUOROBENZENE (BFB)

Lab Name: ITS ENVIRONMENTAL Contract: 93206

Lab Code: INCHVT Case No.: 93206 SAS No.: SDG No.: 64304

Lab File ID: LJH006PV BFB Injection Date: 03/27/97

Instrument ID: L BFB Injection Time: 0813

GC Column: DB-624 ID: 0.53 (mm) Heated Purge: (Y/N) N

m/e	ION ABUNDANCE CRITERIA	% RELATIVE ABUNDANCE
50	15.0 - 40.0% of mass 95	16.1
75	30.0 - 60.0% of mass 95	43.6
95	Base Peak, 100% relative abundance	100.0
96	5.0 - 9.0% of mass 95	7.0
173	Less than 2.0% of mass 174	0.0 (0.0)1
174	50.0 - 120.0% of mass 95	66.2
175	5.0 - 9.0% of mass 174	4.4 (6.6)1
176	95.0 - 101.0% of mass 174	63.0 (95.1)1
177	5.0 - 9.0% of mass 176	4.2 (6.7)2

1-Value is % mass 174 2-Value is % mass 176

THIS CHECK APPLIES TO THE FOLLOWING SAMPLES, MS, MSD, BLANKS, AND STANDARDS:

	EPA SAMPLE NO.	LAB SAMPLE ID	LAB FILE ID	DATE ANALYZED	TIME ANALYZED
01	VSTD010	VSTD010	LJH010D2HV	03/27/97	0925
02	VBLKT3	VBLKT3	LJHB002DV	03/27/97	1057
03	LJHDLCS	LJHDLCS	LJH0005DQV	03/27/97	1129
04	AL077	327726	L327726V	03/27/97	1230
05	AL078	327727	L327727V	03/27/97	1331
06	AL079	327728	L327728V	03/27/97	1401
07	AL080	327730	L327730V	03/27/97	1432
08	AL081	327731	L327731V	03/27/97	1504
09	AL082	327732	L327732V	03/27/97	1536
10	AL084	327735	L327735V	03/27/97	1605
11	AL085	327736	L327736V	03/27/97	1636
12	AL086	327738	L327738V	03/27/97	1707
13	AL089	327740	L327740V	03/27/97	1739
14	AL090	327742	L327742V	03/27/97	1810
15	AL083	327733	L327733V	03/27/97	1842
16	AL083MS	327733MS	L327733MSV	03/27/97	1913
17	AL083MSD	327733MD	L327733MDV	03/27/97	1943
18	MBS	327746	L327746V	03/27/97	2014
19					
20					
21					
22					

6A
VOLATILE ORGANICS INITIAL CALIBRATION DATA

Lab Name: ITS ENVIRONMENTAL Contract: 93206

Lab Code: INCHVT Case No.: 93206 SAS No.: SDG No.: 64304

Instrument ID: L Calibration Date(s): 03/19/97 03/19/97

Heated Purge: (Y/N) N Calibration Time(s): 1517 1644

GC Column: DB-624 ID: 0.53 (mm)

LAB FILE ID: RRF2 =LJH002HV RRF5 =LJH005HV
RRF10 =LJH010HV RRF20 =LJH020HV RRF30 =LJH030HV

COMPOUND	RRF2	RRF5	RRF10	RRF20	RRF30	$\overline{RRF}$	% RSD
Dichlorodifluoromethane *	0.683	0.702	0.739	0.789	0.730	0.729	5.6*
Chloromethane *	0.304	0.325	0.338	0.356	0.323	0.329	5.9*
Vinyl Chloride *	0.322	0.337	0.361	0.392	0.359	0.354	7.5*
Bromomethane *	0.262	0.258	0.272	0.269	0.232	0.259	6.2*
Chloroethane *	0.194	0.188	0.155	0.154	0.135	0.165	15.0*
Trichlorofluoromethane *	0.569	0.527	0.538	0.502	0.347	0.497	17.5*
Acetone *	0.040	0.037	0.035	0.039	0.040	0.038	5.7*
1,1-Dichloroethene *	0.281	0.264	0.259	0.246	0.270	0.264	4.9*
trans-1,2-Dichloroethene *	0.277	0.246	0.244	0.223	0.252	0.248	7.7*
Carbon Disulfide *	0.961	0.957	1.021	1.066	1.003	1.002	4.5*
Methylene Chloride *	0.301	0.313	0.328	0.342	0.326	0.322	4.8*
1,1-Dichloroethane *	0.502	0.468	0.459	0.429	0.474	0.466	5.7*
cis-1,2-Dichloroethene *	0.294	0.273	0.273	0.259	0.295	0.279	5.6*
2-Butanone *	0.015	0.015	0.015	0.018	0.021	0.017	16.4*<-
2,2-Dichloropropane *	0.520	0.468	0.447	0.422	0.442	0.460	8.1*
Chloroform *	0.617	0.553	0.546	0.512	0.567	0.559	6.8*
Bromochloromethane *	0.206	0.218	0.224	0.230	0.240	0.224	5.6*
1,1,1-Trichloroethane *	0.514	0.478	0.474	0.450	0.478	0.479	4.8*
1,1-Dichloropropene *	0.446	0.412	0.418	0.394	0.399	0.414	4.9*
Carbon Tetrachloride *	0.496	0.476	0.471	0.446	0.463	0.470	3.9*
1,2-Dichloroethane *	0.267	0.253	0.258	0.249	0.281	0.262	4.8*
Benzene *	0.989	0.937	0.962	0.944	0.925	0.951	2.6*
Trichloroethene *	0.390	0.367	0.377	0.372	0.376	0.376	2.3*
1,2-Dichloropropane *	0.327	0.329	0.333	0.338	0.348	0.335	2.6*
Bromodichloromethane *	0.546	0.544	0.550	0.566	0.613	0.564	5.1*
Dibromomethane *	0.267	0.254	0.252	0.260	0.288	0.264	5.5*
4-Methyl-2-Pentanone *	0.210	0.212	0.204	0.245	0.254	0.225	10.2*
cis-1,3-Dichloropropene *	0.481	0.480	0.490	0.509	0.542	0.500	5.2*
Toluene *	0.616	0.628	0.664	0.689	0.663	0.652	4.5*
trans-1,3-Dichloropropene *	0.391	0.397	0.427	0.450	0.466	0.426	7.6*
1,1,2-Trichloroethane *	0.243	0.252	0.252	0.267	0.282	0.259	5.9*
2-Hexanone *	0.087	0.117	0.126	0.154	0.172	0.131	25.2*
1,3-Dichloropropane *	0.475	0.484	0.500	0.519	0.541	0.504	5.3*
Tetrachloroethene *	0.512	0.514	0.529	0.541	0.540	0.527	2.6*
Dibromochloromethane *	0.569	0.536	0.561	0.571	0.628	0.573	5.9*
1,2-Dibromoethane *	0.446	0.436	0.445	0.446	0.488	0.452	4.5*
Chlorobenzene *	0.910	0.883	0.914	0.898	0.900	0.901	1.4*

* Compounds with required minimum RRF and maximim %RSD values.
All other compounds must meet a minimim RRF of 0.010.

6A

VOLATILE ORGANICS INITIAL CALIBRATION DATA

Lab Name: ITS ENVIRONMENTAL Contract: 93206

Lab Code: INCHVT Case No.: 93206 SAS No.: SDG No.: 64304

Instrument ID: L Calibration Date(s): 03/19/97 03/19/97

Heated Purge: (Y/N) N Calibration Time(s): 1517 1644

GC Column: DB-624 ID: 0.53 (mm)

LAB FILE ID: RRF2 =LJH002HV RRF5 =LJH005HV
RRF10 =LJH010HV RRF20 =LJH020HV RRF30 =LJH030HV

COMPOUND	RRF2	RRF5	RRF10	RRF20	RRF30	$\overline{RRF}$	% RSD
1,1,1,2-Tetrachloroethane *	0.497	0.446	0.463	0.463	0.496	0.473	4.7*
Ethylbenzene *	1.548	1.445	1.526	1.490	1.476	1.497	2.7*
Xylene (total) *	0.535	0.527	0.549	0.548	0.533	0.538	1.8*
Styrene *	0.843	0.829	0.883	0.908	0.891	0.871	3.8*
Bromoform *	0.383	0.370	0.398	0.423	0.446	0.404	7.5*
Isopropylbenzene *	1.649	1.531	1.609	1.554	1.575	1.584	2.9*
1,1,2,2-Tetrachloroethane *	0.565	0.561	0.557	0.571	0.569	0.565	1.0*
1,2,3-Trichloropropane *	0.398	0.397	0.372	0.376	0.385	0.386	3.1*
Bromobenzene *	0.537	0.548	0.580	0.566	0.559	0.558	2.9*
n-Propylbenzene *	0.458	0.414	0.443	0.433	0.441	0.438	3.6*
2-Chlorotoluene *	0.441	0.421	0.435	0.425	0.427	0.430	1.9*
1,3,5-Trimethylbenzene *	1.226	1.146	1.202	1.121	1.160	1.171	3.6*
4-Chlorotoluene *	0.427	0.404	0.449	0.442	0.432	0.431	4.0*
tert-Butylbenzene *	1.426	1.306	1.377	1.312	1.363	1.357	3.7*
1,2,4-Trimethylbenzene *	1.175	1.126	1.175	1.069	1.118	1.133	3.9*
sec-Butylbenzene *	1.847	1.630	1.723	1.602	1.708	1.702	5.6*
p-Isopropyltoluene *	1.521	1.358	1.438	1.317	1.390	1.405	5.6*
1,3-Dichlorobenzene *	0.974	0.894	0.943	0.929	0.907	0.929	3.4*
1,4-Dichlorobenzene *	0.974	0.894	0.943	0.929	0.907	0.929	3.4*
n-Butylbenzene *	1.412	1.222	1.287	1.153	1.239	1.263	7.6*
1,2-Dichlorobenzene *	0.884	0.821	0.872	0.835	0.816	0.846	3.6*
1,2-Dibromo-3-Chloropropane *	0.129	0.116	0.118	0.112	0.113	0.118	5.8*
1,2,4-Trichlorobenzene *	0.629	0.540	0.583	0.547	0.572	0.574	6.1*
Hexachlorobutadiene *	0.465	0.344	0.350	0.313	0.345	0.363	16.1*
Naphthalene *	1.138	1.026	1.054	1.039	1.033	1.058	4.3*
1,2,3-Trichlorobenzene *	0.566	0.513	0.525	0.498	0.523	0.525	4.8*
1,2-Dichloroethane-d4 *	0.220	0.207	0.200	0.207	0.230	0.213	5.7*
Bromofluorobenzene *	0.677	0.713	0.704	0.704	0.688	0.697	2.1*
1,2-Dichlorobenzene-d4 *	0.543	0.520	0.527	0.509	0.510	0.522	2.6*

* Compounds with required minimum RRF and maximim %RSD values.
All other compounds must meet a minimim RRF of 0.010.

7A
VOLATILE CONTINUING CALIBRATION CHECK

Lab Name: ITS ENVIRONMENTAL Contract: 93206

Lab Code: INCHVT Case No.: 93206 SAS No.: SDG No.: 64304

Instrument ID: L Calibration Date: 03/25/97 Time: 0803

Lab File ID: LJH010CHV Init. Calib. Date(s): 03/19/97 03/19/97

Heated Purge: (Y/N) N Init. Calib. Times: 1517 1644

GC Column: DB-624 ID: 0.53 (mm)

COMPOUND	$\overline{RRF}$	RRF10	MIN RRF	%D	MAX %D	
Dichlorodifluoromethane	0.729	0.724	0.050	0.7	30.0	
Chloromethane	0.329	0.347	0.192	-5.5	30.0	
Vinyl Chloride	0.354	0.368	0.050	-4.0	30.0	
Bromomethane	0.259	0.244	0.050	5.8	30.0	
Chloroethane	0.165	0.151	0.050	8.5	30.0	
Trichlorofluoromethane	0.497	0.534	0.050	-7.4	30.0	
Acetone	0.038	0.046	0.020	-21.0	30.0	
1,1-Dichloroethene	0.264	0.262	0.050	0.8	30.0	
trans-1,2-Dichloroethene	0.248	0.244	0.050	1.6	30.0	
Carbon Disulfide	1.002	1.065	0.050	-6.3	30.0	
Methylene Chloride	0.322	0.310	0.050	3.7	30.0	
1,1-Dichloroethane	0.466	0.476	0.300	-2.1	30.0	
cis-1,2-Dichloroethene	0.279	0.269	0.050	3.6	30.0	
2-Butanone	0.017	0.022	0.020	-29.4	30.0	<-
2,2-Dichloropropane	0.460	0.496	0.050	-7.8	30.0	
Chloroform	0.559	0.538	0.050	3.8	30.0	
Bromochloromethane	0.224	0.206	0.050	8.0	30.0	
1,1,1-Trichloroethane	0.479	0.502	0.050	-4.8	30.0	
1,1-Dichloropropene	0.414	0.449	0.050	-8.4	30.0	
Carbon Tetrachloride	0.470	0.495	0.050	-5.3	30.0	
1,2-Dichloroethane	0.262	0.253	0.050	3.4	30.0	
Benzene	0.951	0.991	0.050	-4.2	30.0	
Trichloroethene	0.376	0.394	0.050	-4.8	30.0	
1,2-Dichloropropane	0.335	0.354	0.050	-5.7	30.0	
Bromodichloromethane	0.564	0.565	0.050	-0.2	30.0	
Dibromomethane	0.264	0.246	0.050	6.8	30.0	
4-Methyl-2-Pentanone	0.225	0.211	0.020	6.2	30.0	
cis-1,3-Dichloropropene	0.500	0.508	0.050	-1.6	30.0	
Toluene	0.652	0.635	0.050	2.6	30.0	
trans-1,3-Dichloropropene	0.426	0.424	0.050	0.5	30.0	
1,1,2-Trichloroethane	0.259	0.257	0.050	0.8	30.0	
2-Hexanone	0.131	0.138	0.020	-5.3	30.0	
1,3-Dichloropropane	0.504	0.501	0.050	0.6	30.0	
Tetrachloroethene	0.527	0.495	0.050	6.1	30.0	
Dibromochloromethane	0.573	0.582	0.050	-1.6	30.0	
1,2-Dibromoethane	0.452	0.468	0.050	-3.5	30.0	
Chlorobenzene	0.901	0.885	0.300	1.8	30.0	

All other compounds must meet a minimum RRF of 0.010.

7A
VOLATILE CONTINUING CALIBRATION CHECK

Lab Name: ITS ENVIRONMENTAL Contract: 93206

Lab Code: INCHVT Case No.: 93206 SAS No.: SDG No.: 64304

Instrument ID: L Calibration Date: 03/25/97 Time: 0803

Lab File ID: LJH010CHV Init. Calib. Date(s): 03/19/97 03/19/97

Heated Purge: (Y/N) N Init. Calib. Times: 1517 1644

GC Column: DB-624 ID: 0.53 (mm)

COMPOUND	$\overline{RRF}$	RRF10	MIN RRF	%D	MAX %D
1,1,1,2-Tetrachloroethane	0.473	0.461	0.050	2.5	30.0
Ethylbenzene	1.497	1.538	0.050	-2.7	30.0
Xylene (total)	0.538	0.546	0.050	-1.5	30.0
Styrene	0.871	0.893	0.050	-2.5	30.0
Bromoform	0.404	0.401	0.250	0.7	30.0
Isopropylbenzene	1.584	1.636	0.050	-3.3	30.0
1,1,2,2-Tetrachloroethane	0.565	0.574	0.300	-1.6	30.0
1,2,3-Trichloropropane	0.386	0.389	0.050	-0.8	30.0
Bromobenzene	0.558	0.526	0.050	5.7	30.0
n-Propylbenzene	0.438	0.459	0.050	-4.8	30.0
2-Chlorotoluene	0.430	0.431	0.050	-0.2	30.0
1,3,5-Trimethylbenzene	1.171	1.194	0.050	-2.0	30.0
4-Chlorotoluene	0.431	0.429	0.050	0.5	30.0
tert-Butylbenzene	1.357	1.399	0.050	-3.1	30.0
1,2,4-Trimethylbenzene	1.133	1.161	0.050	-2.5	30.0
sec-Butylbenzene	1.702	1.761	0.050	-3.5	30.0
p-Isopropyltoluene	1.405	1.467	0.050	-4.4	30.0
1,3-Dichlorobenzene	0.929	0.902	0.050	2.9	30.0
1,4-Dichlorobenzene	0.929	0.986	0.050	-6.1	30.0
n-Butylbenzene	1.263	1.338	0.050	-5.9	30.0
1,2-Dichlorobenzene	0.846	0.811	0.050	4.1	30.0
1,2-Dibromo-3-Chloropropane	0.118	0.125	0.020	-5.9	30.0
1,2,4-Trichlorobenzene	0.574	0.551	0.050	4.0	30.0
Hexachlorobutadiene	0.363	0.360	0.050	0.8	30.0
Naphthalene	1.058	1.050	0.050	0.8	30.0
1,2,3-Trichlorobenzene	0.525	0.490	0.050	6.7	30.0
1,2-Dichloroethane-d4	0.213	0.215	0.050	-0.9	30.0
Bromofluorobenzene	0.697	0.707	0.050	-1.4	30.0
1,2-Dichlorobenzene-d4	0.522	0.491	0.050	5.9	30.0

All other compounds must meet a minimum RRF of 0.010.

7A
VOLATILE CONTINUING CALIBRATION CHECK

Lab Name: ITS ENVIRONMENTAL Contract: 93206

Lab Code: INCHVT Case No.: 93206 SAS No.: SDG No.: 64304

Instrument ID: L Calibration Date: 03/27/97 Time: 0925

Lab File ID: LJH010D2HV Init. Calib. Date(s): 03/19/97 03/19/97

Heated Purge: (Y/N) N Init. Calib. Times: 1517 1644

GC Column: DB-624 ID: 0.53 (mm)

COMPOUND	$\overline{RRF}$	RRF10	MIN RRF	%D	MAX %D
Dichlorodifluoromethane	0.729	0.846	0.050	-16.0	30.0
Chloromethane	0.329	0.389	0.192	-18.2	30.0
Vinyl Chloride	0.354	0.427	0.050	-20.6	30.0
Bromomethane	0.259	0.286	0.050	-10.4	30.0
Chloroethane	0.165	0.181	0.050	-9.7	30.0
Trichlorofluoromethane	0.497	0.488	0.050	1.8	30.0
Acetone	0.038	0.043	0.020	-13.2	30.0
1,1-Dichloroethene	0.264	0.232	0.050	12.1	30.0
trans-1,2-Dichloroethene	0.248	0.222	0.050	10.5	30.0
Carbon Disulfide	1.002	1.077	0.050	-7.5	30.0
Methylene Chloride	0.322	0.339	0.050	-5.3	30.0
1,1-Dichloroethane	0.466	0.433	0.300	7.1	30.0
cis-1,2-Dichloroethene	0.279	0.251	0.050	10.0	30.0
2-Butanone	0.017	0.019	0.020	-11.8	30.0
2,2-Dichloropropane	0.460	0.452	0.050	1.7	30.0
Chloroform	0.559	0.507	0.050	9.3	30.0
Bromochloromethane	0.224	0.218	0.050	2.7	30.0
1,1,1-Trichloroethane	0.479	0.474	0.050	1.0	30.0
1,1-Dichloropropene	0.414	0.434	0.050	-4.8	30.0
Carbon Tetrachloride	0.470	0.475	0.050	-1.1	30.0
1,2-Dichloroethane	0.262	0.250	0.050	4.6	30.0
Benzene	0.951	1.010	0.050	-6.2	30.0
Trichloroethene	0.376	0.388	0.050	-3.2	30.0
1,2-Dichloropropane	0.335	0.353	0.050	-5.4	30.0
Bromodichloromethane	0.564	0.556	0.050	1.4	30.0
Dibromomethane	0.264	0.242	0.050	8.3	30.0
4-Methyl-2-Pentanone	0.225	0.276	0.020	-22.7	30.0
cis-1,3-Dichloropropene	0.500	0.511	0.050	-2.2	30.0
Toluene	0.652	0.742	0.050	-13.8	30.0
trans-1,3-Dichloropropene	0.426	0.447	0.050	-4.9	30.0
1,1,2-Trichloroethane	0.259	0.274	0.050	-5.8	30.0
2-Hexanone	0.131	0.168	0.020	-28.2	30.0
1,3-Dichloropropane	0.504	0.538	0.050	-6.7	30.0
Tetrachloroethene	0.527	0.563	0.050	-6.8	30.0
Dibromochloromethane	0.573	0.568	0.050	0.9	30.0
1,2-Dibromoethane	0.452	0.472	0.050	-4.4	30.0
Chlorobenzene	0.901	0.958	0.300	-6.3	30.0

All other compounds must meet a minimum RRF of 0.010.

7A
VOLATILE CONTINUING CALIBRATION CHECK

Lab Name: ITS ENVIRONMENTAL Contract: 93206

Lab Code: INCHVT Case No.: 93206 SAS No.: SDG No.: 64304

Instrument ID: L Calibration Date: 03/27/97 Time: 0925

Lab File ID: LJH010D2HV Init. Calib. Date(s): 03/19/97 03/19/97

Heated Purge: (Y/N) N Init. Calib. Times: 1517 1644

GC Column: DB-624 ID: 0.53 (mm)

COMPOUND	$\overline{RRF}$	RRF10	MIN RRF	%D	MAX %D
1,1,1,2-Tetrachloroethane	0.473	0.470	0.050	0.6	30.0
Ethylbenzene	1.497	1.643	0.050	-9.8	30.0
Xylene (total)	0.538	0.586	0.050	-8.9	30.0
Styrene	0.871	0.955	0.050	-9.6	30.0
Bromoform	0.404	0.424	0.250	-5.0	30.0
Isopropylbenzene	1.584	1.765	0.050	-11.4	30.0
1,1,2,2-Tetrachloroethane	0.565	0.642	0.300	-13.6	30.0
1,2,3-Trichloropropane	0.386	0.433	0.050	-12.2	30.0
Bromobenzene	0.558	0.566	0.050	-1.4	30.0
n-Propylbenzene	0.438	0.501	0.050	-14.4	30.0
2-Chlorotoluene	0.430	0.476	0.050	-10.7	30.0
1,3,5-Trimethylbenzene	1.171	1.312	0.050	-12.0	30.0
4-Chlorotoluene	0.431	0.467	0.050	-8.4	30.0
tert-Butylbenzene	1.357	1.555	0.050	-14.6	30.0
1,2,4-Trimethylbenzene	1.133	1.258	0.050	-11.0	30.0
sec-Butylbenzene	1.702	1.932	0.050	-13.5	30.0
p-Isopropyltoluene	1.405	1.618	0.050	-15.2	30.0
1,3-Dichlorobenzene	0.929	0.995	0.050	-7.1	30.0
1,4-Dichlorobenzene	0.929	0.995	0.050	-7.1	30.0
n-Butylbenzene	1.263	1.464	0.050	-15.9	30.0
1,2-Dichlorobenzene	0.846	0.868	0.050	-2.6	30.0
1,2-Dibromo-3-Chloropropane	0.118	0.141	0.020	-19.5	30.0
1,2,4-Trichlorobenzene	0.574	0.603	0.050	-5.0	30.0
Hexachlorobutadiene	0.363	0.392	0.050	-8.0	30.0
Naphthalene	1.058	1.198	0.050	-13.2	30.0
1,2,3-Trichlorobenzene	0.525	0.535	0.050	-1.9	30.0
1,2-Dichloroethane-d4	0.213	0.187	0.050	12.2	30.0
Bromofluorobenzene	0.697	0.744	0.050	-6.7	30.0
1,2-Dichlorobenzene-d4	0.522	0.532	0.050	-1.9	30.0

All other compounds must meet a minimum RRF of 0.010.

8A
VOLATILE INTERNAL STANDARD AREA AND RT SUMMARY

Lab Name: ITS ENVIRONMENTAL Contract: 93206

Lab Code: INCHVT Case No.: 93206 SAS No.: SDG No.: 64304

Lab File ID (Standard): LJH010CHV Date Analyzed: 03/25/97

Instrument ID: L Time Analyzed: 0803

GC Column: DB-624 ID: 0.53 (mm) Heated Purge: (Y/N) N

		IS1(DCB) AREA #	RT #	IS2 AREA #	RT #	IS3(CBZ) AREA #	RT #
	12 HOUR STD	72672	21.30	134232	9.24	119966	15.39
	UPPER LIMIT	145344	21.80	268464	9.74	239932	15.89
	LOWER LIMIT	36336	20.80	67116	8.74	59983	14.89
	EPA SAMPLE NO.						
01	VBLKS4	74191	21.30	128986	9.25	117319	15.42
02	LJHCLCS	67857	21.31	141305	9.25	116018	15.40
03	AL071	69361	21.30	142958	9.25	120231	15.40
04	AL072	68946	21.32	120979	9.25	110418	15.40
05	AL073	67560	21.32	120264	9.27	109767	15.40
06	AL074	71246	21.32	118821	9.27	107106	15.42
07	AL075	61661	21.32	107907	9.25	99218	15.42
08	AL076	68752	21.32	114790	9.27	107056	15.44
09	AL070	71129	21.32	120119	9.27	107309	15.42
10							
11							
12							
13							
14							
15							
16							
17							
18							
19							
20							
21							
22							

IS1 (DCB) = 1,4-Dichlorobenzene-d4
IS2 = Fluorobenzene
IS3 (CBZ) = Chlorobenzene-d5

AREA UPPER LIMIT = +100% of internal standard area
AREA LOWER LIMIT = - 50% of internal standard area
RT UPPER LIMIT = + 0.50 minutes of internal standard RT
RT LOWER LIMIT = - 0.50 minutes of internal standard RT

Column used to flag values outside QC limits with an asterisk.
* Values outside of QC limits.

8A
VOLATILE INTERNAL STANDARD AREA AND RT SUMMARY

Lab Name: ITS ENVIRONMENTAL Contract: 93206

Lab Code: INCHVT Case No.: 93206 SAS No.: SDG No.: 64304

Lab File ID (Standard): LJH010D2HV Date Analyzed: 03/27/97

Instrument ID: L Time Analyzed: 0925

GC Column: DB-624 ID: 0.53 (mm) Heated Purge: (Y/N) N

		IS1(DCB) AREA #	RT #	IS2 AREA #	RT #	IS3(CBZ) AREA #	RT #
	12 HOUR STD	69997	21.30	116133	9.26	113392	15.41
	UPPER LIMIT	139994	21.80	232266	9.76	226784	15.91
	LOWER LIMIT	34998	20.80	58066	8.76	56696	14.91
	EPA SAMPLE NO.						
01	VBLKT3	70569	21.32	120571	9.27	108076	15.40
02	LJHDLCS	70175	21.33	115901	9.27	107930	15.42
03	AL077	65356	21.31	122659	9.26	103758	15.42
04	AL078	67156	21.32	111442	9.25	102254	15.42
05	AL079	57294	21.32	97351	9.25	88033	15.42
06	AL080	58347	21.32	104183	9.27	95224	15.42
07	AL081	68200	21.32	117879	9.27	107305	15.41
08	AL082	70747	21.32	112774	9.27	107626	15.43
09	AL084	65597	21.32	117786	9.27	105891	15.42
10	AL085	68208	21.32	115797	9.27	107660	15.42
11	AL086	60274	21.32	106009	9.25	96883	15.42
12	AL089	65988	21.32	114597	9.27	104277	15.43
13	AL090	65314	21.32	106321	9.27	102379	15.42
14	AL083	67259	21.32	118894	9.27	106334	15.41
15	AL083MS	70473	21.30	115079	9.27	110343	15.41
16	AL083MSD	71103	21.32	115282	9.27	111482	15.41
17	MBS	72298	21.30	109570	9.27	110317	15.41
18							
19							
20							
21							
22							

IS1 (DCB) = 1,4-Dichlorobenzene-d4
IS2 = Fluorobenzene
IS3 (CBZ) = Chlorobenzene-d5

AREA UPPER LIMIT = +100% of internal standard area
AREA LOWER LIMIT = - 50% of internal standard area
RT UPPER LIMIT = + 0.50 minutes of internal standard RT
RT LOWER LIMIT = - 0.50 minutes of internal standard RT

Column used to flag values outside QC limits with an asterisk.
* Values outside of QC limits.

1. Evergreen Analytical

Evergreen
Analytical
Laboratory

April 3, 1997

MR KERRY SMITH
PARSONS ENGINEERING SCIENCE
101 HUNTINGTON AVE
BOSTON, MA 02199

Work Order: 97-0922
Client Project: 730769-01002

Dear Mr. Smith:

Enclosed are the analytical results for the samples shown in the Work Order Summary. The enclosed data have been reviewed for quality assurance. If you have any questions concerning the reported information, please contact Carl Smits, Vice President of Quality Assurance.

SAMPLE DISPOSAL: Except for high level PCB, mercury, and dioxin samples, EAL will dispose of all samples one month from the date of this letter. If you want samples returned, please advise us by mail or fax as soon as possible.

RECORDS RETENTION: Effective January 1, 1996 we will retain a copy of this project report and supporting data for a period of three years. It has been our experience that a three year retention period is more than adequate to respond to client inquiries. If you want the project file sent to you after the three year period, please return a copy of this letter.

The invoice for this work will be mailed to your Accounts Payable department shortly.

Thank you for using the services of Evergreen Analytical.

Sincerely,

Jack Barney /kns

Jack Barney
President

Evergreen Analytical, Inc. 4036 Youngfield St. Wheat Ridge, CO 80033-3862 (303) 425-6021 FAX (303) 425-6854

Evergreen Analytical, Inc.

97-0922

WORK ORDER Summary

20-Mar-97

Report To: Kerry Smith

Parsons Engineering Science
101 Huntington Ave
Boston, MA 02199

Client Project ID: 730769-01002

Phone: (617) 859-2578
FAX: (617) 859-2043

Comments:

QC Level: MS/MSD

Sample ID	Client Sample ID	Analysis	#	Matrix	Loc	Collection	Received	Due	HT
97-0922-07A	Trip Blank	Hold sample until further instructions.		Water	2		20-Mar-97	03-Apr-97	
97-0922-01A	AL071	Methane, Ethane, Ethene				18-Mar-97		03-Apr-97	01-Apr-97
97-0922-02A	AL072	Methane, Ethane, Ethene						03-Apr-97	01-Apr-97
97-0922-03A	AL073	Methane, Ethane, Ethene				19-Mar-97		03-Apr-97	02-Apr-97
97-0922-04A	AL074	Methane, Ethane, Ethene						03-Apr-97	02-Apr-97
97-0922-05A	AL075	Methane, Ethane, Ethene						03-Apr-97	02-Apr-97
97-0922-06A	AL076	Methane, Ethane, Ethene						03-Apr-97	02-Apr-97

# = Special list. See sample comments or test information.
HT = Holding Time expiration date.

MAM 3/20

CHAIN-OF-CUSTODY RECORD

PAGE 1 OF 1

PARSONS
ENGINEERING-SCIENCE, INC.
Prudential Center
Boston, MA 02199
Phone: 617-859-2000
Fax: 617-859-2043

JOB NO. 730769-01002
PROJECT SEAD - 1st Quarterly Monitoring '97-Ash
CONTACT Mike Duchesneau 617-869-2492

LABORATORY Evergreen Analytical
ADDRESS Wheat Ridge CO
CONTACT Shea Greiner

SAMPLE NO.	LABORATORY SAMPLE NO.	SAMPLING DATE	SAMPLING TIME	SAMPLE DEPTH	SAMPLE MATRIX	VOA	SVOC	METALS	PEST/PCB	CN	HERB	TPH	Methane Ethane/Ethene			NO. OF CONTAINERS	COMMENTS (Special instructions, cautions, etc.)
AL071		3/18/97	1550		water								X			3	01A
AL072		3/18/97	1650		↓								X			3	02A
AL073		3/19/97	0940		↓								X			3	03A
AL074		3/19/97	1105		↓								X			3	04A
AL075		3/19/97	1320		↓								X			3	05A
AL076		3/19/97	1430		↓								X			3	06A
Trip Blank												Helck					07A

KKS

WO# 97-0922 BOF# 222 BY J
C/S(o) 274/UPS3 C/S(I) 274/ EO
Temp°C 11 Seals Intact Y/N/NA
Pres Y/N/NA Hd Sp Y/N/NA
Loc 2 Cont 40V

Sampled and Relinquished by
Sign
Print Kerry Smith
Firm Parsons ES
Date 3/19/97 Time 1620

Received by Evergreen Analytical Lab
Sign Jack Barney
Print Jack Barney
Firm Evergreen Analytical Lab
Date 3/20/97 Time 0920

Relinquished by
Sign
Print
Firm
Date Time

Received by
Sign
Print
Firm
Date Time

VOA Vial								X						
Glass Bottle														
Plastic Bottle														
Preservative								C A						
Container Volume								40 ml						

PRESERVATION KEY:
A - Ice
B - Filtered
C - Acidified with HCl
D - Acidified with HNO_3
E - Acidified with H_2SO_4
F - NaOH + Ascorbic
G - Other

REMARKS: (Sample storage, nonstandard sample bottles)
Keep Cooler

Evidence Samples tampered with? ☐ No ☐ Yes
If Yes, explain in remarks.

Cooler #:

ESB - Form COC1 White - return with data Yellow - lab copy Pink - Sampler copy

EVERGREEN ANALYTICAL, INC.
4036 Youngfield St. Wheat Ridge, CO 80033
(303) 425-6021

Methane, Ethane, Ethene Report Form

Client Sample Number	: AL071	Client Project No.	: 730769-01002
Lab Sample Number	: 97-0922-01	Lab Work Order	: 97-0922
Date Sampled	: 3/18/97	Dilution Factor	: 1.00
Date Received	: 3/20/97	Method	: RSKSOP-175M
Date Extracted/Prepared	: 3/28/97	Matrix	: Water
Date Analyzed	: 3/28/97	Lab File No.	: GAS0328012

Compound Name	Cas Number	Sample Concentration mg/L	RL mg/L
Methane	74-82-8	0.0012	0.0012
Ethane	74-84-0	U	0.0021
Ethene	74-85-1	U	0.0013

Temperature	:	70.9 F	Saturation Concentration	Meth	0.000290309
Amount Injected	:	0.5 ml			
Total Volume of Sample	:	43 ml	Concentration in Head Space	Meth	0.000916598
Head space created	:	4 ml			
Methane Area	:	6.751 ug	Saturation Concentration	Etha	0
Ethane Area	:	0 ug			
Ethene Area	:	0 ug	Concentration in Head Space	Etha	0
Atomic weight(Methane)	:	16 g			
Atomic weight(Ethane)	:	30 g	Saturation Concentration	Ethe	0
Atomic weight(Ethene)	:	28 g			
			Concentration in Head Space	Ethe	0

Qualifiers
E = Extrapolated value.
U = Compound analyzed for, but not detected.
B = Compound also found in the blank.
RL = Reporting Limit.
NA = Not Available/Not Applicable.

Analyst

Approved

GAS0922.XLS



Data File Name	: C:\HPCHEM\ALCGAS\DATA\GAS0328\012R0101.D		
Operator	: Bill Michener	Page Number	: 1
Instrument	: ALCGAS	Vial Number	: 12
Sample Name	: 97-0922-01A;1	Injection Number	: 1
Run Time Bar Code:		Sequence Line	: 1
Acquired on	: 28 Mar 97 08:05 AM	Instrument Method	: GAS.MTH
Report Created on	: 28 Mar 97 08:45 AM	Analysis Method	: GAS0328.MTH
Last Recalib on	: 28 MAR 97 07:25 AM	Sample Amount	: 0
Multiplier	: 1	ISTD Amount	:
Sample Info	: AL071;Water		

EVERGREEN ANALYTICAL, INC.
4036 Youngfield St. Wheat Ridge, CO 80033
(303) 425-6021

Methane, Ethane, Ethene Report Form

Client Sample Number	: AL072	Client Project No.	: 730769-01002
Lab Sample Number	: 97-0922-02	Lab Work Order	: 97-0922
Date Sampled	: 3/18/97	Dilution Factor	: 1.00
Date Received	: 3/20/97	Method	: RSKSOP-175M
Date Extracted/Prepared	: 3/28/97	Matrix	: Water
Date Analyzed	: 3/28/97	Lab File No.	: GAS0328013

Compound Name	Cas Number	Sample Concentration mg/L	RL mg/L
Methane	74-82-8	0.014	0.0012
Ethane	74-84-0	U	0.0021
Ethene	74-85-1	U	0.0013

Temperature	:	70.6 F	Saturation Concentration	Meth	0.003323872
Amount Injected	:	0.5 ml			
Total Volume of Sample	:	43 ml	Concentration in Head Space	Meth	0.010500453
Head space created	:	4 ml			
Methane Area	:	77.295 ug	Saturation Concentration	Etha	0
Ethane Area	:	0 ug			
Ethene Area	:	0 ug	Concentration in Head Space	Etha	0
Atomic weight(Methane)	:	16 g			
Atomic weight(Ethane)	:	30 g	Saturation Concentration	Ethe	0
Atomic weight(Ethene)	:	28 g			
			Concentration in Head Space	Ethe	0

Qualifiers
E = Extrapolated value.
U = Compound analyzed for, but not detected.
B = Compound also found in the blank.
RL = Reporting Limit.
NA = Not Available/Not Applicable.

Analyst

Approved

GAS0922.XLS

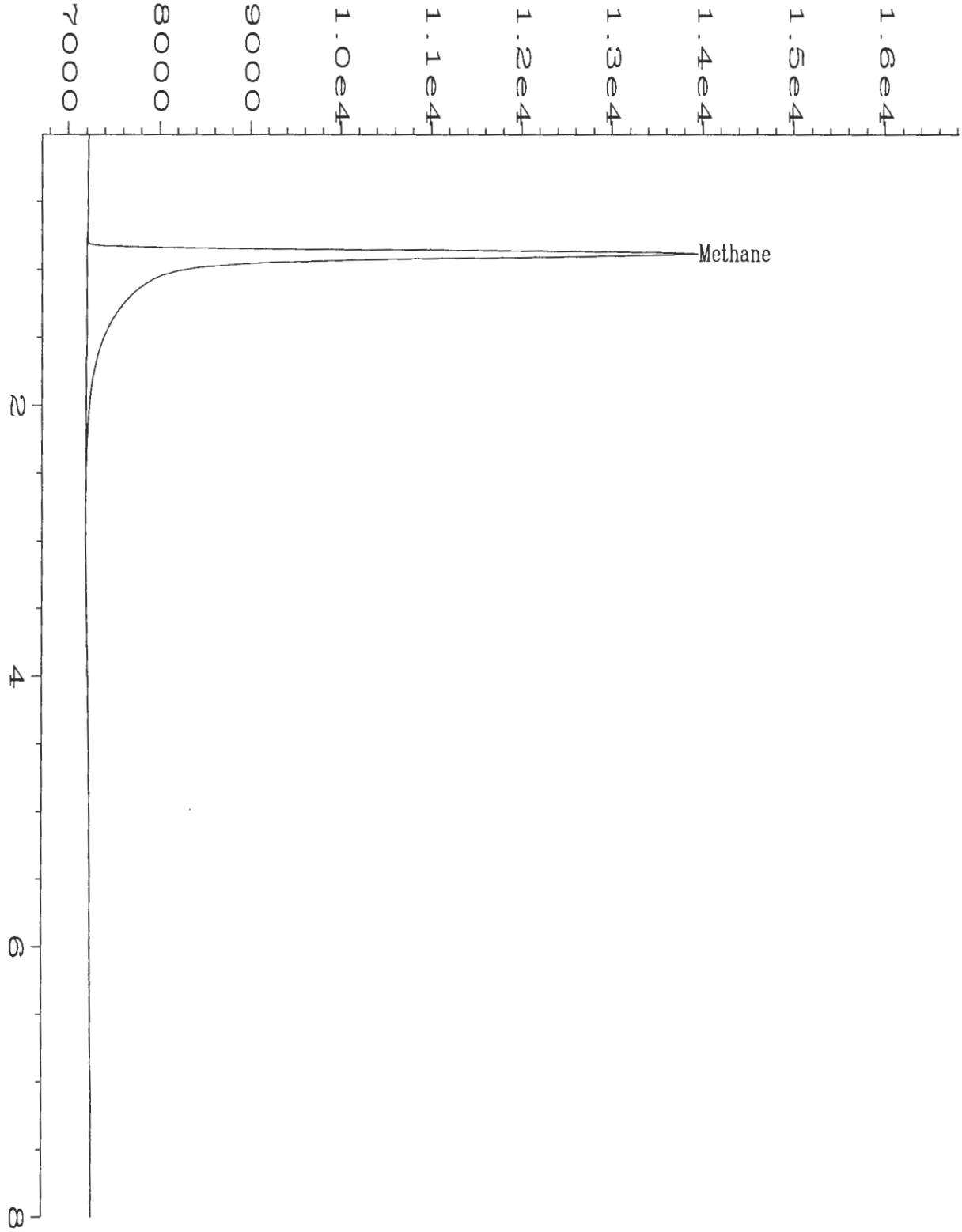

ata File Name	: C:\HPCHEM\ALCGAS\DATA\GAS0328\013R0101.D		
Operator	: Bill Michener	Page Number	: 1
Instrument	: ALCGAS	Vial Number	: 13
ample Name	: 97-0922-02A;1	Injection Number	: 1
Run Time Bar Code	:	Sequence Line	: 1
Acquired on	: 28 Mar 97 08:14 AM	Instrument Method	: GAS.MTH
eport Created on	: 28 Mar 97 08:45 AM	Analysis Method	: GAS0328.MTH
ast Recalib on	: 28 MAR 97 07:25 AM	Sample Amount	: 0
Multiplier	: 1	ISTD Amount	:
Sample Info	: AL072;Water		

EVERGREEN ANALYTICAL, INC.
4036 Youngfield St. Wheat Ridge, CO 80033
(303) 425-6021

Methane, Ethane, Ethene Report Form

Client Sample Number	: AL073	Client Project No.	: 730769-01002
Lab Sample Number	: 97-0922-03	Lab Work Order	: 97-0922
Date Sampled	: 3/19/97	Dilution Factor	: 1.00
Date Received	: 3/20/97	Method	: RSKSOP-175M
Date Extracted/Prepared	: 3/28/97	Matrix	: Water
Date Analyzed	: 3/28/97	Lab File No.	: GAS0328014

Compound Name	Cas Number	Sample Concentration mg/L	RL mg/L
Methane	74-82-8	U	0.0012
Ethane	74-84-0	U	0.0021
Ethene	74-85-1	U	0.0013

Temperature	:	70.6 F	Saturation Concentration	Meth	0
Amount Injected	:	0.5 ml			
Total Volume of Sample	:	43 ml	Concentration in Head Space	Meth	0
Head space created	:	4 ml			
Methane Area	:	0 ug	Saturation Concentration	Etha	0
Ethane Area	:	0 ug			
Ethene Area	:	0 ug	Concentration in Head Space	Etha	0
Atomic weight(Methane)	:	16 g			
Atomic weight(Ethane)	:	30 g	Saturation Concentration	Ethe	0
Atomic weight(Ethene)	:	28 g			
			Concentration in Head Space	Ethe	0

Qualifiers
E = Extrapolated value.
U = Compound analyzed for, but not detected.
B = Compound also found in the blank.
RL = Reporting Limit.
NA = Not Available/Not Applicable.

Analyst

Approved

GAS0922.XLS



Data File Name	: C:\HPCHEM\ALCGAS\DATA\GAS0328\014R0101.D		
Operator	: Bill Michener	Page Number	: 1
Instrument	: ALCGAS	Vial Number	: 14
Sample Name	: 97-0922-03A;1	Injection Number	: 1
Run Time Bar Code	:	Sequence Line	: 1
Acquired on	: 28 Mar 97 08:24 AM	Instrument Method	: GAS.MTH
Report Created on	: 28 Mar 97 08:45 AM	Analysis Method	: GAS0328.MTH
Last Recalib on	: 28 MAR 97 07:25 AM	Sample Amount	: 0
Multiplier	: 1	ISTD Amount	:
Sample Info	: AL073;Water		

EVERGREEN ANALYTICAL, INC.
4036 Youngfield St. Wheat Ridge, CO 80033
(303) 425-6021

Methane, Ethane, Ethene Report Form

Client Sample Number	: AL074	Client Project No.	: 730769-01002
Lab Sample Number	: 97-0922-04	Lab Work Order	: 97-0922
Date Sampled	: 3/19/97	Dilution Factor	: 1.00
Date Received	: 3/20/97	Method	: RSKSOP-175M
Date Extracted/Prepared	: 3/28/97	Matrix	: Water
Date Analyzed	: 3/28/97	Lab File No.	: GAS0328015

Compound Name	Cas Number	Sample Concentration mg/L	RL mg/L
Methane	74-82-8	U	0.0012
Ethane	74-84-0	U	0.0021
Ethene	74-85-1	U	0.0013

Temperature	:	70.7 F	Saturation Concentration	Meth	0
Amount Injected	:	0.5 ml			
Total Volume of Sample	:	43 ml	Concentration in Head Space	Meth	0
Head space created	:	4 ml			
Methane Area	:	0 ug	Saturation Concentration	Etha	0
Ethane Area	:	0 ug			
Ethene Area	:	0 ug	Concentration in Head Space	Etha	0
Atomic weight(Methane)	:	16 g			
Atomic weight(Ethane)	:	30 g	Saturation Concentration	Ethe	0
Atomic weight(Ethene)	:	28 g			
			Concentration in Head Space	Ethe	0

Qualifiers
E = Extrapolated value.
U = Compound analyzed for, but not detected.
B = Compound also found in the blank.
RL = Reporting Limit.
NA = Not Available/Not Applicable.

Analyst

Approved

GAS0922.XLS

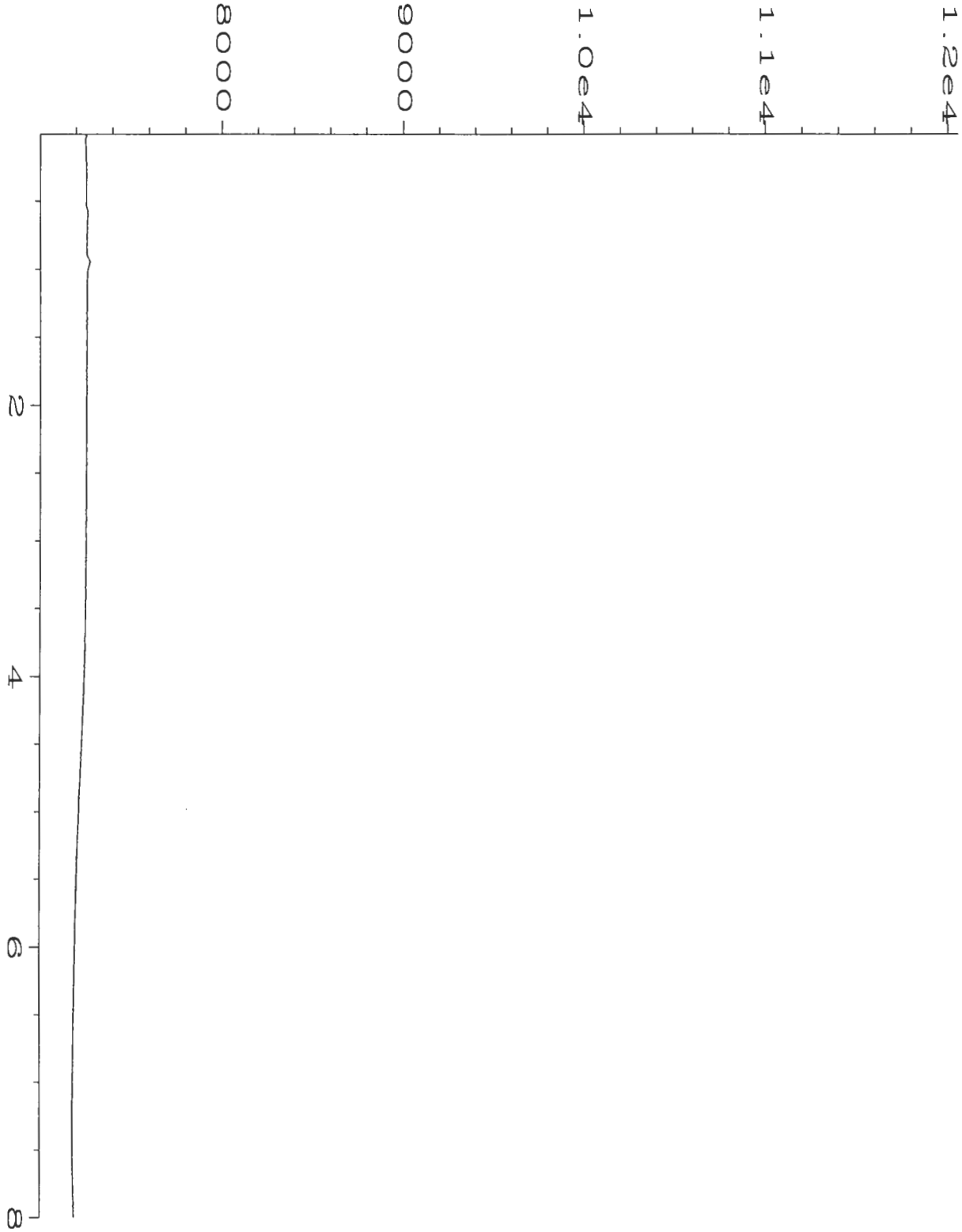

Data File Name	: C:\HPCHEM\ALCGAS\DATA\GAS0328\015R0101.D		
Operator	: Bill Michener	Page Number	: 1
Instrument	: ALCGAS	Vial Number	: 15
Sample Name	: 97-0922-04A;1	Injection Number	: 1
Run Time Bar Code	:	Sequence Line	: 1
Acquired on	: 28 Mar 97 08:43 AM	Instrument Method	: GAS.MTH
Report Created on	: 28 Mar 97 09:05 AM	Analysis Method	: GAS0328.MTH
Last Recalib on	: 28 MAR 97 07:25 AM	Sample Amount	: 0
Multiplier	: 1	ISTD Amount	:
Sample Info	: AL074;Water		

EVERGREEN ANALYTICAL, INC.
4036 Youngfield St. Wheat Ridge, CO 80033
(303) 425-6021

Methane, Ethane, Ethene Report Form

Client Sample Number	: AL074	Client Project No.	: 730769-01002
Lab Sample Number	: 97-0922-04Dup	Lab Work Order	: 97-0922
Date Sampled	: 3/19/97	Dilution Factor	: 1.00
Date Received	: 3/20/97	Method	: RSKSOP-175M
Date Extracted/Prepared	: 3/28/97	Matrix	: Water
Date Analyzed	: 3/28/97	Lab File No.	: GAS0328016

Compound Name	Cas Number	Sample Concentration mg/L	RL mg/L
Methane	74-82-8	U	0.0012
Ethane	74-84-0	U	0.0021
Ethene	74-85-1	U	0.0013

Temperature	:	70.6 F	Saturation Concentration	Meth	0
Amount Injected	:	0.5 ml			
Total Volume of Sample	:	43 ml	Concentration in Head Space	Meth	0
Head space created	:	4 ml			
Methane Area	:	0 ug	Saturation Concentration	Etha	0
Ethane Area	:	0 ug			
Ethene Area	:	0 ug	Concentration in Head Space	Etha	0
Atomic weight(Methane)	:	16 g			
Atomic weight(Ethane)	:	30 g	Saturation Concentration	Ethe	0
Atomic weight(Ethene)	:	28 g			
			Concentration in Head Space	Ethe	0

Qualifiers
E = Extrapolated value.
U = Compound analyzed for, but not detected.
B = Compound also found in the blank.
RL = Reporting Limit.
NA = Not Available/Not Applicable.

Analyst

Approved

GAS0922.XLS

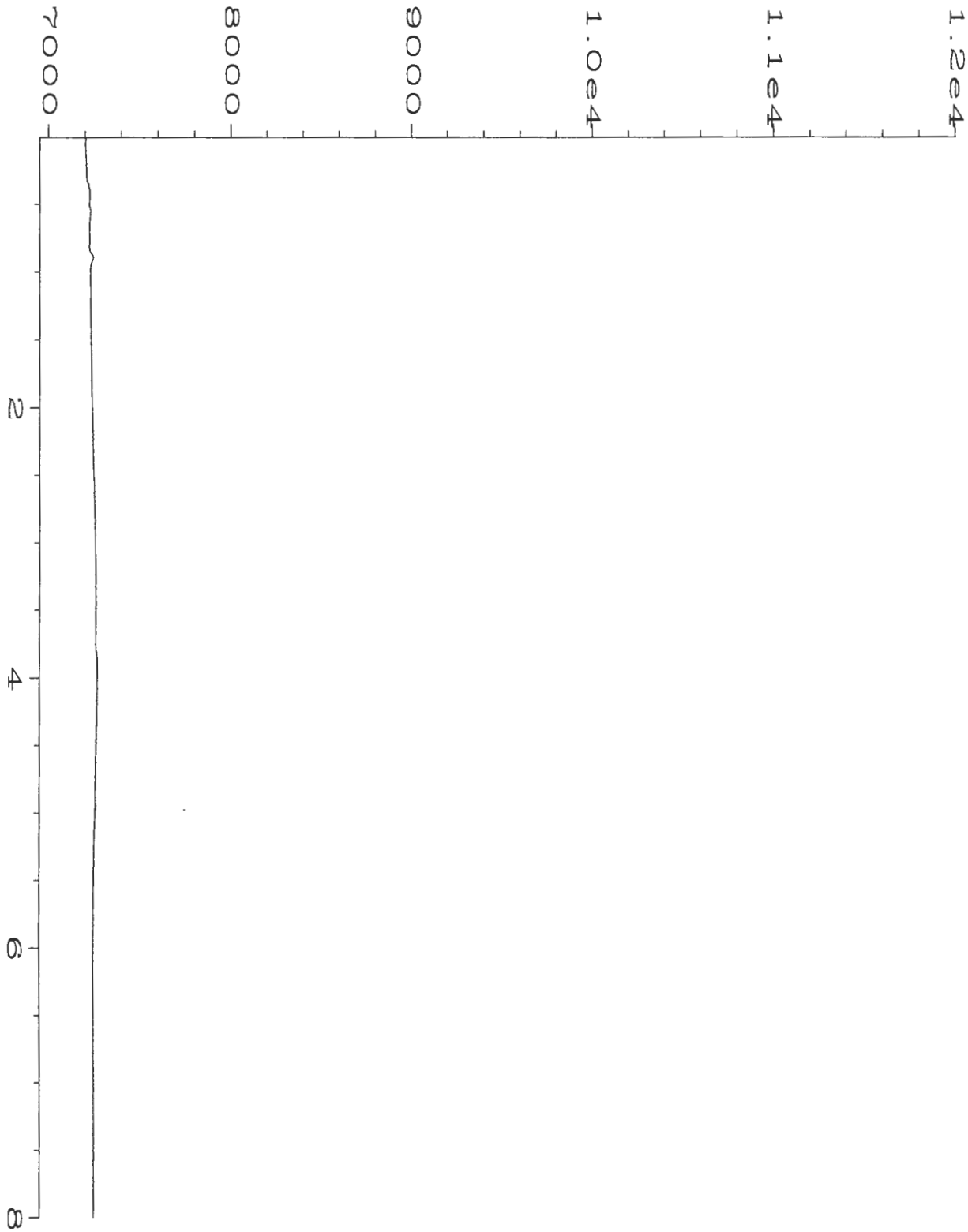

Data File Name	: C:\HPCHEM\ALCGAS\DATA\GAS0328\016R0101.D		
Operator	: Bill Michener	Page Number	: 1
Instrument	: ALCGAS	Vial Number	: 16
Sample Name	: 97-0922-04ADup;1	Injection Number	: 1
Run Time Bar Code	:	Sequence Line	: 1
Acquired on	: 28 Mar 97 08:51 AM	Instrument Method	: GAS.MTH
Report Created on	: 28 Mar 97 09:05 AM	Analysis Method	: GAS0328.MTH
Last Recalib on	: 28 MAR 97 07:25 AM	Sample Amount	: 0
Multiplier	: 1	ISTD Amount	:
Sample Info	: AL074;Water Duplicate		

EVERGREEN ANALYTICAL, INC.
4036 Youngfield St. Wheat Ridge, CO 80033
(303) 425-6021

Methane, Ethane, Ethene Report Form

Client Sample Number	: AL075	Client Project No.	: 730769-01002
Lab Sample Number	: 97-0922-05	Lab Work Order	: 97-0922
Date Sampled	: 3/19/97	Dilution Factor	: 1.00
Date Received	: 3/20/97	Method	: RSKSOP-175M
Date Extracted/Prepared	: 3/28/97	Matrix	: Water
Date Analyzed	: 3/28/97	Lab File No.	: GAS0328017

Compound Name	Cas Number	Sample Concentration mg/L	RL mg/L
Methane	74-82-8	0.0025	0.0012
Ethane	74-84-0	U	0.0021
Ethene	74-85-1	U	0.0013

Temperature	: 70.8 F		Saturation Concentration	Meth	0.000608613
Amount Injected	: 0.5 ml				
Total Volume of Sample	: 43 ml		Concentration in Head Space	Meth	0.001921946
Head space created	: 4 ml				
Methane Area	: 14.153 ug		Saturation Concentration	Etha	0
Ethane Area	: 0 ug				
Ethene Area	: 0 ug		Concentration in Head Space	Etha	0
Atomic weight(Methane)	: 16 g				
Atomic weight(Ethane)	: 30 g		Saturation Concentration	Ethe	0
Atomic weight(Ethene)	: 28 g				
			Concentration in Head Space	Ethe	0

Qualifiers
E = Extrapolated value.
U = Compound analyzed for, but not detected.
B = Compound also found in the blank.
RL = Reporting Limit.
NA = Not Available/Not Applicable.

Analyst

Approved

GAS0922.XLS

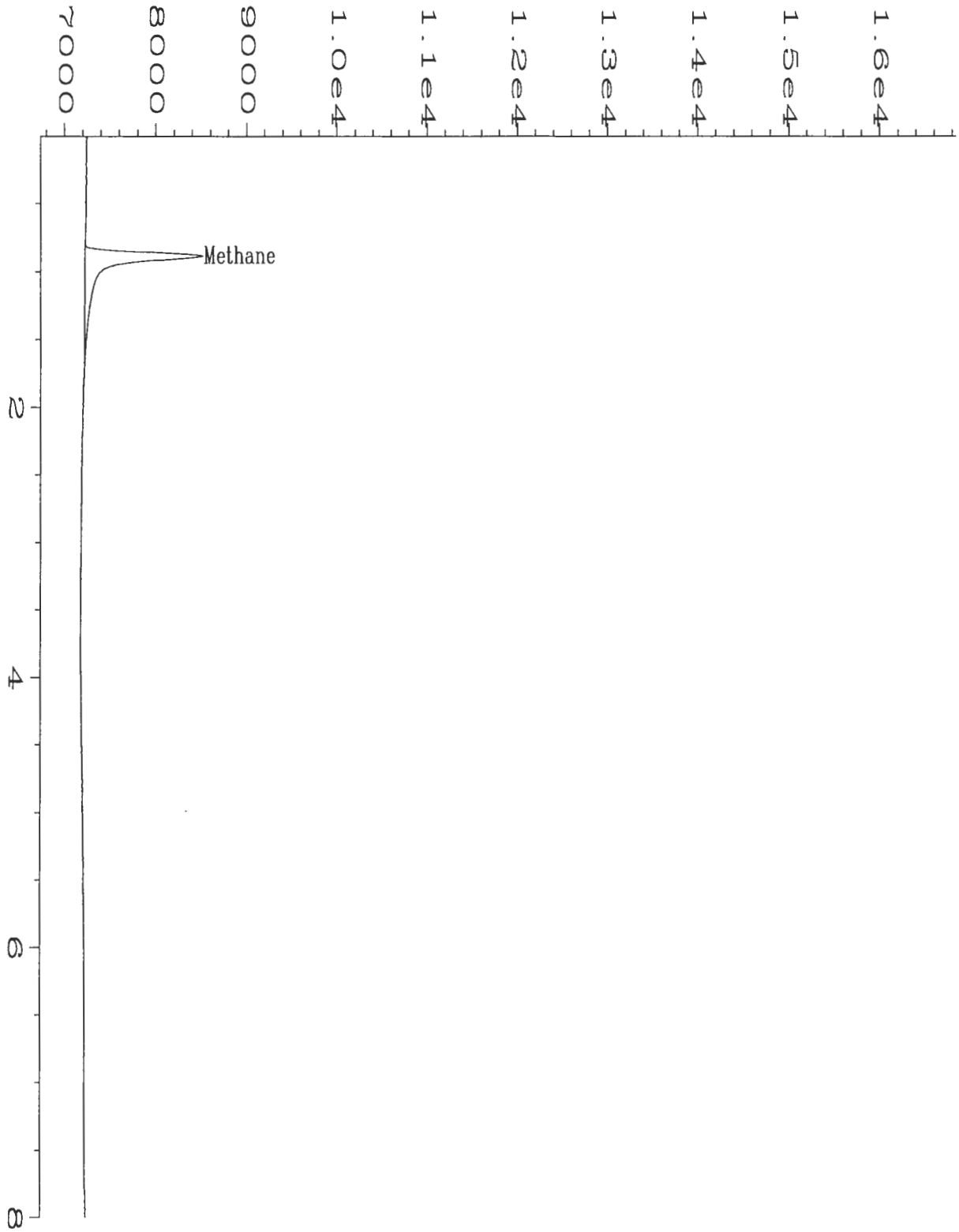

Data File Name	: C:\HPCHEM\ALCGAS\DATA\GAS0328\017R0101.D		
Operator	: Bill Michener	Page Number	: 1
Instrument	: ALCGAS	Vial Number	: 17
Sample Name	: 97-0922-05A;1	Injection Number	: 1
Run Time Bar Code:		Sequence Line	: 1
Acquired on	: 28 Mar 97 09:04 AM	Instrument Method	: GAS.MTH
Report Created on	: 28 Mar 97 09:40 AM	Analysis Method	: GAS0328.MTH
Last Recalib on	: 28 MAR 97 07:25 AM	Sample Amount	: 0
Multiplier	: 1	ISTD Amount	:
Sample Info	: AL075;Water		

EVERGREEN ANALYTICAL, INC.
4036 Youngfield St. Wheat Ridge, CO 80033
(303) 425-6021

Methane, Ethane, Ethene Report Form

Client Sample Number	: AL076	Client Project No.	: 730769-01002
Lab Sample Number	: 97-0922-06	Lab Work Order	: 97-0922
Date Sampled	: 3/19/97	Dilution Factor	: 1.00
Date Received	: 3/20/97	Method	: RSKSOP-175M
Date Extracted/Prepared	: 3/28/97	Matrix	: Water
Date Analyzed	: 3/28/97	Lab File No.	: GAS0328018

Compound Name	Cas Number	Sample Concentration mg/L	RL mg/L
Methane	74-82-8	U	0.0012
Ethane	74-84-0	U	0.0021
Ethene	74-85-1	U	0.0013

Temperature	:	71.1 F	Saturation Concentration	Meth	0
Amount Injected	:	0.5 ml			
Total Volume of Sample	:	43 ml	Concentration in Head Space	Meth	0
Head space created	:	4 ml			
Methane Area	:	0 ug	Saturation Concentration	Etha	0
Ethane Area	:	0 ug			
Ethene Area	:	0 ug	Concentration in Head Space	Etha	0
Atomic weight(Methane)	:	16 g			
Atomic weight(Ethane)	:	30 g	Saturation Concentration	Ethe	0
Atomic weight(Ethene)	:	28 g			
			Concentration in Head Space	Ethe	0

Qualifiers
E = Extrapolated value.
U = Compound analyzed for, but not detected.
B = Compound also found in the blank.
RL = Reporting Limit.
NA = Not Available/Not Applicable.

Analyst

Approved

GAS0922.XLS



ata File Name	: C:\HPCHEM\ALCGAS\DATA\GAS0328\018R0101.D		
Operator	: Bill Michener	Page Number	: 1
Instrument	: ALCGAS	Vial Number	: 18
ample Name	: 97-0922-06A;1	Injection Number	: 1
Run Time Bar Code	:	Sequence Line	: 1
Acquired on	: 28 Mar 97 09:13 AM	Instrument Method	: GAS.MTH
eport Created on	: 28 Mar 97 09:21 AM	Analysis Method	: GAS0328.MTH
ast Recalib on	: 28 MAR 97 07:25 AM	Sample Amount	: 0
Multiplier	: 1	ISTD Amount	:
ample Info	: AL076;Water		

EVERGREEN ANALYTICAL, INC.
4036 Youngfield St. Wheat Ridge, CO 80033
(303) 425-6021

Methane, Ethane, Ethene Report Form
Method Blank Report

Method Blank Number	: GB032897	Client Project No.	: 730769-01002
Date Extracted/Prepared	: 3/28/97	Lab Work Order	: 97-0922
Date Analyzed	: 3/28/97	Dilution Factor	: 1.00
		Method	: RSKSOP-175M
		Matrix	: Water
		Lab File No.	: GAS0328002

Compound Name	Cas Number	Sample Concentration mg/L	RL mg/L
Methane	74-82-8	U	0.0012
Ethane	74-84-0	U	0.0021
Ethene	74-85-1	U	0.0013

Qualifiers
E = Extrapolated value.
U = Compound analyzed for, but not detected.
B = Compound also found in the blank.
RL = Reporting Limit.
NA = Not Available/Not Applicable.

Analyst

Approved

GAS0922.XLS



Data File Name	: C:\HPCHEM\ALCGAS\DATA\GAS0328\002R0101.D		
Operator	: Bill Michener	Page Number	: 1
Instrument	: ALCGAS	Vial Number	: 2
Sample Name	: GB032897	Injection Number	: 1
Run Time Bar Code	:	Sequence Line	: 1
Acquired on	: 28 Mar 97 06:13 AM	Instrument Method	: GAS.MTH
Report Created on	: 28 Mar 97 09:08 AM	Analysis Method	: GAS0328.MTH
Last Recalib on	: 28 MAR 97 07:25 AM	Sample Amount	: 0
Multiplier	: 1	ISTD Amount	:
Sample Info	: Gas Method Blank		

Displaced 4ml of distilled water in 43ml vial with Helium, shook for 5 min, and injected 500ul

Evergreen Analytical, Inc.
4036 Youngfield, Wheat Ridge, CO 80033
(303) 425-6021

RSKSOP-175M Gas Method
Methane, Ethane, Ethene LCS Report Form

LCS No.	: LCS032897	EPA Method No.	: RSKSOP-175M
Date Prepared	: 3/28/97	Matrix	: Water
Date Analyzed	: 3/28/97	Method Blank	: GB032897
E.A. LCS Source No.	: 1719	Lab File No.	: GAS0328011

Compound	Spike Added (ug)	Method Blank Concentration (ug)	LCS Concentration (ug)	LCS %REC	QC Limits %REC
Methane Gas	500	0	405	81	64-90
Ethene Gas	500	0	253	51	37-58
Ethane Gas	500	0	367	73	53-83

Spike Recovery: 0 out of (3) outside limits.

Note: The LCS was made by taking the sample and displacing 4ml of headspace with a 1% methane, ethane, ethene gas and shaking the VOA for 5 minutes. Then injecting 50 ul from the headspace into the GC resulting in a theoretical concentration of 500 ug.

Notes
* = Values outside of QC limits.
NA = Not analyzed/not available.

Analyst

Approved

LCS0328.XLS; 3/28/97

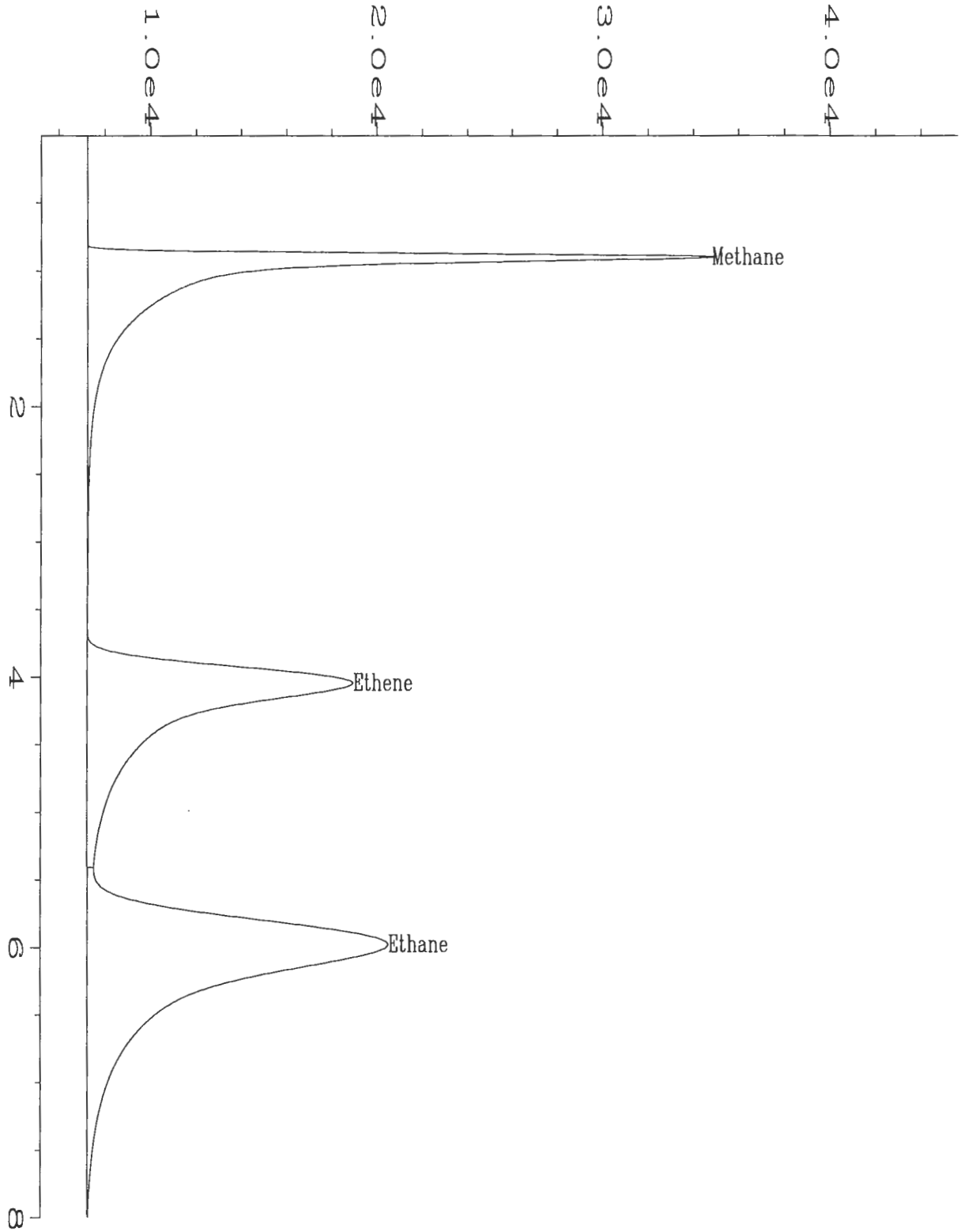

Data File Name	: C:\HPCHEM\ALCGAS\DATA\GAS0328\011R0101.D		
Operator	: Bill Michener	Page Number	: 1
Instrument	: ALCGAS	Vial Number	: 11
Sample Name	: LCS032897;Gas	Injection Number	: 1
Run Time Bar Code	:	Sequence Line	: 1
Acquired on	: 28 Mar 97 07:51 AM	Instrument Method	: GAS.MTH
Report Created on	: 28 Mar 97 09:08 AM	Analysis Method	: GAS0328.MTH
Last Recalib on	: 28 MAR 97 07:25 AM	Sample Amount	: 0
Multiplier	: 1	ISTD Amount	:
Sample Info	: Laboratory Control Sample		

Displaced 4ml of distilled water in 43ml vial with 1% methane, ethane, and ethene gas(#1719), shook for 5 min, and

Evergreen
Analytical
Laboratory

April 4, 1997

MR MIKE DUCHESNEAU
PARSONS ENGINEERING SCIENCE
101 HUNTINGTON AVE
BOSTON, MA 02199

Work Order: 97-0967
Client Project: 730769-01002

Dear Mr. Duchesneau:

Enclosed are the analytical results for the samples shown in the Work Order Summary. The enclosed data have been reviewed for quality assurance. If you have any questions concerning the reported information, please contact Carl Smits, Vice President of Quality Assurance.

SAMPLE DISPOSAL: Except for high level PCB, mercury, and dioxin samples, EAL will dispose of all samples one month from the date of this letter. If you want samples returned, please advise us by mail or fax as soon as possible.

RECORDS RETENTION: Effective January 1, 1996 we will retain a copy of this project report and supporting data for a period of three years. It has been our experience that a three year retention period is more than adequate to respond to client inquiries. If you want the project file sent to you after the three year period, please return a copy of this letter.

The invoice for this work will be mailed to your Accounts Payable department shortly.

Thank you for using the services of Evergreen Analytical.

Sincerely,

Jack Barney /cmr

Jack Barney
President

Evergreen Analytical, Inc. 4036 Youngfield St. Wheat Ridge, CO 80033-3862 (303) 425-6021 FAX (303) 425-6854

Evergreen Analytical, Inc.

97-0967

WORK ORDER Summary

22-Mar-97

Report To: Mike Duchesneau

Parsons Engineering Science
101 Huntington Ave
Boston, MA 02199

Client Project ID: 730769-01002

Phone: (617) 859-2578
FAX: (617) 859-2043

Comments:

QC Level: MS/MSD

Sample ID	Client Sample ID	Analysis	#	Matrix	Loc	Collection	Received	Due	HT
97-0967-08A	Trip Blank	Hold sample until further instructions.		Water	2		22-Mar-97	07-Apr-97	
97-0967-01A	AL079	Methane, Ethane, Ethene				20-Mar-97		07-Apr-97	03-Apr-97
97-0967-02A	AL083	Methane, Ethane, Ethene						07-Apr-97	03-Apr-97
97-0967-03A	AL085	Methane, Ethane, Ethene						07-Apr-97	03-Apr-97
97-0967-04A	AL086	Methane, Ethane, Ethene						07-Apr-97	03-Apr-97
97-0967-05A	AL089	Methane, Ethane, Ethene				21-Mar-97		07-Apr-97	04-Apr-97
97-0967-06A	AL090	Methane, Ethane, Ethene						07-Apr-97	04-Apr-97
97-0967-07A	AL091	Methane, Ethane, Ethene						07-Apr-97	04-Apr-97

# = Special list. See sample comments or test information.
HT = Holding Time expiration date.

3/27

CHAIN OF CUSTODY RECORD / ANALYTICAL SERVICES REQUEST

Evergreen Analytical Inc.

4036 Youngfield St.
Wheat Ridge, Colorado 80033
(303) 425-6021
FAX (303) 425-6854
(800) 845-7400

COMPANY Parsons Engineering Science
ADDRESS 101 Huntington Ave
CITY Boston STATE MA ZIP 02199
PHONE# 617-859-2000 FAX # 617-859-2043 FAX RESULTS Y / (N)

Sampler Name:
(signature)
(print) Kerry Smith

Evergreen Analytical Cooler No. 378
Cooler Received

CLIENT CONTACT (print) Mike Duchesneau
PROJECT I.D. 730769-01002
EAL. QUOTE # 417 P.O.# 730769-011
TURNAROUND REQUIRED* ☒ STD (2 wks) ☐ STD UST (3 day)
☐ Other (Specify)
*expedited turnaround subject to additional fee

Please **PRINT** all information:

EAL use only
Do not write in shaded area

WO# 97.0967 BOF# ~~NA~~ 222 BY PK
C/S(o) 378 / NA C/S(I) 378 / Co
Temp°C 12 Seals Intact Y/N/NA
Pres Y/N/NA Hd Sp Y/N/NA
Loc 2 Cont 40VH

CLIENT SAMPLE IDENTIFICATION	DATE SAMPLED	TIME	No. of Containers	MATRIX: Water-Drinking/Discharge/Ground (circle)	MATRIX: Soil / Solid	MATRIX: Oil / Sludge	TCLP VOA/BNA/Pest/Herb/Metals (circle)	VOA 8260/624/524.2 (circle)	BNA 8270/625 (circle)	Pesticides 8080/608 (circle)	Pest/PCBs 8080/608/508 (circle)	Herbicides 8150/515 (circle)	PCB Screen	BTEX 8020/602 (circle)/MTBE (circle)	TRPH 418.1/Oil & Grease 413.1 (circle)	TVPH 8015mod. (Gasoline)	TEPH 8015mod. (Diesel)	Total Metals-DW / NPDES / SW846 (circle & list metals below)	Dissolved Metals - DW / SW846 (circle & list metals below)	Methane/Ethane/Ethene	EAL Sample No.
AL079	3/20/97	1035	3	X																X	01 A
AL083	3/20/97	1325	3	X	KKS								KKS							X	02
AL085	3/20/97	1500	3	X																X	03
AL086	3/20/97	1600	3	X																X	04
AL089	3/21/97	1100	3	X																X	05
AL090	3/21/97	1320	3	X																X	06
AL091	3/21/97	1430	3	X																X	07
KKS																					
																					08A Trip Blank HCl
HT:																					Location 2
DD:																					Container Size 3x40VH

Instructions: Method RSKSOP 175 Evergreen Contact: Shea Grecher

Relinquished by: (Signature)	Date/Time	Received by: (Signature)	Date/Time	Relinquished by: (Signature)	Date/Time	Received by: (Signature)	Date/Time
	3/21/97						3/22/97

EVERGREEN ANALYTICAL, INC.
4036 Youngfield St. Wheat Ridge, CO 80033
(303) 425-6021

Methane, Ethane, Ethene Report Form

Client Sample Number	: AL079	Client Project No.	: 730769-01002
Lab Sample Number	: 97-0967-01	Lab Work Order	: 97-0967
Date Sampled	: 3/20/97	Dilution Factor	: 1.00
Date Received	: 3/22/97	Method	: RSKSOP-175M
Date Extracted/Prepared	: 3/28/97	Matrix	: Water
Date Analyzed	: 3/28/97	Lab File No.	: GAS0328020

Compound Name	Cas Number	Sample Concentration mg/L	RL mg/L
Methane	74-82-8	U	0.0012
Ethane	74-84-0	U	0.0021
Ethene	74-85-1	U	0.0013

Temperature	:	71 F	Saturation Concentration	Meth	0
Amount Injected	:	0.5 ml			
Total Volume of Sample	:	43 ml	Concentration in Head Space	Meth	0
Head space created	:	4 ml			
Methane Area	:	0 ug	Saturation Concentration	Etha	0
Ethane Area	:	0 ug			
Ethene Area	:	0 ug	Concentration in Head Space	Etha	0
Atomic weight(Methane)	:	16 g			
Atomic weight(Ethane)	:	30 g	Saturation Concentration	Ethe	0
Atomic weight(Ethene)	:	28 g			
			Concentration in Head Space	Ethe	0

Qualifiers
E = Extrapolated value.
U = Compound analyzed for, but not detected.
B = Compound also found in the blank.
RL = Reporting Limit.
NA = Not Available/Not Applicable.

Analyst

Approved

GAS0967.XLS

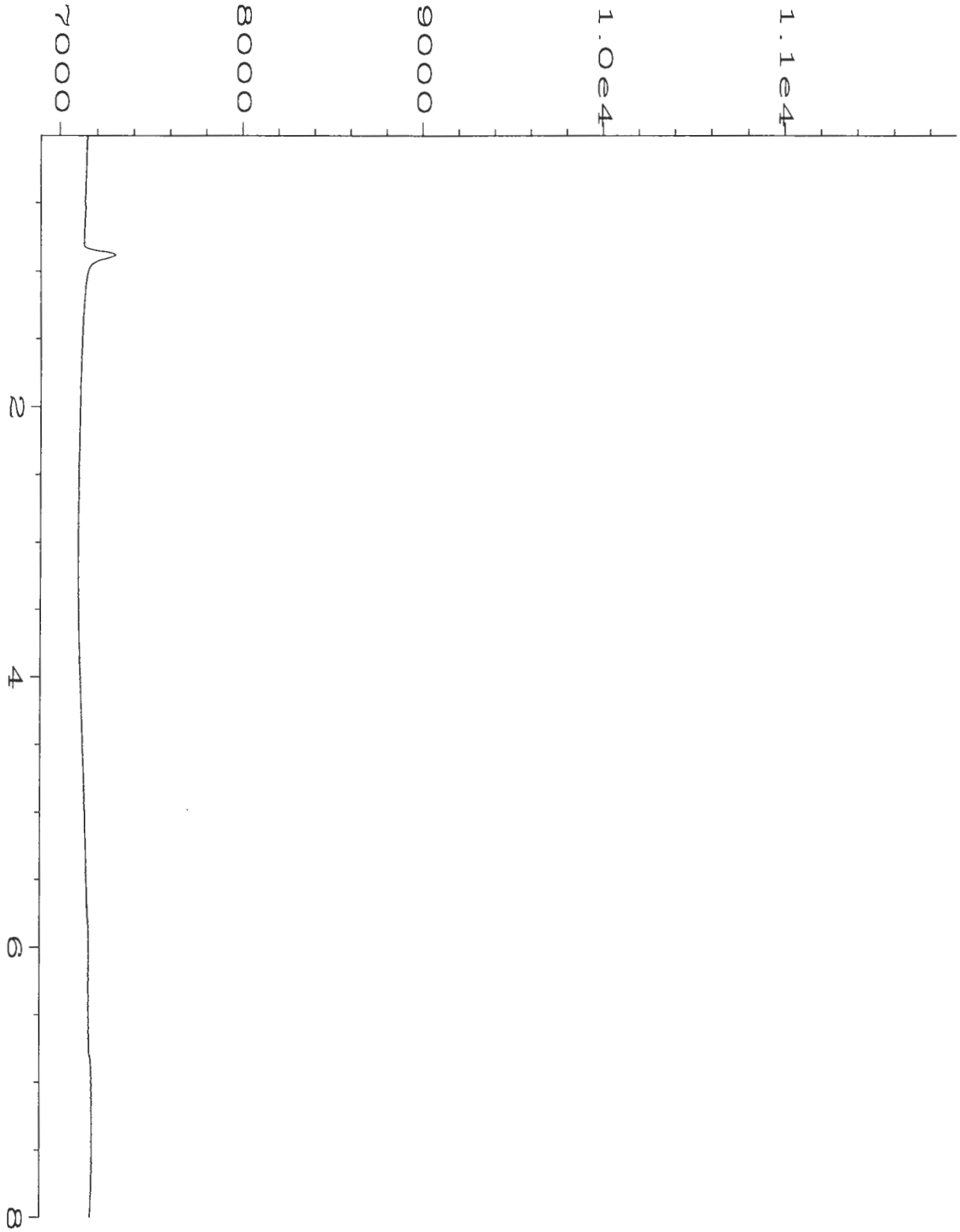

Data File Name	: C:\HPCHEM\ALCGAS\DATA\GAS0328\020R0101.D		
Operator	: Bill Michener	Page Number	: 1
Instrument	: ALCGAS	Vial Number	: 20
Sample Name	: 97-0967-01A;1	Injection Number	: 1
Run Time Bar Code:		Sequence Line	: 1
Acquired on	: 28 Mar 97 10:29 AM	Instrument Method	: GAS.MTH
Report Created on	: 28 Mar 97 11:56 AM	Analysis Method	: GAS0328.MTH
Last Recalib on	: 28 MAR 97 07:25 AM	Sample Amount	: 0
Multiplier	: 1	ISTD Amount	:
Sample Info	: AL079;Water		

EVERGREEN ANALYTICAL, INC.
4036 Youngfield St. Wheat Ridge, CO 80033
(303) 425-6021

Methane, Ethane, Ethene Report Form

Client Sample Number	: AL083	Client Project No.	: 730769-01002
Lab Sample Number	: 97-0967-02	Lab Work Order	: 97-0967
Date Sampled	: 3/20/97	Dilution Factor	: 1.00
Date Received	: 3/22/97	Method	: RSKSOP-175M
Date Extracted/Prepared	: 3/28/97	Matrix	: Water
Date Analyzed	: 3/28/97	Lab File No.	: GAS0328021

Compound Name	Cas Number	Sample Concentration mg/L	RL mg/L
Methane	74-82-8	U	0.0012
Ethane	74-84-0	U	0.0021
Ethene	74-85-1	U	0.0013

Temperature	:	71.3 F	Saturation Concentration	Meth	0
Amount Injected	:	0.5 ml			
Total Volume of Sample	:	43 ml	Concentration in Head Space	Meth	0
Head space created	:	4 ml			
Methane Area	:	0 ug	Saturation Concentration	Etha	0
Ethane Area	:	0 ug			
Ethene Area	:	0 ug	Concentration in Head Space	Etha	0
Atomic weight(Methane)	:	16 g			
Atomic weight(Ethane)	:	30 g	Saturation Concentration	Ethe	0
Atomic weight(Ethene)	:	28 g			
			Concentration in Head Space	Ethe	0

Qualifiers
E = Extrapolated value.
U = Compound analyzed for, but not detected.
B = Compound also found in the blank.
RL = Reporting Limit.
NA = Not Available/Not Applicable.

Analyst

Approved

GAS0967.XLS



Data File Name	: C:\HPCHEM\ALCGAS\DATA\GAS0328\021R0101.D		
Operator	: Bill Michener	Page Number	: 1
Instrument	: ALCGAS	Vial Number	: 21
Sample Name	: 97-0967-02A;1	Injection Number	: 1
Run Time Bar Code:		Sequence Line	: 1
Acquired on	: 28 Mar 97 10:38 AM	Instrument Method	: GAS.MTH
Report Created on	: 28 Mar 97 11:56 AM	Analysis Method	: GAS0328.MTH
Last Recalib on	: 28 MAR 97 07:25 AM	Sample Amount	: 0
Multiplier	: 1	ISTD Amount	:
Sample Info	: AL083;Water		

EVERGREEN ANALYTICAL, INC.
4036 Youngfield St. Wheat Ridge, CO 80033
(303) 425-6021

Methane, Ethane, Ethene Report Form

Client Sample Number	: AL085	Client Project No.	: 730769-01002
Lab Sample Number	: 97-0967-03	Lab Work Order	: 97-0967
Date Sampled	: 3/20/97	Dilution Factor	: 1.00
Date Received	: 3/22/97	Method	: RSKSOP-175M
Date Extracted/Prepared	: 3/28/97	Matrix	: Water
Date Analyzed	: 3/28/97	Lab File No.	: GAS0328022

Compound Name	Cas Number	Sample Concentration mg/L	RL mg/L
Methane	74-82-8	U	0.0012
Ethane	74-84-0	U	0.0021
Ethene	74-85-1	U	0.0013

Temperature	:	71.9 F	Saturation Concentration	Meth	0
Amount Injected	:	0.5 ml			
Total Volume of Sample	:	43 ml	Concentration in Head Space	Meth	0
Head space created	:	4 ml			
Methane Area	:	0 ug	Saturation Concentration	Etha	0
Ethane Area	:	0 ug			
Ethene Area	:	0 ug	Concentration in Head Space	Etha	0
Atomic weight(Methane)	:	16 g			
Atomic weight(Ethane)	:	30 g	Saturation Concentration	Ethe	0
Atomic weight(Ethene)	:	28 g			
			Concentration in Head Space	Ethe	0

Qualifiers
E = Extrapolated value.
U = Compound analyzed for, but not detected.
B = Compound also found in the blank.
RL = Reporting Limit.
NA = Not Available/Not Applicable.

Analyst

Approved

GAS0967.XLS



Data File Name	: C:\HPCHEM\ALCGAS\DATA\GAS0328\022R0101.D		
Operator	: Bill Michener	Page Number	: 1
Instrument	: ALCGAS	Vial Number	: 22
Sample Name	: 97-0967-03A;1	Injection Number	: 1
Run Time Bar Code:		Sequence Line	: 1
Acquired on	: 28 Mar 97 11:00 AM	Instrument Method	: GAS.MTH
Report Created on	: 28 Mar 97 11:56 AM	Analysis Method	: GAS0328.MTH
Last Recalib on	: 28 MAR 97 07:25 AM	Sample Amount	: 0
Multiplier	: 1	ISTD Amount	:
Sample Info	: AL085;Water		

EVERGREEN ANALYTICAL, INC.
4036 Youngfield St. Wheat Ridge, CO 80033
(303) 425-6021

Methane, Ethane, Ethene Report Form

Client Sample Number	: AL086	Client Project No.	: 730769-01002
Lab Sample Number	: 97-0967-04	Lab Work Order	: 97-0967
Date Sampled	: 3/20/97	Dilution Factor	: 1.00
Date Received	: 3/22/97	Method	: RSKSOP-175M
Date Extracted/Prepared	: 3/28/97	Matrix	: Water
Date Analyzed	: 3/28/97	Lab File No.	: GAS0328023

Compound Name	Cas Number	Sample Concentration mg/L	RL mg/L
Methane	74-82-8	U	0.0012
Ethane	74-84-0	U	0.0021
Ethene	74-85-1	U	0.0013

Temperature	:	71.6 F	Saturation Concentration	Meth	0
Amount Injected	:	0.5 ml			
Total Volume of Sample	:	43 ml	Concentration in Head Space	Meth	0
Head space created	:	4 ml			
Methane Area	:	0 ug	Saturation Concentration	Etha	0
Ethane Area	:	0 ug			
Ethene Area	:	0 ug	Concentration in Head Space	Etha	0
Atomic weight(Methane)	:	16 g			
Atomic weight(Ethane)	:	30 g	Saturation Concentration	Ethe	0
Atomic weight(Ethene)	:	28 g			
			Concentration in Head Space	Ethe	0

Qualifiers
E = Extrapolated value.
U = Compound analyzed for, but not detected.
B = Compound also found in the blank.
RL = Reporting Limit.
NA = Not Available/Not Applicable.

Analyst

Approved

GAS0967.XLS

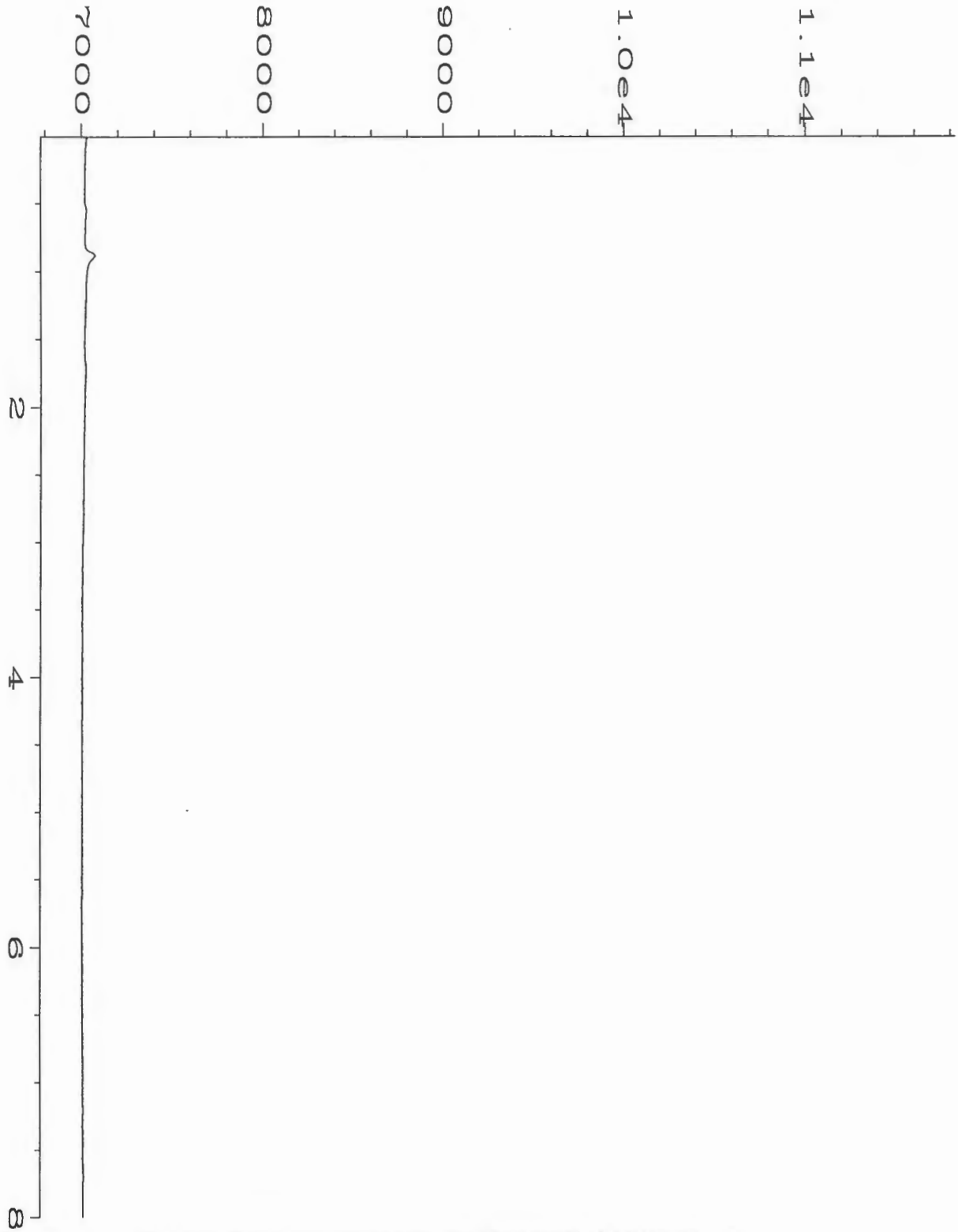

Data File Name	: C:\HPCHEM\ALCGAS\DATA\GAS0328\023R0101.D		
Operator	: Bill Michener	Page Number	: 1
Instrument	: ALCGAS	Vial Number	: 23
Sample Name	: 97-0967-04A;1	Injection Number	: 1
Run Time Bar Code:		Sequence Line	: 1
Acquired on	: 28 Mar 97 11:08 AM	Instrument Method	: GAS.MTH
Report Created on	: 28 Mar 97 11:56 AM	Analysis Method	: GAS0328.MTH
Last Recalib on	: 28 MAR 97 07:25 AM	Sample Amount	: 0
Multiplier	: 1	ISTD Amount	:
Sample Info	: AL086;Water		

EVERGREEN ANALYTICAL, INC.
4036 Youngfield St. Wheat Ridge, CO 80033
(303) 425-6021

Methane, Ethane, Ethene Report Form

Client Sample Number	: AL089	Client Project No.	: 730769-01002
Lab Sample Number	: 97-0967-05	Lab Work Order	: 97-0967
Date Sampled	: 3/21/97	Dilution Factor	: 1.00
Date Received	: 3/22/97	Method	: RSKSOP-175M
Date Extracted/Prepared	: 3/28/97	Matrix	: Water
Date Analyzed	: 3/28/97	Lab File No.	: GAS0328024

Compound Name	Cas Number	Sample Concentration mg/L	RL mg/L
Methane	74-82-8	U	0.0012
Ethane	74-84-0	U	0.0021
Ethene	74-85-1	U	0.0013

Temperature	:	71.5 F	Saturation Concentration	Meth	0
Amount Injected	:	0.5 ml			
Total Volume of Sample	:	43 ml	Concentration in Head Space	Meth	0
Head space created	:	4 ml			
Methane Area	:	0 ug	Saturation Concentration	Etha	0
Ethane Area	:	0 ug			
Ethene Area	:	0 ug	Concentration in Head Space	Etha	0
Atomic weight(Methane)	:	16 g			
Atomic weight(Ethane)	:	30 g	Saturation Concentration	Ethe	0
Atomic weight(Ethene)	:	28 g			
			Concentration in Head Space	Ethe	0

Qualifiers
E = Extrapolated value.
U = Compound analyzed for, but not detected.
B = Compound also found in the blank.
RL = Reporting Limit.
NA = Not Available/Not Applicable.

Analyst

Approved

GAS0967.XLS

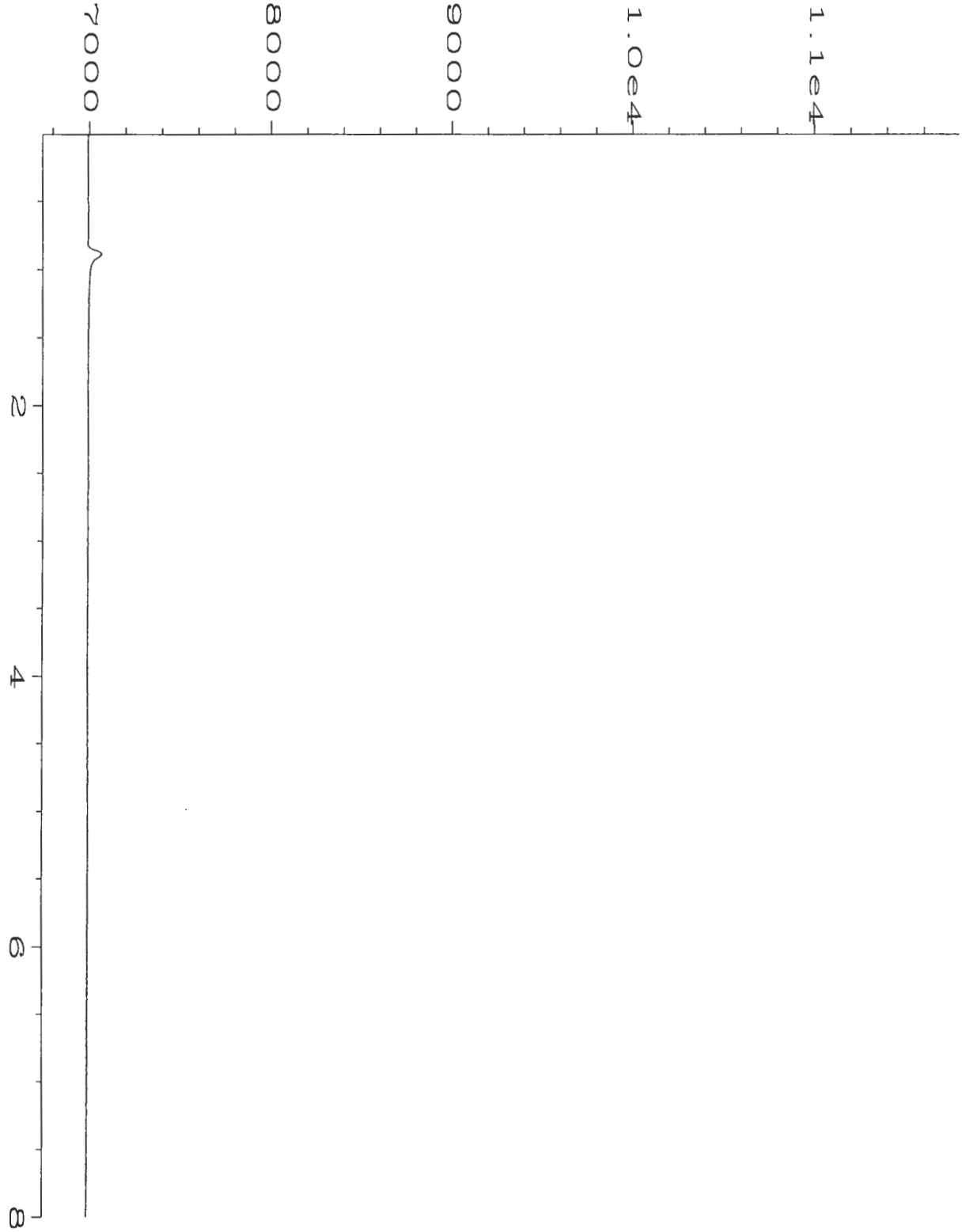

Data File Name	: C:\HPCHEM\ALCGAS\DATA\GAS0328\024R0101.D		
Operator	: Bill Michener	Page Number	: 1
Instrument	: ALCGAS	Vial Number	: 24
Sample Name	: 97-0967-05A;1	Injection Number	: 1
Run Time Bar Code:		Sequence Line	: 1
Acquired on	: 28 Mar 97 11:27 AM	Instrument Method	: GAS.MTH
Report Created on	: 28 Mar 97 11:57 AM	Analysis Method	: GAS0328.MTH
Last Recalib on	: 28 MAR 97 07:25 AM	Sample Amount	: 0
Multiplier	: 1	ISTD Amount	:
Sample Info	: AL089;Water		

EVERGREEN ANALYTICAL, INC.
4036 Youngfield St. Wheat Ridge, CO 80033
(303) 425-6021

Methane, Ethane, Ethene Report Form

Client Sample Number	: AL090	Client Project No.	: 730769-01002
Lab Sample Number	: 97-0967-06	Lab Work Order	: 97-0967
Date Sampled	: 3/21/97	Dilution Factor	: 1.00
Date Received	: 3/22/97	Method	: RSKSOP-175M
Date Extracted/Prepared	: 3/28/97	Matrix	: Water
Date Analyzed	: 3/28/97	Lab File No.	: GAS0328025

Compound Name	Cas Number	Sample Concentration mg/L	RL mg/L
Methane	74-82-8	U	0.0012
Ethane	74-84-0	U	0.0021
Ethene	74-85-1	U	0.0013

Temperature	:	71.8 F	Saturation Concentration	Meth	0
Amount Injected	:	0.5 ml			
Total Volume of Sample	:	43 ml	Concentration in Head Space	Meth	0
Head space created	:	4 ml			
Methane Area	:	0 ug	Saturation Concentration	Etha	0
Ethane Area	:	0 ug			
Ethene Area	:	0 ug	Concentration in Head Space	Etha	0
Atomic weight(Methane)	:	16 g			
Atomic weight(Ethane)	:	30 g	Saturation Concentration	Ethe	0
Atomic weight(Ethene)	:	28 g			
			Concentration in Head Space	Ethe	0

Qualifiers
E = Extrapolated value.
U = Compound analyzed for, but not detected.
B = Compound also found in the blank.
RL = Reporting Limit.
NA = Not Available/Not Applicable.

Analyst

Approved

GAS0967.XLS



ata File Name	: C:\HPCHEM\ALCGAS\DATA\GAS0328\025R0101.D		
Operator	: Bill Michener	Page Number	: 1
nstrument	: ALCGAS	Vial Number	: 25
ample Name	: 97-0967-06A;1	Injection Number	: 1
Run Time Bar Code	:	Sequence Line	: 1
Acquired on	: 28 Mar 97 11:36 AM	Instrument Method	: GAS.MTH
eport Created on	: 28 Mar 97 11:57 AM	Analysis Method	: GAS0328.MTH
ast Recalib on	: 28 MAR 97 07:25 AM	Sample Amount	: 0
Multiplier	: 1	ISTD Amount	:
ample Info	: AL090;Water		

EVERGREEN ANALYTICAL, INC.
4036 Youngfield St. Wheat Ridge, CO 80033
(303) 425-6021

Methane, Ethane, Ethene Report Form

Client Sample Number	: AL091	Client Project No.	: 730769-01002
Lab Sample Number	: 97-0967-07	Lab Work Order	: 97-0967
Date Sampled	: 3/21/97	Dilution Factor	: 1.00
Date Received	: 3/22/97	Method	: RSKSOP-175M
Date Extracted/Prepared	: 3/28/97	Matrix	: Water
Date Analyzed	: 3/28/97	Lab File No.	: GAS0328026

Compound Name	Cas Number	Sample Concentration mg/L	RL mg/L
Methane	74-82-8	0.0090	0.0012
Ethane	74-84-0	U	0.0021
Ethene	74-85-1	U	0.0013

Temperature	:	72.1 F	Saturation Concentration	Meth	0.002163796
Amount Injected	:	0.5 ml			
Total Volume of Sample	:	43 ml	Concentration in Head Space	Meth	0.006816361
Head space created	:	4 ml			
Methane Area	:	50.318 ug	Saturation Concentration	Etha	0
Ethane Area	:	0 ug			
Ethene Area	:	0 ug	Concentration in Head Space	Etha	0
Atomic weight(Methane)	:	16 g			
Atomic weight(Ethane)	:	30 g	Saturation Concentration	Ethe	0
Atomic weight(Ethene)	:	28 g			
			Concentration in Head Space	Ethe	0

Qualifiers
E = Extrapolated value.
U = Compound analyzed for, but not detected.
B = Compound also found in the blank.
RL = Reporting Limit.
NA = Not Available/Not Applicable.

Analyst

Approved

GAS0967.XLS

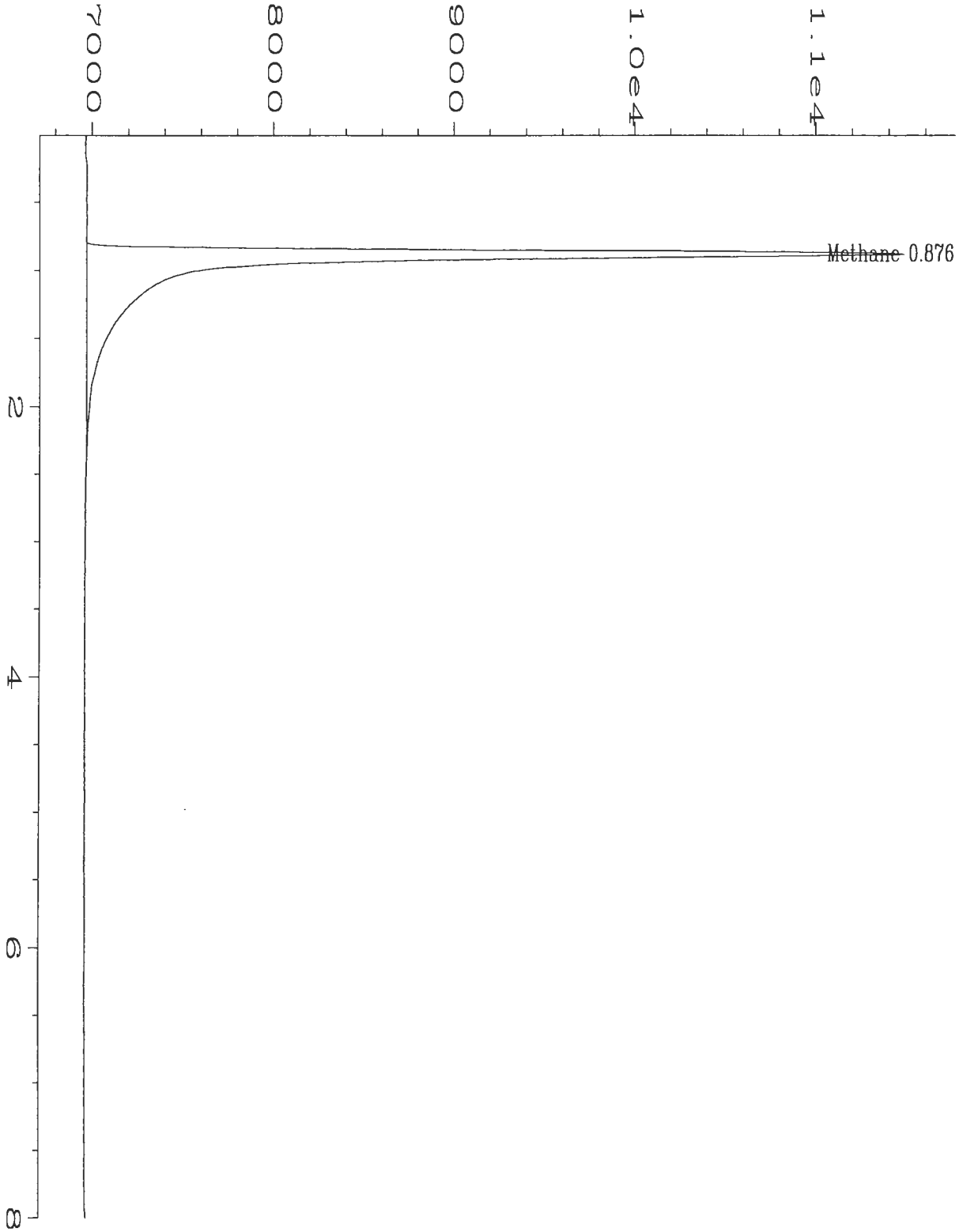

Data File Name	: C:\HPCHEM\ALCGAS\DATA\GAS0328\026R0101.D		
Operator	: Bill Michener	Page Number	: 1
Instrument	: ALCGAS	Vial Number	: 26
Sample Name	: 97-0967-07A;1	Injection Number	: 1
Run Time Bar Code	:	Sequence Line	: 1
Acquired on	: 28 Mar 97 11:44 AM	Instrument Method	: GAS.MTH
Report Created on	: 28 Mar 97 11:57 AM	Analysis Method	: GAS0328.MTH
Last Recalib on	: 28 MAR 97 07:25 AM	Sample Amount	: 0
Multiplier	: 1	ISTD Amount	:
Sample Info	: AL091;Water		

EVERGREEN ANALYTICAL, INC.
4036 Youngfield St. Wheat Ridge, CO 80033
(303) 425-6021

Methane, Ethane, Ethene Report Form
Method Blank Report

Method Blank Number	: GB032897	Client Project No.	: 730769-01002
Date Extracted/Prepared	: 3/28/97	Lab Work Order	: 97-0967
Date Analyzed	: 3/28/97	Dilution Factor	: 1.00
		Method	: RSKSOP-175M
		Matrix	: Water
		Lab File No.	: GAS0328002

Compound Name	Cas Number	Sample Concentration mg/L	RL mg/L
Methane	74-82-8	U	0.0012
Ethane	74-84-0	U	0.0021
Ethene	74-85-1	U	0.0013

Qualifiers
E = Extrapolated value.
U = Compound analyzed for, but not detected.
B = Compound also found in the blank.
RL = Reporting Limit.
NA = Not Available/Not Applicable.

Analyst

Approved

GAS0967.XLS



Data File Name	: C:\HPCHEM\ALCGAS\DATA\GAS0328\002R0101.D		
Operator	: Bill Michener	Page Number	: 1
Instrument	: ALCGAS	Vial Number	: 2
Sample Name	: GB032897	Injection Number	: 1
Run Time Bar Code	:	Sequence Line	: 1
Acquired on	: 28 Mar 97 06:13 AM	Instrument Method	: GAS.MTH
Report Created on	: 28 Mar 97 09:08 AM	Analysis Method	: GAS0328.MTH
Last Recalib on	: 28 MAR 97 07:25 AM	Sample Amount	: 0
Multiplier	: 1	ISTD Amount	:
Sample Info	: Gas Method Blank		

Displaced 4ml of distilled water in 43ml vial with Helium, shook for 5 min, and injected 500ul

Evergreen Analytical, Inc.
4036 Youngfield, Wheat Ridge, CO 80033
(303) 425-6021

RSK-175M Gas Method
Methane, Ethane, Ethene Gas Matrix Spike / Matrix Spike Duplicate Report

Client Sample No.	: AL086	Client Project No.	: 730769-01002
Lab Sample No.	: 97-0967-04	Lab Work Order	: 97-0967
Date Sampled	: 3/20/97	EPA Method No.	: RSKSOP-175M
Date Received	: 3/22/97	Matrix	: Water
Date Prepared	: 3/28/97	Method Blank	: GB032897
Date Analyzed	: 3/28/97	Lab File No's.	: GAS0328027,028
E.A. MS/MSD Spike Source No.	: 1719		

Compound	Spike Added (ug)	Sample ** Concentration (ug)	MS Concentration (ug)	MS %REC	QC Limits %REC
Methane Gas	500	0	304	61	47-88
Ethene Gas	500	0	187	37	29-53
Ethane Gas	500	0	280	56	41-77

Compound	Spike Added (ug)	MSD Concentration (ug)	MSD %REC	RPD	QC Limits RPD	QC Limits %REC
Methane Gas	500	299	60	1.6	0-16.4	47-88
Ethene Gas	500	183	37	2.0	0-26.4	29-53
Ethane Gas	500	274	55	2.2	0-26.3	41-77

RPD: 0 out of (3) outside limits.
Spike Recovery: 0 out of (6) outside limits.

Notes
* = Values outside of QC limits.
** = Sample concentration reported at DF = 10.
NA = Not analyzed/not available

Note: The Spike was made by taking the sample and displacing 4ml of headspace with a 1% methane, ethane, ethene gas and shaking the VOA for 5 minutes. Then injecting 50 ul from the headspace into the GC resulting in a theoretical concentration of 500 ug. Sample injected at DF = 10.

Analyst

Approved

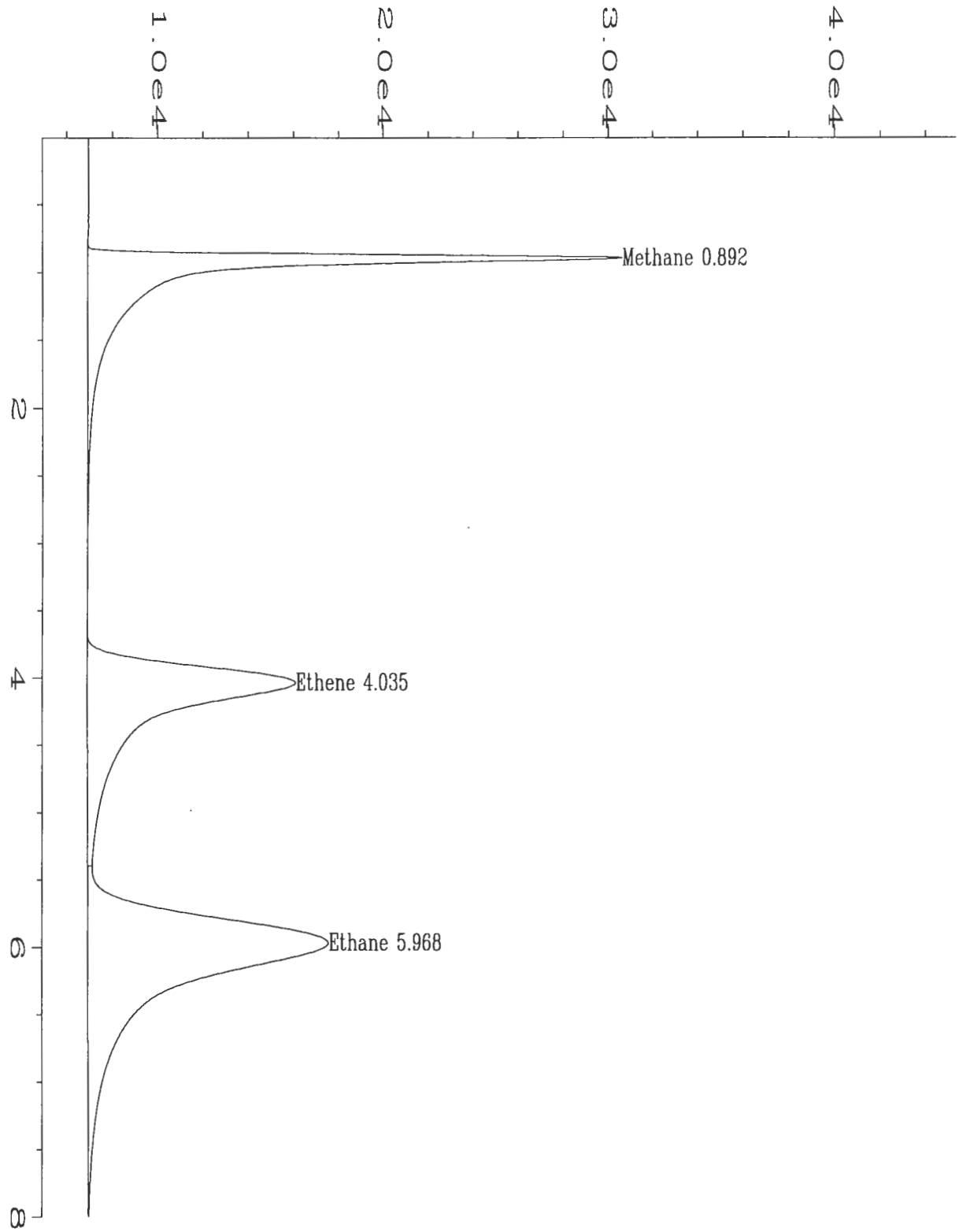

ata File Name	: C:\HPCHEM\ALCGAS\DATA\GAS0328\027R0101.D		
Operator	: Bill Michener	Page Number	: 1
Instrument	: ALCGAS	Vial Number	: 27
ample Name	: 97-0967-04MS;1	Injection Number	: 1
Run Time Bar Code	:	Sequence Line	: 1
Acquired on	: 28 Mar 97 11:53 AM	Instrument Method	: GAS.MTH
eport Created on	: 28 Mar 97 12:04 PM	Analysis Method	: GAS0328.MTH
ast Recalib on	: 28 MAR 97 07:25 AM	Sample Amount	: 0
Multiplier	: 1	ISTD Amount	:

Sample Info : AL086;Displaced 4ml with 1% methane, ethane, and ethene gas(#1719), shook for 5 min. and injected 50ul to equal a theoretical spike of 500ug. The sample is injected at a

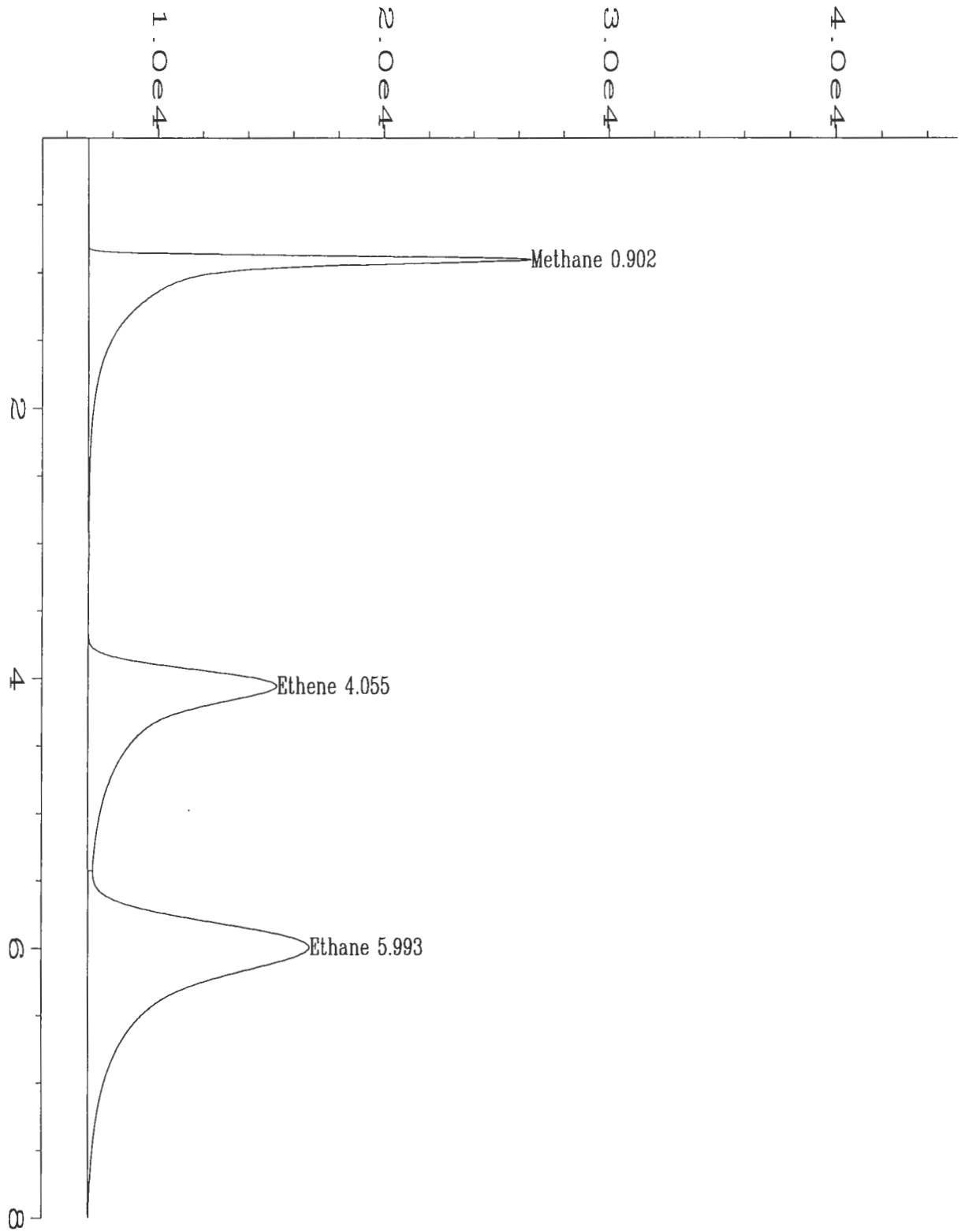

ata File Name	: C:\HPCHEM\ALCGAS\DATA\GAS0328\028R0101.D		
Operator	: Bill Michener	Page Number	: 1
Instrument	: ALCGAS	Vial Number	: 28
ample Name	: 97-0967-04MSD;1	Injection Number	: 1
Run Time Bar Code	:	Sequence Line	: 1
Acquired on	: 28 Mar 97 12:05 PM	Instrument Method	: GAS.MTH
eport Created on	: 28 Mar 97 12:13 PM	Analysis Method	: GAS0328.MTH
ast Recalib on	: 28 MAR 97 07:25 AM	Sample Amount	: 0
Multiplier	: 1	ISTD Amount	:

Sample Info : AL086;Displaced 4ml with 1% methane, ethane, and ethene gas(#1719), shook for 5 min. and injected 50ul to equal a theoretical spike of 500ug. The sample is injected at a

Evergreen Analytical, Inc.
4036 Youngfield, Wheat Ridge, CO 80033
(303) 425-6021

RSKSOP-175M Gas Method
Methane, Ethane, Ethene LCS Report Form

LCS No.	: LCS032897	EPA Method No.	: RSKSOP-175M
Date Prepared	: 3/28/97	Matrix	: Water
Date Analyzed	: 3/28/97	Method Blank	: GB032897
E.A. LCS Source No.	: 1719	Lab File No.	: GAS0328011

Compound	Spike Added (ug)	Method Blank Concentration (ug)	LCS Concentration (ug)	LCS %REC	QC Limits %REC
Methane Gas	500	0	405	81	64-90
Ethene Gas	500	0	253	51	37-58
Ethane Gas	500	0	367	73	53-83

Spike Recovery: 0 out of (3) outside limits.

Note: The LCS was made by taking the sample and displacing 4ml of headspace with a 1% methane, ethane, ethene gas and shaking the VOA for 5 minutes. Then injecting 50 ul from the headspace into the GC resulting in a theoretical concentration of 500 ug.

Notes
* = Values outside of QC limits.
NA = Not analyzed/not available.

Analyst

Approved

LCS0328.XLS; 3/28/97

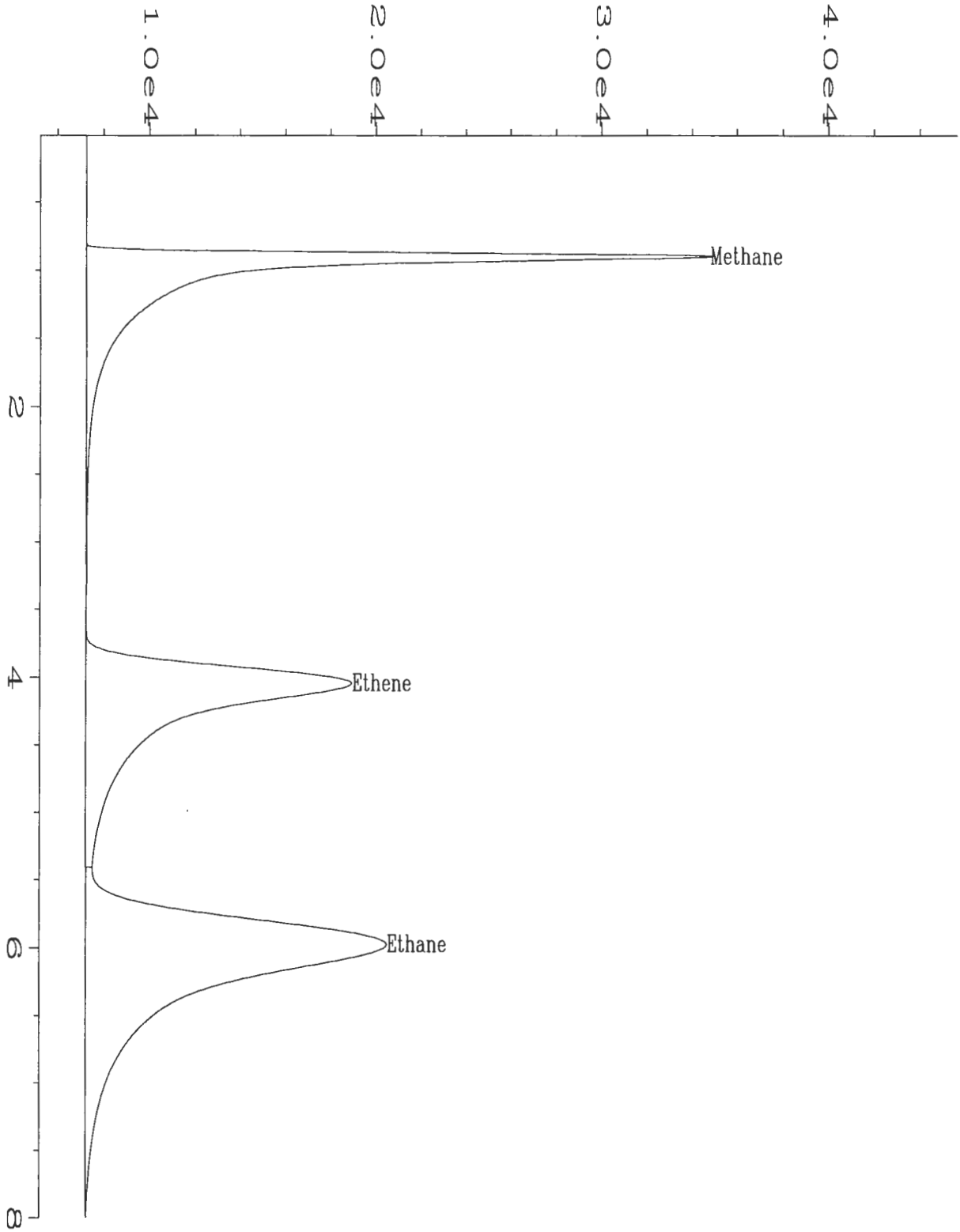

ata File Name : C:\HPCHEM\ALCGAS\DATA\GAS0328\011R0101.D
Operator : Bill Michener
Page Number : 1
Instrument : ALCGAS
Vial Number : 11
ample Name : LCS032897;Gas
Injection Number : 1
Run Time Bar Code:
Sequence Line : 1
Acquired on : 28 Mar 97 07:51 AM
Instrument Method: GAS.MTH
eport Created on: 28 Mar 97 09:08 AM
Analysis Method : GAS0328.MTH
ast Recalib on : 28 MAR 97 07:25 AM
Sample Amount : 0
Multiplier : 1
ISTD Amount :
Sample Info : Laboratory Control Sample
Displaced 4ml of distilled water in 43ml vial with 1% methane, ethane, and ethene gas(#1719), shook for 5 min, and

Evergreen
Analytical
Laboratory

April 4, 1997

MR KERRY SMITH
PARSONS ENGINEERING SCIENCE
101 HUNTINGTON AVE
BOSTON, MA 02199

Work Order: 97-1007
Client Project: 730769-01002

Dear Mr. Smith:

Enclosed are the analytical results for the samples shown in the Work Order Summary. The enclosed data have been reviewed for quality assurance. If you have any questions concerning the reported information, please contact Carl Smits, Vice President of Quality Assurance.

SAMPLE DISPOSAL: Except for high level PCB, mercury, and dioxin samples, EAL will dispose of all samples one month from the date of this letter. If you want samples returned, please advise us by mail or fax as soon as possible.

RECORDS RETENTION: Effective January 1, 1996 we will retain a copy of this project report and supporting data for a period of three years. It has been our experience that a three year retention period is more than adequate to respond to client inquiries. If you want the project file sent to you after the three year period, please return a copy of this letter.

The invoice for this work will be mailed to your Accounts Payable department shortly.

Thank you for using the services of Evergreen Analytical.

Sincerely,

Jack Barney /ms

Jack Barney
President

Evergreen Analytical, Inc. 4036 Youngfield St. Wheat Ridge, CO 80033-3862 (303) 425-6021 FAX (303) 425-6854

Evergreen Analytical, Inc.

97-1007

WORK ORDER Summary

26-Mar-97

Client Project ID: 730769-01002

Report To: Kerry Smith

Parsons Engineering Science
101 Huntington Ave
Boston, MA 02199

Phone: (617) 859-2578
FAX: (617) 859-2043

Comments: Method RSKSOP 175; AL094MS/MSD

QC Level: MS/MSD

Sample ID	Client Sample ID	Analysis	#	Matrix	Loc	Collection	Received	Due	HT
97-1007-01A	AL088	Methane, Ethane, Ethene		Groundwater	2	21-Mar-97	25-Mar-97	08-Apr-97	04-Apr-97
97-1007-02A	AL092	Methane, Ethane, Ethene				22-Mar-97		08-Apr-97	05-Apr-97
97-1007-03A	AL093	Methane, Ethane, Ethene						08-Apr-97	05-Apr-97
97-1007-04A	AL094	Methane, Ethane, Ethene						08-Apr-97	05-Apr-97
97-1007-05A	AL095	Methane, Ethane, Ethene						08-Apr-97	05-Apr-97
97-1007-06A	AL096	Methane, Ethane, Ethene						08-Apr-97	05-Apr-97
97-1007-07A	AL097	Methane, Ethane, Ethene				23-Mar-97		08-Apr-97	06-Apr-97
97-1007-08A	AL098	Methane, Ethane, Ethene						08-Apr-97	06-Apr-97

# = Special list. See sample comments or test information.
HT = Holding Time expiration date.

MHM 3/26

CHAIN OF CUSTODY RECORD / ANALYTICAL SERVICES REQUEST

Evergreen Analytical Inc.
4036 Youngfield St.
Wheat Ridge, Colorado 80033
(303) 425-6021
FAX (303) 425-6854
(800) 845-7400

COMPANY Parsons Engineering Science, Inc.
ADDRESS 101 Huntington Ave.
CITY Boston STATE MA ZIP 02199
PHONE# (617) 859-2000 FAX # (617) 859-2043

CLIENT CONTACT (print) MIKE DUCHESNEAU
PROJECT I.D. 730769-01002
EAL. QUOTE # 417 P.O.# 730769-01002
TURNAROUND REQUIRED* (☒) STD (2 wks) ☐ STD UST (3 day)
☐ Other (Specify)
*expedited turnaround subject to additional fee

Sampler Name:
(signature)
(print) Kerry Smith

Evergreen Analytical Cooler No.
Cooler Received

Please **PRINT** all information:

EAL use only
Do not write in shaded area

WO# 97-1007 BOF# 222 BY PLB
C/S(o) 77/3 days C/S(I) 77/ CO
Temp°C 4 Seals Intact (Y/N/NA)
Pres Y/N/NA Hd Sp Y/N/NA
Loc 2 Cont 40V

CLIENT SAMPLE IDENTIFICATION	DATE SAMPLED	TIME	No. of Containers	MATRIX: Water-Drinking/Discharge/Ground (circle)	MATRIX: Soil / Solid	MATRIX: Oil / Sludge	TCLP VOA/BNA/Pest/Herb/Metals (circle)	VOA 8260/624/524.2 (circle)	BNA 8270/625 (circle)	Pesticides 8080/608 (circle)	Pest/PCBs 8080/608/508 (circle)	Herbicides 8150/515 (circle)	PCB Screen	BTEX 8020/602 (circle)/MTBE (circle)	TRPH 418.1/Oil & Grease 413.1 (circle)	TVPH 8015mod. (Gasoline)	TEPH 8015mod. (Diesel)	Total Metals-DW / NPDES / SW846 (circle & list metals below)	Dissolved Metals - DW / SW846 (circle & list metals below)	Methane / Ethane / Ethene					EAL Sample No.
AL088	03/21/97	0815	3	X																X					01A
AL092	03/22/97	1000	3	X	KKS								KKS							X		KKS			02A
AL093	03/22/97	1130	3	X																X					03A
AL094	03/22/97	1400	9	X																X					04A
AL095	03/22/97	1400	3	X																X					05A
AL096	03/22/97	1615	3	X																X					06A
AL097	03/23/97	0930	3	X																X					07A
AL098	03/23/97	1050	3	X																X					08A

HT:
DD:
Location
Container Size

Instructions: METHOD RSKSOP 175
AL088 = Field Blank
AL094 = Matrix Spike

Evergreen Contact: Shea Greiner
Sampling Event Complete - Close SDG

Relinquished by: (Signature)	Date/Time	Received by: (Signature)	Date/Time	Relinquished by: (Signature)	Date/Time	Received by: (Signature)	Date/Time
	3/23		3/23/97		3/24		3/31

EVERGREEN ANALYTICAL, INC.
4036 Youngfield St. Wheat Ridge, CO 80033
(303) 425-6021

Methane, Ethane, Ethene Report Form

Client Sample Number	: AL088	Client Project No.	: 730769-01002
Lab Sample Number	: 97-1007-01	Lab Work Order	: 97-1007
Date Sampled	: 3/21/97	Dilution Factor	: 1.00
Date Received	: 3/25/97	Method	: RSKSOP-175M
Date Extracted/Prepared	: 3/31/97	Matrix	: Water
Date Analyzed	: 3/31/97	Lab File No.	: GAS0331006

Compound Name	Cas Number	Sample Concentration mg/L	RL mg/L
Methane	74-82-8	U	0.0012
Ethane	74-84-0	U	0.0021
Ethene	74-85-1	U	0.0013

Temperature	:	76.2 F	Saturation Concentration	Meth	0
Amount Injected	:	0.5 ml			
Total Volume of Sample	:	43 ml	Concentration in Head Space	Meth	0
Head space created	:	4 ml			
Methane Area	:	0 ug	Saturation Concentration	Etha	0
Ethane Area	:	0 ug			
Ethene Area	:	0 ug	Concentration in Head Space	Etha	0
Atomic weight(Methane)	:	16 g			
Atomic weight(Ethane)	:	30 g	Saturation Concentration	Ethe	0
Atomic weight(Ethene)	:	28 g			
			Concentration in Head Space	Ethe	0

Qualifiers
E = Extrapolated value.
U = Compound analyzed for, but not detected.
B = Compound also found in the blank.
RL = Reporting Limit.
NA = Not Available/Not Applicable.

Analyst

Approved

GAS1007.XLS



Data File Name	: C:\HPCHEM\ALCGAS\DATA\GAS0331\006R0101.D		
Operator	: Bill Michener	Page Number	: 1
Instrument	: ALCGAS	Vial Number	: 6
Sample Name	: 97-1007-01A;1	Injection Number	: 1
Run Time Bar Code:		Sequence Line	: 1
Acquired on	: 31 Mar 97 11:19 AM	Instrument Method:	GAS.MTH
Report Created on:	31 Mar 97 12:47 PM	Analysis Method	: GAS0331.MTH
Last Recalib on	: 28 MAR 97 07:25 AM	Sample Amount	: 0
Multiplier	: 1	ISTD Amount	:
Sample Info	: AL088;Water		

EVERGREEN ANALYTICAL, INC.
4036 Youngfield St. Wheat Ridge, CO 80033
(303) 425-6021

Methane, Ethane, Ethene Report Form

Client Sample Number	: AL092	Client Project No.	: 730769-01002
Lab Sample Number	: 97-1007-02	Lab Work Order	: 97-1007
Date Sampled	: 3/22/97	Dilution Factor	: 1.00
Date Received	: 3/25/97	Method	: RSKSOP-175M
Date Extracted/Prepared	: 3/31/97	Matrix	: Water
Date Analyzed	: 3/31/97	Lab File No.	: GAS0331007

Compound Name	Cas Number	Sample Concentration mg/L	RL mg/L
Methane	74-82-8	0.011	0.0012
Ethane	74-84-0	U	0.0021
Ethene	74-85-1	U	0.0013

Temperature	:	76.2 F	Saturation Concentration	Meth	0.002708077
Amount Injected	:	0.5 ml			
Total Volume of Sample	:	43 ml	Concentration in Head Space	Meth	0.008465646
Head space created	:	4 ml			
Methane Area	:	62.975 ug	Saturation Concentration	Etha	0
Ethane Area	:	0 ug			
Ethene Area	:	0 ug	Concentration in Head Space	Etha	0
Atomic weight(Methane)	:	16 g			
Atomic weight(Ethane)	:	30 g	Saturation Concentration	Ethe	0
Atomic weight(Ethene)	:	28 g			
			Concentration in Head Space	Ethe	0

Qualifiers
E = Extrapolated value.
U = Compound analyzed for, but not detected.
B = Compound also found in the blank.
RL = Reporting Limit.
NA = Not Available/Not Applicable.

Analyst

Approved

GAS1007.XLS

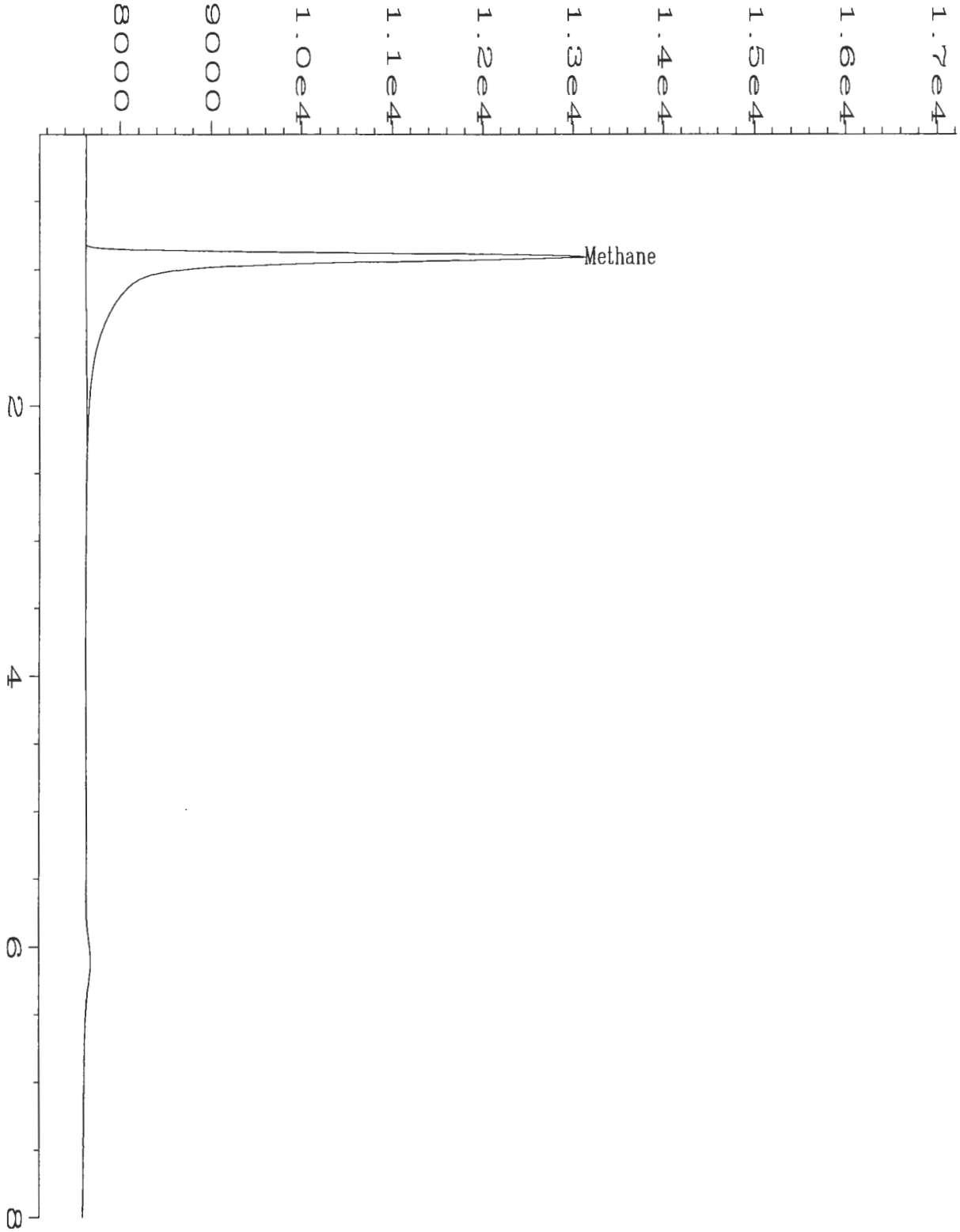

Data File Name	: C:\HPCHEM\ALCGAS\DATA\GAS0331\007R0101.D		
Operator	: Bill Michener	Page Number	: 1
Instrument	: ALCGAS	Vial Number	: 7
Sample Name	: 97-1007-02A;1	Injection Number	: 1
Run Time Bar Code	:	Sequence Line	: 1
Acquired on	: 31 Mar 97 11:27 AM	Instrument Method	: GAS.MTH
Report Created on	: 31 Mar 97 12:47 PM	Analysis Method	: GAS0331.MTH
Last Recalib on	: 28 MAR 97 07:25 AM	Sample Amount	: 0
Multiplier	: 1	ISTD Amount	:
Sample Info	: AL092;Water		

EVERGREEN ANALYTICAL, INC.
4036 Youngfield St. Wheat Ridge, CO 80033
(303) 425-6021

Methane, Ethane, Ethene Report Form

Client Sample Number	: AL092	Client Project No.	: 730769-01002
Lab Sample Number	: 97-1007-02Dup	Lab Work Order	: 97-1007
Date Sampled	: 3/22/97	Dilution Factor	: 1.00
Date Received	: 3/25/97	Method	: RSKSOP-175M
Date Extracted/Prepared	: 3/31/97	Matrix	: Water
Date Analyzed	: 3/31/97	Lab File No.	: GAS0331014

Compound Name	Cas Number	Sample Concentration mg/L	RL mg/L
Methane	74-82-8	0.010	0.0012
Ethane	74-84-0	U	0.0021
Ethene	74-85-1	U	0.0013

Temperature	:	75.9 F	Saturation Concentration	Meth	0.002417725
Amount Injected	:	0.5 ml			
Total Volume of Sample	:	43 ml	Concentration in Head Space	Meth	0.007562219
Head space created	:	4 ml			
Methane Area	:	56.223 ug	Saturation Concentration	Etha	0
Ethane Area	:	0 ug			
Ethene Area	:	0 ug	Concentration in Head Space	Etha	0
Atomic weight(Methane)	:	16 g			
Atomic weight(Ethane)	:	30 g	Saturation Concentration	Ethe	0
Atomic weight(Ethene)	:	28 g			
			Concentration in Head Space	Ethe	0

Qualifiers
E = Extrapolated value.
U = Compound analyzed for, but not detected.
B = Compound also found in the blank.
RL = Reporting Limit.
NA = Not Available/Not Applicable.

Analyst

Approved

GAS1007.XLS

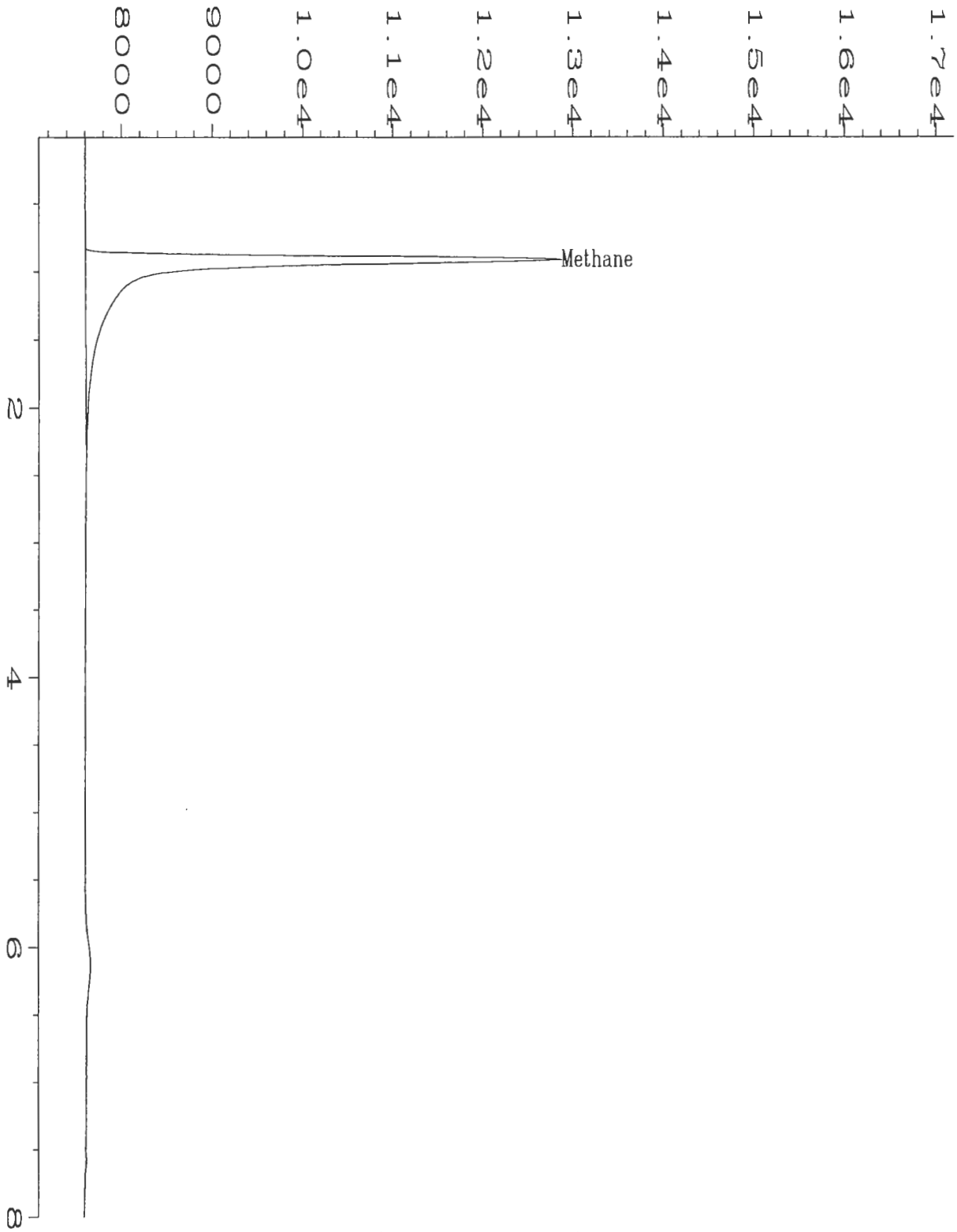

ata File Name	: C:\HPCHEM\ALCGAS\DATA\GAS0331\014R0101.D		
Operator	: Bill Michener	Page Number	: 1
Instrument	: ALCGAS	Vial Number	: 14
ample Name	: 97-1007-02ADup;1	Injection Number	: 1
Run Time Bar Code	:	Sequence Line	: 1
Acquired on	: 31 Mar 97 12:47 PM	Instrument Method	: GAS.MTH
eport Created on	: 31 Mar 97 12:55 PM	Analysis Method	: GAS0331.MTH
ast Recalib on	: 28 MAR 97 07:25 AM	Sample Amount	: 0
Multiplier	: 1	ISTD Amount	:
Sample Info	: AL092;Water Duplicate		

EVERGREEN ANALYTICAL, INC.
4036 Youngfield St. Wheat Ridge, CO 80033
(303) 425-6021

Methane, Ethane, Ethene Report Form

Client Sample Number	: AL093	Client Project No.	: 730769-01002
Lab Sample Number	: 97-1007-03	Lab Work Order	: 97-1007
Date Sampled	: 3/22/97	Dilution Factor	: 1.00
Date Received	: 3/25/97	Method	: RSKSOP-175M
Date Extracted/Prepared	: 3/31/97	Matrix	: Water
Date Analyzed	: 3/31/97	Lab File No.	: GAS0331008

Compound Name	Cas Number	Sample Concentration mg/L	RL mg/L
Methane	74-82-8	U	0.0012
Ethane	74-84-0	U	0.0021
Ethene	74-85-1	U	0.0013

Temperature	:	75.8 F	Saturation Concentration	Meth	0
Amount Injected	:	0.5 ml			
Total Volume of Sample	:	43 ml	Concentration in Head Space	Meth	0
Head space created	:	4 ml			
Methane Area	:	0 ug	Saturation Concentration	Etha	0
Ethane Area	:	0 ug			
Ethene Area	:	0 ug	Concentration in Head Space	Etha	0
Atomic weight(Methane)	:	16 g			
Atomic weight(Ethane)	:	30 g	Saturation Concentration	Ethe	0
Atomic weight(Ethene)	:	28 g			
			Concentration in Head Space	Ethe	0

Qualifiers
E = Extrapolated value.
U = Compound analyzed for, but not detected.
B = Compound also found in the blank.
RL = Reporting Limit.
NA = Not Available/Not Applicable.

Analyst

Approved

GAS1007.XLS



Data File Name	: C:\HPCHEM\ALCGAS\DATA\GAS0331\008R0101.D		
Operator	: Bill Michener	Page Number	: 1
Instrument	: ALCGAS	Vial Number	: 8
Sample Name	: 97-1007-03A;1	Injection Number	: 1
Run Time Bar Code:		Sequence Line	: 1
Acquired on	: 31 Mar 97 11:36 AM	Instrument Method:	GAS.MTH
Report Created on:	31 Mar 97 12:47 PM	Analysis Method	: GAS0331.MTH
Last Recalib on	: 28 MAR 97 07:25 AM	Sample Amount	: 0
Multiplier	: 1	ISTD Amount	:
Sample Info	: AL093;Water		

EVERGREEN ANALYTICAL, INC.
4036 Youngfield St. Wheat Ridge, CO 80033
(303) 425-6021

Methane, Ethane, Ethene Report Form

Client Sample Number	: AL094	Client Project No.	: 730769-01002
Lab Sample Number	: 97-1007-04	Lab Work Order	: 97-1007
Date Sampled	: 3/22/97	Dilution Factor	: 1.00
Date Received	: 3/25/97	Method	: RSKSOP-175M
Date Extracted/Prepared	: 3/31/97	Matrix	: Water
Date Analyzed	: 3/31/97	Lab File No.	: GAS0331009

Compound Name	Cas Number	Sample Concentration mg/L	RL mg/L
Methane	74-82-8	U	0.0012
Ethane	74-84-0	U	0.0021
Ethene	74-85-1	U	0.0013

Temperature	:	75.8 F	Saturation Concentration	Meth	0
Amount Injected	:	0.5 ml			
Total Volume of Sample	:	43 ml	Concentration in Head Space	Meth	0
Head space created	:	4 ml			
Methane Area	:	0 ug	Saturation Concentration	Etha	0
Ethane Area	:	0 ug			
Ethene Area	:	0 ug	Concentration in Head Space	Etha	0
Atomic weight(Methane)	:	16 g			
Atomic weight(Ethane)	:	30 g	Saturation Concentration	Ethe	0
Atomic weight(Ethene)	:	28 g			
			Concentration in Head Space	Ethe	0

Qualifiers
E = Extrapolated value.
U = Compound analyzed for, but not detected.
B = Compound also found in the blank.
RL = Reporting Limit.
NA = Not Available/Not Applicable.

Analyst

Approved

GAS1007.XLS



Data File Name	: C:\HPCHEM\ALCGAS\DATA\GAS0331\009R0101.D		
Operator	: Bill Michener	Page Number	: 1
Instrument	: ALCGAS	Vial Number	: 9
Sample Name	: 97-1007-04A;1	Injection Number	: 1
Run Time Bar Code:		Sequence Line	: 1
Acquired on	: 31 Mar 97 11:46 AM	Instrument Method	: GAS.MTH
Report Created on	: 31 Mar 97 12:47 PM	Analysis Method	: GAS0331.MTH
Last Recalib on	: 28 MAR 97 07:25 AM	Sample Amount	: 0
Multiplier	: 1	ISTD Amount	:
Sample Info	: AL094;Water		

EVERGREEN ANALYTICAL, INC.
4036 Youngfield St. Wheat Ridge, CO 80033
(303) 425-6021

Methane, Ethane, Ethene Report Form

Client Sample Number	: AL095	Client Project No.	: 730769-01002
Lab Sample Number	: 97-1007-05	Lab Work Order	: 97-1007
Date Sampled	: 3/22/97	Dilution Factor	: 1.00
Date Received	: 3/25/97	Method	: RSKSOP-175M
Date Extracted/Prepared	: 3/31/97	Matrix	: Water
Date Analyzed	: 3/31/97	Lab File No.	: GAS0331010

Compound Name	Cas Number	Sample Concentration mg/L	RL mg/L
Methane	74-82-8	U	0.0012
Ethane	74-84-0	U	0.0021
Ethene	74-85-1	U	0.0013

Temperature	:	75.7 F	Saturation Concentration	Meth	0
Amount Injected	:	0.5 ml			
Total Volume of Sample	:	43 ml	Concentration in Head Space	Meth	0
Head space created	:	4 ml			
Methane Area	:	0 ug	Saturation Concentration	Etha	0
Ethane Area	:	0 ug			
Ethene Area	:	0 ug	Concentration in Head Space	Etha	0
Atomic weight(Methane)	:	16 g			
Atomic weight(Ethane)	:	30 g	Saturation Concentration	Ethe	0
Atomic weight(Ethene)	:	28 g			
			Concentration in Head Space	Ethe	0

Qualifiers
E = Extrapolated value.
U = Compound analyzed for, but not detected.
B = Compound also found in the blank.
RL = Reporting Limit.
NA = Not Available/Not Applicable.

Analyst

Approved

GAS1007.XLS



Data File Name	: C:\HPCHEM\ALCGAS\DATA\GAS0331\010R0101.D		
Operator	: Bill Michener	Page Number	: 1
Instrument	: ALCGAS	Vial Number	: 10
Sample Name	: 97-1007-05A;1	Injection Number	: 1
Run Time Bar Code:		Sequence Line	: 1
Acquired on	: 31 Mar 97 12:11 PM	Instrument Method	: GAS.MTH
Report Created on	: 31 Mar 97 12:47 PM	Analysis Method	: GAS0331.MTH
Last Recalib on	: 28 MAR 97 07:25 AM	Sample Amount	: 0
Multiplier	: 1	ISTD Amount	:
Sample Info	: AL095;Water		

EVERGREEN ANALYTICAL, INC.
4036 Youngfield St. Wheat Ridge, CO 80033
(303) 425-6021

Methane, Ethane, Ethene Report Form

Client Sample Number	: AL096	Client Project No.	: 730769-01002
Lab Sample Number	: 97-1007-06	Lab Work Order	: 97-1007
Date Sampled	: 3/22/97	Dilution Factor	: 1.00
Date Received	: 3/25/97	Method	: RSKSOP-175M
Date Extracted/Prepared	: 3/31/97	Matrix	: Water
Date Analyzed	: 3/31/97	Lab File No.	: GAS0331011

Compound Name	Cas Number	Sample Concentration mg/L	RL mg/L
Methane	74-82-8	0.0051	0.0012
Ethane	74-84-0	U	0.0021
Ethene	74-85-1	U	0.0013

Temperature	:	75.7 F	Saturation Concentration	Meth	0.001230213
Amount Injected	:	0.5 ml			
Total Volume of Sample	:	43 ml	Concentration in Head Space	Meth	0.003849329
Head space created	:	4 ml			
Methane Area	:	28.608 ug	Saturation Concentration	Etha	0
Ethane Area	:	0 ug			
Ethene Area	:	0 ug	Concentration in Head Space	Etha	0
Atomic weight(Methane)	:	16 g			
Atomic weight(Ethane)	:	30 g	Saturation Concentration	Ethe	0
Atomic weight(Ethene)	:	28 g			
			Concentration in Head Space	Ethe	0

Qualifiers
E = Extrapolated value.
U = Compound analyzed for, but not detected.
B = Compound also found in the blank.
RL = Reporting Limit.
NA = Not Available/Not Applicable.

Analyst

Approved

GAS1007.XLS

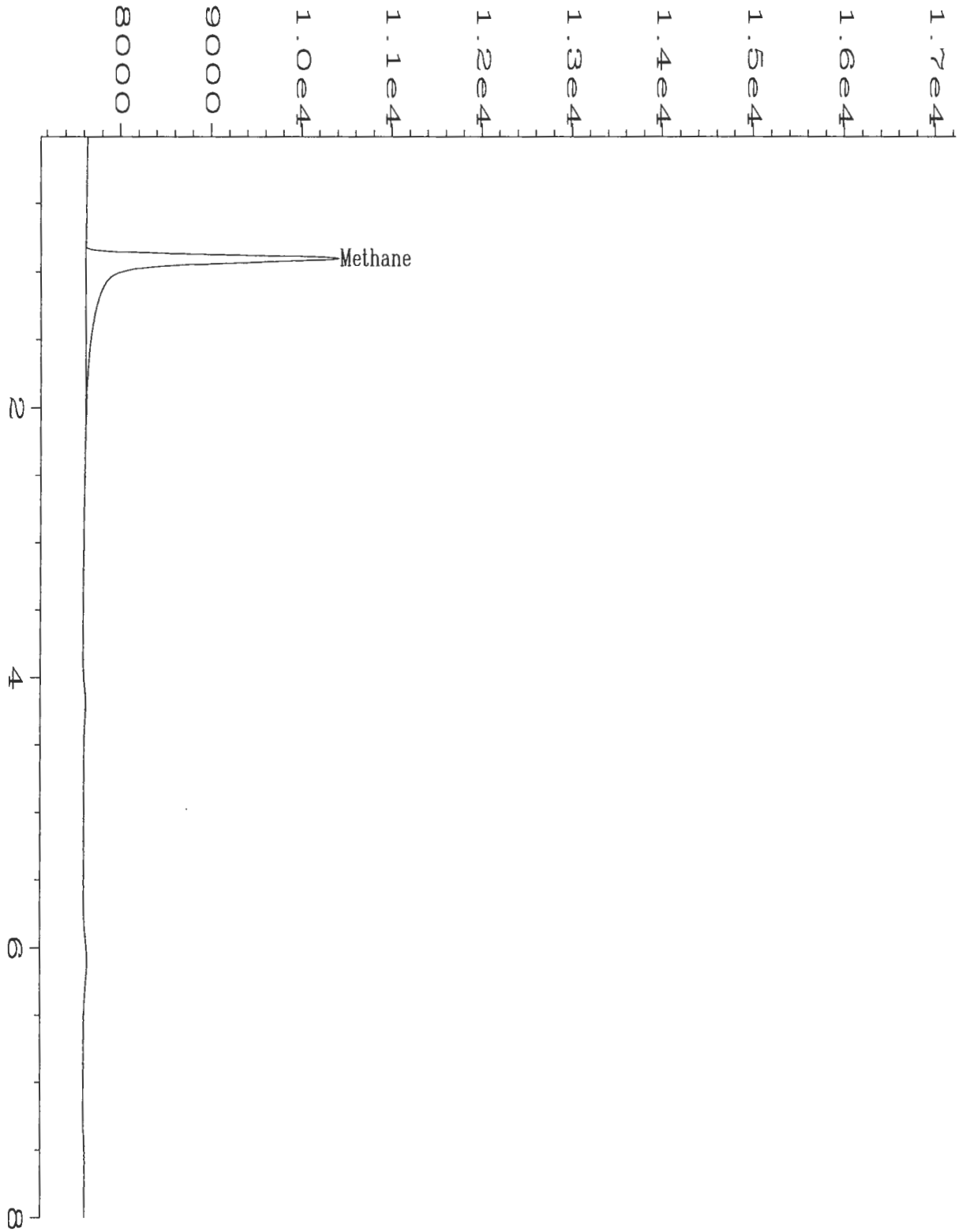

Data File Name	: C:\HPCHEM\ALCGAS\DATA\GAS0331\011R0101.D		
Operator	: Bill Michener	Page Number	: 1
Instrument	: ALCGAS	Vial Number	: 11
Sample Name	: 97-1007-06A;1	Injection Number	: 1
Run Time Bar Code	:	Sequence Line	: 1
Acquired on	: 31 Mar 97 12:20 PM	Instrument Method	: GAS.MTH
Report Created on	: 31 Mar 97 12:47 PM	Analysis Method	: GAS0331.MTH
Last Recalib on	: 28 MAR 97 07:25 AM	Sample Amount	: 0
Multiplier	: 1	ISTD Amount	:
Sample Info	: AL096;Water		

EVERGREEN ANALYTICAL, INC.
4036 Youngfield St. Wheat Ridge, CO 80033
(303) 425-6021

Methane, Ethane, Ethene Report Form

Client Sample Number	: AL097	Client Project No.	: 730769-01002
Lab Sample Number	: 97-1007-07	Lab Work Order	: 97-1007
Date Sampled	: 3/23/97	Dilution Factor	: 1.00
Date Received	: 3/25/97	Method	: RSKSOP-175M
Date Extracted/Prepared	: 3/31/97	Matrix	: Water
Date Analyzed	: 3/31/97	Lab File No.	: GAS0331012

Compound Name	Cas Number	Sample Concentration mg/L	RL mg/L
Methane	74-82-8	0.020	0.0012
Ethane	74-84-0	U	0.0021
Ethene	74-85-1	U	0.0013

Temperature	:	75.7 F	Saturation Concentration	Meth	0.004752843
Amount Injected	:	0.5 ml			
Total Volume of Sample	:	43 ml	Concentration in Head Space	Meth	0.014871613
Head space created	:	4 ml			
Methane Area	:	110.525 ug	Saturation Concentration	Etha	0
Ethane Area	:	0 ug			
Ethene Area	:	0 ug	Concentration in Head Space	Etha	0
Atomic weight(Methane)	:	16 g			
Atomic weight(Ethane)	:	30 g	Saturation Concentration	Ethe	0
Atomic weight(Ethene)	:	28 g			
			Concentration in Head Space	Ethe	0

Qualifiers
E = Extrapolated value.
U = Compound analyzed for, but not detected.
B = Compound also found in the blank.
RL = Reporting Limit.
NA = Not Available/Not Applicable.

Analyst

Approved

GAS1007.XLS

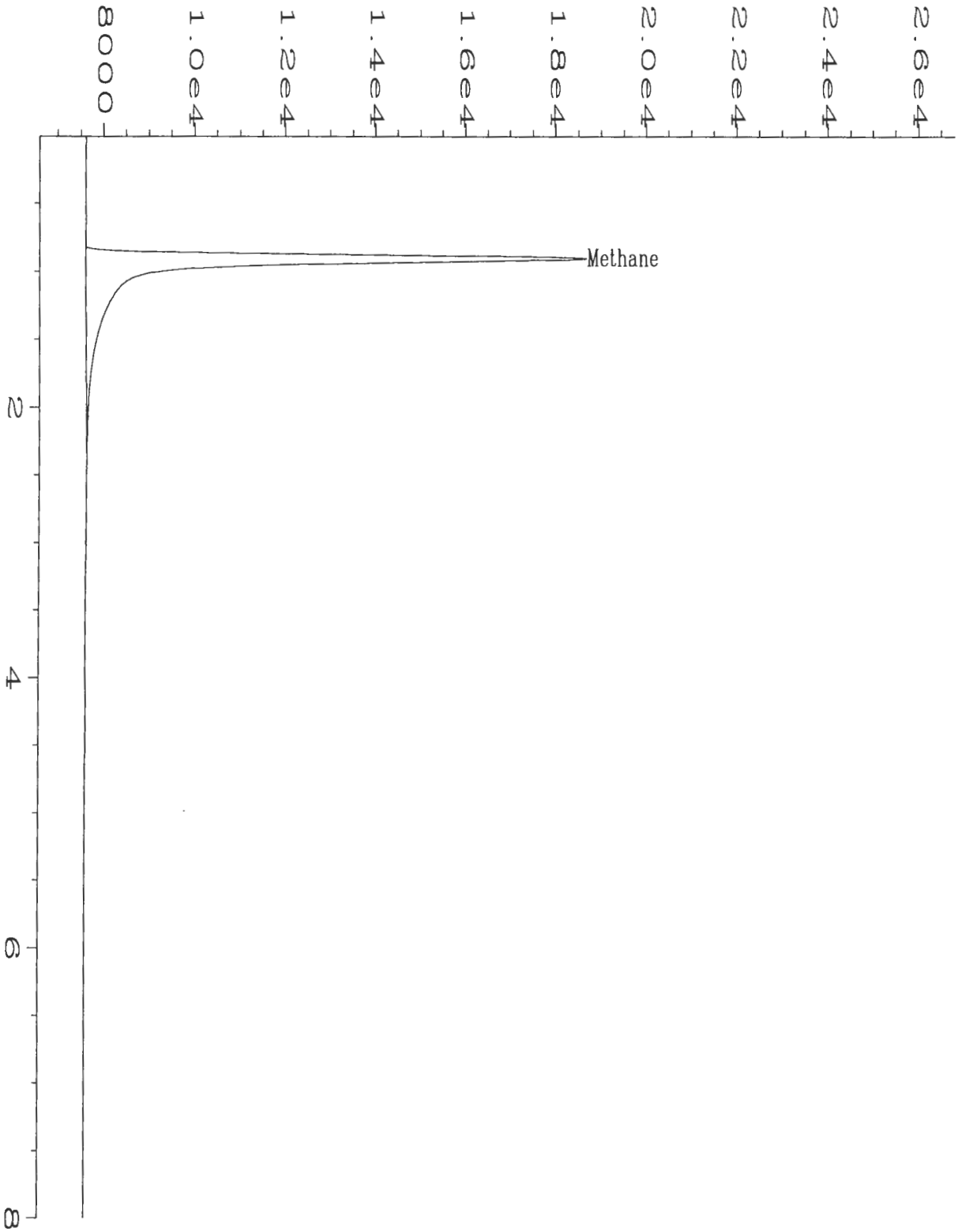

Data File Name	: C:\HPCHEM\ALCGAS\DATA\GAS0331\012R0101.D		
Operator	: Bill Michener	Page Number	: 1
Instrument	: ALCGAS	Vial Number	: 12
Sample Name	: 97-1007-07A;1	Injection Number	: 1
Run Time Bar Code	:	Sequence Line	: 1
Acquired on	: 31 Mar 97 12:29 PM	Instrument Method	: GAS.MTH
Report Created on	: 31 Mar 97 12:48 PM	Analysis Method	: GAS0331.MTH
Last Recalib on	: 28 MAR 97 07:25 AM	Sample Amount	: 0
Multiplier	: 1	ISTD Amount	:
Sample Info	: AL097;Water		

EVERGREEN ANALYTICAL, INC.
4036 Youngfield St. Wheat Ridge, CO 80033
(303) 425-6021

Methane, Ethane, Ethene Report Form

Client Sample Number	: AL098	Client Project No.	: 730769-01002
Lab Sample Number	: 97-1007-08	Lab Work Order	: 97-1007
Date Sampled	: 3/23/97	Dilution Factor	: 1.00
Date Received	: 3/25/97	Method	: RSKSOP-175M
Date Extracted/Prepared	: 3/31/97	Matrix	: Water
Date Analyzed	: 3/31/97	Lab File No.	: GAS0331013

Compound Name	Cas Number	Sample Concentration mg/L	RL mg/L
Methane	74-82-8	0.018	0.0012
Ethane	74-84-0	U	0.0021
Ethene	74-85-1	0.0019	0.0013

Temperature	:	76.1 F	Saturation Concentration	Meth	0.004312842
Amount Injected	:	0.5 ml			
Total Volume of Sample	:	43 ml	Concentration in Head Space	Meth	0.013484773
Head space created	:	4 ml			
Methane Area	:	100.293 ug	Saturation Concentration	Etha	0
Ethane Area	:	0 ug			
Ethene Area	:	7.217 ug	Concentration in Head Space	Etha	0
Atomic weight(Methane)	:	16 g			
Atomic weight(Ethane)	:	30 g	Saturation Concentration	Ethe	0.000196758
Atomic weight(Ethene)	:	28 g			
			Concentration in Head Space	Ethe	0.001698118

Qualifiers
E = Extrapolated value.
U = Compound analyzed for, but not detected.
B = Compound also found in the blank.
RL = Reporting Limit.
NA = Not Available/Not Applicable.

Analyst

Approved

GAS1007.XLS

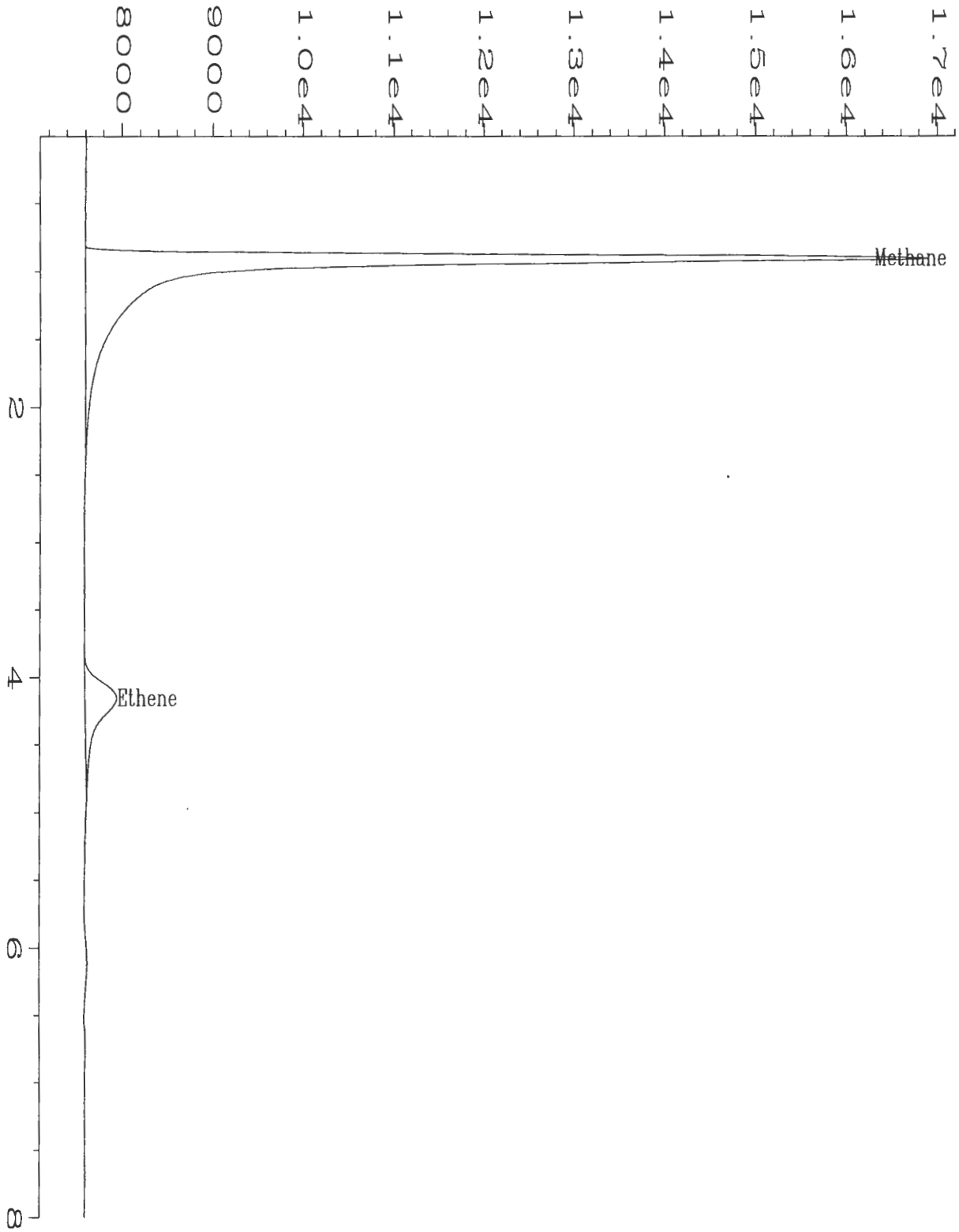

ata File Name	: C:\HPCHEM\ALCGAS\DATA\GAS0331\013R0101.D		
Operator	: Bill Michener	Page Number	: 1
Instrument	: ALCGAS	Vial Number	: 13
ample Name	: 97-1007-08A;1	Injection Number	: 1
Run Time Bar Code	:	Sequence Line	: 1
Acquired on	: 31 Mar 97 12:38 PM	Instrument Method	: GAS.MTH
eport Created on	: 31 Mar 97 12:48 PM	Analysis Method	: GAS0331.MTH
ast Recalib on	: 28 MAR 97 07:25 AM	Sample Amount	: 0
Multiplier	: 1	ISTD Amount	:
Sample Info	: AL098;Water		

EVERGREEN ANALYTICAL, INC.
4036 Youngfield St. Wheat Ridge, CO 80033
(303) 425-6021

Methane, Ethane, Ethene Report Form
Method Blank Report

Method Blank Number	: GB033197	Client Project No.	: 730769-01002
Date Extracted/Prepared	: 3/31/97	Lab Work Order	: 97-1007
Date Analyzed	: 3/31/97	Dilution Factor	: 1.00
		Method	: RSKSOP-175M
		Matrix	: Water
		Lab File No.	: GAS0331002

Compound Name	Cas Number	Sample Concentration mg/L	RL mg/L
Methane	74-82-8	U	0.0012
Ethane	74-84-0	U	0.0021
Ethene	74-85-1	U	0.0013

Qualifiers
E = Extrapolated value.
U = Compound analyzed for, but not detected.
B = Compound also found in the blank.
RL = Reporting Limit.
NA = Not Available/Not Applicable.

Analyst

Approved

GAS1007.XLS



ata File Name	: C:\HPCHEM\ALCGAS\DATA\GAS0331\002R0101.D		
Operator	: Bill Michener	Page Number	: 1
Instrument	: ALCGAS	Vial Number	: 2
ample Name	: GB033197	Injection Number	: 1
Run Time Bar Code	:	Sequence Line	: 1
Acquired on	: 31 Mar 97 09:50 AM	Instrument Method	: GAS.MTH
eport Created on	: 02 Apr 97 09:57 AM	Analysis Method	: GAS0331.MTH
ast Recalib on	: 28 MAR 97 07:25 AM	Sample Amount	: 0
Multiplier	: 1	ISTD Amount	:
Sample Info	: Gas Method Blank		

Displaced 4ml of distilled water in 43ml vial with Helium, shook for 5 min, and injected 500ul

Evergreen Analytical, Inc.
4036 Youngfield, Wheat Ridge, CO 80033
(303) 425-6021

RSK-175M Gas Method
Methane, Ethane, Ethene Gas Matrix Spike / Matrix Spike Duplicate Report

Client Sample No.	: AL094	Client Project No.	: 730769-01002
Lab Sample No.	: 97-1007-04	Lab Work Order	: 97-1007
Date Sampled	: 3/22/97	EPA Method No.	: RSKSOP-175M
Date Received	: 3/25/97	Matrix	: Water
Date Prepared	: 3/31/97	Method Blank	: GB033197
Date Analyzed	: 3/31/97	Lab File No's.	: GAS0331016,017
E.A. MS/MSD Spike Source No.	: 1719		

Compound	Spike Added (ug)	Sample ** Concentration (ug)	MS Concentration (ug)	MS %REC	QC Limits %REC
Methane Gas	500	0	278	56	47-88
Ethene Gas	500	0	178	36	29-53
Ethane Gas	500	0	254	51	41-77

Compound	Spike Added (ug)	MSD Concentration (ug)	MSD %REC	RPD	QC Limits RPD	QC Limits %REC
Methane Gas	500	274	55	1.2	0-16.4	47-88
Ethene Gas	500	174	35	2.2	0-26.4	29-53
Ethane Gas	500	250	50	1.9	0-26.3	41-77

RPD: 0 out of (3) outside limits.
Spike Recovery: 0 out of (6) outside limits.

Notes
* = Values outside of QC limits.
** = Sample concentration reported at DF = 10.
NA = Not analyzed/not available

Note: The Spike was made by taking the sample and displacing 4ml of headspace with a 1% methane, ethane, ethene gas and shaking the VOA for 5 minutes. Then injecting 50 ul from the headspace into the GC resulting in a theoretical concentration of 500 ug. Sample injected at DF = 10.

Analyst

Approved

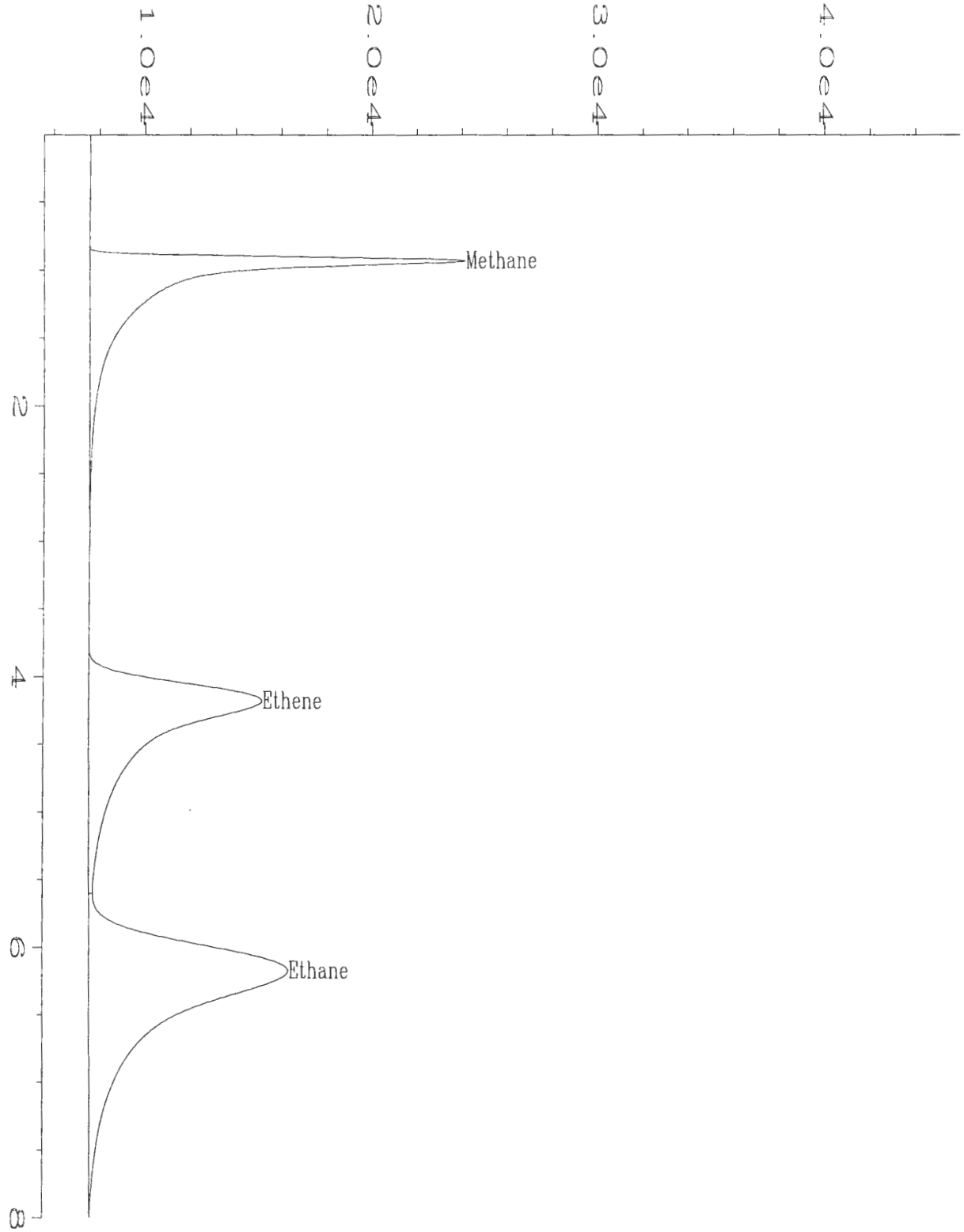

Data File Name	: C:\HPCHEM\ALCGAS\DATA\GAS0331\016R0101.D		
Operator	: Bill Michener	Page Number	: 1
Instrument	: ALCGAS	Vial Number	: 16
Sample Name	: 97-1007-04MS;1	Injection Number	: 1
Run Time Bar Code	:	Sequence Line	: 1
Acquired on	: 31 Mar 97 01:04 PM	Instrument Method	: GAS.MTH
Report Created on	: 31 Mar 97 01:13 PM	Analysis Method	: GAS0331.MTH
Last Recalib on	: 28 MAR 97 07:25 AM	Sample Amount	: 0
Multiplier	: 1	ISTD Amount	:
Sample Info	: AL094;Displaced 4ml with 1% methane, ethane, and ethene gas(#1719), shook for 5 min. and injected 50ul to equal a theoretical spike of 500ug. The sample is injected at a		

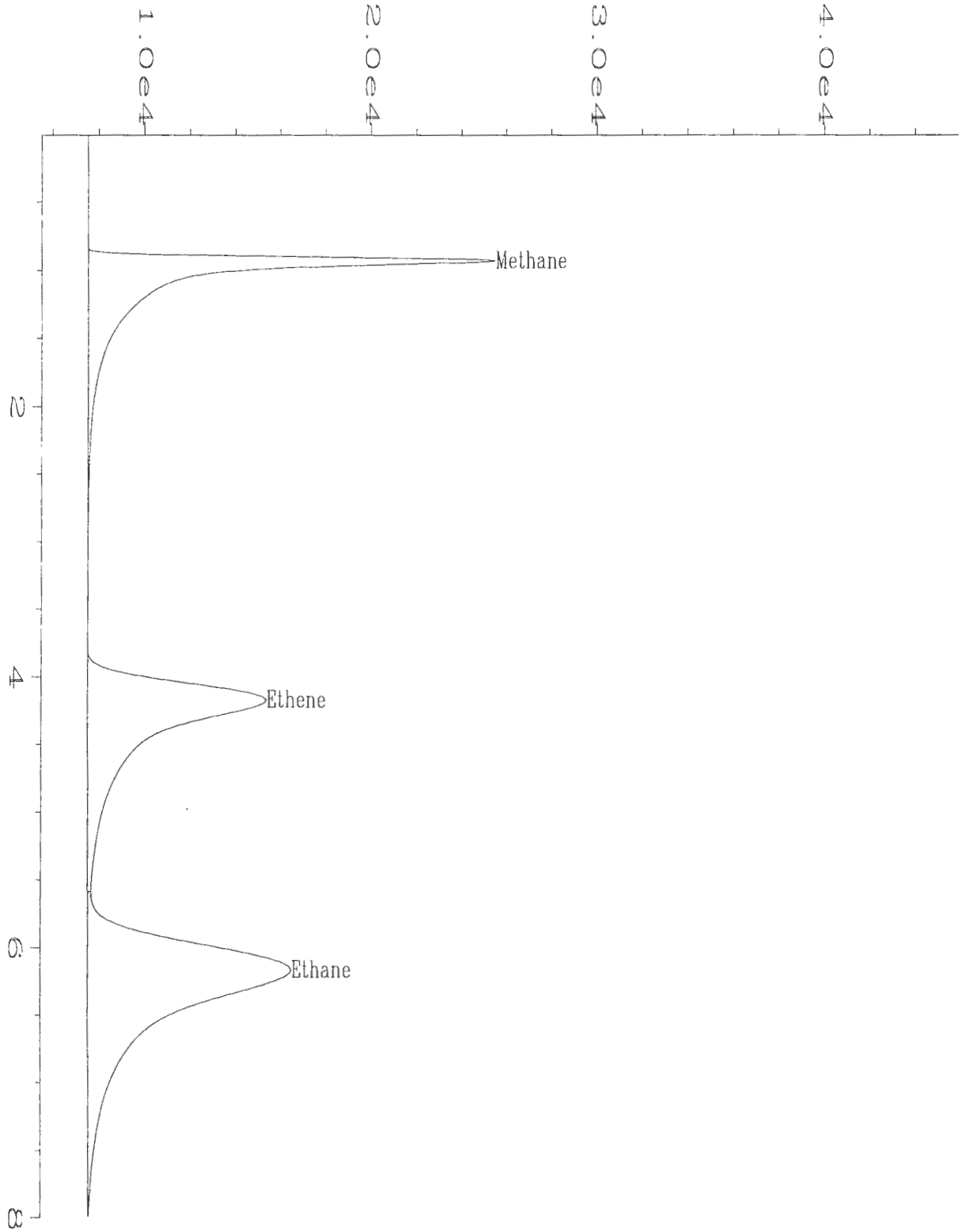

Data File Name	: C:\HPCHEM\ALCGAS\DATA\GAS0331\017R0101.D		
Operator	: Bill Michener	Page Number	: 1
Instrument	: ALCGAS	Vial Number	: 17
Sample Name	: 97-1007-04MSD;1	Injection Number	: 1
Run Time Bar Code	:	Sequence Line	: 1
Acquired on	: 31 Mar 97 01:16 PM	Instrument Method	: GAS.MTH
Report Created on	: 31 Mar 97 01:24 PM	Analysis Method	: GAS0331.MTH
Last Recalib on	: 28 MAR 97 07:25 AM	Sample Amount	: 0
Multiplier	: 1	ISTD Amount	:
Sample Info	: AL094;Displaced 4ml with 1% methane, ethane, and ethene gas(#1719), shook for 5 min. and injected 50ul to equal a theoretical spike of 500ug. The sample is injected at a		

Evergreen Analytical, Inc.
4036 Youngfield, Wheat Ridge, CO 80033
(303) 425-6021

RSKSOP-175M Gas Method
Methane, Ethane, Ethene LCS Report Form

LCS No.	: LCS033197	EPA Method No.	: RSKSOP-175M
Date Prepared	: 3/31/97	Matrix	: Water
Date Analyzed	: 3/31/97	Method Blank	: GB033197
E.A. LCS Source No.	: 1719	Lab File No.	: GAS0331005

Compound	Spike Added (ug)	Method Blank Concentration (ug)	LCS Concentration (ug)	LCS %REC	QC Limits %REC
Methane Gas	500	0	377	75	64-90
Ethene Gas	500	0	244	49	37-58
Ethane Gas	500	0	346	69	53-83

Spike Recovery: 0 out of (3) outside limits.

Note: The LCS was made by taking the sample and displacing 4ml of headspace with a 1% methane, ethane, ethene gas and shaking the VOA for 5 minutes. Then injecting 50 ul from the headspace into the GC resulting in a theoretical concentration of 500 ug.

Notes
* = Values outside of QC limits.
NA = Not analyzed/not available.

Analyst

Approved

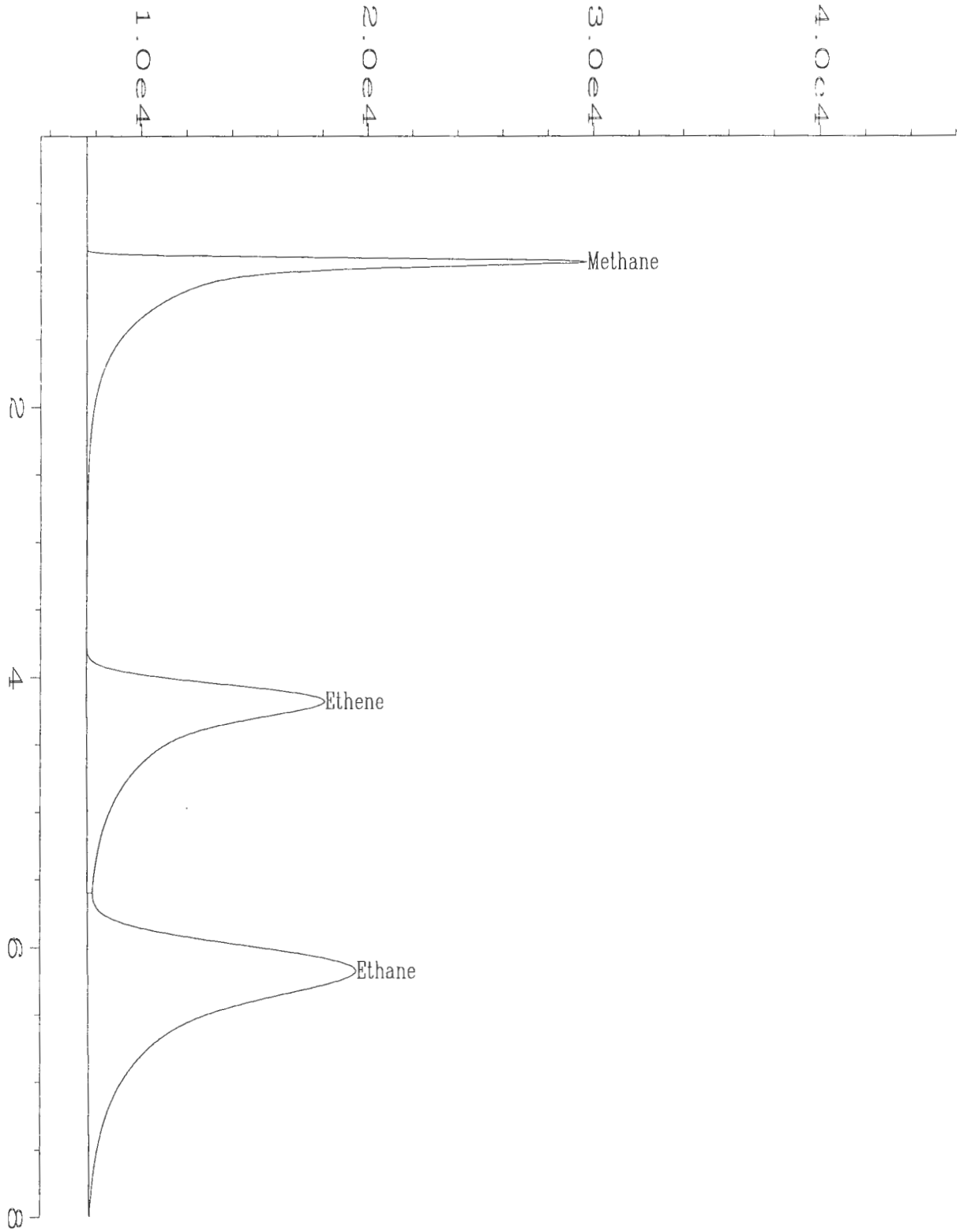

Data File Name	: C:\HPCHEM\ALCGAS\DATA\GAS0331\005R0101.D		
Operator	: Bill Michener	Page Number	: 1
Instrument	: ALCGAS	Vial Number	: 5
Sample Name	: LCS033197;Gas	Injection Number	: 1
Run Time Bar Code	:	Sequence Line	: 1
Acquired on	: 31 Mar 97 10:52 AM	Instrument Method	: GAS.MTH
Report Created on	: 02 Apr 97 09:57 AM	Analysis Method	: GAS0331.MTH
Last Recalib on	: 28 MAR 97 07:25 AM	Sample Amount	: 0
Multiplier	: 1	ISTD Amount	:
Sample Info	: Laboratory Control Sample		

Displaced 4ml of distilled water in 43ml vial with 1% methane, ethane, and ethene gas(#1719), shook for 5 min, and