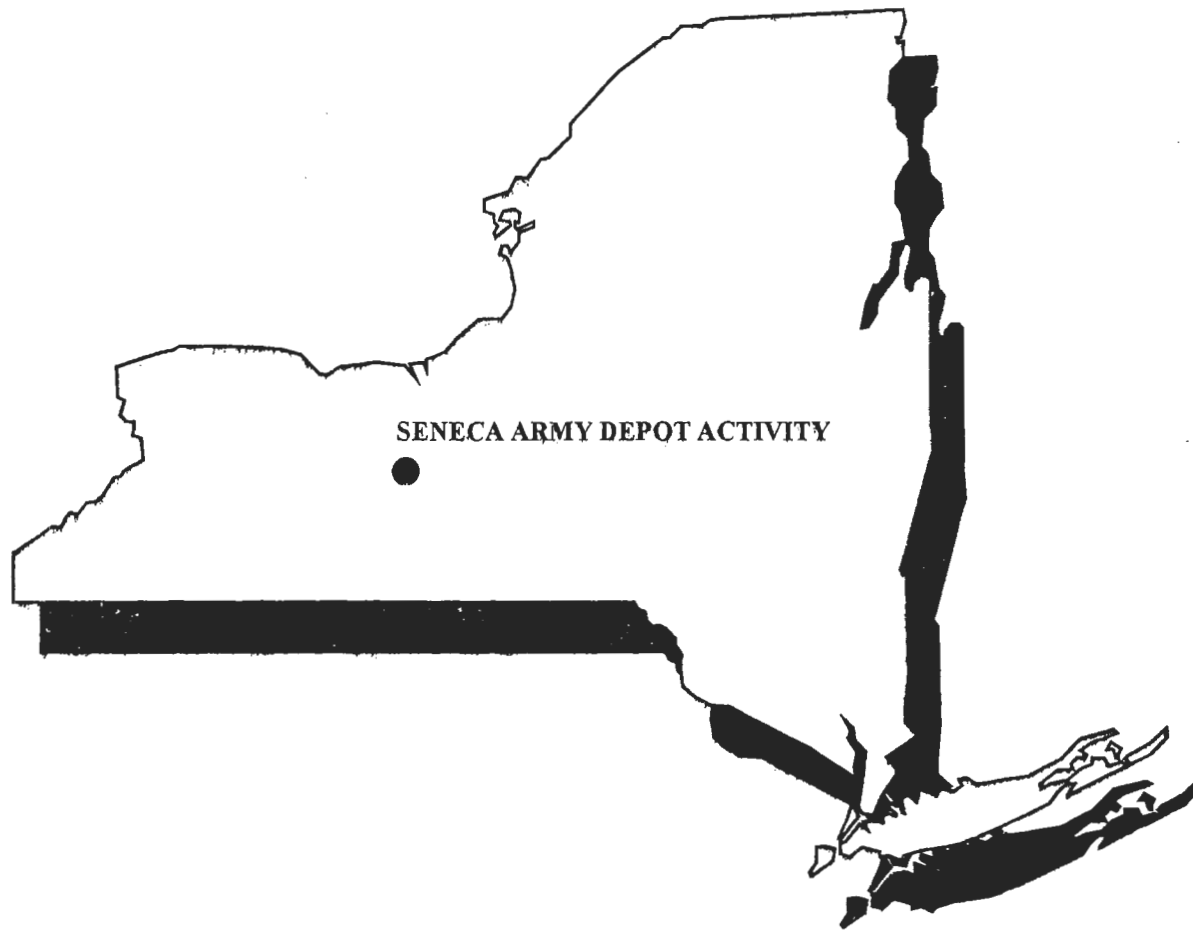



U.S. ARMY ENGINEER DIVISION
HUNTSVILLE, ALABAMA

00649



FINAL

REMEDIAL INVESTIGATION REPORT
AT THE FIRE TRAINING AND DEMONSTRATION PAD (SEAD-25)
AND THE FIRE TRAINING PIT AND AREA (SEAD-26)
APPENDICES

MAY 1998/MAR 1999

SEAD-25

LOG OF BORING NO. SB25-1

PROJECT: SEAD-25 & SEAD-26 RI/FS	DEPTH TO WATER (ft): NA
PROJECT LOCATION: Seneca Army Depot Activity, Romulus, NY 14541	BORING LOCATION (N/E): 998092.6 751014.3
ASSOCIATED UNIT/AREA: SEAD-25	REFERENCE COORDINATE SYSTEM: NY STATE PLANAR
PROJECT NO: 728059	GROUND SURFACE ELEVATION (ft): 743.5
DATE STARTED: 12/03/93	DATUM: NGVD 83
DATE COMPLETED: 12/03/93	INSPECTOR: B. Harvey, M. Burns
DRILLING CONTRACTOR: Empire Soils Investigation, Inc.	CHECKED BY: P. Feschbach-Meriney
DRILLING METHOD: Hollow Stem Auger	
SAMPLING METHOD: 3 inch Split Spoons	

Sample Number	Blow Counts (# Blows per 6")	Sample Advance	Sample Recovery	VOC Screen-PID (ppm)	Rad Screen (cps)	Depth (ft.)	USCS CLASS	This log is part of a report prepared by Parsons Engineering-Science, Inc. for the named project and should be read together with the report for complete interpretation. This summary applies only at the location of this boring and at the time of drilling. Subsurface conditions may differ at other locations.		Depth	Macro	Macro Lithology
								DESCRIPTION				
SB25 -1.1	8	2.00	1.0	0	NA	1.0	GM	Dark brown to black fine gravel-sized SHALE fragments, little fine Sand, wet, petroleum odor.		0.00	FL	
	10							1.00	TL			
SB25 -1.2	10	2.00	1.2	0	NA	2	ML	Grayish brown SILT and CLAY, little fine to medium gravel-sized Shale, trace very fine Sand, moist, no odor.				
	12											
SB25 -1.3	14	2.00	1.9	0	NA	4	ML					
	20											
SB25 -1.4	27	1.10	1.1	0	NA	6	ML					
	45											
SB25 -1.4	95	1.10	1.1	0	NA	6.5	GM	Dark gray highly fissile SHALE, some interstitial brown Silt, Clay, and very fine Sand, dry, no odor.		6.50	WS	
	100/.1							7.10	CS			
						7		SPLIT SPOON REFUSAL AT 7.1 FEET.				
								Dark gray to black SHALE, dry, no odor.				

NOTES:






UNITED STATES ARMY
CORPS OF ENGINEERS
Seneca Army Depot
Romulus, New York

LOG OF BORING SB25-1

LOG OF BORING NO. SB25-2

PROJECT: SEAD-25 & SEAD-26 RI/FS PROJECT LOCATION: Seneca Army Depot Activity, Romulus, NY 14541 ASSOCIATED UNIT/AREA: SEAD-25 PROJECT NO: 728059 DATE STARTED: 12/03/93 DATE COMPLETED: 12/03/93 DRILLING CONTRACTOR: Empire Soils Investigation, Inc. DRILLING METHOD: Hollow Stem Auger SAMPLING METHOD: 3 inch Split Spoons	DEPTH TO WATER (ft): NA BORING LOCATION (N/E): 998050.0 751015.9 REFERENCE COORDINATE SYSTEM: NY STATE PLANAR GROUND SURFACE ELEVATION (ft): 743.7 DATUM: NGVD 83 INSPECTOR: E. Schacht CHECKED BY: P.Feschbach-Meriney
--	--

Sample Number	Blow Counts (# Blows per 6")	Sample Advance	Sample Recovery	VOC Screen-PID (ppm)	Rad Screen (cps)	Depth (ft.)	USCS CLASS	DESCRIPTION	Depth	Macro	Macro Lithology
This log is part of a report prepared by Parsons Engineering-Science, Inc. for the named project and should be read together with the report for complete interpretation. This summary applies only at the location of this boring and at the time of drilling. Subsurface conditions may differ at other locations.											
SB25-2.1	10 15 11 10	2.00	1.4	0	NA	1	GM	Dark brown to black fine gravel-sized SHALE fragments, little fine Sand, moist, no odor.	0.00	FL	
SB25-2.2	10 11 20 22	2.00	1.6	19	NA	2	ML	Olive gray SILT and CLAY, little fine to medium gravel-sized Shale, trace very fine Sand, moist, no odor.	2.00	TL	
SB25-2.3	17 34 100/1.1	1.10	1.0	125	NA	4		Grayish brown SILT and CLAY, little fine to medium gravel-sized Shale, trace very fine Sand, moist, petroleum odor.	5.00		
						5		Dark gray highly fissile SHALE, some interstitial brown Silt, Clay, and very fine Sand, moist, petroleum odor.	5.40	WS	
								SPLIT SPOON REFUSAL AT 5.1 FEET.		CS	
								Dark gray to black SHALE.			

NOTES:



ENGINEERING-SCIENCE, INC.

UNITED STATES ARMY
 CORPS OF ENGINEERS
 Seneca Army Depot
 Romulus, New York

LOG OF BORING SB25-2

LOG OF BORING NO. SB25-3




PROJECT: SEAD-25 & SEAD-26 RI/FS PROJECT LOCATION: Seneca Army Depot Activity, Romulus, NY 14541 ASSOCIATED UNIT/AREA: SEAD-25 PROJECT NO: 728059 DATE STARTED: 12/03/93 DATE COMPLETED: 12/03/93 DRILLING CONTRACTOR: Empire Soils Investigation, Inc. DRILLING METHOD: Hollow Stem Auger SAMPLING METHOD: 3 inch Split Spoons	DEPTH TO WATER (ft): NA BORING LOCATION (N/E): 998064.8 750981.2 REFERENCE COORDINATE SYSTEM: NY STATE PLANAR GROUND SURFACE ELEVATION (ft): 743.8 DATUM: NGVD 83 INSPECTOR: B. Harvey, M. Burns CHECKED BY: P.Feschbach-Meriney
--	---

Sample Number	Blow Counts (# Blows per 6")	Sample Advance	Sample Recovery	VOC Screen-PID (ppm)	Rad Screen (cps)	Depth (ft.)	USCS CLASS	This log is part of a report prepared by Parsons Engineering-Science, Inc. for the named project and should be read together with the report for complete interpretation. This summary applies only at the location of this boring and at the time of drilling. Subsurface conditions may differ at other locations.			Depth	Macro	Macro Lithology
								DESCRIPTION					
SB25 -3.1	12	2.00	1.6	22	NA	1	GM	Dark brown to black fine gravel-sized SHALE fragments, little fine Sand, moist, petroleum odor.		0.00	FL		
	14												1.30
SB25 -3.2	16	2.00	2.0	2.0	NA	2	ML	Olive gray SILT and CLAY, little fine to medium gravel-sized Shale, trace very fine Sand, moist, petroleum odor.		1.30	TL		
	10												2
SB25 -3.3	12	0.80	0.6	1.3	NA	4				4.50	WS		
	14												5
	18									5.00	CS		
	20												
	100/3							Dark gray highly fissile SHALE, some interstitial brown Silt, Clay, and very fine Sand, moist, petroleum odor. SPLIT SPOON REFUSAL AT 4.8 FEET.					
								AUGER REFUSAL AT 5.0 FEET. Dark gray to black SHALE.					

NOTES:

LOG OF BORING NO. SB25-4

PROJECT: SEAD-25 & SEAD-26 RI/FS PROJECT LOCATION: Seneca Army Depot Activity, Romulus, NY 14541 ASSOCIATED UNIT/AREA: SEAD-25 PROJECT NO: 728059 DATE STARTED: 12/03/93 DATE COMPLETED: 12/03/93 DRILLING CONTRACTOR: Empire Soils Investigation, Inc. DRILLING METHOD: Hollow Stem Auger SAMPLING METHOD: 3 inch Split Spoons	DEPTH TO WATER (ft): NA BORING LOCATION (N/E): 998086.8 750956.9 REFERENCE COORDINATE SYSTEM: NY STATE PLANAR GROUND SURFACE ELEVATION (ft): 743.6 DATUM: NGVD 83 INSPECTOR: B. Harvey, M. Burns CHECKED BY: P.Feschbach-Meriney
--	---

Sample Number	Blow Counts (# Blows per 6")	Sample Advance	Sample Recovery	VOC Screen-PID (ppm)	Rad Screen (cps)	Depth (ft.)	USCS CLASS	This log is part of a report prepared by Parsons Engineering-Science, Inc. for the named project and should be read together with the report for complete interpretation. This summary applies only at the location of this boring and at the time of drilling. Subsurface conditions may differ at other locations.		Depth	Macro	Macro Lithology
								DESCRIPTION				
SB25 -4.1	12	2.00	1.1	15	NA	1	GM	Dark brown to black fine gravel-sized SHALE fragments, little fine Sand, moist, petroleum odor.		0.00	FL	
	13									1.30		
SB25 -4.2	8	2.00	1.9	40	NA	2	ML	Olive gray SILT and CLAY, little fine to medium gravel-sized Shale, trace very fine Sand, moist, petroleum odor.		1.30	TL	
	7											
SB25 -4.3	6	0.60	0.5	1.0	NA	4		Dark gray to black highly fissile SHALE, some interstitial brown Silt, Clay, and very fine Sand, dry, no odor.		4.50	WS	
	60									5.00		
	25					5		SPLIT SPOON REFUSAL AT 4.6 FEET.			CS	
	25							Dark gray to black SHALE.				

NOTES:



ENGINEERING-SCIENCE, INC.

UNITED STATES ARMY
 CORPS OF ENGINEERS
 Seneca Army Depot
 Romulus, New York

LOG OF BORING SB25-4

LOG OF BORING NO. SB25-5

PROJECT: SEAD-25 & SEAD-26 RI/FS PROJECT LOCATION: Seneca Army Depot Activity, Romulus, NY 14541 ASSOCIATED UNIT/AREA: SEAD-25 PROJECT NO: 728059 DATE STARTED: 12/03/93 DATE COMPLETED: 12/03/93 DRILLING CONTRACTOR: Empire Soils Investigation, Inc. DRILLING METHOD: Hollow Stem Auger SAMPLING METHOD: 3 inch Split Spoons	DEPTH TO WATER (ft): NA BORING LOCATION (N/E): 998046.9 750959.2 REFERENCE COORDINATE SYSTEM: NY STATE PLANAR GROUND SURFACE ELEVATION (ft): 743.6 DATUM: NGVD 83 INSPECTOR: E. Schacht CHECKED BY: P.Feschbach-Meriney
--	--

Sample Number	Blow Counts (# Blows per 6")	Sample Advance	Sample Recovery	VOC Screen-PID (ppm)	Rad Screen (cps)	Depth (ft.)	USCS CLASS	This log is part of a report prepared by Parsons Engineering-Science, Inc. for the named project and should be read together with the report for complete interpretation. This summary applies only at the location of this boring and at the time of drilling. Subsurface conditions may differ at other locations.		Depth	Macro	Macro Lithology
								DESCRIPTION				
SB25-5.1	7	2.00	2.0	155	NA	0.5	GM	Dark brown to black fine gravel-sized SHALE fragments, little fine Sand, wet, no odor.		0.00	FL	
	18 13 10							Olive gray SILT and CLAY, little fine to medium gravel-sized Shale, trace very fine Sand, wet, petroleum odor.		0.50	TL	
SB25-5.2	11	2.00	1.6	649	NA	2	ML					
	12 17 24											
SB25-5.3	17	1.40	1.2	213	NA	5	ML					
	52 100/.4							Dark gray highly fissile SHALE, some interstitial brown Silt, Clay, and very fine Sand, moist, petroleum odor.		5.00	WS	
								SPLIT SPOON REFUSAL AT 5.4 FEET.		5.50	CS	
								AUGER REFUSAL AT 5.5 FEET.				
								Dark gray to black SHALE.				

NOTES:



ENGINEERING-SCIENCE, INC.

UNITED STATES ARMY
 CORPS OF ENGINEERS
 Seneca Army Depot
 Romulus, New York

LOG OF BORING SB25-5

LOG OF BORING NO. SB25-6

PROJECT: SEAD-25 & SEAD-26 RI/FS PROJECT LOCATION: Seneca Army Depot Activity, Romulus, NY 14541 ASSOCIATED UNIT/AREA: SEAD-25 PROJECT NO: 728059 DATE STARTED: 12/03/93 DATE COMPLETED: 12/03/93 DRILLING CONTRACTOR: Empire Soils Investigation, Inc. DRILLING METHOD: Hollow Stem Auger SAMPLING METHOD: 3 inch Split Spoons	DEPTH TO WATER (ft): NA BORING LOCATION (N/E): 998032.1 751123.1 REFERENCE COORDINATE SYSTEM: NY STATE PLANAR GROUND SURFACE ELEVATION (ft): 740.3 DATUM: NGVD 88 INSPECTOR: E. Schacht CHECKED BY: P.Feschbach-Meriney
--	--

Sample Number	Blow Counts (# Blows per 6")	Sample Advance	Sample Recovery	VOC Screen-PID (ppm)	Rad Screen (cps)	Depth (ft.)	USCS CLASS	This log is part of a report prepared by Parsons Engineering-Science, Inc. for the named project and should be read together with the report for complete interpretation. This summary applies only at the location of this boring and at the time of drilling. Subsurface conditions may differ at other locations.			Depth	Macro	Macro Lithology	
								DESCRIPTION						
SB25 -6.1	5	2.00	2.0	0.7	NA	1	1.1	ML	Brown SILT, some Clay, little fine gravel-sized Shale, moist, no odor.			0.00	FL	
	15								Brown fine SAND, little Silt, little sand-sized Shale fragments, moist, no odor.					
SB25 -6.2	17	2.00	1.9	0.7	NA	2	2	SC	Brown fine SAND, little Silt, little sand-sized Shale fragments, moist, no odor.			4.00	WS	
	15								Dark gray highly fissile SHALE, some interstitial brown Silt, Clay, and very fine Sand, wet, no odor. SPLIT SPOON REFUSAL AT 4.3 FEET.					
SB25 -6.2	19	2.00	1.9	0.7	NA	3	3	SC	Brown fine SAND, little Silt, little sand-sized Shale fragments, moist, no odor.			5.00	CS	
	19								Dark gray highly fissile SHALE, some interstitial brown Silt, Clay, and very fine Sand, wet, no odor. SPLIT SPOON REFUSAL AT 4.3 FEET.					
SB25 -6.2	32	2.00	1.9	0.7	NA	4	4.0	ML	Dark gray highly fissile SHALE, some interstitial brown Silt, Clay, and very fine Sand, wet, no odor. SPLIT SPOON REFUSAL AT 4.3 FEET.			5.00	CS	
	85								AUGER REFUSAL AT 5.0 FEET. Dark gray to black SHALE.					
100/3	0.30	0.30	0.3	NA	NA	4	4.0	ML	Dark gray highly fissile SHALE, some interstitial brown Silt, Clay, and very fine Sand, wet, no odor. SPLIT SPOON REFUSAL AT 4.3 FEET.			4.00	WS	
						5			AUGER REFUSAL AT 5.0 FEET. Dark gray to black SHALE.			5.00	CS	

NOTES: Monitoring Well MW25-1 was installed in this soil boring.




ENGINEERING-SCIENCE, INC.

UNITED STATES ARMY
CORPS OF ENGINEERS
Seneca Army Depot
Romulus, New York

LOG OF BORING SB25-6

LOG OF BORING NO. SB25-7

<p>PROJECT: SEAD-25 & SEAD-26 RI/FS PROJECT LOCATION: Seneca Army Depot Activity, Romulus, NY 14541 ASSOCIATED UNIT/AREA: SEAD-25 PROJECT NO: 728059 DATE STARTED: 09/25/95 DATE COMPLETED: 09/26/95 DRILLING CONTRACTOR: Empire Soils Investigation, Inc. DRILLING METHOD: Hollow Stem Auger SAMPLING METHOD: 3 inch Split Spoons</p>	<p>DEPTH TO WATER (ft): 8.5 BORING LOCATION (N/E): 998276.8 751006.2 REFERENCE COORDINATE SYSTEM: NY STATE PLANAR GROUND SURFACE ELEVATION (ft): 742.2 DATUM: NGVD 88 INSPECTOR: F. O'Loughlin CHECKED BY: P.Feschbach-Meriney</p>
---	---

Sample Number	Blow Counts (# Blows per 6")	Sample Advance	Sample Recovery	VOC Screen-PID (ppm)	Rad Screen (cps)	Depth (ft.)	USCS CLASS	This log is part of a report prepared by Parsons Engineering-Science, Inc. for the named project and should be read together with the report for complete interpretation. This summary applies only at the location of this boring and at the time of drilling. Subsurface conditions may differ at other locations.	Depth	Macro	Macro Lithology
								DESCRIPTION			
SB25-7-00	3	2.00	1.3	0	NA	0.00	ML	Grayish brown SILT and CLAY, little fine to medium gravel-sized Shale, trace very fine Sand, dry, no odor.	0.00	TL	
SB25-7-01	8 12 17					1					
	22 23 37	2.00	1.4	0	NA	2 3					
SB25-7-03	33 32 37 34	2.00	1.5	0	NA	4 5					
SB25-7-04	38 43 39 43	2.00	1.9	0	NA	6 7					
	25 100/.3	0.80	0.8	0	NA	8 9					
						10					

NOTES: Monitoring Well MW25-6 was installed in this soil boring.



ENGINEERING-SCIENCE, INC.

UNITED STATES ARMY
 CORPS OF ENGINEERS
 Seneca Army Depot
 Romulus, New York

LOG OF BORING SB25-7

PROJECT: SEAD-25 & SEAD-26 RI/FS

GROUND SURFACE ELEVATION: 742.2

PROJECT NO: 728059

INSPECTOR: F. O'Loughlin

PROJECT LOCATION: Seneca Army Depot Activity, Romulus, NY 14541

CHECKED BY: P.Feschbach-Meriney

Sample Number	Blow Counts (# Blows per 6")	Sample Advance	Sample Recovery	VOC Screen-PID (ppm)	Rad Screen (cps)	Depth (ft.)	USCS CLASS	This log is part of a report prepared by Parsons Engineering-Science, Inc. for the named project and should be read together with the report for complete interpretation. This summary applies only at the location of this boring and at the time of drilling. Subsurface conditions may differ at other locations.			
								Depth	Macro	Macro Lithology	
								DESCRIPTION			
	55 93 100/3	1.30	1.3	0	NA	11 12		Dark gray highly fissile SHALE, some interstitial brown Silt, Clay, and very fine Sand, wet, no odor.		WS	
								SPLIT SPOON REFUSAL AT 8.8 FEET AND 11.3 FEET.	12.20		
								AUGER REFUSAL AT 12.2 FEET. Dark gray to black SHALE.		CS	

NOTES: Monitoring Well MW25-6 was installed in this soil boring.



ENGINEERING-SCIENCE, INC.



UNITED STATES ARMY
CORPS OF ENGINEERS
Seneca Army Depot
Romulus, New York

LOG OF BORING SB25-7

Sheet 2 of 2

LOG OF BORING NO. SB25-8

PROJECT: SEAD-25 & SEAD-26 RI/FS	DEPTH TO WATER (ft): NA
PROJECT LOCATION: Seneca Army Depot Activity, Romulus, NY 14541	BORING LOCATION (N/E): 998076.8 750856.9
ASSOCIATED UNIT/AREA: SEAD-25	REFERENCE COORDINATE SYSTEM: NY STATE PLANAR
PROJECT NO: 728059	GROUND SURFACE ELEVATION (ft): 741.4
DATE STARTED: 09/26/95	DATUM: NGVD 88
DATE COMPLETED: 09/26/95	INSPECTOR: F. O'Loughlin
DRILLING CONTRACTOR: Empire Soils Investigation, Inc.	CHECKED BY: P.Feschbach-Meriney
DRILLING METHOD: Hollow Stem Auger	
SAMPLING METHOD: 3 inch Split Spoons	

Sample Number	Blow Counts (# Blows per 6")	Sample Advance	Sample Recovery	VOC Screen-PID (ppm)	Rad Screen (cps)	Depth (ft.)	USCS CLASS	This log is part of a report prepared by Parsons Engineering-Science, Inc. for the named project and should be read together with the report for complete interpretation. This summary applies only at the location of this boring and at the time of drilling. Subsurface conditions may differ at other locations.	Depth	Macro	Macro Lithology
								DESCRIPTION			
SB25-8-00	2	2.00	1.4	0	NA	1	ML	Grayish brown SILT and CLAY, little fine to medium gravel-sized Shale, trace very fine Sand, moist, no odor.	0.00	TL	
SB25-8-01	6 8 11										
SB25-8-02	20 30 100/.3	1.30	1.3	0	NA	2 3	ML	Olive gray SILT and CLAY, little fine to medium gravel-sized Shale, trace very fine Sand, dry, no odor.	3.00	WS	
						3		SPLIT SPOON REFUSAL AT 3.3 FEET.			
						4		AUGER REFUSAL AT 4.0 FEET. Dark gray to black SHALE.		CS	

NOTES: Monitoring Well MW25-8 was installed in this soil boring.



ENGINEERING-SCIENCE, INC.

UNITED STATES ARMY
CORPS OF ENGINEERS
Seneca Army Depot
Romulus, New York

LOG OF BORING SB25-8

LOG OF BORING NO. SB25-9

<p>PROJECT: SEAD-25 & SEAD-26 RI/FS PROJECT LOCATION: Seneca Army Depot Activity, Romulus, NY 14541 ASSOCIATED UNIT/AREA: SEAD-25 PROJECT NO: 728059 DATE STARTED: 09/26/95 DATE COMPLETED: 09/26/95 DRILLING CONTRACTOR: Empire Soils Investigation, Inc. DRILLING METHOD: Hollow Stem Auger SAMPLING METHOD: 3 inch Split Spoons</p>	<p>DEPTH TO WATER (ft): 3.5 BORING LOCATION (N/E): 998005.3 750898.1 REFERENCE COORDINATE SYSTEM: NY STATE PLANAR GROUND SURFACE ELEVATION (ft): 741.3 DATUM: NGVD 88 INSPECTOR: F. O'Loughlin CHECKED BY: P.Feschbach-Meriney</p>
---	---

Sample Number	Blow Counts (# Blows per 6")	Sample Advance	Sample Recovery	VOC Screen-PID (ppm)	Rad Screen (cps)	Depth (ft.)	USCS CLASS	DESCRIPTION	Depth	Macro	Macro Lithology
This log is part of a report prepared by Parsons Engineering-Science, Inc. for the named project and should be read together with the report for complete interpretation. This summary applies only at the location of this boring and at the time of drilling. Subsurface conditions may differ at other locations.											
SB25-9-00	2	2.00	1.7	0	NA	0.00	ML	Grayish brown SILT and CLAY, little fine to medium gravel-sized Shale, trace very fine Sand, moist, no odor.	0.00	TL	
SB25-9-01	6					1					
SB25-9-02	10					2		SPLIT SPOON REFUSAL AT 3.4 FEET. Dark gray highly fissile SHALE, some interstitial brown Silt, Clay, and very fine Sand, wet, no odor.	3.50	WS	
	12	1.90	1.8	0	NA	3					
	30					4					
	30					3.5		AUGER REFUSAL AT 4.8 FEET. Dark gray to black SHALE.	4.80	CS	
	100/.4										

NOTES: Monitoring Well MW25-9 was installed in this soil boring.



ENGINEERING-SCIENCE, INC.

UNITED STATES ARMY
 CORPS OF ENGINEERS
 Seneca Army Depot
 Romulus, New York

LOG OF BORING SB25-9

LOG OF BORING NO. SB25-10

PROJECT: SEAD-25 & SEAD-26 RI/FS	DEPTH TO WATER (ft): 4.5
PROJECT LOCATION: Seneca Army Depot Activity, Romulus, NY 14541	BORING LOCATION (N/E): 997965.0 751000.0
ASSOCIATED UNIT/AREA: SEAD-25	REFERENCE COORDINATE SYSTEM: NY STATE PLANAR
PROJECT NO: 728059	GROUND SURFACE ELEVATION (ft): 741.8
DATE STARTED: 09/27/95	DATUM: NGVD 88
DATE COMPLETED: 09/27/95	INSPECTOR: F. O'Loughlin
DRILLING CONTRACTOR: Empire Soils Investigation, Inc.	CHECKED BY: P.Feschbach-Meriney
DRILLING METHOD: Hollow Stem Auger	
SAMPLING METHOD: 3 inch Split Spoons	

Sample Number	Blow Counts (# Blows per 6")	Sample Advance	Sample Recovery	VOC Screen-PID (ppm)	Rad Screen (cps)	Depth (ft.)	USCS CLASS	This log is part of a report prepared by Parsons Engineering-Science, Inc. for the named project and should be read together with the report for complete interpretation. This summary applies only at the location of this boring and at the time of drilling. Subsurface conditions may differ at other locations.	Depth	Macro	Macro Lithology
								DESCRIPTION			
SB25-10-00 8	5	2.00	1.5	0	NA		ML	Grayish brown SILT and CLAY, little fine to medium gravel-sized Shale, trace very fine Sand, dry, no odor.	0.00	TL	
SB25-10-01 14	8					1					
SB25-10-02 18 19 24	10	2.00	1.3	0	NA	2	ML	Grayish brown SILT and CLAY, little fine to medium gravel-sized Shale, trace very fine Sand, moist, no odor.			
						3					
21 100/.3	0.80	0.5	0	NA		4		Dark gray highly fissile SHALE, some interstitial brown Silt, Clay, and very fine Sand, wet. SPLIT SPOON REFUSAL AT 4.8 FEET.	4.50	WS	
						5					
								AUGER REFUSAL AT 5.6 FEET.	5.60	CS	
								Dark gray to black SHALE.			

NOTES: Monitorin Well MW25-10 was installed in this soil boring.



ENGINEERING-SCIENCE, INC.

UNITED STATES ARMY
CORPS OF ENGINEERS
Seneca Army Depot
Romulus, New York

LOG OF BORING SB25-10

LOG OF BORING NO. SB25-11

PROJECT: SEAD-25 & SEAD-26 RI/FS PROJECT LOCATION: Seneca Army Depot Activity, Romulus, NY 14541 ASSOCIATED UNIT/AREA: SEAD-25 PROJECT NO: 728059 DATE STARTED: 10/17/95 DATE COMPLETED: 10/17/95 DRILLING CONTRACTOR: Empire Soils Investigation, Inc. DRILLING METHOD: Hollow Stem Auger SAMPLING METHOD: 3 inch Split Spoons	DEPTH TO WATER (ft): 5.1 BORING LOCATION (N/E): 998028.5 750927.4 REFERENCE COORDINATE SYSTEM: NY STATE PLANAR GROUND SURFACE ELEVATION (ft): 742.5 DATUM: NGVD 88 INSPECTOR: F. O'Loughlin CHECKED BY: P.Feschbach-Meriney
--	--

Sample Number	Blow Counts (# Blows per 6")	Sample Advance	Sample Recovery	VOC Screen-PID (ppm)	Rad Screen (cps)	Depth (ft.)	USCS CLASS	DESCRIPTION	Depth	Macro	Macro Lithology
This log is part of a report prepared by Parsons Engineering-Science, Inc. for the named project and should be read together with the report for complete interpretation. This summary applies only at the location of this boring and at the time of drilling. Subsurface conditions may differ at other locations.											
SB25-11-00	2	2.00	1.5	0	NA	0.00	ML	Grayish brown SILT and CLAY, little fine to medium gravel-sized Shale, trace very fine Sand, moist, no odor.	0.00	TL	
SB25-11-01	4					1					
SB25-11-02	5					2		Grayish brown SILT and CLAY, little fine to medium gravel-sized Shale, trace very fine Sand, moist, petroleum odor.			
SB25-11-03	5	2.00	1.3	0	NA	3					
SB25-11-03	6					4					
SB25-11-03	8					5		Dark gray highly fissile SHALE, some interstitial brown Silt, Clay, and very fine Sand, wet, petroleum odor.	5.00	WS	
	11	1.30	0.6	26	NA	5.3		SPLIT SPOON REFUSAL AT 5.3 FEET.	5.50	CS	
	100/3							Dark gray to black SHALE.			

NOTES:



ENGINEERING-SCIENCE, INC.

UNITED STATES ARMY
 CORPS OF ENGINEERS
 Seneca Army Depot
 Romulus, New York

LOG OF BORING SB25-11

LOG OF BORING NO. SB25-12

PROJECT: SEAD-25 & SEAD-26 RI/FS	DEPTH TO WATER (ft): 5.6
PROJECT LOCATION: Seneca Army Depot Activity, Romulus, NY 14541	BORING LOCATION (N/E): 998187.6 750963.0
ASSOCIATED UNIT/AREA: SEAD-25	REFERENCE COORDINATE SYSTEM: NY STATE PLANAR
PROJECT NO: 728059	GROUND SURFACE ELEVATION (ft): 742.2
DATE STARTED: 10/16/95	DATUM: NGVD 88
DATE COMPLETED: 10/16/95	INSPECTOR: F. O'Loughlin
DRILLING CONTRACTOR: Empire Soils Investigation, Inc.	CHECKED BY: P.Feschbach-Meriney
DRILLING METHOD: Hollow Stem Auger	
SAMPLING METHOD: 3 inch Split Spoons	

Sample Number	Blow Counts (# Blows per 6")	Sample Advance	Sample Recovery	VOC Screen-PID (ppm)	Rad Screen (cps)	Depth (ft.)	USCS CLASS	This log is part of a report prepared by Parsons Engineering-Science, Inc. for the named project and should be read together with the report for complete interpretation. This summary applies only at the location of this boring and at the time of drilling. Subsurface conditions may differ at other locations.			Depth	Macro	Macro Lithology
								DESCRIPTION					
SB25-12-00	3	2.00	1.8	0	NA	1	ML	Grayish brown SILT and CLAY, little fine to medium gravel-sized Shale, trace very fine Sand, moist, no odor.			0.00	TL	
	5												
	6												
	7												
SB25-12-02	23	2.00	1.6	0	NA	2				7.50	WS		
	25												
	35												
	60												
SB25-12-03	25	2.00	1.6	0	NA	4				7.50	WS		
	23												
	35												
	41												
75 100/.4	0.90	0.8	0	NA	6	6	Grayish brown SILT and CLAY, little fine to medium gravel-sized Shale, trace very fine Sand, wet, no odor.			7.50	WS		
													7
37 100/.2	0.70	0.6	0		8	8	Dark gray highly fissile SHALE, some interstitial brown Silt, Clay, and very fine Sand, wet, no odor.			9.90			
													9
						10				9.90			

NOTES: Monitoring Well MW25-17 was installed in this soil boring.



ENGINEERING-SCIENCE, INC.

UNITED STATES ARMY
CORPS OF ENGINEERS
Seneca Army Depot
Romulus, New York

LOG OF BORING SB25-12

PROJECT: **SEAD-25 & SEAD-26 RI/FS**
 PROJECT NO: **728059**

GROUND SURFACE ELEVATION: **742.2**
 INSPECTOR: **F. O'Loughlin**
 CHECKED BY: **P.Feschbach-Meriney**

PROJECT LOCATION: **Seneca Army Depot Activity, Romulus, NY 14541**

Sample Number	Blow Counts (# Blows per 6")	Sample Advance	Sample Recovery	VOC Screen-PID (ppm)	Rad Screen (cps)	Depth (ft.)	USCS CLASS	DESCRIPTION	Depth	Macro	Macro Lithology
								Dark gray to black SHALE.		CS	

This log is part of a report prepared by Parsons Engineering-Science, Inc. for the named project and should be read together with the report for complete interpretation. This summary applies only at the location of this boring and at the time of drilling. Subsurface conditions may differ at other locations.

NOTES: Monitoring Well MW25-17 was installed in this soil boring.








ENGINEERING-SCIENCE, INC.

UNITED STATES ARMY
 CORPS OF ENGINEERS
 Seneca Army Depot
 Romulus, New York

LOG OF BORING SB25-12

LOG OF BORING NO. SB25-13

PROJECT: SEAD-25 & SEAD-26 RI/FS	DEPTH TO WATER (ft): 8.0
PROJECT LOCATION: Seneca Army Depot Activity, Romulus, NY 14541	BORING LOCATION (N/E): 998135.0 750762.5
ASSOCIATED UNIT/AREA: SEAD-25	REFERENCE COORDINATE SYSTEM: NY STATE PLANAR
PROJECT NO: 728059	GROUND SURFACE ELEVATION (ft): 740.1
DATE STARTED: 10/07/95	DATUM: NGVD 88
DATE COMPLETED: 10/07/95	INSPECTOR: F. O'Loughlin
DRILLING CONTRACTOR: Empire Soils Investigation, Inc.	CHECKED BY: P.Feschbach-Meriney
DRILLING METHOD: Hollow Stem Auger	
SAMPLING METHOD: 3 inch Split Spoons	

Sample Number	Blow Counts (# Blows per 6")	Sample Advance	Sample Recovery	VOC Screen-PID (ppm)	Rad Screen (cps)	Depth (ft.)	USCS CLASS	This log is part of a report prepared by Parsons Engineering-Science, Inc. for the named project and should be read together with the report for complete interpretation. This summary applies only at the location of this boring and at the time of drilling. Subsurface conditions may differ at other locations.			Depth	Macro	Macro Lithology
								DESCRIPTION					
SB25-13-00	4	2.00	1.0	0	NA	1	ML	Grayish brown SILT and CLAY, little fine to medium gravel-sized Shale, trace very fine Sand, moist, no odor.			0.00	TL	
	6												
	10												
	20												
SB25-13-02	8	2.00	1.0	0	NA	2	ML				0.00	TL	
	12												
	16												
	17												
SB25-13-04	20	2.00	1.8	0	NA	4	ML				0.00	TL	
	17												
	23												
	18												
SB25-13-04	36	2.00	1.5	0	NA	6	ML				0.00	TL	
	52												
	53												
	67												
SB25-13-04	37	1.40	1.3	0	NA	8	ML	Dark gray highly fissile SHALE, some interstitial brown Silt, Clay, and very fine Sand, wet, no odor.			8.00	WS	
	60												
	100/.4												
						9		SPLIT SPOON REFUSAL AT 9.4 FEET.					
						10							

NOTES: Monitoring Well MW25-19 was installed in this soil boring.



ENGINEERING-SCIENCE, INC.

UNITED STATES ARMY
CORPS OF ENGINEERS
Seneca Army Depot
Romulus, New York

LOG OF BORING SB25-13

PROJECT: **SEAD-25 & SEAD-26 RI/FS**
 PROJECT NO: **728059**

GROUND SURFACE ELEVATION: **740.1**
 INSPECTOR: **F. O'Loughlin**
 CHECKED BY: **P.Feschbach-Meriney**

PROJECT LOCATION: **Seneca Army Depot Activity, Romulus, NY 14541**

Sample Number	Blow Counts (# Blows per 6")	Sample Advance	Sample Recovery	VOC Screen-PID (ppm)	Rad Screen (cps)	Depth (ft.)	USCS CLASS	DESCRIPTION	Depth	Macro	Macro Lithology
								This log is part of a report prepared by Parsons Engineering-Science, Inc. for the named project and should be read together with the report for complete interpretation. This summary applies only at the location of this boring and at the time of drilling. Subsurface conditions may differ at other locations.			
								AUGER REFUSAL AT 10.2 FEET. Dark gray to black SHALE.	10.20	CS	

NOTES: Monitoring Well MW25-19 was installed in this soil boring.



ENGINEERING-SCIENCE, INC.

UNITED STATES ARMY
 CORPS OF ENGINEERS
 Seneca Army Depot
 Romulus, New York

LOG OF BORING SB25-13

LOG OF BORING NO. SB25-14

PROJECT: SEAD-25 & SEAD-26 RI/FS	DEPTH TO WATER (ft): 4.0
PROJECT LOCATION: Seneca Army Depot Activity, Romulus, NY 14541	BORING LOCATION (N/E): 997974.2 750764.4
ASSOCIATED UNIT/AREA: SEAD-25	REFERENCE COORDINATE SYSTEM: NY STATE PLANAR
PROJECT NO: 728059	GROUND SURFACE ELEVATION (ft): 739.6
DATE STARTED: 10/10/95	DATUM: NGVD 88
DATE COMPLETED: 10/10/95	INSPECTOR: F. O'Loughlin
DRILLING CONTRACTOR: Empire Soils Investigation, Inc.	CHECKED BY: P.Feschbach-Meriney
DRILLING METHOD: Hollow Stem Auger	
SAMPLING METHOD: 3 inch Split Spoons	

Sample Number	Blow Counts (# Blows per 6")	Sample Advance	Sample Recovery	VOC Screen-PID (ppm)	Rad Screen (cps)	Depth (ft.)	USCS CLASS	This log is part of a report prepared by Parsons Engineering-Science, Inc. for the named project and should be read together with the report for complete interpretation. This summary applies only at the location of this boring and at the time of drilling. Subsurface conditions may differ at other locations.			
								Depth	Macro	Macro Lithology	
DESCRIPTION											
SB25 14-00 SB25 14-01	4 5 8 10	2.00	1.5	0	NA	0.00 - 1.00	ML	Grayish brown SILT and CLAY, little fine to medium gravel-sized Shale, trace very fine Sand, moist, no odor.	0.00	TL	
SB25 14-02	10 21 15 14	2.00	1.6	0	NA	1.00 - 4.00					
	23 17 35 100/.3	1.80	0.9	0	NA	4.00 - 5.50		Dark gray highly fissile SHALE, some interstitial brown Silt, Clay, and very fine Sand, dry, no odor.	4.00	WS	
						5.50 - 6.20		SPLIT SPOON REFUSAL AT 5.5 FEET.			
						6.20 - 6.20		AUGER REFUSAL AT 6.2 FEET. Dark gray to black SHALE.	6.20	CS	

NOTES: Monitoring Well MW25-15 was installed in this soil boring.



ENGINEERING-SCIENCE, INC.

UNITED STATES ARMY
CORPS OF ENGINEERS
Seneca Army Depot
Romulus, New York

LOG OF BORING SB25-14

LOG OF BORING NO. SB25-15

PROJECT: SEAD-25 & SEAD-26 RI/FS PROJECT LOCATION: Seneca Army Depot Activity, Romulus, NY 14541 ASSOCIATED UNIT/AREA: SEAD-25 PROJECT NO: 728059 DATE STARTED: 10/17/95 DATE COMPLETED: 10/17/95 DRILLING CONTRACTOR: Empire Soils Investigation, Inc. DRILLING METHOD: Hollow Stem Auger SAMPLING METHOD: 3 inch Split Spoons	DEPTH TO WATER (ft): 2.7 BORING LOCATION (N/E): 997934.2 750920.1 REFERENCE COORDINATE SYSTEM: NY STATE PLANAR GROUND SURFACE ELEVATION (ft): 740.1 DATUM: NGVD 88 INSPECTOR: F. O'Loughlin CHECKED BY: P.Feschbach-Meriney
--	--

Sample Number	Blow Counts (# Blows per 6")	Sample Advance	Sample Recovery	VOC Screen-PID (ppm)	Rad Screen (cps)	Depth (ft.)	USCS CLASS	This log is part of a report prepared by Parsons Engineering-Science, Inc. for the named project and should be read together with the report for complete interpretation. This summary applies only at the location of this boring and at the time of drilling. Subsurface conditions may differ at other locations.			Depth	Macro	Macro Lithology
								DESCRIPTION					
SB25-15-00	4	2.00	1.3	0	NA	1	ML	Grayish brown SILT and CLAY, little fine to medium gravel-sized Shale, trace very fine Sand, moist, no odor.	0.00	TL			
SB25-15-01	4					1							
SB25-15-02	6					2	ML	Dark gray highly fissile SHALE, some interstitial brown Silt, Clay, and very fine Sand, wet, no odor. SPLIT SPOON REFUSAL AT 2.9 FEET.	2.50	WS			
SB25-15-02	10	0.90	0.9	0	NA	2							
						3		Dark gray to black SHALE.	3.50	CS			

NOTES:




ENGINEERING-SCIENCE, INC.

UNITED STATES ARMY
 CORPS OF ENGINEERS
 Seneca Army Depot
 Romulus, New York

LOG OF BORING SB25-15

LOG OF BORING NO. SB25-16

PROJECT: SEAD-25 & SEAD-26 RI/FS	DEPTH TO WATER (ft): 2.5
PROJECT LOCATION: Seneca Army Depot Activity, Romulus, NY 14541	BORING LOCATION (N/E): 997964.3 751106.4
ASSOCIATED UNIT/AREA: SEAD-25	REFERENCE COORDINATE SYSTEM: NY STATE PLANAR
PROJECT NO: 728059	GROUND SURFACE ELEVATION (ft): 740.2
DATE STARTED: 10/23/95	DATUM: NGVD 88
DATE COMPLETED: 10/23/95	INSPECTOR: F. O'Loughlin
DRILLING CONTRACTOR: Empire Soils Investigation, Inc.	CHECKED BY: P.Feschbach-Meriney
DRILLING METHOD: Hollow Stem Auger	
SAMPLING METHOD: 3 inch Split Spoons	

Sample Number	Blow Counts (# Blows per 6")	Sample Advance	Sample Recovery	VOC Screen-PID (ppm)	Rad Screen (cps)	Depth (ft.)	USCS CLASS	This log is part of a report prepared by Parsons Engineering-Science, Inc. for the named project and should be read together with the report for complete interpretation. This summary applies only at the location of this boring and at the time of drilling. Subsurface conditions may differ at other locations.	Depth	Macro	Macro Lithology
								DESCRIPTION			
SB25-16-00	8	2.00	1.2	0	NA	1	ML	Grayish brown SILT and CLAY, little fine to medium gravel-sized Shale, trace very fine Sand, moist, no odor.	0.00	TL	
SB25-16-01	6										
SB25-16-01	6					2					
SB25-16-01	7					2.7					
SB25-16-02	26	0.90	0.9	0	NA	3		Dark gray highly fissile SHALE, some interstitial brown Silt, Clay, and very fine Sand, dry, no odor. SPLIT SPOON REFUSAL AT 2.9 FEET.	2.70	WS	
	100/4					4		AUGER REFUSAL AT 4.0 FEET. Dark gray to black SHALE.	4.00	CS	

NOTES:



ENGINEERING-SCIENCE, INC.

UNITED STATES ARMY
CORPS OF ENGINEERS
Seneca Army Depot
Romulus, New York

LOG OF BORING SB25-16

LOG OF BORING NO. MW25-1

PROJECT: SEAD-25 & SEAD-26 RI/FS	DEPTH TO WATER (ft): NA
PROJECT LOCATION: Seneca Army Depot Activity, Romulus, NY 14541	BORING LOCATION (N/E): 998032.1 751123.1
ASSOCIATED UNIT/AREA: SEAD-25	REFERENCE COORDINATE SYSTEM: NY STATE PLANAR
PROJECT NO: 728059	GROUND SURFACE ELEVATION (ft): 740.3
DATE STARTED: 12/03/93	DATUM: NGVD 88
DATE COMPLETED: 12/03/93	INSPECTOR: E. Schacht
DRILLING CONTRACTOR: Empire Soils Investigation, Inc.	CHECKED BY: P.Feschbach-Meriney
DRILLING METHOD: Hollow Stem Auger	
SAMPLING METHOD: 3 inch Split Spoons	

Sample Number	Blow Counts (# Blows per 6")	Sample Advance	Sample Recovery	VOC Screen-PID (ppm)	Rad Screen (cps)	Depth (ft.)	USCS CLASS	This log is part of a report prepared by Parsons Engineering-Science, Inc. for the named project and should be read together with the report for complete interpretation. This summary applies only at the location of this boring and at the time of drilling. Subsurface conditions may differ at other locations.			Depth	Macro	Macro Lithology
								DESCRIPTION					
SB25 -6.1	5 15 17 15	2.00	2.0	0.7	NA	1 1.1	ML	Brown SILT, some Clay, little fine gravel-sized Shale, moist, no odor.			0.00	FL	
	SC						Brown fine SAND, little Silt, little sand-sized Shale fragments, moist, no odor.						
SB25 -6.2	19 19 32 85	2.00	1.9	0.7	NA	2 3 4 4.0		Dark gray highly fissile SHALE, some interstitial brown Silt, Clay, and very fine Sand, wet, no odor. SPLIT SPOON REFUSAL AT 4.3 FEET.			4.00	WS	
							AUGER REFUSAL AT 5.0 FEET. Dark gray to black SHALE.						
	100/3	0.30	0.3		NA	5					5.00	CS	

NOTES: The soil boring information was obtained from SB25-6.



PARSONS

ENGINEERING-SCIENCE, INC.

UNITED STATES ARMY
CORPS OF ENGINEERS
Seneca Army Depot
Romulus, New York

LOG OF BORING MW25-1

LOG OF BORING NO. MW25-2

PROJECT: SEAD-25 & SEAD-26 RI/FS PROJECT LOCATION: Seneca Army Depot Activity, Romulus, NY 14541 ASSOCIATED UNIT/AREA: SEAD-25 PROJECT NO: 728059 DATE STARTED: 11/07/93 DATE COMPLETED: 11/07/93 DRILLING CONTRACTOR: Empire Soils Investigation, Inc. DRILLING METHOD: Hollow Stem Auger SAMPLING METHOD: 3 inch Split Spoons	DEPTH TO WATER (ft): NA BORING LOCATION (N/E): 998023.1 750973.4 REFERENCE COORDINATE SYSTEM: NY STATE PLANAR GROUND SURFACE ELEVATION (ft): 743.8 DATUM: NGVD 88 INSPECTOR: E. Schacht CHECKED BY: P.Feschbach-Meriney
--	--

Sample Number	Blow Counts (# Blows per 6")	Sample Advance	Sample Recovery	VOC Screen-PID (ppm)	Rad Screen (cps)	Depth (ft.)	USCS CLASS	DESCRIPTION	Depth	Macro	Macro Lithology
								This log is part of a report prepared by Parsons Engineering-Science, Inc. for the named project and should be read together with the report for complete interpretation. This summary applies only at the location of this boring and at the time of drilling. Subsurface conditions may differ at other locations.			
	18 12 11 7	2.00	1.8	0	NA	1	ML	Olive gray SILT and CLAY, little fine to medium gravel-sized Shale, trace very fine Sand, moist, no odor.	0.00	TL	TL
	10 8 9 20	2.00	1.6	63	NA	2					TL
	20 18 100/.3	1.30	1.3	280	NA	4					TL
						5.0					TL
								Dark gray highly fissile SHALE, some interstitial brown Silt, Clay, and very fine Sand, moist. SPLIT SPOON REFUSAL AT 5.3 FEET.	5.00	WS	WS
								Dark gray to black SHALE. AUGERED TO 8.5 FEET.	5.50	CS	CS
	100/.1										CS

NOTES:




ENGINEERING-SCIENCE, INC.

UNITED STATES ARMY
CORPS OF ENGINEERS
Seneca Army Depot
Romulus, New York

LOG OF BORING MW25-2

LOG OF BORING NO. MW25-3

PROJECT: SEAD-25 & SEAD-26 RI/FS	DEPTH TO WATER (ft): NA
PROJECT LOCATION: Seneca Army Depot Activity, Romulus, NY 14541	BORING LOCATION (N/E): 998078.3 750926.3
ASSOCIATED UNIT/AREA: SEAD-25	REFERENCE COORDINATE SYSTEM: NY STATE PLANAR
PROJECT NO: 728059	GROUND SURFACE ELEVATION (ft): 743.3
DATE STARTED: 11/07/93	DATUM: NGVD 88
DATE COMPLETED: 11/07/93	INSPECTOR: E. Schacht
DRILLING CONTRACTOR: Empire Soils Investigation, Inc.	CHECKED BY: P.Feschbach-Meriney
DRILLING METHOD: Hollow Stem Auger	
SAMPLING METHOD: 3 inch SplitSpoons	

Sample Number	Blow Counts (# Blows per 6")	Sample Advance	Sample Recovery	VOC Screen-PID (ppm)	Rad Screen (cps)	Depth (ft.)	USCS CLASS	DESCRIPTION	Depth	Macro	Macro Lithology
								This log is part of a report prepared by Parsons Engineering-Science, Inc. for the named project and should be read together with the report for complete interpretation. This summary applies only at the location of this boring and at the time of drilling. Subsurface conditions may differ at other locations.			
								DESCRIPTION			
	10 11 12 12	2.00	1.5	0	NA	0.00 - 1.00	ML	Grayish brown SILT and CLAY, little fine to medium gravel-sized Shale, trace very fine Sand, moist, no odor.	0.00	TL	
	21 16 20 100/.4	2.00	1.0	0	NA	1.00 - 3.50		Dark gray highly fissile SHALE, some interstitial brown Silt, Clay, and very fine Sand. SPLIT SPOON REFUSAL AT 3.9 FEET.	3.50	WS	
						3.50 - 5.00		Dark gray to black SHALE. AUGER REFUSAL AT 6.5 FEET.	5.00	CS	

NOTES:



ENGINEERING-SCIENCE, INC.

UNITED STATES ARMY
CORPS OF ENGINEERS
Seneca Army Depot
Romulus, New York

LOG OF BORING MW25-3

LOG OF BORING NO. MW25-4D

PROJECT: SEAD-25 & SEAD-26 RI/FS	DEPTH TO WATER (ft): NA
PROJECT LOCATION: Seneca Army Depot Activity, Romulus, NY 14541	BORING LOCATION (N/E): 998022.1 750983.2
ASSOCIATED UNIT/AREA: SEAD-25	REFERENCE COORDINATE SYSTEM: NY STATE PLANAR
PROJECT NO: 728059	GROUND SURFACE ELEVATION (ft): 743.8
DATE STARTED: 10/31/95	DATUM: NGVD 88
DATE COMPLETED: 10/31/95	INSPECTOR: F. O'Loughlin
DRILLING CONTRACTOR: Empire Soils Investigation, Inc.	CHECKED BY: P.Feschbach-Meriney
DRILLING METHOD: Rock Coring	
SAMPLING METHOD: 3.79 inch diameter HQ bit	

Sample Number	Blow Counts (# Blows per 6")	Sample Advance	Sample Recovery	VOC Screen-PID (ppm)	Rad Screen (cps)	Depth (ft.)	USCS CLASS	DESCRIPTION	Depth	Macro	Macro Lithology
								This log is part of a report prepared by Parsons Engineering-Science, Inc. for the named project and should be read together with the report for complete interpretation. This summary applies only at the location of this boring and at the time of drilling. Subsurface conditions may differ at other locations.			
	18 12 11 7	2.00	1.8	0	NA	1	ML	Olive gray SILT and CLAY, little fine to medium gravel-sized Shale, trace very fine Sand, moist, no odor.	0.00	TL	
	10 8 9 20	2.00	1.6	63	NA	2					
	20 18 100/.3	1.30	1.3	280	NA	4					
						5		Dark gray highly fissile SHALE, some interstitial brown Silt, Clay, and very fine Sand, moist. SPLIT SPOON REFUSAL AT 5.3 FEET.	5.00	WS	
	100/.1							Dark gray to black SHALE. AUGERED TO 8.5 FEET.	5.50	CS	

NOTES: The soil boring information was obtained from MW25-2.



ENGINEERING-SCIENCE, INC.

UNITED STATES ARMY
CORPS OF ENGINEERS
Seneca Army Depot
Romulus, New York

LOG OF BORING MW25-4D

CORE BORING REPORT

PARSONS ENGINEERING-SCIENCE, INC.				CLIENT: USACOE		BORING #: MW25-4D	
PROJECT: <u>RI FIELD INVESTIGATION</u>				DATE CORING STARTED: <u>10/31/95</u>		DATE CORING COMPLETED: <u>10/31/95</u>	
SWMU # (AREA): <u>SEAD-25</u>				CONTRACTOR: <u>Empire Soils Investigation</u>		DRILLER: <u>J. Warner</u>	
SOP NO.:				GEOLOGIST: <u>F. O'Loughlin</u>		CHECKED BY: <u>PFM</u>	
MONITORING				COMMENTS: No water loss observed during coring.			
INTRUMENT	INTERVAL	BACKGROUND	TIME				
OVM	8.8' - 23.8'	0.0 ppm	0800				
Miniram	8.8' - 23.8'	0.0 cpm	0800				
CORE EQUIPMENT				BARREL LENGTH (ft):			
TYPE	SERIES	RANGE	O.D.	I.D.	DATE CHECKED: <u>02/05/96</u>		
DTWL	HQ	8.8' - 23.8'	3.79"	2"			
				BEDROCK/ CORE DESCRIPTIONS AND REMARKS (color, major modifiers, rock type, minor components, bedding or foliation, strike of joints/fractures relative to foliation, weathering on fractures, etc.)			
DEPTH FEET	RUN # RANGE FEET	CORE RECOVERY FEET	MON. DATA	RQD %	SCHEMATIC STRATA/ FRACTURES	ANGLES DIP/STRIKE (BD,FL-JNT,FC)	
8.8	#1 (8.8'-13.8')	4.7'	BGD	38%		0-80 fractures	8.8' - 13.8' Dark Gray SHALE, fractured (predominantly along bedding planes), trace fossils, slight weathering, iron staining, clay between fractures.
13.8	#2 (13.8'-18.8')	5'	BGD	66%		0-85 fractures	13.8' - 18.8' Dark Gray SHALE, fractured (predominantly along bedding planes).
18.8	#3 (18.8'-23.8')	5'	BGD	66%		0-50 fractures	18.8' - 22.7' Dark Gray SHALE, fractured (predominantly along bedding planes), some fossils. 22.7' - 23.1' Gray LIMESTONE, some Shale. 23.1' - 23.8' Dark gray SHALE, fractured (predominantly along bedding planes), weathered.
23.8							Coring terminated at 23.8'
INVESTIGATION DERIVED WASTE :							
		From augering and air drilling			From coring		
DATE	10/9/95			10/31/95			
SOIL AMOUNT (fraction of drum)	1 drum-full			1.5 drums coring water, 3/4 drum bentonite/H2O			
DRUM #,							
LOCATION							

LOG OF BORING NO. MW25-5D

PROJECT: SEAD-25 & SEAD-26 RI/FS	DEPTH TO WATER (ft): NA
PROJECT LOCATION: Seneca Army Depot Activity, Romulus, NY 14541	BORING LOCATION (N/E): 998080.2 750937.0
ASSOCIATED UNIT/AREA: SEAD-25	REFERENCE COORDINATE SYSTEM: NY STATE PLANAR
PROJECT NO: 728059	GROUND SURFACE ELEVATION (ft): 743.4
DATE STARTED: 10/30/95	DATUM: NGVD 88
DATE COMPLETED: 10/30/95	INSPECTOR: F. O'Loughlin
DRILLING CONTRACTOR: Empire Soils Investigation, Inc.	CHECKED BY: P.Feschbach-Meriney
DRILLING METHOD: Rock Coring	
SAMPLING METHOD: 3.79 inch diameter HQ bit	

Sample Number	Blow Counts (# Blows per 6")	Sample Advance	Sample Recovery	VOC Screen-PID (ppm)	Rad Screen (cps)	Depth (ft.)	USCS CLASS	DESCRIPTION	Depth	Macro	Macro Lithology
This log is part of a report prepared by Parsons Engineering-Science, Inc. for the named project and should be read together with the report for complete interpretation. This summary applies only at the location of this boring and at the time of drilling. Subsurface conditions may differ at other locations.											
10 11 12 12		2.00	1.5	0	NA	1	ML	Grayish brown SILT and CLAY, little fine to medium gravel-sized Shale, trace very fine Sand, moist, no odor.	0.00	TL	TL
21 16 20 100/4		2.00	1.0	0	NA	2 3 3.5	ML	Dark gray highly fissile SHALE, some interstitial brown Silt, Clay, and very fine Sand. SPLIT SPOON REFUSAL AT 3.9 FEET.	3.50	WS	
						5		Dark gray to black SHALE. AUGER REFUSAL AT 6.5 FEET.	5.00	CS	

NOTES: The soil boring information was obtained from MW25-3.



ENGINEERING-SCIENCE, INC.

UNITED STATES ARMY
CORPS OF ENGINEERS
Seneca Army Depot
Romulus, New York

LOG OF BORING MW25-5D

CORE BORING REPORT

PARSONS ENGINEERING-SCIENCE, INC.	CLIENT: USACOE	BORING #: MW25-5D
PROJECT: RI FIELD INVESTIGATION		DATE CORING STARTED: 10/30/95
SWMU # (AREA): SEAD-25		DATE CORING COMPLETED: 10/30/95
SOP NO.:		CONTRACTOR: Empire Soils Investigations

MONITORING			
INTRUMENT	INTERVAL	BACKGROUND	TIME
OVM	7 - 22'	0.0 ppm	0820
Miniram	7 - 22'	0.0 cpm	0820

COMMENTS:
No water loss observed during coring.

DRILLER: J. Warner
INSPECTOR: F. O'Loughlin
GEOLOGIST: F. O'Loughlin
CHECKED BY: PFM
DATE CHECKED: 02/05/96
TOTAL FOOTAGE CORED: 15'
OVERBURDEN THICKNESS: 4'
GALLONS OF WATER USED: 80 gallons

CORE EQUIPMENT					
				BARREL LENGTH (ft):	5.0
TYPE	SERIES	RANGE	O.D.	I.D.	
DTWL	HQ	7 - 22'	3.79"	2"	

DEPTH FEET	RUN # RANGE FEET	CORE RECOVERY FEET	MON. DATA	RQD %	SCHEMATIC STRATA/ FRACTURES	ANGLES DIP/STRIKE (BD,FL,INT,FC)	BEDROCK/ CORE DESCRIPTIONS AND REMARKS (color, major modifiers, rock type, minor components, bedding or foliation, strike of joints/fractures relative to foliation, weathering on fractures, etc.)
7	#1 (7-12)	5'	BGD	0%		0-80	7' - 12' Dark Gray SHALE, fractured (predominantly along bedding planes), clay filled fractures, some fossils, iron staining, clay and trace mineralization.
12							
	#2 (12'-17)	5'	BGD	12%		0-60 fractures	12' - 17' Dark Gray SHALE, fractured (predominantly along bedding planes), some fossils, slightly weathered.
17							
	#3 (17-22)	4.7'	BGD	52%		0-80 fractures	17' - 21.3' Dark Gray SHALE, fractured (predominantly along bedding planes), some fossils, clay and silt filled fractures, slightly weathered.
22							21.3' - 22' Gray to Dark gray LIMESTONE, fractured, some fossils, slightly weathered.
							Coring terminated at 22'

INVESTIGATION DERIVED WASTE : DATE SOIL AMOUNT (fraction of drum) DRUM #, LOCATION	From augering and air drilling	From coring
	10/22/95	10/30/95
	1 drum-full	2 full drums coring water, 3/4 drum bentonite/H2O

LOG OF BORING NO. MW25-6

PROJECT: SEAD-25 & SEAD-26 RI/FS	DEPTH TO WATER (ft): 8.5
PROJECT LOCATION: Seneca Army Depot Activity, Romulus, NY 14541	BORING LOCATION (N/E): 998276.8 751006.2
ASSOCIATED UNIT/AREA: SEAD-25	REFERENCE COORDINATE SYSTEM: NY STATE PLANAR
PROJECT NO: 728059	GROUND SURFACE ELEVATION (ft): 742.2
DATE STARTED: 09/25/95	DATUM: NGVD 88
DATE COMPLETED: 09/26/95	INSPECTOR: F. O'Loughlin
DRILLING CONTRACTOR: Empire Soils Investigation, Inc.	CHECKED BY: P.Feschbach-Meriney
DRILLING METHOD: Hollow Stem Auger	
SAMPLING METHOD: 3 inch Split Spoons	

Sample Number	Blow Counts (# Blows per 6")	Sample Advance	Sample Recovery	VOC Screen-PID (ppm)	Rad Screen (cps)	Depth (ft.)	USCS CLASS	This log is part of a report prepared by Parsons Engineering-Science, Inc. for the named project and should be read together with the report for complete interpretation. This summary applies only at the location of this boring and at the time of drilling. Subsurface conditions may differ at other locations.	Depth	Macro	Macro Lithology
								DESCRIPTION			
SB25-7-00 8	3	2.00	1.3	0	NA	1	ML	Grayish brown SILT and CLAY, little fine to medium gravel-sized Shale, trace very fine Sand, dry, no odor.	0.00	TL	
SB25-7-01 12 17						1					
22 23 37	2.00	1.4	0	NA	2	ML	Grayish brown SILT and CLAY, little fine to medium gravel-sized Shale, trace very fine Sand, moist, no odor.				
					3						
					4						
SB25-7-03 33 32 37 34	2.00	1.5	0	NA	5	ML	Grayish brown SILT and CLAY, little fine to medium gravel-sized Shale, trace very fine Sand, wet, no odor.				
					6						
					7						
SB25-7-04 38 43 39 43	2.00	1.9	0	NA	8	ML	Grayish brown SILT and CLAY, little fine to medium gravel-sized Shale, trace very fine Sand, wet, no odor.				
					9						
25 100/.3	0.80	0.8	0	NA	10	ML				10.00	

NOTES: The soil boring information was obtained from SB25-7.



ENGINEERING-SCIENCE, INC.

UNITED STATES ARMY
CORPS OF ENGINEERS
Seneca Army Depot
Romulus, New York

LOG OF BORING MW25-6

Sample Number	Blow Counts (# Blows per 6")	Sample Advance	Sample Recovery	VOC Screen-PID (ppm)	Rad Screen (cps)	Depth (ft.)	USCS CLASS	This log is part of a report prepared by Parsons Engineering-Science, Inc. for the named project and should be read together with the report for complete interpretation. This summary applies only at the location of this boring and at the time of drilling. Subsurface conditions may differ at other locations.		
								Depth	Macro	Macro Lithology
								DESCRIPTION		
	55 93 100/.3	1.30	1.3	0	NA	11 12		Dark gray highly fissile SHALE, some interstitial brown Silt, Clay, and very fine Sand, wet, no odor.		
								SPLIT SPOON REFUSAL AT 8.8 FEET AND 11.3 FEET.		
								AUGER REFUSAL AT 12.2 FEET. Dark gray to black SHALE.		

NOTES: The soil boring information was obtained from SB25-7.



ENGINEERING-SCIENCE, INC.

UNITED STATES ARMY
 CORPS OF ENGINEERS
 Seneca Army Depot
 Romulus, New York

LOG OF BORING MW25-6

LOG OF BORING NO. MW25-7D

PROJECT: SEAD-25 & SEAD-26 RI/FS	DEPTH TO WATER (ft): NA
PROJECT LOCATION: Seneca Army Depot Activity, Romulus, NY 14541	BORING LOCATION (N/E): 998277.7 751015.9
ASSOCIATED UNIT/AREA: SEAD-25	REFERENCE COORDINATE SYSTEM: NY STATE PLANAR
PROJECT NO: 728059	GROUND SURFACE ELEVATION (ft): 742.2
DATE STARTED: 10/24/95	DATUM: NGVD 88
DATE COMPLETED: 10/24/95	INSPECTOR: F. O'Loughlin
DRILLING CONTRACTOR: Empire Soils Investigation, Inc.	CHECKED BY: P.Feschbach-Meriney
DRILLING METHOD: Rock Coring	
SAMPLING METHOD: 3.79 inch diameter HQ bit	

Sample Number	Blow Counts (# Blows per 6")	Sample Advance	Sample Recovery	VOC Screen-PID (ppm)	Rad Screen (cps)	Depth (ft.)	USCS CLASS	This log is part of a report prepared by Parsons Engineering-Science, Inc. for the named project and should be read together with the report for complete interpretation. This summary applies only at the location of this boring and at the time of drilling. Subsurface conditions may differ at other locations.	Depth	Macro	Macro Lithology
								DESCRIPTION			
SB25-7-00 3 8		2.00	1.3	0	NA		ML	Grayish brown SILT and CLAY, little fine to medium gravel-sized Shale, trace very fine Sand, dry, no odor.	0.00	TL	
SB25-7-01 12 17						1					
						2					
		2.00	1.4	0	NA	3					
						4					
SB25-7-03 33 32 37 34		2.00	1.5	0	NA	5					
						6					
SB25-7-04 38 43 39 43		2.00	1.9	0	NA	7					
						8					
		0.80	0.8	0	NA	9					
	25 100/.3					10					
						10.0			10.00		

NOTES: The soil boring information was obtained from SB25-7.



ENGINEERING-SCIENCE, INC.

UNITED STATES ARMY
CORPS OF ENGINEERS
Seneca Army Depot
Romulus, New York

LOG OF BORING MW25-7D

PROJECT: SEAD-25 & SEAD-26 RI/FS

GROUND SURFACE ELEVATION: 742.2

PROJECT NO: 728059

INSPECTOR: F. O'Loughlin

PROJECT LOCATION: Seneca Army Depot Activity, Romulus, NY 14541

CHECKED BY: P.Feschbach-Meriney

Sample Number	Blow Counts (# Blows per 6")	Sample Advance	Sample Recovery	VOC Screen-PID (ppm)	Rad Screen (cps)	Depth (ft.)	USCS CLASS	This log is part of a report prepared by Parsons Engineering-Science, Inc. for the named project and should be read together with the report for complete interpretation. This summary applies only at the location of this boring and at the time of drilling. Subsurface conditions may differ at other locations.			
								Depth	Macro	Macro Lithology	
DESCRIPTION											
55 93 100/3		1.30	1.3	0	NA	11 12		Dark gray highly fissile SHALE, some interstitial brown Silt, Clay, and very fine Sand, wet, no odor.		WS	
								SPLIT SPOON REFUSAL AT 8.8 FEET AND 11.3 FEET.	12.20		
								AUGER REFUSAL AT 12.2 FEET. Dark gray to black SHALE.		CS	

NOTES: The soil boring information was obtained from SB25-7.



ENGINEERING-SCIENCE, INC.

UNITED STATES ARMY
CORPS OF ENGINEERS
Seneca Army Depot
Romulus, New York

LOG OF BORING MW25-7D

Sheet 2 of 2

CORE BORING REPORT

PARSONS ENGINEERING-SCIENCE, INC.				CLIENT: USACOE				BORING #: MW25-7D					
PROJECT: <u>RI FIELD INVESTIGATION</u> SWMU # (AREA): <u>SEAD-25</u> SOP NO.: _____								DATE CORING STARTED: <u>10/24/95</u> DATE CORING COMPLETED: <u>10/24/95</u> CONTRACTOR: <u>Empire Soils Investigations</u> DRILLER: <u>S. Breeds</u> INSPECTOR: <u>F. O'Loughlin</u> GEOLOGIST: <u>F.O.</u> CHECKED BY: <u>PFM</u> DATE CHECKED: <u>2/5/96</u> TOTAL FOOTAGE CORED: <u>15'</u> OVERBURDEN THICKNESS: <u>9'</u> GALLONS OF WATER USED: <u>80 gals.</u>					
MONITORING								COMMENTS: No water loss observed during coring.					
INTRUMENT	INTERVAL	BACKGROUND	TIME										
OVM	15.5' - 30.5'	0.0 ppm	0955										
Miniram	15.5' - 30.5'	0.0 cpm	0955										
CORE EQUIPMENT								BEDROCK/ CORE DESCRIPTIONS AND REMARKS (color, major modifiers, rock type, minor components, bedding or foliation, strike of joints/fractures relative to foliation, weathering on fractures, etc.)					
						BARREL LENGTH (ft): 5.0'							
TYPE	SERIES	RANGE	O.D.	I.D.									
DTWL	HQ	15.5' - 30.5'	3.79"	2"									
DEPTH FEET	RUN # RANGE FEET	CORE RECOVERY FEET	MON. DATA	RQD %	SCHEMATIC STRATA/ FRACTURES	ANGLES DIP/STRIKE (BD, PL, INT, FC)							
15.5	#1 (15.5'-20.5')	4.7'	BGD	88%		0-30 fractures	15.5' - 20.2' Dark Gray SHALE, fractured (predominantly along bedding planes), trace fossils.						
20.5	#2 (20.5'-25.5')	4.8'	BGD	80%		0-45 fractures	20.5' - 25.3' Dark Gray SHALE, fractured (predominantly along bedding planes), trace fossils.						
22.5	#3 (25.5'-30.5')	5'	BGD	92%		5-90 fractures	25.5' - 30.5' Dark Gray SHALE, fractured (predominantly along bedding planes), trace fossils.						
30.5							Coring terminated at 30.5'.						
INVESTIGATION DERIVED WASTE :							From augering and air rotary before corin	From coring					
DATE							10/08/95	10/24/95					
SOIL AMOUNT (fraction of drum)							1 drum-full	1.5 drums coring water, 1.0 drum of bentonite/H2O					
DRUM #,													
LOCATION													

LOG OF BORING NO. MW25-11

PROJECT: SEAD-25 & SEAD-26 RI/FS PROJECT LOCATION: Seneca Army Depot Activity, Romulus, NY 14541 ASSOCIATED UNIT/AREA: SEAD-25 PROJECT NO: 728059 DATE STARTED: 10/11/95 DATE COMPLETED: 10/11/95 DRILLING CONTRACTOR: Empire Soils Investigation, Inc. DRILLING METHOD: Hollow Stem Auger SAMPLING METHOD: 3 inch Split Spoons	DEPTH TO WATER (ft): 4.0 BORING LOCATION (N/E): 997865.7 750956.7 REFERENCE COORDINATE SYSTEM: NY STATE PLANAR GROUND SURFACE ELEVATION (ft): 738.7 DATUM: NGVD 88 INSPECTOR: F. O'Loughlin CHECKED BY: P.Feschbach-Meriney
--	--

Sample Number	Blow Counts (# Blows per 6")	Sample Advance	Sample Recovery	VOC Screen-PID (ppm)	Rad Screen (cps)	Depth (ft.)	USCS CLASS	DESCRIPTION	Depth	Macro	Macro Lithology
This log is part of a report prepared by Parsons Engineering-Science, Inc. for the named project and should be read together with the report for complete interpretation. This summary applies only at the location of this boring and at the time of drilling. Subsurface conditions may differ at other locations.											
	8 8 9 8	2.00	1.35	0	NA	1	ML	Grayish brown SILT and CLAY, little fine to medium gravel-sized Shale, trace very fine Sand, moist, no odor.	0.00	TL	
	10 21 35 37	2.00	1.5	0	NA	2					
	27 35 100/3	1.30	0.9	0	NA	4		Grayish brown SILT and CLAY, little fine to medium gravel-sized Shale, trace very fine Sand, wet, no odor.			
						5.0		Dark gray highly fissile SHALE, some interstitial brown Silt, Clay, and very fine Sand, wet, no odor. SPLIT SPOON REFUSAL AT 5.3 FEET.	5.00	WS	
								AUGER REFUSAL AT 5.7 FEET. Dark gray to black SHALE.	5.70	CS	

NOTES:



ENGINEERING-SCIENCE, INC.

UNITED STATES ARMY
CORPS OF ENGINEERS
Seneca Army Depot
Romulus, New York

LOG OF BORING MW25-11

LOG OF BORING NO. MW25-12D

PROJECT:	SEAD-25 & SEAD-26 RI/FS	DEPTH TO WATER (ft):	NA
PROJECT LOCATION:	Seneca Army Depot Activity, Romulus, NY 14541	BORING LOCATION (N/E):	997866.1 750967.3
ASSOCIATED UNIT/AREA:	SEAD-25	REFERENCE COORDINATE SYSTEM:	NY STATE PLANAR
PROJECT NO:	728059	GROUND SURFACE ELEVATION (ft):	738.9
DATE STARTED:	11/01/95	DATUM:	NGVD 88
DATE COMPLETED:	11/01/95	INSPECTOR:	F. O'Loughlin
DRILLING CONTRACTOR:	Empire Soils Investigation, Inc.	CHECKED BY:	P.Feschbach-Meriney
DRILLING METHOD:	Rock Coring		
SAMPLING METHOD:	3.79 inch diameter HQ bit		

Sample Number	Blow Counts (# Blows per 6")	Sample Advance	Sample Recovery	VOC Screen-PID (ppm)	Rad Screen (cps)	Depth (ft.)	USCS CLASS	This log is part of a report prepared by Parsons Engineering-Science, Inc. for the named project and should be read together with the report for complete interpretation. This summary applies only at the location of this boring and at the time of drilling. Subsurface conditions may differ at other locations.			
								Depth	Macro	Macro Lithology	
DESCRIPTION											
8 8 9 8		2.00	1.35	0	NA	1	ML	Grayish brown SILT and CLAY, little fine to medium gravel-sized Shale, trace very fine Sand, moist, no odor.	0.00	TL	
10 21 35 37		2.00	1.5	0	NA	2					
27 35 100/.3		1.30	0.9	0	NA	4		Grayish brown SILT and CLAY, little fine to medium gravel-sized Shale, trace very fine Sand, wet, no odor.			
						5.0		Dark gray highly fissile SHALE, some interstitial brown Silt, Clay, and very fine Sand, wet, no odor. SPLIT SPOON REFUSAL AT 5.3 FEET.	5.00	WS	
								AUGER REFUSAL AT 5.7 FEET. Dark gray to black SHALE.	5.70	CS	

NOTES: The soil boring information was obtained from MW25-11.



ENGINEERING-SCIENCE, INC.

UNITED STATES ARMY
CORPS OF ENGINEERS
Seneca Army Depot
Romulus, New York

LOG OF BORING MW25-12D

CORE BORING REPORT

PARSONS ENGINEERING-SCIENCE, INC.				CLIENT: USACOE		BORING #: MW-25-12D	
PROJECT: <u>RI FIELD INVESTIGATION</u>				DATE CORING STARTED: <u>11/1/95</u>		DATE CORING COMPLETED: <u>11/1/95</u>	
SWMU # (AREA): <u>SEAD-25</u>				CONTRACTOR: <u>Empire Soils Investigations</u>		DRILLER: <u>J. Warner</u>	
SOP NO.:				INSPECTOR: <u>F. O'Loughlin</u>		GEOLOGIST: <u>F.O.</u>	
MONITORING				COMMENTS: No water loss observed during coring		CHECKED BY: <u>PFM</u>	
INTRUMENT	INTERVAL	BACKGROUND	TIME			DATE CHECKED: <u>2/5/96</u>	
OVM	9.6'-24.6'	0.0 ppm	0840			TOTAL FOOTAGE CORED: <u>15'</u>	
Miniram	9.6'-24.6'	0.0 ppm	0840			OVERBURDEN THICKNESS: <u>5'</u>	
CORE EQUIPMENT				BARREL LENGTH (ft): <u>5.0</u>		GALLONS OF WATER USED: <u>80 gallons</u>	
TYPE	SERIES	RANGE	O.D.	I.D.		BEDROCK/ CORE DESCRIPTIONS AND REMARKS (color, major modifiers, rock type, minor components, bedding or foliation, strike of joints/fractures relative to foliation, weathering on fractures, etc.)	
DTWL	HQ	9.6'-24.6'	3.79"	2"			
DEPTH FEET	RUN # RANGE FEET	CORE RECOVERY FEET	MON. DATA	RQD %	SCHEMATIC STRATA/ FRACTURES	ANGLES DIP/STRIKE (BD,FL,DNT,FC)	BEDROCK/ CORE DESCRIPTIONS AND REMARKS
9.6'	#1 (9.6'-14.6')	4.4'	BGD	48%		0-70 fractures	9.6'-14.6' - Dark gray SHALE, fractured (predominantly along bedding planes), some fossils, slightly weathered.
14.6'	#2 (14.6'-19.6')	5'	BGD	60%		0-45 fractures	14.6'-19.6' - Dark gray SHALE, fractured (predominantly along bedding planes), some fossils, trace weathering.
19.6'	#3 (19.6'-24.6')	5'	BGD	74%		0-85 fractures	19.6'-23.7' - Dark gray SHALE, fractured, some fossils, highly weathered.
24.6'						0-85 fractures	23.7'-24.2' - Gray LIMESTONE, some shale. 24.2'-24.6' - Dark gray SHALE, fractured, some fossils.
							Coring terminated at 24.6'
INVESTIGATION DERIVED WASTE :				From Augering & Air Drilling		From Coring	
DATE				10/10/95		11/1/95	
SOIL AMOUNT (fraction of drum)				3/4 Drum		2 Drums coring water	
DRUM #,						2/3 Drum bentonite/H2O	
LOCATION							

LOG OF BORING NO. MW25-13

PROJECT: SEAD-25 & SEAD-26 RI/FS	DEPTH TO WATER (ft): 2.8
PROJECT LOCATION: Seneca Army Depot Activity, Romulus, NY 14541	BORING LOCATION (N/E): 997866.5 750869.7
ASSOCIATED UNIT/AREA: SEAD-25	REFERENCE COORDINATE SYSTEM: NY STATE PLANAR
PROJECT NO: 728059	GROUND SURFACE ELEVATION (ft): 737.9
DATE STARTED: 10/11/95	DATUM: NGVD 88
DATE COMPLETED: 10/11/95	INSPECTOR: F. O'Loughlin
DRILLING CONTRACTOR: Empire Soils Investigation, Inc.	CHECKED BY: P.Feschbach-Meriney
DRILLING METHOD: Hollow Stem Auger	
SAMPLING METHOD: 3 inch Split Spoons	

Sample Number	Blow Counts (# Blows per 6")	Sample Advance	Sample Recovery	VOC Screen-PID (ppm)	Rad Screen (cps)	Depth (ft.)	USCS CLASS	DESCRIPTION	Depth	Macro	Macro Lithology
This log is part of a report prepared by Parsons Engineering-Science, Inc. for the named project and should be read together with the report for complete interpretation. This summary applies only at the location of this boring and at the time of drilling. Subsurface conditions may differ at other locations.											
								DESCRIPTION			
6 18 19 21		2.00	1.4	0	NA	1	ML	Grayish brown SILT and CLAY, little fine to medium gravel-sized Shale, trace very fine Sand, moist, no odor.	0.00	TL	TL
21 31 100/.3		1.30	1.1	0	NA	2			2.80		TL
						3		Dark gray highly fissile SHALE, some interstitial brown Silt, Clay, and very fine Sand, wet, no odor.		WS	WS
								SPLIT SPOON REFUSAL AT 3.3 FEET.	4.00		CS
								AUGER REFUSAL AT 4.0 FEET. Dark gray to black SHALE.			CS

NOTES:



ENGINEERING-SCIENCE, INC.

UNITED STATES ARMY
CORPS OF ENGINEERS
Seneca Army Depot
Romulus, New York

LOG OF BORING MW25-13

LOG OF BORING NO. MW25-14D

PROJECT: SEAD-25 & SEAD-26 RI/FS	DEPTH TO WATER (ft): NA
PROJECT LOCATION: Seneca Army Depot Activity, Romulus, NY 14541	BORING LOCATION (N/E): 997866.5 750876.2
ASSOCIATED UNIT/AREA: SEAD-25	REFERENCE COORDINATE SYSTEM: NY STATE PLANAR
PROJECT NO: 728059	GROUND SURFACE ELEVATION (ft): 738.2
DATE STARTED: 10/31/95	DATUM: NGVD 88
DATE COMPLETED: 10/31/95	INSPECTOR: F. O'Loughlin
DRILLING CONTRACTOR: Empire Soils Investigation, Inc.	CHECKED BY: P.Feschbach-Meriney
DRILLING METHOD: Rock Coring	
SAMPLING METHOD: 3.79 inch diameter HQ bit	

Sample Number	Blow Counts (# Blows per 6")	Sample Advance	Sample Recovery	VOC Screen-PID (ppm)	Rad Screen (cps)	Depth (ft.)	USCS CLASS	DESCRIPTION	Depth	Macro	Macro Lithology
								This log is part of a report prepared by Parsons Engineering-Science, Inc. for the named project and should be read together with the report for complete interpretation. This summary applies only at the location of this boring and at the time of drilling. Subsurface conditions may differ at other locations.			
	6 18 19 21	2.00	1.4	0	NA	1	ML	Grayish brown SILT and CLAY, little fine to medium gravel-sized Shale, trace very fine Sand, moist, no odor.	0.00	TL	TL
	21 31 100/3	1.30	1.1	0	NA	2 2.8			2.80		TL
						3		Dark gray highly fissile SHALE, some interstitial brown Silt, Clay, and very fine Sand, wet, no odor.		WS	WS
						3.3		SPLIT SPOON REFUSAL AT 3.3 FEET.	4.00		WS
						4.0		AUGER REFUSAL AT 4.0 FEET. Dark gray to black SHALE.		CS	CS

NOTES: The soil boring information was obtained from MW25-13.



ENGINEERING-SCIENCE, INC.

UNITED STATES ARMY
CORPS OF ENGINEERS
Seneca Army Depot
Romulus, New York

LOG OF BORING MW25-14D

CORE BORING REPORT

PARSONS ENGINEERING-SCIENCE, INC.				CLIENT: USACOE		BORING #: MW-25-14D			
PROJECT: <u>RI FIELD INVESTIGATION</u>				DATE CORING STARTED: <u>10/31/95</u>		DATE CORING COMPLETED: <u>10/31/95</u>			
SWMU # (AREA): <u>SEAD-25</u>				CONTRACTOR: <u>Empire Soils Investigations</u>		DRILLER: <u>J. Warner</u>			
SOP NO.:				GEOLOGIST: <u>F. O'Loughlin</u>		CHECKED BY: <u>PFM</u>			
MONITORING				COMMENTS: No water loss observed during coring		DATE CHECKED: <u>2/5/96</u>			
INTRUMENT	INTERVAL	BACKGROUND	TIME			TOTAL FOOTAGE CORED: <u>14.5'</u>		OVERBURDEN THICKNESS: <u>4'</u>	
OVM	9.0'-23.5'	0.1 ppm	1300			GALLONS OF WATER USED: <u>80 gallons</u>			
Miniram	9.0'-23.5'	0.0 cpm	1300						
CORE EQUIPMENT				BEDROCK/ CORE DESCRIPTIONS AND REMARKS (color, major modifiers, rock type, minor components, bedding or foliation, strike of joints/fractures relative to foliation, weathering on fractures, etc.)					
		BARREL LENGTH (ft):							
TYPE	SERIES	RANGE	O.D.	I.D.					
DTWL	HQ	9.0'-23.5'	3.79"	2"					
DEPTH FEET	RUN # RANGE FEET	CORE RECOVERY FEET	MON. DATA	RQD %	SCHEMATIC STRATA/ FRACTURES	ANGLES DIP/STRIKE (BD,FL,INT,FC)			
9'	#1 (9'-14')	4.7'	BGD	22%		0-70 fractures	9'-14' - Dark gray SHALE, fractured (predominantly along bedding planes), some fossils, slightly weathered.		
14'	#2 (14'-19')	4.8'	BGD	50%		0-70 fractures	14'-19' - Dark gray SHALE, fractured (predominantly along bedding planes).		
19'	#3 (19'-23.5')	4.5'	BGD	88%		0-45 fractures	19'-23.5' - Dark gray SHALE, fractured (predominantly along bedding planes), some fossils.		
23.5'							Coring terminated at 23.5'.		
INVESTIGATION DERIVED WASTE :				From Augering & Air Drilling		From Coring			
DATE				10/22/95		10/31/95			
SOIL AMOUNT (fraction of drum)				1 Drum - Full		1.5 water (coring) drum			
DRUM #,						3/4 Drum - bentonite/H2O			
LOCATION									

LOG OF BORING NO. MW25-15

<p>PROJECT: SEAD-25 & SEAD-26 RI/FS PROJECT LOCATION: Seneca Army Depot Activity, Romulus, NY 14541 ASSOCIATED UNIT/AREA: SEAD-25 PROJECT NO: 728059 DATE STARTED: 10/10/95 DATE COMPLETED: 10/10/95 DRILLING CONTRACTOR: Empire Soils Investigation, Inc. DRILLING METHOD: Hollow Stem Auger SAMPLING METHOD: 3 inch Split Spoons</p>	<p>DEPTH TO WATER (ft): 4.0 BORING LOCATION (N/E): 997974.2 750764.4 REFERENCE COORDINATE SYSTEM: NY STATE PLANAR GROUND SURFACE ELEVATION (ft): 739.6 DATUM: NGVD 88 INSPECTOR: F. O'Loughlin CHECKED BY: P.Feschbach-Meriney</p>
---	---

Sample Number	Blow Counts (# Blows per 6")	Sample Advance	Sample Recovery	VOC Screen-PID (ppm)	Rad Screen (cps)	Depth (ft.)	USCS CLASS	DESCRIPTION	Depth	Macro	Macro Lithology
This log is part of a report prepared by Parsons Engineering-Science, Inc. for the named project and should be read together with the report for complete interpretation. This summary applies only at the location of this boring and at the time of drilling. Subsurface conditions may differ at other locations.											
SB25-14-00	4	2.00	1.5	0	NA		ML	Grayish brown SILT and CLAY, little fine to medium gravel-sized Shale, trace very fine Sand, moist, no odor.	0.00	TL	
SB25-14-01	5					1					
SB25-14-02	8							Dark gray highly fissile SHALE, some interstitial brown Silt, Clay, and very fine Sand, dry, no odor.	4.00	WS	
SB25-14-02	10	2.00	1.6	0	NA	2					
	15					3					
	14					4					
	23	1.80	0.9	0	NA	4		SPLIT SPOON REFUSAL AT 5.5 FEET.			
	17					5					
	35					6					
	100/.3							AUGER REFUSAL AT 6.2 FEET.	6.20	CS	
								Dark gray to black SHALE.			

NOTES: The soil boring information was obtained from SB25-14.

LOG OF BORING NO. MW25-16D

PROJECT: SEAD-25 & SEAD-26 RI/FS PROJECT LOCATION: Seneca Army Depot Activity, Romulus, NY 14541 ASSOCIATED UNIT/AREA: SEAD-25 PROJECT NO: 728059 DATE STARTED: 10/25/95 DATE COMPLETED: 10/25/95 DRILLING CONTRACTOR: Empire Soils Investigation, Inc. DRILLING METHOD: Rock Coring SAMPLING METHOD: 3.79 inch diameter HQ bit	DEPTH TO WATER (ft): NA BORING LOCATION (N/E): 997975.4 750773.2 REFERENCE COORDINATE SYSTEM: NY STATE PLANAR GROUND SURFACE ELEVATION (ft): 739.8 DATUM: NGVD 88 INSPECTOR: F. O'Loughlin CHECKED BY: P.Feschbach-Meriney
--	---

Sample Number	Blow Counts (# Blows per 6")	Sample Advance	Sample Recovery	VOC Screen-PID (ppm)	Rad Screen (cps)	Depth (ft.)	USCS CLASS	DESCRIPTION	Depth	Macro	Macro Lithology
This log is part of a report prepared by Parsons Engineering-Science, Inc. for the named project and should be read together with the report for complete interpretation. This summary applies only at the location of this boring and at the time of drilling. Subsurface conditions may differ at other locations.											
SB25 14-00	4	2.00	1.5	0	NA	0.00	ML	Grayish brown SILT and CLAY, little fine to medium gravel-sized Shale, trace very fine Sand, moist, no odor.	0.00	TL	
SB25 14-01	5 8 10					1					
SB25 14-02	10 21 15 14	2.00	1.6	0	NA	2 3		Dark gray highly fissile SHALE, some interstitial brown Silt, Clay, and very fine Sand, dry, no odor.	4.00	WS	
	23 17 35 100/3	1.80	0.9	0	NA	4 5	4.0				
						6					
								SPLIT SPOON REFUSAL AT 5.5 FEET.			
								AUGER REFUSAL AT 6.2 FEET. Dark gray to black SHALE.	6.20	CS	

NOTES: The soil boring information was obtained from SB25-14.



ENGINEERING-SCIENCE, INC.

UNITED STATES ARMY
CORPS OF ENGINEERS
Seneca Army Depot
Romulus, New York

LOG OF BORING MW25-16D

CORE BORING REPORT

PARSONS ENGINEERING-SCIENCE, INC.	CLIENT: <u>USACOE</u>	BORING #: <u>MW-25-16D</u>
--	-----------------------	----------------------------

PROJECT: <u>RI FIELD INVESTIGATION</u>	DATE CORING STARTED: <u>10/25/95</u>
SWMU # (AREA): <u>SEAD-25</u>	DATE CORING COMPLETED: <u>10/25/95</u>
SOP NO.:	CONTRACTOR: <u>Empire Soils Investigations</u>

MONITORING				COMMENTS: Lost 5 gallons of coring water into formation.
INTRUMENT	INTERVAL	BACKGROUND	TIME	
OVM	10'-25'	0.0 ppm	0730	
Minimum	10'-25'	0.0 cpm	0730	

CORE EQUIPMENT		BARREL LENGTH (ft):		
TYPE	SERIES	RANGE	O.D.	I.D.
DWTL	HQ	10'-25'	3.79"	2"

DRILLER: <u>J. Warner</u>
INSPECTOR: <u>F. O'Loughlin</u>
GEOLOGIST: <u>F.O.</u>
CHECKED BY: <u>PFM</u>
DATE CHECKED: <u>02/05/96</u>
TOTAL FOOTAGE CORED: <u>15'</u>
OVERBURDEN THICKNESS: <u>4'</u>
GALLONS OF WATER USED: <u>80 gallons</u>

DEPTH FEET	RUN # RANGE FEET	CORE RECOVERY FEET	MON. DATA	RQD %	SCHEMATIC STRATA/ FRACTURES	ANGLES DIP/STRIKE (DD,FL,NT,FC)	BEDROCK/ CORE DESCRIPTIONS AND REMARKS (color, major modifiers, rock type, minor components, bedding or foliation, strike of joints/fractures relative to foliation, weathering on fractures, etc.)
10'	#1 (10'-15')	5/5'	BGD	0%		5-45 fractures	10'-15' - Dark gray SHALE, fractured (predominantly along bedding planes), trace fossils, slightly weathered.
15'	#2 (15'-20')	5/5'	BGD	10%		0-90 fractures	15'-19.1' - Dark gray SHALE, fractured (predominantly trace fossils).
20'	#3 (20'-25')	4.9/5'	BGD	60%		5-75 fractures	19.1'-20.5' - Dark gray SHALE, fractured predominantly along bedding planes, some fossils, slightly weathered. 20.5'-25' - Dark gray SHALE, fractured, clay filled fractures.
25'							Coring Terminated at 25'

INVESTIGATION DERIVED WASTE :	From Augering & Air Drilling	From Coring	
	DATE		10/25/95
	SOIL AMOUNT (fraction of drum)		2 Full drums coring H2O
	DRUM #, LOCATION		1.0 Drum bentonite/H2O

LOG OF BORING NO. MW25-17

PROJECT: SEAD-25 & SEAD-26 RI/FS	DEPTH TO WATER (ft): 5.6
PROJECT LOCATION: Seneca Army Depot Activity, Romulus, NY 14541	BORING LOCATION (N/E): 998187.6 750963.0
ASSOCIATED UNIT/AREA: SEAD-25	REFERENCE COORDINATE SYSTEM: NY STATE PLANAR
PROJECT NO: 728059	GROUND SURFACE ELEVATION (ft): 742.2
DATE STARTED: 10/16/95	DATUM: NGVD 88
DATE COMPLETED: 10/16/95	INSPECTOR: F. O'Loughlin
DRILLING CONTRACTOR: Empire Soils Investigation, Inc.	CHECKED BY: P.Feschbach-Meriney
DRILLING METHOD: Hollow Stem Auger	
SAMPLING METHOD: 3 inch Split Spoons	

Sample Number	Blow Counts (# Blows per 6")	Sample Advance	Sample Recovery	VOC Screen-PID (ppm)	Rad Screen (cps)	Depth (ft.)	USCS CLASS	This log is part of a report prepared by Parsons Engineering-Science, Inc. for the named project and should be read together with the report for complete interpretation. This summary applies only at the location of this boring and at the time of drilling. Subsurface conditions may differ at other locations.	Depth	Macro	Macro Lithology
								DESCRIPTION			
SB25-12-00	3	2.00	1.8	0	NA	1	ML	Grayish brown SILT and CLAY, little fine to medium gravel-sized Shale, trace very fine Sand, moist, no odor.	0.00	TL	
	5										
	6										
	7										
SB25-12-02	23	2.00	1.6	0	NA	2	ML	Grayish brown SILT and CLAY, little fine to medium gravel-sized Shale, trace very fine Sand, moist, no odor.	0.00	TL	
	25										
	35										
	60										
SB25-12-03	25	2.00	1.6	0	NA	4	ML	Grayish brown SILT and CLAY, little fine to medium gravel-sized Shale, trace very fine Sand, moist, no odor.	0.00	TL	
	23										
	35										
	41										
75	0.90	0.8	0	NA	6	ML	Grayish brown SILT and CLAY, little fine to medium gravel-sized Shale, trace very fine Sand, wet, no odor.	0.00	TL		
	100/.4										
37	0.70	0.6	0	0	8	ML	Dark gray highly fissile SHALE, some interstitial brown Silt, Clay, and very fine Sand, wet, no odor.	0.00	WS		
	100/.2										
AUGER REFUSAL AT 9.9 FEET.							9.90				

NOTES: The soil boring information was obtained from SB25-12.



ENGINEERING-SCIENCE, INC.

UNITED STATES ARMY
CORPS OF ENGINEERS
Seneca Army Depot
Romulus, New York

LOG OF BORING MW25-17

PROJECT: **SEAD-25 & SEAD-26 RI/FS**
 PROJECT NO: **728059**
 PROJECT LOCATION: **Seneca Army Depot Activity, Romulus, NY 14541**

GROUND SURFACE ELEVATION: **742.2**
 INSPECTOR: **F. O'Loughlin**
 CHECKED BY: **P.Feschbach-Meriney**

Sample Number	Blow Counts (# Blows per 6")	Sample Advance	Sample Recovery	VOC Screen-PID (ppm)	Rad Screen (cps)	Depth (ft.)	USCS CLASS	DESCRIPTION	Depth	Macro	Macro Lithology
								Dark gray to black SHALE.		CS	

This log is part of a report prepared by Parsons Engineering-Science, Inc. for the named project and should be read together with the report for complete interpretation. This summary applies only at the location of this boring and at the time of drilling. Subsurface conditions may differ at other locations.

NOTES: The soil boring information was obtained from SB25-12.



ENGINEERING-SCIENCE, INC.

UNITED STATES ARMY
 CORPS OF ENGINEERS
 Seneca Army Depot
 Romulus, New York

LOG OF BORING MW25-17

LOG OF BORING NO. MW25-18

PROJECT: SEAD-25 & SEAD-26 RI/FS	DEPTH TO WATER (ft): 6.0
PROJECT LOCATION: Seneca Army Depot Activity, Romulus, NY 14541	BORING LOCATION (N/E): 998116.3 751082.0
ASSOCIATED UNIT/AREA: SEAD-25	REFERENCE COORDINATE SYSTEM: NY STATE PLANAR
PROJECT NO: 728059	GROUND SURFACE ELEVATION (ft): 743.1
DATE STARTED: 10/16/95	DATUM: NGVD 88
DATE COMPLETED: 10/16/95	INSPECTOR: F. O'Loughlin
DRILLING CONTRACTOR: Empire Soils Investigation, Inc.	CHECKED BY: P.Feschbach-Meriney
DRILLING METHOD: Hollow Stem Auger	
SAMPLING METHOD: 3 inch Split Spoons	

Sample Number	Blow Counts (# Blows per 6")	Sample Advance	Sample Recovery	VOC Screen-PID (ppm)	Rad Screen (cps)	Depth (ft.)	USCS CLASS	This log is part of a report prepared by Parsons Engineering-Science, Inc. for the named project and should be read together with the report for complete interpretation. This summary applies only at the location of this boring and at the time of drilling. Subsurface conditions may differ at other locations.	Depth	Macro	Macro Lithology										
								DESCRIPTION													
MW25-18-01	3	2.00	1.7	0	NA	1	ML	Grayish brown SILT and CLAY, little fine to medium gravel-sized Shale, trace very fine Sand, moist, no odor.	0.00	TL											
	5																				
	7																				
	11																				
	21																				
MW25-18-04	23	2.00	1.5	0	NA	2	ML	Grayish brown SILT and CLAY, little fine to medium gravel-sized Shale, trace very fine Sand, moist, no odor.	0.00	TL											
	28																				
	35																				
	60																				
	65																				
MW25-18-04	70	2.00	1.5	0	NA	4	ML	Grayish brown SILT and CLAY, little fine to medium gravel-sized Shale, trace very fine Sand, moist, no odor.	0.00	TL											
	72																				
	14											2.00	1.4	0	NA	6	ML	Grayish brown SILT and CLAY, little fine to medium gravel-sized Shale, trace very fine Sand, wet, no odor.	0.00	TL	
	17																				
	15																				
16																					
62	0.90	0.8	0	NA	8	ML	Dark gray highly fissile SHALE, some interstitial brown Silt, Clay, and very fine Sand, wet, no odor.	8.00	WS												
100/.4																					
8											8.0	SPLIT SPOON REFUSAL AT 8.9 FEET.	8.00	WS							
9																					
10																					

NOTES:



ENGINEERING-SCIENCE, INC.

UNITED STATES ARMY
CORPS OF ENGINEERS
Seneca Army Depot
Romulus, New York

LOG OF BORING MW25-18

PROJECT: **SEAD-25 & SEAD-26 RI/FS**
 PROJECT NO: **728059**

GROUND SURFACE ELEVATION: **743.1**
 INSPECTOR: **F. O'Loughlin**
 CHECKED BY: **P.Feschbach-Meriney**

PROJECT LOCATION: **Seneca Army Depot Activity, Romulus, NY 14541**

Sample Number	Blow Counts (# Blows per 6")	Sample Advance	Sample Recovery	VOC Screen-PID (ppm)	Rad Screen (cps)	Depth (ft.)	USCS CLASS	This log is part of a report prepared by Parsons Engineering-Science, Inc. for the named project and should be read together with the report for complete interpretation. This summary applies only at the location of this boring and at the time of drilling. Subsurface conditions may differ at other locations.		Depth	Macro	Macro Lithology
DESCRIPTION												
									AUGER REFUSAL AT 10.0 FEET. Dark gray to black SHALE.		CS	

NOTES:








ENGINEERING-SCIENCE, INC.

UNITED STATES ARMY
 CORPS OF ENGINEERS
 Seneca Army Depot
 Romulus, New York

LOG OF BORING MW25-18

LOG OF BORING NO. MW25-19

PROJECT: SEAD-25 & SEAD-26 RI/FS	DEPTH TO WATER (ft): 8.0
PROJECT LOCATION: Seneca Army Depot Activity, Romulus, NY 14541	BORING LOCATION (N/E): 998135.0 750762.5
ASSOCIATED UNIT/AREA: SEAD-25	REFERENCE COORDINATE SYSTEM: NY STATE PLANAR
PROJECT NO: 728059	GROUND SURFACE ELEVATION (ft): 740.1
DATE STARTED: 10/07/95	DATUM: NGVD 88
DATE COMPLETED: 10/07/95	INSPECTOR: F. O'Loughlin
DRILLING CONTRACTOR: Empire Soils Investigation, Inc.	CHECKED BY: P.Feschbach-Meriney
DRILLING METHOD: Hollow Stem Auger	
SAMPLING METHOD: 3 inch Split Spoons	

Sample Number	Blow Counts (# Blows per 6")	Sample Advance	Sample Recovery	VOC Screen-PID (ppm)	Rad Screen (cps)	Depth (ft.)	USCS CLASS	This log is part of a report prepared by Parsons Engineering-Science, Inc. for the named project and should be read together with the report for complete interpretation. This summary applies only at the location of this boring and at the time of drilling. Subsurface conditions may differ at other locations.			
								Depth	Macro	Macro Lithology	
DESCRIPTION											
SB25-13-00	4	2.00	1.0	0	NA	1	ML	Grayish brown SILT and CLAY, little fine to medium gravel-sized Shale, trace very fine Sand, moist, no odor.	0.00	TL	
	6										
	10										
	20										
SB25-13-02	8	2.00	1.0	0	NA	2	ML	Grayish brown SILT and CLAY, little fine to medium gravel-sized Shale, trace very fine Sand, moist, no odor.	0.00	TL	
	12										
	16										
	17										
SB25-13-04	20	2.00	1.8	0	NA	4	ML	Grayish brown SILT and CLAY, little fine to medium gravel-sized Shale, trace very fine Sand, moist, no odor.	0.00	TL	
	17										
	23										
	18										
SB25-13-04	36	2.00	1.5	0	NA	6	ML	Grayish brown SILT and CLAY, little fine to medium gravel-sized Shale, trace very fine Sand, moist, no odor.	0.00	TL	
	52										
	53										
	67										
SB25-13-04	37	1.40	1.3	0	NA	8	ML	Dark gray highly fissile SHALE, some interstitial brown Silt, Clay, and very fine Sand, wet, no odor.	8.00	WS	
	60										
	100/.4										
SPLIT SPOON REFUSAL AT 9.4 FEET.											

NOTES: The soil boring information was obtained from SB25-13.



ENGINEERING-SCIENCE, INC.

UNITED STATES ARMY
CORPS OF ENGINEERS
Seneca Army Depot
Romulus, New York

LOG OF BORING MW25-19

PROJECT: **SEAD-25 & SEAD-26 RI/FS**
 PROJECT NO: **728059**

GROUND SURFACE ELEVATION: **740.1**
 INSPECTOR: **F. O'Loughlin**
 CHECKED BY: **P.Feschbach-Meriney**

PROJECT LOCATION: **Seneca Army Depot Activity, Romulus, NY 14541**

Sample Number	Blow Counts (# Blows per 6")	Sample Advance	Sample Recovery	VOC Screen-PID (ppm)	Rad Screen (cps)	Depth (ft.)	USCS CLASS	This log is part of a report prepared by Parsons Engineering-Science, Inc. for the named project and should be read together with the report for complete interpretation. This summary applies only at the location of this boring and at the time of drilling. Subsurface conditions may differ at other locations.			
								Depth	Macro	Macro Lithology	
DESCRIPTION											
								AUGER REFUSAL AT 10.2 FEET. Dark gray to black SHALE.	10.20	CS	

NOTES: The soil boring information was obtained from SB25-13.



ENGINEERING-SCIENCE, INC.

UNITED STATES ARMY
 CORPS OF ENGINEERS
 Seneca Army Depot
 Romulus, New York

LOG OF BORING MW25-19

SEAD-26

LOG OF BORING NO. SB26-1

PROJECT: SEAD-25 & SEAD-26 RI/FS PROJECT LOCATION: Seneca Army Depot Activity, Romulus, NY 14541 ASSOCIATED UNIT/AREA: SEAD-26 PROJECT NO: 728059 DATE STARTED: 11/17/93 DATE COMPLETED: 11/17/93 DRILLING CONTRACTOR: Empire Soils Investigation, Inc. DRILLING METHOD: Hollow Stem Auger SAMPLING METHOD: 3 inch Split Spoons	DEPTH TO WATER (ft): NA BORING LOCATION (N/E): 992227.7 751590.6 REFERENCE COORDINATE SYSTEM: NY STATE PLANAR GROUND SURFACE ELEVATION (ft): 751.2 DATUM: NGVD 88 INSPECTOR: E. Schacht CHECKED BY: F. O'Loughlin
--	--

Sample Number	Blow Counts (# Blows per 6")	Sample Advance	Sample Recovery	VOC Screen-PID (ppm)	Rad Screen (cps)	Depth (ft.)	USCS CLASS	This log is part of a report prepared by Parsons Engineering-Science, Inc. for the named project and should be read together with the report for complete interpretation. This summary applies only at the location of this boring and at the time of drilling. Subsurface conditions may differ at other locations.			Depth	Macro	Macro Lithology
								DESCRIPTION					
SB26 -1.1	40	2.00	1.7	0	NA	1.0	GM	Dark gray to black fine gravel-sized SHALE fragments, little fine Sand, moist, no odor.			0.00	FL	
	24						ML	Grayish brown SILT, some Clay, little fine to medium gravel-sized Shale fragments, trace very fine Sand, trace oxidation, moist, no odor.			1.00	TL	
SB26 -1.2	22	2.00	1.7	0	NA	3.5	ML	Gray to dark gray highly fissile SHALE, some interstitial brown Silt, Clay, and very fine Sand, moist, no odor. SPLIT SPOON REFUSAL AT 3.9 FEET.			3.50	WS	
	30							AUGER REFUSAL AT 6.0 FEET. Gray to dark gray SHALE.			6.00	CS	
	39												
	20												
	24												
	100/.4												
	100/.1	0.10											

NOTES: Monitoring Well MW26-1 was installed in this soil boring.



ENGINEERING-SCIENCE, INC.

UNITED STATES ARMY
 CORPS OF ENGINEERS
 Seneca Army Depot
 Romulus, New York

LOG OF BORING SB26-1

LOG OF BORING NO. SB26-2

PROJECT: SEAD-25 & SEAD-26 RI/FS	DEPTH TO WATER (ft): 11.5
PROJECT LOCATION: Seneca Army Depot Activity, Romulus, NY 14541	BORING LOCATION (N/E): 992768.1 751107.0
ASSOCIATED UNIT/AREA: SEAD-26	REFERENCE COORDINATE SYSTEM: NY STATE PLANAR
PROJECT NO: 728059	GROUND SURFACE ELEVATION (ft): 753.8
DATE STARTED: 11/18/93	DATUM: NGVD 88
DATE COMPLETED: 11/18/93	INSPECTOR: E. Schacht
DRILLING CONTRACTOR: Empire Soils Investigation, Inc.	CHECKED BY: F. O'Loughlin
DRILLING METHOD: Hollow Stem Auger	
SAMPLING METHOD: 3 inch Split Spoons	

Sample Number	Blow Counts (# Blows per 6")	Sample Advance	Sample Recovery	VOC Screen-PID (ppm)	Rad Screen (cps)	Depth (ft.)	USCS CLASS	This log is part of a report prepared by Parsons Engineering-Science, Inc. for the named project and should be read together with the report for complete interpretation. This summary applies only at the location of this boring and at the time of drilling. Subsurface conditions may differ at other locations.		
								Depth	Macro	Macro Lithology
								DESCRIPTION		
SB26-2.1	8	2.00	1.7	0	NA	0.6	ML	Topsoil.		
SB26-2.5	12						GM	Dark gray to black fine gravel-sized SHALE fragments, little fine Sand, no odor.		
SB26-2.2	15	2.00	1.3	0	NA	2	GM	Dark gray to black fine gravel-sized SHALE fragments, little fine Sand, moist, no odor.		
SB26-2.3	23						ML	Grayish brown SILT, some Clay, little fine to medium gravel-sized Shale fragments, trace very fine Sand, moist, no odor.		
SB26-2.4	43						ML	Grayish brown SILT, some Clay, little fine to medium gravel-sized Shale fragments, trace very fine Sand, trace oxidation, moist, no odor.		
SB26-2.6	21	2.00	1.0	0	NA	6	ML	Grayish brown SILT, some Clay, little fine to medium gravel-sized Shale fragments, trace very fine Sand, trace oxidation, moist, no odor.		
SB26-2.6	3						ML	Grayish brown SILT, some Clay, little fine to medium gravel-sized Shale fragments, trace very fine Sand, trace oxidation, moist, no odor.		
SB26-2.6	4	2.00	1.9	0	NA	8	ML	Grayish brown SILT, some Clay, little fine to medium gravel-sized Shale fragments, trace very fine Sand, trace oxidation, moist, no odor.		
SB26-2.6	6						ML	Grayish brown SILT, some Clay, little fine to medium gravel-sized Shale fragments, trace very fine Sand, trace oxidation, moist, no odor.		
SB26-2.6	9	2.00	1.9	0	NA	9	ML	Grayish brown SILT, some Clay, little fine to medium gravel-sized Shale fragments, trace very fine Sand, trace oxidation, moist, no odor.		
SB26-2.6	8						ML	Grayish brown SILT, some Clay, little fine to medium gravel-sized Shale fragments, trace very fine Sand, trace oxidation, moist, no odor.		
SB26-2.6	9						ML	Grayish brown SILT, some Clay, little fine to medium gravel-sized Shale fragments, trace very fine Sand, trace oxidation, moist, no odor.		
SB26-2.6	10	2.00	1.9	0	NA	10	ML	Grayish brown SILT, some Clay, little fine to medium gravel-sized Shale fragments, trace very fine Sand, trace oxidation, moist, no odor.		
SB26-2.6	15						ML	Grayish brown SILT, some Clay, little fine to medium gravel-sized Shale fragments, trace very fine Sand, trace oxidation, moist, no odor.		

NOTES: Monitoring Well MW26-2 was installed in this soil boring.



ENGINEERING-SCIENCE, INC.

UNITED STATES ARMY
CORPS OF ENGINEERS
Seneca Army Depot
Romulus, New York

LOG OF BORING SB26-2

Sample Number	Blow Counts (# Blows per 6")	Sample Advance	Sample Recovery	VOC Screen-PID (ppm)	Rad Screen (cps)	Depth (ft.)	USCS CLASS	This log is part of a report prepared by Parsons Engineering-Science, Inc. for the named project and should be read together with the report for complete interpretation. This summary applies only at the location of this boring and at the time of drilling. Subsurface conditions may differ at other locations.		Depth	Macro	Macro Lithology
								DESCRIPTION				
SB26-2.7	6	2.00	2.0	0	NA	10.5	ML	Grayish brown SILT, some Clay, little fine to medium gravel-sized Shale fragments, trace very fine Sand, trace oxidation, moist, no odor.	10.50	TL		
	7					SM	11	Light brown fine SAND, some Silt, trace oxidation, moist.				
	7						11.5	ML				Grayish brown SILT, some Clay, little fine to medium gravel-sized Shale fragments, trace very fine Sand, trace oxidation, wet, no odor.
	9					100/4	0.40	12				12.0
12.4		SPLIT SPOON REFUSAL AT 12.4 FEET.										
								AUGER REFUSAL AT 14.0 FEET. Gray to dark gray SHALE, dry.		14.00	CS	

NOTES: Monitoring Well MW26-2 was installed in this soil boring.



ENGINEERING-SCIENCE, INC.

UNITED STATES ARMY
 CORPS OF ENGINEERS
 Seneca Army Depot
 Romulus, New York

LOG OF BORING SB26-2

LOG OF BORING NO. SB26-3

PROJECT: SEAD-25 & SEAD-26 RI/FS	DEPTH TO WATER (ft): 12.0
PROJECT LOCATION: Seneca Army Depot Activity, Romulus, NY 14541	BORING LOCATION (N/E): 992216.8 751115.5
ASSOCIATED UNIT/AREA: SEAD-26	REFERENCE COORDINATE SYSTEM: NY STATE PLANAR
PROJECT NO: 728059	GROUND SURFACE ELEVATION (ft): 751.5
DATE STARTED: 11/18/93	DATUM: NGVD 88
DATE COMPLETED: 11/18/93	INSPECTOR: E. Schacht
DRILLING CONTRACTOR: Empire Soils Investigation, Inc.	CHECKED BY: F. O'Loughlin
DRILLING METHOD: Hollow Stem Auger	
SAMPLING METHOD: 3 inch Split Spoons	

Sample Number	Blow Counts (# Blows per 6")	Sample Advance	Sample Recovery	VOC Screen-PID (ppm)	Rad Screen (cps)	Depth (ft.)	USCS CLASS	This log is part of a report prepared by Parsons Engineering-Science, Inc. for the named project and should be read together with the report for complete interpretation. This summary applies only at the location of this boring and at the time of drilling. Subsurface conditions may differ at other locations.		Depth	Macro	Macro Lithology
								DESCRIPTION				
SB26-3.1	6	2.00	1.7	0	NA	0.5	ML	Topsoil.		0.00	FL	○
	9						GM	Dark gray to black fine gravel-sized SHALE fragments, little fine Sand, trace oxidation, moist, no odor.				
SB26-3.2	12	2.00	1.6	0	NA	1	GM	Dark gray to black fine gravel-sized SHALE fragments, little fine Sand, trace oxidation, moist, no odor.				○
	14											
	9											
SB26-3.3	7	2.00	1.6	0	NA	2	GM	Dark gray to black fine gravel-sized SHALE fragments, little fine Sand, trace oxidation, moist, no odor.				○
	8											
	5											
SB26-3.4	9	2.00	2.0	0.6	NA	4	ML	Grayish brown SILT, some Clay, little fine to medium gravel-sized Shale fragments, little oxidation, trace very fine Sand, moist to wet, no odor.				○
	5											
	7											
SB26-3.5	9	2.00	1.5	0	NA	6	ML	Grayish brown SILT, some Clay, little fine to medium gravel-sized Shale fragments, little oxidation, trace very fine Sand, moist to wet, no odor.				○
	10											
	10											
						6.0						○
						8						○
						9						○
						10				10.00		○

NOTES: Monitoring Well MW26-3 was installed in this soil boring.



ENGINEERING-SCIENCE, INC.

UNITED STATES ARMY
CORPS OF ENGINEERS
Seneca Army Depot
Romulus, New York

LOG OF BORING SB26-3

Sample Number	Blow Counts (# Blows per 6")	Sample Advance	Sample Recovery	VOC Screen-PID (ppm)	Rad Screen (cps)	Depth (ft.)	USCS CLASS	This log is part of a report prepared by Parsons Engineering-Science, Inc. for the named project and should be read together with the report for complete interpretation. This summary applies only at the location of this boring and at the time of drilling. Subsurface conditions may differ at other locations.		Depth	Macro	Macro Lithology
								DESCRIPTION				
SB26-3.6	6	2.00	1.7	0	NA	11	ML	Grayish brown SILT, some Clay, little fine to medium gravel-sized Shale fragments, little oxidation, trace very fine Sand, moist to wet, no odor.		12.00	TL	
	10					Gray to dark gray highly fissile SHALE, some interstitial brown Silt, Clay, and very fine Sand, wet, no odor.						
	29	SPLIT SPOON REFUSAL AT 12.9 FEET.										
19	52	0.90	12.0	13	AUGER REFUSAL AT 14.0 FEET.		14.00	CS				
	100/.4				Gray to dark gray SHALE, dry.							

NOTES: Monitoring Well MW26-3 was installed in this soil boring.



ENGINEERING-SCIENCE, INC.

UNITED STATES ARMY
 CORPS OF ENGINEERS
 Seneca Army Depot
 Romulus, New York

LOG OF BORING SB26-3

LOG OF BORING NO. SB26-4

PROJECT:	SEAD-25 & SEAD-26 RI/FS	DEPTH TO WATER (ft):	NA
PROJECT LOCATION:	Seneca Army Depot Activity, Romulus, NY 14541	BORING LOCATION (N/E):	991690.8 751126.3
ASSOCIATED UNIT/AREA:	SEAD-26	REFERENCE COORDINATE SYSTEM:	NY STATE PLANAR
PROJECT NO:	728059	GROUND SURFACE ELEVATION (ft):	750.1
DATE STARTED:	11/19/93	DATUM:	NGVD 88
DATE COMPLETED:	11/19/93	INSPECTOR:	E. Schacht
DRILLING CONTRACTOR:	Empire Soils Investigation, Inc.	CHECKED BY:	F. O'Loughlin
DRILLING METHOD:	Hollow Stem Auger		
SAMPLING METHOD:	3 inch SplitSpoons		

Sample Number	Blow Counts (# Blows per 6")	Sample Advance	Sample Recovery	VOC Screen-PID (ppm)	Rad Screen (cps)	Depth (ft.)	USCS CLASS	DESCRIPTION	Depth	Macro	Macro Lithology	Notes	
												This log is part of a report prepared by Parsons Engineering-Science, Inc. for the named project and should be read together with the report for complete interpretation. This summary applies only at the location of this boring and at the time of drilling. Subsurface conditions may differ at other locations.	
SB26-4.1	7	2.00	1.2	0	NA	0.5	ML	Topsoil.	0.00	FL			
	12 12 9							Dark gray to black fine gravel-sized SHALE fragments, little fine Sand, no odor.					
SB26-4.2	9	2.00	1.4	0	NA	2.0	ML	Medium brown SILT and dark gray fine gravel-sized SHALE fragments, moist, no odor.					
	8 9 6												
SB26-4.3	8	2.00	1.4	0	NA	4.0							
	9 10 12												
SB26-4.4	11	2.00	2.0	0	NA	6.0		Grayish brown SILT, some Clay, little fine to medium gravel-sized Shale fragments, trace very fine Sand, moist, no odor.	6.00	TL			
	10 17 24												
SB26-4.5	38	1.00	1.0	0	NA	8.0		Gray to dark gray highly fissile SHALE, some interstitial brown Silt, Clay, and very fine Sand, dry, no odor.	8.00	WS			
	106												
						9.0		SPLIT SPOON REFUSAL AT 9.0 FEET.					

NOTES: Monitoring Well MW26-4 was installed in this soil boring.



ENGINEERING-SCIENCE, INC.

UNITED STATES ARMY
CORPS OF ENGINEERS
Seneca Army Depot
Romulus, New York

LOG OF BORING SB26-4

PROJECT: **SEAD-25 & SEAD-26 RI/FS**

GROUND SURFACE ELEVATION: **750.1**

PROJECT NO: **728059**

INSPECTOR: **E. Schacht**

PROJECT LOCATION: **Seneca Army Depot Activity, Romulus, NY 14541**

CHECKED BY: **F. O'Loughlin**

Sample Number	Blow Counts (# Blows per 6")	Sample Advance	Sample Recovery	VOC Screen-PID (ppm)	Rad Screen (cps)	Depth (ft.)	USCS CLASS	This log is part of a report prepared by Parsons Engineering-Science, Inc. for the named project and should be read together with the report for complete interpretation. This summary applies only at the location of this boring and at the time of drilling. Subsurface conditions may differ at other locations.		
								Depth	Macro	Macro Lithology
								DESCRIPTION		
						11	BK	Gray to dark gray highly fissile SHALE, some interstitial brown Silt, Clay, and very fine Sand, dry, no odor.		
								AUGER REFUSAL AT 11.5 FEET. Gray to dark gray SHALE, dry.		
								11.50		CS

NOTES: Monitoring Well MW26-4 was installed in this soil boring.



ENGINEERING-SCIENCE, INC.

UNITED STATES ARMY
CORPS OF ENGINEERS
Seneca Army Depot
Romulus, New York

LOG OF BORING SB26-4

LOG OF BORING NO. SB26-5

<p>PROJECT: SEAD-25 & SEAD-26 RI/FS PROJECT LOCATION: Seneca Army Depot Activity, Romulus, NY 14541 ASSOCIATED UNIT/AREA: SEAD-26 PROJECT NO: 728059 DATE STARTED: 09/24/95 DATE COMPLETED: 09/24/95 DRILLING CONTRACTOR: Empire Soils Investigation, Inc. DRILLING METHOD: Hollow Stem Auger SAMPLING METHOD: 3 inch Split Spoons</p>	<p>DEPTH TO WATER (ft): 8.5 BORING LOCATION (N/E): 992271.2 751169.2 REFERENCE COORDINATE SYSTEM: NY STATE PLANAR GROUND SURFACE ELEVATION (ft): 754.6 DATUM: NGVD 88 INSPECTOR: F. O'Loughlin CHECKED BY: P.Feschbach-Meriney</p>
---	---

Sample Number	Blow Counts (# Blows per 6")	Sample Advance	Sample Recovery	VOC Screen-PID (ppm)	Rad Screen (cps)	Depth (ft.)	USCS CLASS	DESCRIPTION	Depth	Macro	Macro Lithology
This log is part of a report prepared by Parsons Engineering-Science, Inc. for the named project and should be read together with the report for complete interpretation. This summary applies only at the location of this boring and at the time of drilling. Subsurface conditions may differ at other locations.											
SB26-5-00	11	2.00	1.5	0	NA	1	SM	Brown SILT and fine SAND, some fine to coarse gravel-sized Shale fragments, dry, no odor.	0.00	FL	
	19										
	17 25										
SB26-5-03	19	2.00	0.7	0	NA	2.7	ML	Grayish brown SILT, some Clay, little fine to medium gravel-sized Shale fragments, trace very fine Sand, moist, no odor.			
	21										
	25 21										
SB26-5-03	4	2.00	1.4	0	NA	4	ML	Grayish brown SILT, some Clay, little fine to medium gravel-sized Shale fragments, trace very fine Sand, saturated, no odor.			
	5										
	6 4										
SB26-5-05	4	2.00	1.3	0	NA	8.0	ML	Olive gray-brown SILT and very fine SAND, little fine to medium gravel-sized Shale fragments, trace Clay, wet, no odor.	8.00	TL	
	6										
	10 14										
SB26-5-05	8	2.00	1.4	0	NA	8	ML	Olive gray-brown SILT and very fine SAND, little fine to medium gravel-sized Shale fragments, trace Clay, wet, no odor.			
	9										
	7 8										
						10					

NOTES: Monitoring Well MW26-5 was installed in this soil boring.



ENGINEERING-SCIENCE, INC.

UNITED STATES ARMY
 CORPS OF ENGINEERS
 Seneca Army Depot
 Romulus, New York

LOG OF BORING SB26-5

Sample Number	Blow Counts (# Blows per 6")	Sample Advance	Sample Recovery	VOC Screen-PID (ppm)	Rad Screen (cps)	Depth (ft.)	USCS CLASS	This log is part of a report prepared by Parsons Engineering-Science, Inc. for the named project and should be read together with the report for complete interpretation. This summary applies only at the location of this boring and at the time of drilling. Subsurface conditions may differ at other locations.			Depth	Macro	Macro Lithology
								DESCRIPTION					
6 59 100/3		1.30	1.0	0	NA	10.4	ML	Olive gray-brown SILT and very fine SAND, little fine to medium gravel-sized Shale fragments, trace Clay, wet, no odor.		10.40			
						11		Gray to dark gray highly fissile SHALE, some interstitial brown Silt, Clay, and very fine Sand, wet, no odor.			WS		
						12		SPLIT SPOON REFUSAL AT 11.3 FEET					
58 100/3		0.80	0.8	0	NA	12							
						13							
107		0.50	0.4	0	NA	14							
						15							
								AUGER REFUSAL AT 15.0 FEET. Gray to dark gray SHALE, dry, no odor.		15.00	CS		

NOTES: Monitoring Well MW26-5 was installed in this soil boring.



ENGINEERING-SCIENCE, INC.

UNITED STATES ARMY
 CORPS OF ENGINEERS
 Seneca Army Depot
 Romulus, New York

LOG OF BORING SB26-5

LOG OF BORING NO. SB26-6

PROJECT: SEAD-25 & SEAD-26 RI/FS	DEPTH TO WATER (ft): 13.0
PROJECT LOCATION: Seneca Army Depot Activity, Romulus, NY 14541	BORING LOCATION (N/E): 992233.8 751252.0
ASSOCIATED UNIT/AREA: SEAD-26	REFERENCE COORDINATE SYSTEM: NY STATE PLANAR
PROJECT NO: 728059	GROUND SURFACE ELEVATION (ft): 754.7
DATE STARTED: 09/23/95	DATUM: NGVD 88
DATE COMPLETED: 09/23/95	INSPECTOR: F. O'Loughlin
DRILLING CONTRACTOR: Empire Soils Investigation, Inc.	CHECKED BY: P.Feschbach-Meriney
DRILLING METHOD: Hollow Stem Auger	
SAMPLING METHOD: 3 inch Split Spoons	

Sample Number	Blow Counts (# Blows per 6")	Sample Advance	Sample Recovery	VOC Screen-PID (ppm)	Rad Screen (cps)	Depth (ft.)	USCS CLASS	This log is part of a report prepared by Parsons Engineering-Science, Inc. for the named project and should be read together with the report for complete interpretation. This summary applies only at the location of this boring and at the time of drilling. Subsurface conditions may differ at other locations.		
								Depth	Macro	Macro Lithology
								DESCRIPTION		
SB26-6-00	11	2.00	1.6	0	NA	1	SM	Brown SILT and fine SAND, some fine to coarse gravel-sized Shale fragments, moist, no odor.		
	26									
	25									
	32									
	22	2.00	0.9	0	NA	2	ML	Grayish brown SILT, some Clay, little fine to medium gravel-sized Shale fragments, trace very fine Sand, moist, no odor.		
	28									
	38									
	33									
SB26-6-04	9	2.00	0.6	0	NA	4	ML	Grayish brown SILT, some Clay, little fine to medium gravel-sized Shale fragments, trace very fine Sand, moist, no odor.		
	9									
	8									
	6									
	3	2.00	1.6	0	NA	6	ML	Grayish brown SILT, some Clay, little fine to medium gravel-sized Shale fragments, trace very fine Sand, moist, no odor.		
	8									
	10									
	10									
	8	2.00	1.4	0	NA	8	ML	Grayish brown SILT, some Clay, little fine to medium gravel-sized Shale fragments, trace very fine Sand, moist, no odor.		
	10									
	17									
	17									
						10				


NOTES: Monitoring Well MW26-6 was installed in this soil boring.



ENGINEERING-SCIENCE, INC.

UNITED STATES ARMY
CORPS OF ENGINEERS
Seneca Army Depot
Romulus, New York

LOG OF BORING SB26-6

Sample Number	Blow Counts (# Blows per 6")	Sample Advance	Sample Recovery	VOC Screen-PID (ppm)	Rad Screen (cps)	Depth (ft.)	USCS CLASS	This log is part of a report prepared by Parsons Engineering-Science, Inc. for the named project and should be read together with the report for complete interpretation. This summary applies only at the location of this boring and at the time of drilling. Subsurface conditions may differ at other locations.			Depth	Macro	Macro Lithology
								DESCRIPTION					
SB26-6-06	5	2.00	1.7	0	NA	11	SM	Olive gray-brown SILT and very fine SAND, little fine to medium gravel-sized Shale fragments, trace Clay, moist to wet, no odor.			12.00	TL	
	8												
	30							41	57	33			
	100/3	0.30	0.1	0	NA	14		SPLIT SPOON REFUSAL AT 14.3 FEET.					
						15		AUGER REFUSAL AT 15.0 FEET. Gray to dark gray SHALE, dry, no odor.			15.00	CS	

NOTES: Monitoring Well MW26-6 was installed in this soil boring.



ENGINEERING-SCIENCE, INC.

UNITED STATES ARMY
 CORPS OF ENGINEERS
 Seneca Army Depot
 Romulus, New York

LOG OF BORING SB26-6

LOG OF BORING NO. SB26-7

PROJECT: SEAD-25 & SEAD-26 RI/FS	DEPTH TO WATER (ft): 15.0
PROJECT LOCATION: Seneca Army Depot Activity, Romulus, NY 14541	BORING LOCATION (N/E): 992178.9 751194.1
ASSOCIATED UNIT/AREA: SEAD-26	REFERENCE COORDINATE SYSTEM: NY STATE PLANAR
PROJECT NO: 728059	GROUND SURFACE ELEVATION (ft): 754.4
DATE STARTED: 09/23/95	DATUM: NGVD 88
DATE COMPLETED: 09/23/95	INSPECTOR: F. O'Loughlin
DRILLING CONTRACTOR: Empire Soils Investigation, Inc.	CHECKED BY: P.Feschbach-Meriney
DRILLING METHOD: Hollow Stem Auger	
SAMPLING METHOD: 3 inch Split Spoons	

Sample Number	Blow Counts (# Blows per 6")	Sample Advance	Sample Recovery	VOC Screen-PID (ppm)	Rad Screen (cps)	Depth (ft.)	USCS CLASS	DESCRIPTION	Depth	Macro	Macro Lithology
SB26-7-00	8	2.00	1.3	0	NA	1	SM	Brown SILT and fine SAND, some fine to coarse gravel-sized Shale fragments, moist, no odor.	0.00	FL	
	8										
	11										
	17										
SB26-7-03	12	2.00	1.2	30	NA	2.6	SM	Brown SILT and fine SAND, some fine to coarse gravel-sized Shale fragments, wet, petroleum odor.			
	11										
	11										
SB26-7-03	6	2.00	1.3	156	NA	4	ML	Olive gray-brown SILT and very fine SAND, some Clay, little fine to medium gravel-sized Shale fragments, moist to wet, petroleum odor.			
	5										
	5										
	6										
	6										
SB26-7-03	9	2.00	0.6	19	NA	6	SM	Olive gray-brown SILT and very fine SAND, little fine to medium gravel-sized Shale fragments, moist to wet, petroleum odor.			
	8										
	7										
	7										
SB26-7-03	15	2.00	0.9	19	NA	8	SM	Olive gray-brown SILT and very fine SAND, little fine to medium gravel-sized Shale fragments, moist to wet, petroleum odor.			
	14										
	10										
										10.00	

NOTES: Monitoring Well MW26-7 was installed in this soil boring.



ENGINEERING-SCIENCE, INC.

**UNITED STATES ARMY
CORPS OF ENGINEERS
Seneca Army Depot
Romulus, New York**

LOG OF BORING SB26-7

Sample Number	Blow Counts (# Blows per 6")	Sample Advance	Sample Recovery	VOC Screen-PID (ppm)	Rad Screen (cps)	Depth (ft.)	USCS CLASS	This log is part of a report prepared by Parsons Engineering-Science, Inc. for the named project and should be read together with the report for complete interpretation. This summary applies only at the location of this boring and at the time of drilling. Subsurface conditions may differ at other locations.			
								Depth	Macro	Macro Lithology	
								DESCRIPTION			
SB26-7-07	4 11 32 17	2.00	1.5	108	NA	11	SM	Olive gray-brown SILT and very fine SAND, little fine to medium gravel-sized Shale fragments, moist to wet, petroleum odor.	12.00	TL	
	25 13 9 9	2.00	1.1	153	NA	12					
	8 10 22 28	2.00	1.8	40	NA	14					
	18 24 100/.4	1.40	0.8	3.7	NA	16					
SB26-7-08						15		Gray to dark gray highly fissile SHALE, some interstitial brown Silt, Clay, and very fine Sand, wet, petroleum odor.	18.00	WS	
						17					
						18		SPLIT SPOON REFUSAL AT 17.0 FEET.			
						18		AUGER REFUSAL AT 18.0. Gray to dark gray SHALE, dry.		CS	

NOTES: Monitoring Well MW26-7 was installed in this soil boring.



ENGINEERING-SCIENCE, INC.

UNITED STATES ARMY
 CORPS OF ENGINEERS
 Seneca Army Depot
 Romulus, New York

LOG OF BORING SB26-7

LOG OF BORING NO. SB26-8

PROJECT: SEAD-25 & SEAD-26 RI/FS	DEPTH TO WATER (ft): 9.0
PROJECT LOCATION: Seneca Army Depot Activity, Romulus, NY 14541	BORING LOCATION (N/E): 991754.6 751203.8
ASSOCIATED UNIT/AREA: SEAD-26	REFERENCE COORDINATE SYSTEM: NY STATE PLANAR
PROJECT NO: 728059	GROUND SURFACE ELEVATION (ft): 750.5
DATE STARTED: 09/21/95	DATUM: NGVD 88
DATE COMPLETED: 09/21/95	INSPECTOR: F. O'Loughlin
DRILLING CONTRACTOR: Empire Soils Investigation, Inc.	CHECKED BY: P.Feschbach-Meriney
DRILLING METHOD: Hollow Stem Auger	
SAMPLING METHOD: 3 inch Split Spoons	

Sample Number	Blow Counts (# Blows per 6")	Sample Advance	Sample Recovery	VOC Screen-PID (ppm)	Rad Screen (cps)	Depth (ft.)	USCS CLASS	This log is part of a report prepared by Parsons Engineering-Science, Inc. for the named project and should be read together with the report for complete interpretation. This summary applies only at the location of this boring and at the time of drilling. Subsurface conditions may differ at other locations.			
								Depth	Macro	Macro Lithology	
DESCRIPTION											
SB26-8-00	18	2.00	1.4	0	NA	1	GM	Dark gray to black fine gravel-sized SHALE fragments, little fine Sand, dry to moist, no odor.	0.00	FL	
	19										
	24										
	27										
	26	2.00	0.9	0	NA	2					
	26										
	25										
	24										
	22	2.00	1.0	0	NA	4					
	23										
	26										
	22										
SB26-8-04	19	2.00	1.6	0	NA	6	ML	Grayish brown SILT, some Clay, little fine to medium gravel-sized Shale fragments, trace very fine Sand, moist, no odor.	6.00	TL	
	20										
	23										
	24										
SB26-8-05	27	2.00	1.6	0	NA	8					
	52										
	60										
	34										
	9					8.3		Gray to dark gray highly fissile SHALE, some interstitial brown Silt, Clay, and very fine Sand, moist, no odor.		WS	
	10										

NOTES: Monitoring Well MW26-8 was installed in this soil boring.



ENGINEERING-SCIENCE, INC.

UNITED STATES ARMY
CORPS OF ENGINEERS
Seneca Army Depot
Romulus, New York

LOG OF BORING SB26-8

PROJECT: **SEAD-25 & SEAD-26 RI/FS**
 PROJECT NO: **728059**

GROUND SURFACE ELEVATION: **750.5**
 INSPECTOR: **F. O'Loughlin**
 CHECKED BY: **P.Feschbach-Meriney**

PROJECT LOCATION: **Seneca Army Depot Activity, Romulus, NY 14541**

Sample Number	Blow Counts (# Blows per 6")	Sample Advance	Sample Recovery	VOC Screen-PID (ppm)	Rad Screen (cps)	Depth (ft.)	USCS CLASS	This log is part of a report prepared by Parsons Engineering-Science, Inc. for the named project and should be read together with the report for complete interpretation. This summary applies only at the location of this boring and at the time of drilling. Subsurface conditions may differ at other locations.			
								Depth	Macro	Macro Lithology	
DESCRIPTION								Depth	Macro	Macro Lithology	
55 100/2		0.70	0.3	0	NA	11	BK	Gray to dark gray highly fissile SHALE, some interstitial brown Silt, Clay, and very fine Sand, moist to wet, no odor.	11.50		
								AUGER REFUSAL AT 11.5 FEET. Gray to dark gray SHALE, dry.		CS	

NOTES: Monitoring Well MW26-8 was installed in this soil boring.



ENGINEERING-SCIENCE, INC.

UNITED STATES ARMY
 CORPS OF ENGINEERS
 Seneca Army Depot
 Romulus, New York

LOG OF BORING SB26-8

LOG OF BORING NO. SB26-9

PROJECT: SEAD-25 & SEAD-26 RI/FS	DEPTH TO WATER (ft): 8.9
PROJECT LOCATION: Seneca Army Depot Activity, Romulus, NY 14541	BORING LOCATION (N/E): 991722.5 751224.7
ASSOCIATED UNIT/AREA: SEAD-26	REFERENCE COORDINATE SYSTEM: NY STATE PLANAR
PROJECT NO: 728059	GROUND SURFACE ELEVATION (ft): 750.9
DATE STARTED: 09/25/95	DATUM: NGVD 88
DATE COMPLETED: 09/25/95	INSPECTOR: F. O'Loughlin
DRILLING CONTRACTOR: Empire Soils Investigation, Inc.	CHECKED BY: P.Feschbach-Meriney
DRILLING METHOD: Hollow Stem Auger	
SAMPLING METHOD: 3 inch Split Spoons	

Sample Number	Blow Counts (# Blows per 6")	Sample Advance	Sample Recovery	VOC Screen-PID (ppm)	Rad Screen (cps)	Depth (ft.)	USCS CLASS	This log is part of a report prepared by Parsons Engineering-Science, Inc. for the named project and should be read together with the report for complete interpretation. This summary applies only at the location of this boring and at the time of drilling. Subsurface conditions may differ at other locations.			Depth	Macro	Macro Lithology
								DESCRIPTION					
SB26-9-00	8	2.00	1.2	0	NA	1	SM	Brown SILT and fine SAND, some fine to coarse gravel-sized Shale fragments, moist, no odor.			0.00	FL	
	14												
	25												
	20												
SB26-9-04	8	2.00	0.3	0	NA	2	SM	Olive gray-brown SILT and very fine SAND, little fine to medium gravel-sized Shale fragments, trace Clay, moist, no odor.			6.00	TL	
	10												
	13												
	20												
SB26-9-05	15	2.00	0.55	0	NA	4	SM	Olive gray-brown SILT and very fine SAND, little fine to medium gravel-sized Shale fragments, trace Clay, moist, no odor.			8.00	WS	
	32												
	9												
	9												
SB26-9-05	7	2.00	1.55	0	NA	6	SM	Olive gray-brown SILT and very fine SAND, little fine to medium gravel-sized Shale fragments, trace Clay, moist, no odor.			8.00	WS	
	9												
	12												
	22												
SB26-9-05	14	2.00	1.3	0	NA	8	SM	Gray to dark gray highly fissile SHALE, some interstitial brown Silt, Clay, and very fine Sand, wet to saturated, no odor.			8.00	WS	
	18												
	18												
	25												
						9							
						10							

NOTES: Monitoring Well MW26-9 was installed in this soil boring.



UNITED STATES ARMY
CORPS OF ENGINEERS
Seneca Army Depot
Romulus, New York

LOG OF BORING SB26-9

PROJECT: **SEAD-25 & SEAD-26 RI/FS**
 PROJECT NO: **728059**

GROUND SURFACE ELEVATION: **750.9**
 INSPECTOR: **F. O'Loughlin**
 CHECKED BY: **P.Feschbach-Meriney**

PROJECT LOCATION: **Seneca Army Depot Activity, Romulus, NY 14541**

Sample Number	Blow Counts (# Blows per 6")	Sample Advance	Sample Recovery	VOC Screen-PID (ppm)	Rad Screen (cps)	Depth (ft.)	USCS CLASS	This log is part of a report prepared by Parsons Engineering-Science, Inc. for the named project and should be read together with the report for complete interpretation. This summary applies only at the location of this boring and at the time of drilling. Subsurface conditions may differ at other locations.					
								Depth	Macro	Macro Lithology			
DESCRIPTION													
40 100/.2		0.70	0.7	0	NA	11 12		Gray to dark gray highly fissile SHALE, some interstitial brown Silt, Clay, and very fine Sand, wet to saturated, no odor. SPLIT SPOON REFUSAL AT 10.7 FEET.			12.20		
								AUGER REFUSAL AT 12.2 FEET. Gray to dark gray SHALE, dry, no odor.				CS	

NOTES: Monitoring Well MW26-9 was installed in this soil boring.



ENGINEERING-SCIENCE, INC.

UNITED STATES ARMY
 CORPS OF ENGINEERS
 Seneca Army Depot
 Romulus, New York

LOG OF BORING SB26-9

Sheet 2 of 2

LOG OF BORING NO. SB26-10

<p>PROJECT: SEAD-25 & SEAD-26 RI/FS PROJECT LOCATION: Seneca Army Depot Activity, Romulus, NY 14541 ASSOCIATED UNIT/AREA: SEAD-26 PROJECT NO: 728059 DATE STARTED: 09/20/95 DATE COMPLETED: 09/20/95 DRILLING CONTRACTOR: Empire Soils Investigation, Inc. DRILLING METHOD: Hollow Stem Auger SAMPLING METHOD: 3 inch Split Spoons</p>	<p>DEPTH TO WATER (ft): 8.9 BORING LOCATION (N/E): 991652.5 751206.3 REFERENCE COORDINATE SYSTEM: NY STATE PLANAR GROUND SURFACE ELEVATION (ft): 751.5 DATUM: NGVD 88 INSPECTOR: F. O'Loughlin CHECKED BY: P.Feschbach-Meriney</p>
---	---

Sample Number	Blow Counts (# Blows per 6")	Sample Advance	Sample Recovery	VOC Screen-PID (ppm)	Rad Screen (cps)	Depth (ft.)	USCS CLASS	DESCRIPTION	Depth	Macro	Macro Lithology
This log is part of a report prepared by Parsons Engineering-Science, Inc. for the named project and should be read together with the report for complete interpretation. This summary applies only at the location of this boring and at the time of drilling. Subsurface conditions may differ at other locations.											
SB26-10-00	23	2.00	1.1	0	NA	1	SM	Olive gray brown SILT, little Clay, very fine Sand and fine to coarse gravel-sized Shale fragments, moist, no odor.	0.00	FL	
	17										
	14										
	14										
SB26-10-03	14	2.00	1.0	0	NA	2	SM	Olive gray brown SILT, little Clay, very fine Sand and fine to coarse gravel-sized Shale fragments, wet to saturated, no odor.	4.5	FL	
	7										
	7										
	5										
SB26-10-04	5	2.00	1.1	0	NA	4.5	SW	Yellow-brown fine to medium SAND, some Pottery-like material, trace black Ash, wet.	4.8	FL	
	7										
	7										
	5										
SB26-10-04	7	2.00	1.3	0	NA	6	SM	Olive gray-brown SILT and very fine SAND, little fine to medium gravel-sized Shale fragments, trace Clay, trace oxidation, wet, no odor.	7.0	TL	
	8										
	8										
	12										
SB26-10-04	28	0.90	0.9	0	NA	8	SM	Gray to dark gray highly fissile SHALE, some interstitial brown Silt, Clay, and very fine Sand, trace oxidation, wet, no odor.	8.5	WS	
	100/4										
						9					
						10					

NOTES: Monitoring Well MW26-10 was installed in this soil boring.



ENGINEERING-SCIENCE, INC.

UNITED STATES ARMY
 CORPS OF ENGINEERS
 Seneca Army Depot
 Romulus, New York

LOG OF BORING SB26-10

PROJECT: **SEAD-25 & SEAD-26 RI/FS**
 PROJECT NO: **728059**
 PROJECT LOCATION: **Seneca Army Depot Activity, Romulus, NY 14541**

GROUND SURFACE ELEVATION: **751.5**
 INSPECTOR: **F. O'Loughlin**
 CHECKED BY: **P.Feschbach-Meriney**

Sample Number	Blow Counts (# Blows per 6")	Sample Advance	Sample Recovery	VOC Screen-PID (ppm)	Rad Screen (cps)	Depth (ft.)	USCS CLASS	This log is part of a report prepared by Parsons Engineering-Science, Inc. for the named project and should be read together with the report for complete interpretation. This summary applies only at the location of this boring and at the time of drilling. Subsurface conditions may differ at other locations.		
								Depth	Macro	Macro Lithology
								DESCRIPTION		
	100/3	0.30	0.3	0	NA	11		Gray to dark gray highly fissile SHALE, some interstitial brown Silt, Clay, and very fine Sand, no odor.		
						12		AUGER REFUSAL AT 12.0 FEET. Gray to dark gray SHALE, dry, no odor.		

NOTES: Monitoring Well MW26-10 was installed in this soil boring.



ENGINEERING-SCIENCE, INC.

UNITED STATES ARMY
 CORPS OF ENGINEERS
 Seneca Army Depot
 Romulus, New York

LOG OF BORING SB26-10

LOG OF BORING NO. SB26-11

<p>PROJECT: SEAD-25 & SEAD-26 RI/FS PROJECT LOCATION: Seneca Army Depot Activity, Romulus, NY 14541 ASSOCIATED UNIT/AREA: SEAD-26 PROJECT NO: 728059 DATE STARTED: 10/19/95 DATE COMPLETED: 10/19/95 DRILLING CONTRACTOR: Empire Soils Investigation, Inc. DRILLING METHOD: Hollow Stem Auger SAMPLING METHOD: 3 inch Split Spoons</p>	<p>DEPTH TO WATER (ft): 12.0 BORING LOCATION (N/E): 992690.3 751235.7 REFERENCE COORDINATE SYSTEM: NY STATE PLANAR GROUND SURFACE ELEVATION (ft): 754.9 DATUM: NGVD 88 INSPECTOR: F. O'Loughlin CHECKED BY: P.Feschbach-Meriney</p>
---	--

Sample Number	Blow Counts (# Blows per 6")	Sample Advance	Sample Recovery	VOC Screen-PID (ppm)	Rad Screen (cps)	Depth (ft.)	USCS CLASS	This log is part of a report prepared by Parsons Engineering-Science, Inc. for the named project and should be read together with the report for complete interpretation. This summary applies only at the location of this boring and at the time of drilling. Subsurface conditions may differ at other locations.			Depth	Macro	Macro Lithology
								DESCRIPTION					
SB26-11-00	17	2.00	0.6	0	NA	0.00	SM	Olive gray brown SILT, little Clay, very fine Sand, and fine to coarse gravel-sized Shale fragments, moist, no odor.			FL	○	
SB26-11-01	31					1							
	44					2		Olive gray brown SILT, little Clay, very fine Sand, and fine to coarse gravel-sized Shale fragments, saturated, no odor.				○	
	30					2.6							
	8	2.00	1.3	0	NA	2.9	SM	Grayish brown SILT and CLAY, trace fine to medium gravel-sized Shale fragments, moist, no odor.				○	
	10					3	ML						
	7					3.3	SM	Grayish brown SILT, some Clay, little fine to medium gravel-sized Shale fragments, trace very fine Sand, moist, no odor.				○	
	9					4							
SB26-11-03	6	2.00	1.5	0	NA	5						○	
	9					6							
	9					7						○	
	11					8							
	6	2.00	1.5	0	NA	9						○	
	8					10							
	9											○	
	9												
	9	2.00	1.1	0	NA							○	
	6												
	7											○	
	9												

NOTES: Monitoring Well MW26-11 was installed in this soil boring.



ENGINEERING-SCIENCE, INC.

UNITED STATES ARMY
 CORPS OF ENGINEERS
 Seneca Army Depot
 Romulus, New York

LOG OF BORING SB26-11

Sample Number	Blow Counts (# Blows per 6")	Sample Advance	Sample Recovery	VOC Screen-PID (ppm)	Rad Screen (cps)	Depth (ft.)	USCS CLASS	This log is part of a report prepared by Parsons Engineering-Science, Inc. for the named project and should be read together with the report for complete interpretation. This summary applies only at the location of this boring and at the time of drilling. Subsurface conditions may differ at other locations.			Depth	Macro	Macro Lithology
								DESCRIPTION					
SB26-11-06	5	2.00	1.7	0	NA	11	SM	Grayish brown SILT, some Clay, little fine to medium gravel-sized Shale fragments, trace very fine Sand, moist, no odor.			12.00	TL	
	9												
SB26-11-07	9	1.90	1.5	0	NA	12	SM	Grayish brown SILT, some Clay, little fine to medium gravel-sized Shale fragments, trace very fine Sand, moist, no odor.			13.30	WS	
	24												
	100/.3	0.30	0	0	NA	14		Gray to dark gray highly fissile SHALE, some interstitial brown Silt, Clay, and very fine Sand, wet, no odor. SPLIT SPOON REFUSAL AT 13.9 FEET.			15.00	CS	
								AUGER REFUSAL AT 15 FEET. Gray to dark gray SHALE, dry, no odor.					

NOTES: Monitoring Well MW26-11 was installed in this soil boring.



ENGINEERING-SCIENCE, INC.

UNITED STATES ARMY
CORPS OF ENGINEERS
Seneca Army Depot
Romulus, New York

LOG OF BORING SB26-11

LOG OF BORING NO. SB26-12

<p>PROJECT: SEAD-25 & SEAD-26 RI/FS</p> <p>PROJECT LOCATION: Seneca Army Depot Activity, Romulus, NY 14541</p> <p>ASSOCIATED UNIT/AREA: SEAD-26</p> <p>PROJECT NO: 728059</p> <p>DATE STARTED: 10/18/95</p> <p>DATE COMPLETED: 10/18/95</p> <p>DRILLING CONTRACTOR: Empire Soils Investigation, Inc.</p> <p>DRILLING METHOD: Hollow Stem Auger</p> <p>SAMPLING METHOD: 3 inch Split Spoons</p>	<p>DEPTH TO WATER (ft): 14.5</p> <p>BORING LOCATION (N/E): 992193.2 751175.9</p> <p>REFERENCE COORDINATE SYSTEM: NY STATE PLANAR</p> <p>GROUND SURFACE ELEVATION (ft): 753.7</p> <p>DATUM: NGVD 88</p> <p>INSPECTOR: F. O'Loughlin</p> <p>CHECKED BY: P.Feschbach-Meriney</p>
---	--

Sample Number	Blow Counts (# Blows per 6")	Sample Advance	Sample Recovery	VOC Screen-PID (ppm)	Rad Screen (cps)	Depth (ft.)	USCS CLASS	DESCRIPTION	Depth	Macro	Macro Lithology
SB26-12-00		1.00	0.5	0	NA	1	GM	Dark gray to black fine gravel-sized SHALE fragments, little fine Sand, saturated, no odor.	0.00	FL	
						2.0	SM				
		1.50	1.2	6	NA	3					
						3.3	ML				
SB26-12-04	80 35 32 30	2.00	0.9	0	NA	4	Grayish brown SILT, some Clay, little fine to medium gravel-sized Shale fragments, trace very fine Sand, trace oxidation, wet to saturated, petroleum odor.				
						5					
						6					
	26 24 33 50	2.00	1.1	15	NA	7					
						8					
	20 58 75 46	2.00	1.2	0	NA	9					
					10						

NOTES: This soil boring was drilled at a 50 degree angle to the horizontal. The first 4 feet of the boring were advanced by pushing the split spoon into the overburden.



ENGINEERING-SCIENCE, INC.

UNITED STATES ARMY
CORPS OF ENGINEERS
Seneca Army Depot
Romulus, New York

LOG OF BORING SB26-12

Sample Number	Blow Counts (# Blows per 6")	Sample Advance	Sample Recovery	VOC Screen-PID (ppm)	Rad Screen (cps)	Depth (ft.)	USCS CLASS	This log is part of a report prepared by Parsons Engineering-Science, Inc. for the named project and should be read together with the report for complete interpretation. This summary applies only at the location of this boring and at the time of drilling. Subsurface conditions may differ at other locations.			Depth	Macro	Macro Lithology
								DESCRIPTION					
	80 12 19 28	2.00	0	0	NA	11	ML	Grayish brown SILT, some Clay, little fine to medium gravel-sized Shale fragments, trace very fine Sand, trace oxidation, wet to saturated, petroleum odor.					
	24 16 18 20	2.00	1.1	0	NA	12	ML	Olive gray-brown SILT and very fine SAND, little fine to medium gravel-sized Shale fragments, moist to wet, no odor.					
SB26-12-08	7 16 8 7	2.00	1.0	0	NA	14	ML	Olive gray-brown SILT and very fine SAND, little fine to medium gravel-sized Shale fragments, moist to wet, no odor.	14.00	TL			
	8 18 60 150	2.00	1.7	0	NA	16		Gray to dark gray highly fissile SHALE, some interstitial brown Silt, Clay, and very fine Sand, saturated, no odor.	16.00	WS			
						17		SPLIT SPOON REFUSAL AT 17.5 FEET.	17.50	CS			
						18		AUGER REFUSAL AT 18.0 FEET. Gray to dark gray SHALE, saturated, no odor.					

NOTES: This soil boring was drilled at a 50 degree angle to the horizontal. The first 4 feet of the boring were advanced by pushing the split spoon into the overburden.



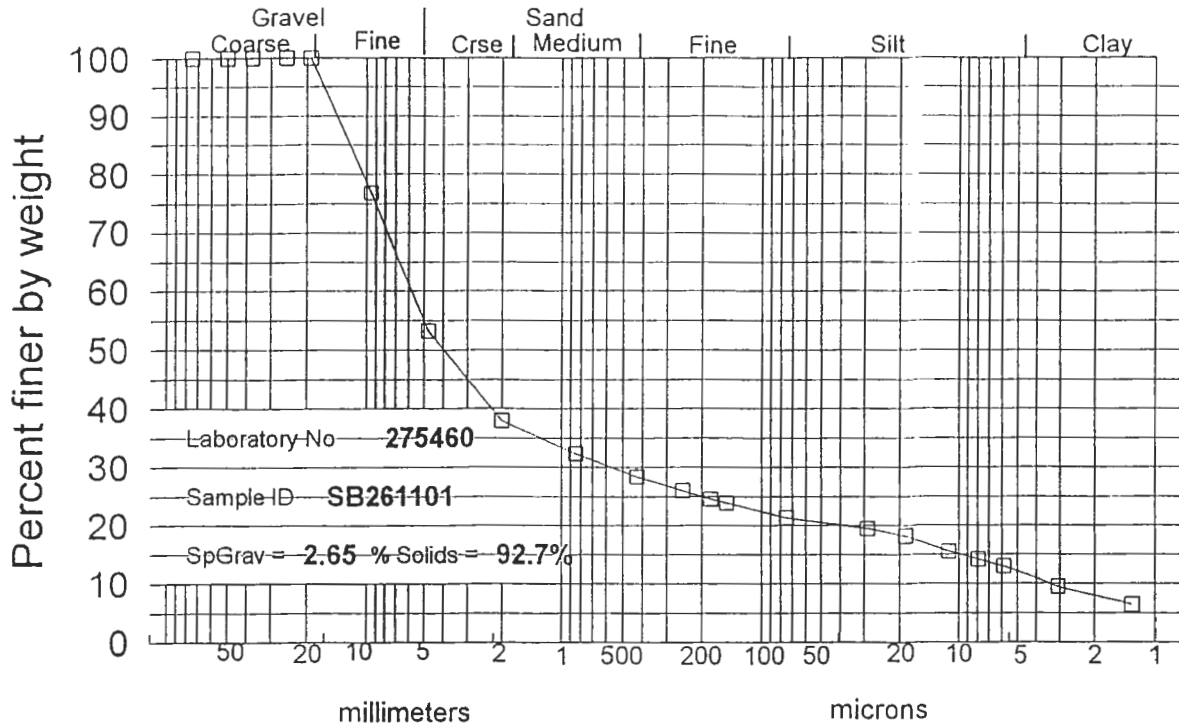
Inchcape

ASTM D422 Particle Size Analysis

Sample ID

SB261101

Sample preparation by: D2217



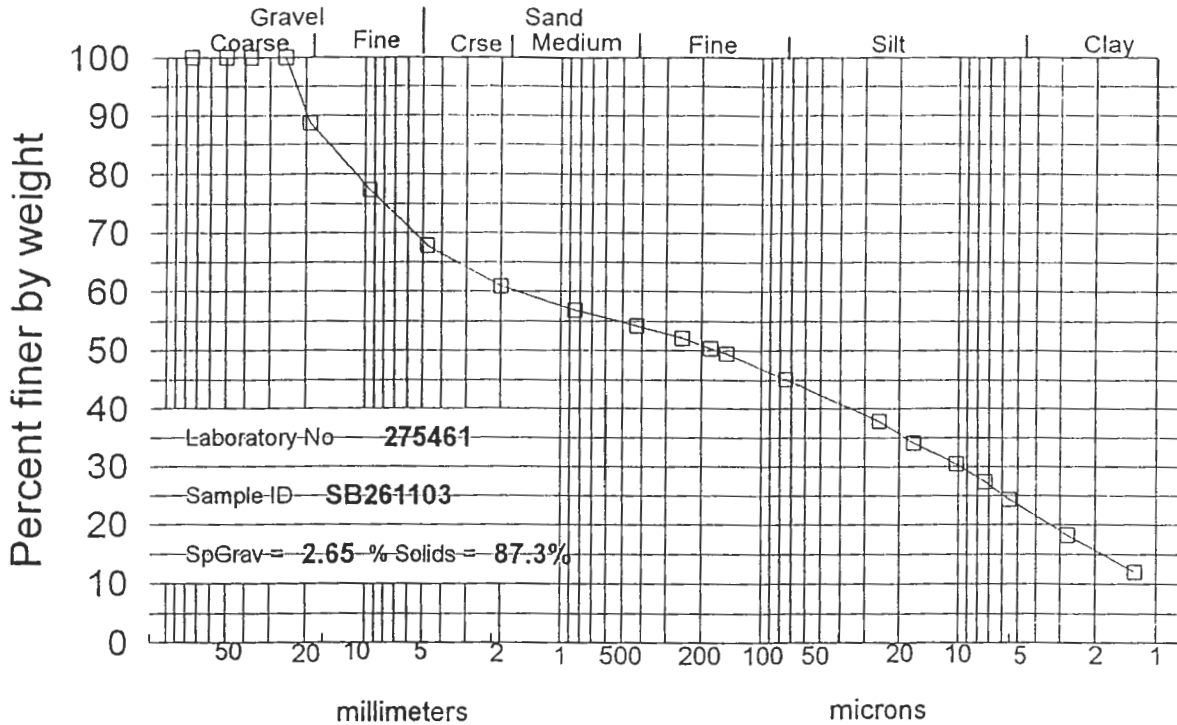
Particle Size, millimeters (mm) and microns (um)

Maximum particle size: 19 mm

Shape and hardness (>#10): Subrounded Hard to brittle

Sieve size	Particle Size	Percent finer	Incremental percent	Specific Gravity assumed
3 inch	75.00 mm	100.0	0.0	
2 inch	50.00	100.0	0.0	
1.5 inch	37.50	100.0	0.0	
1 inch	25.00	100.0	0.0	
3/4 inch	19.00	100.0	0.0	
3/8 inch	9.50	76.8	23.2	
#4	4.75	53.2	23.6	
#10	2.00	37.9	15.3	
#20	850.0 um	32.3	5.6	
#40	425.0	28.3	3.9	
#60	250.0	25.9	2.4	
#80	180.0	24.5	1.4	
#100	150.0	23.9	0.6	
#200	75.0	21.3	2.6	
Hydrometer	29.0	19.5	1.8	Dispersion of soil
	18.7	18.2	1.3	for hydrometer test
	11.2	15.6	2.6	by mechanical mixer
	7.9	14.3	1.3	with metal paddle
	5.9	13.0	1.3	operated for one
	3.1	9.5	3.4	minutes within a
V	1.3	6.4	3.2	dispersion cup

Sample preparation by: D2217



Particle Size, millimeters (mm) and microns (um)

Maximum particle size: 25 mm

Shape and hardness (>#10): Subrounded Hard to brittle

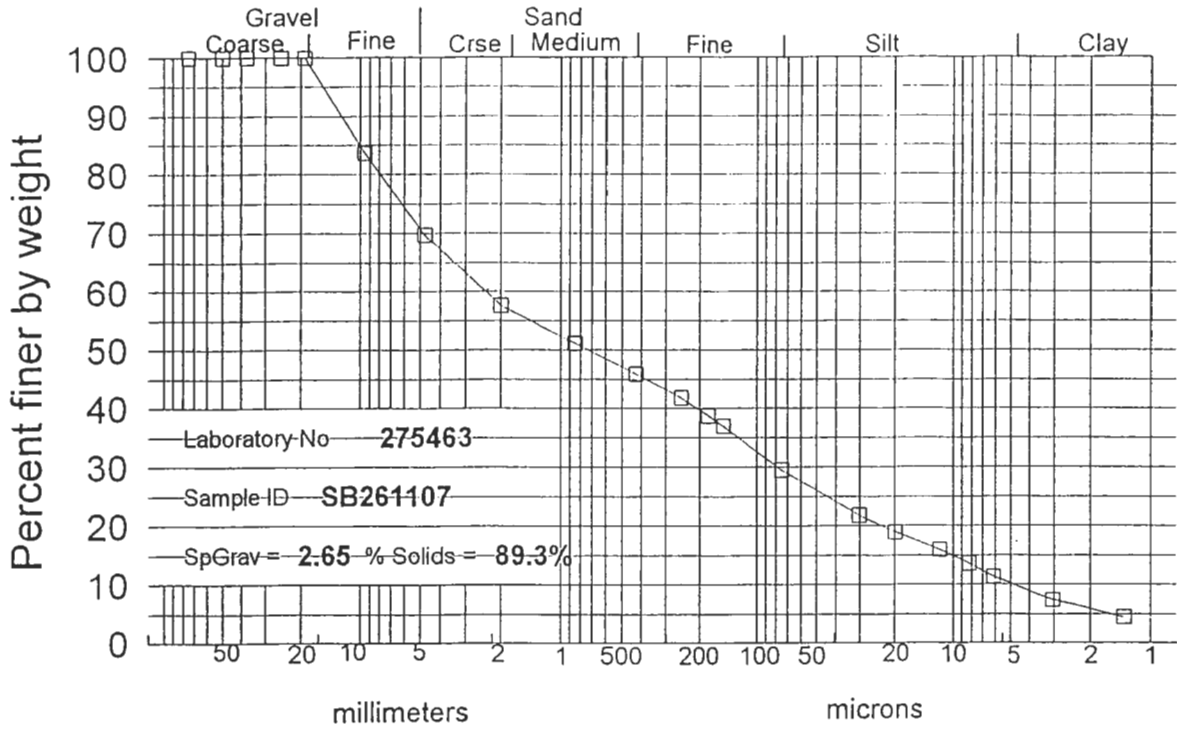
Sieve size	Particle Size	Percent finer	Incremental percent	Specific Gravity assumed
3 inch	75.00 mm	100.0	0.0	
2 inch	50.00	100.0	0.0	
1.5 inch	37.50	100.0	0.0	
1 inch	25.00	100.0	0.0	
3/4 inch	19.00	88.7	11.3	
3/8 inch	9.50	77.4	11.3	
#4	4.75	67.9	9.5	
#10	2.00	60.9	7.0	
#20	850.0 um	56.8	4.1	
#40	425.0	54.2	2.6	
#60	250.0	52.1	2.1	
#80	180.0	50.3	1.7	
#100	150.0	49.4	0.9	
#200	75.0	45.0	4.4	
Hydrometer	25.3	37.8	7.2	Dispersion of soil for hydrometer test by mechanical mixer with metal paddle operated for one minutes within a dispersion cup
	16.9	34.1	3.7	
	10.2	30.5	3.7	
	7.3	27.4	3.1	
	5.5	24.3	3.1	
	2.7	18.3	6.0	
V	1.3	12.0	6.3	

Inchcape

ASTM D422 Particle Size Analysis

Sample ID SB261107

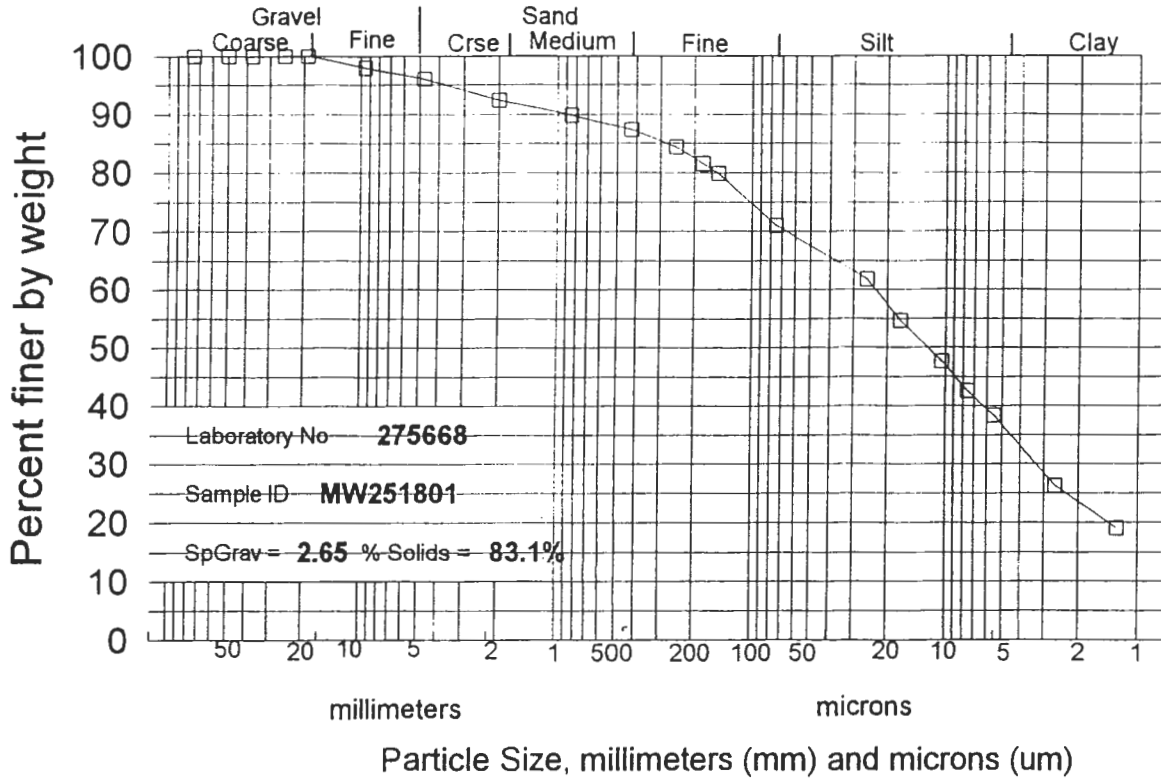
Sample preparation by: D2217



Maximum particle size: 19 mm

Shape and hardness (>#10): Subrounded Hard to brittle

Sieve size	Particle Size	Percent finer	Incremental percent	Specific Gravity assumed
3 inch	75.00 mm	100.0	0.0	
2 inch	50.00	100.0	0.0	
1.5 inch	37.50	100.0	0.0	
1 inch	25.00	100.0	0.0	
3/4 inch	19.00	100.0	0.0	
3/8 inch	9.50	83.6	16.4	
#4	4.75	69.6	14.0	
#10	2.00	57.6	12.1	
#20	850.0 um	51.1	6.5	
#40	425.0	45.9	5.2	
#60	250.0	41.8	4.1	
#80	180.0	38.7	3.1	
#100	150.0	37.0	1.7	
#200	75.0	29.4	7.5	
Hydrometer	30.4	21.8	7.6	Dispersion of soil
	19.8	18.9	2.9	for hydrometer test
	11.8	16.0	2.9	by mechanical mixer
	8.2	13.7	2.3	with metal paddle
	6.1	11.4	2.3	operated for one
	3.0	7.4	4.0	minutes within a
V	1.3	4.3	3.1	dispersion cup



Maximum particle size: 19 mm Shape and hardness (>#10): Rounded Soft to Brittle

Sieve size	Particle Size	Percent finer	Incremental percent	Specific Gravity assumed
3 inch	75.00 mm	100.0	0.0	
2 inch	50.00	100.0	0.0	
1.5 inch	37.50	100.0	0.0	
1 inch	25.00	100.0	0.0	
3/4 inch	19.00	100.0	0.0	
3/8 inch	9.50	98.0	2.0	
#4	4.75	96.0	2.0	
#10	2.00	92.4	3.6	
#20	850.0 µm	89.8	2.6	
#40	425.0	87.4	2.5	
#60	250.0	84.4	3.0	
#80	180.0	81.6	2.8	
#100	150.0	79.8	1.7	
#200	75.0	71.0	8.9	
Hydrometer	25.6	61.8	9.2	Dispersion of soil for hydrometer test by mechanical mixer with metal paddle operated for one minutes within a dispersion cup
	17.1	54.6	7.1	
	10.4	47.6	7.1	
	7.6	42.5	5.1	
	5.5	38.4	4.1	
	2.6	26.3	12.1	
V	1.3	19.0	7.3	

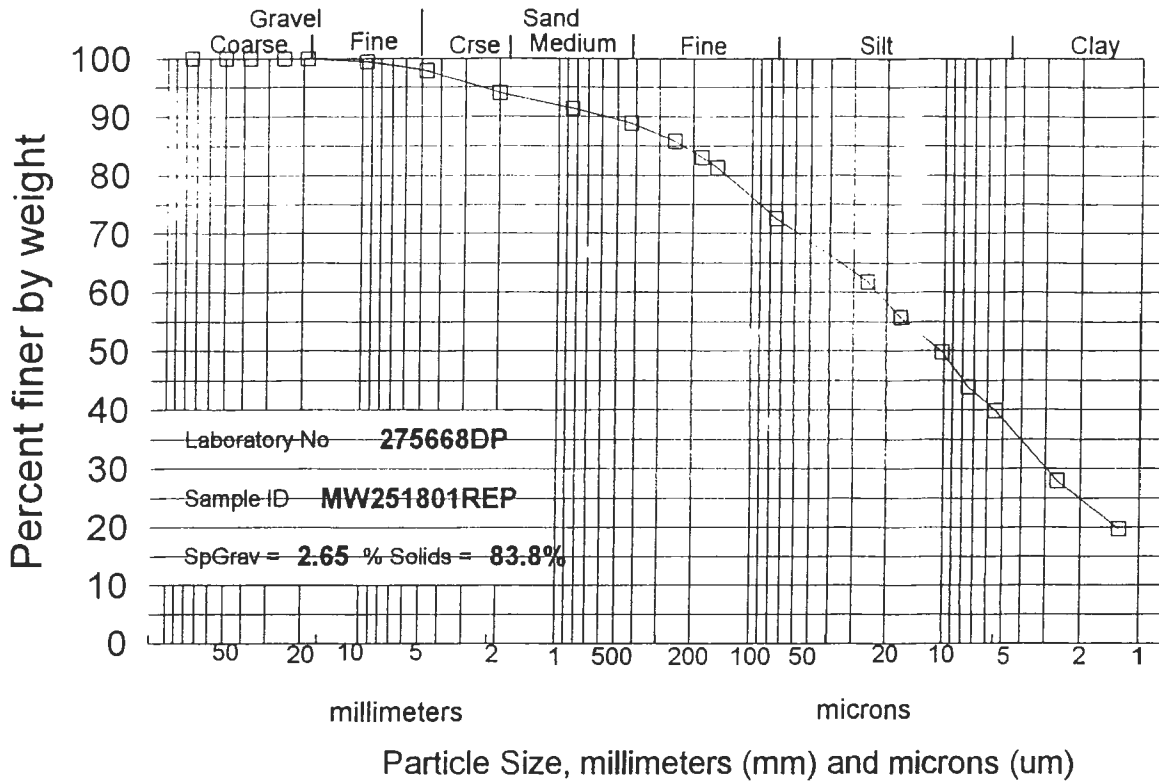
Inchcape

ASTM D422 Particle Size Analysis

Sample ID

MW251801REP

Sample preparation by: D2217



Maximum particle size: 19 mm

Shape and hardness (>#10): Rounded

Soft to Brittle

Sieve size	Particle Size	Percent finer	Incremental percent	Specific Gravity assumed
3 inch	75.00 mm	100.0	0.0	
2 inch	50.00	100.0	0.0	
1.5 inch	37.50	100.0	0.0	
1 inch	25.00	100.0	0.0	
3/4 inch	19.00	100.0	0.0	
3/8 inch	9.50	99.5	0.5	
#4	4.75	97.9	1.6	
#10	2.00	94.1	3.8	
#20	850.0 um	91.4	2.6	
#40	425.0	88.9	2.5	
#60	250.0	85.9	3.0	
#80	180.0	83.0	2.8	
#100	150.0	81.3	1.7	
#200	75.0	72.5	8.8	
Hydrometer	25.3	61.8	10.7	Dispersion of soil
	16.9	55.8	6.0	for hydrometer test
	10.2	49.8	6.0	by mechanical mixer
	7.5	43.8	6.0	with metal paddle
	5.5	39.8	4.0	operated for one
	2.6	27.9	11.9	minutes within a
V	1.3	19.7	8.2	dispersion cup

Printed by *[Signature]*

13:45 on 16-Nov-95

Set 181
Lab No. 275668DP

000020

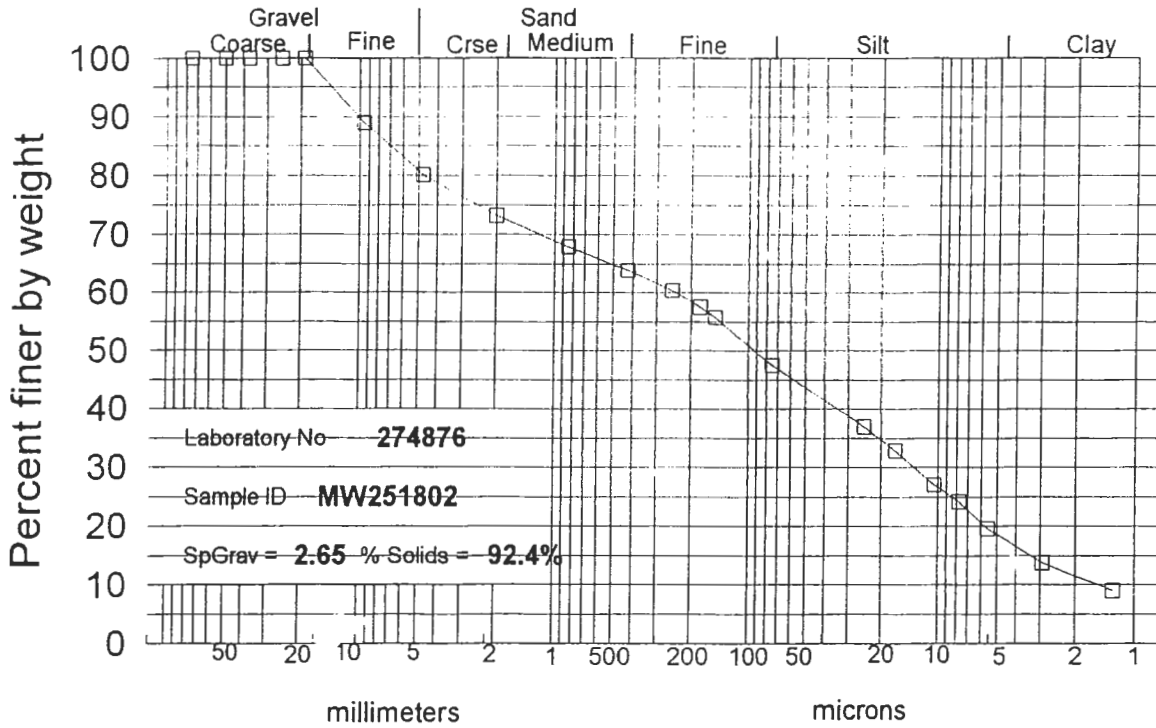
Inchcape

ASTM D422 Particle Size Analysis

Sample ID

MW251802

Sample preparation by: D2217



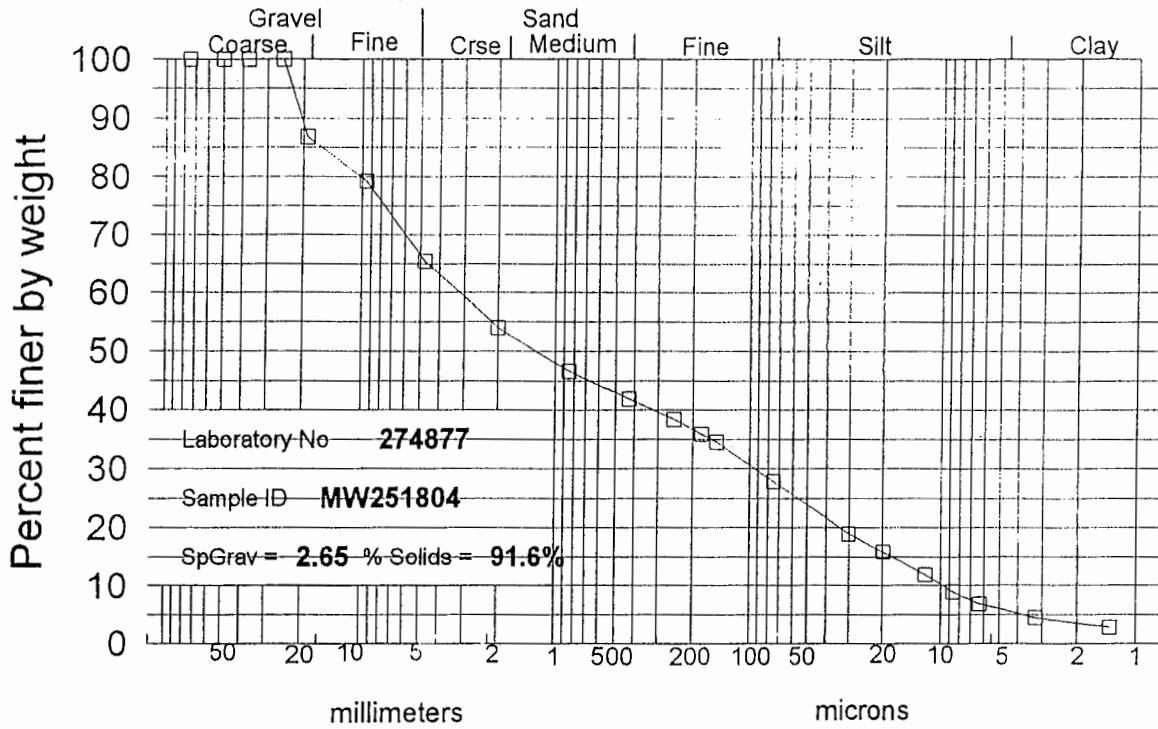
Particle Size, millimeters (mm) and microns (um)

Maximum particle size: 19 mm

Shape and hardness (>#10): Rounded

Hard to brittle

Sieve size	Particle Size	Percent finer	Incremental percent	Specific Gravity assumed
3 inch	75.00 mm	100.0	0.0	
2 inch	50.00	100.0	0.0	
1.5 inch	37.50	100.0	0.0	
1 inch	25.00	100.0	0.0	
3/4 inch	19.00	100.0	0.0	
3/8 inch	9.50	89.0	11.0	
#4	4.75	80.2	8.8	
#10	2.00	73.1	7.0	
#20	850.0 um	67.9	5.2	
#40	425.0	63.8	4.1	
#60	250.0	60.3	3.5	
#80	180.0	57.5	2.9	
#100	150.0	55.8	1.7	
#200	75.0	47.4	8.3	
Hydrometer	24.9	36.9	10.5	Dispersion of soil for hydrometer test by mechanical mixer with metal paddle operated for one minutes within a dispersion cup
	16.8	32.9	4.1	
	10.4	27.1	5.8	
	7.8	24.2	2.9	
	5.5	19.5	4.6	
	2.9	13.8	5.7	
V	1.3	9.0	4.8	



Particle Size, millimeters (mm) and microns (um)

Maximum particle size: 25 mm

Shape and hardness (>#10): Subrounded Hard to brittle

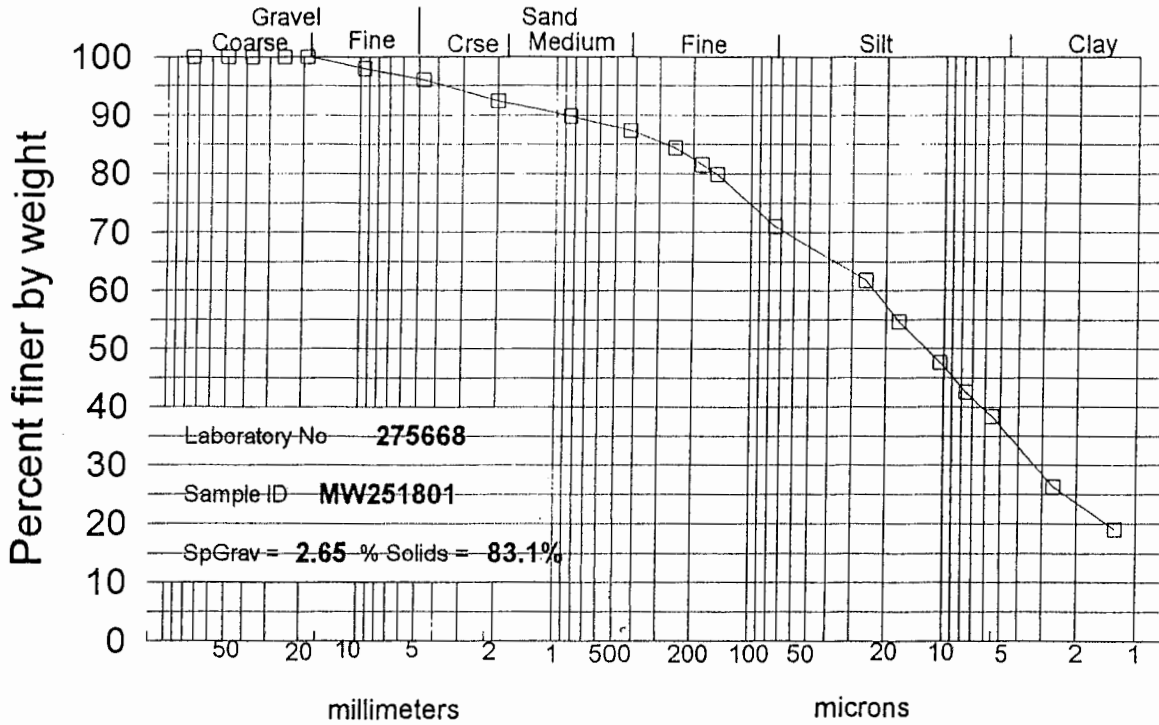
Sieve size	Particle Size	Percent finer	Incremental percent	Specific Gravity assumed
3 inch	75.00 mm	100.0	0.0	
2 inch	50.00	100.0	0.0	
1.5 inch	37.50	100.0	0.0	
1 inch	25.00	100.0	0.0	
3/4 inch	19.00	86.8	13.2	
3/8 inch	9.50	79.2	7.6	
#4	4.75	65.4	13.8	
#10	2.00	54.0	11.4	
#20	850.0 um	46.6	7.3	
#40	425.0	41.8	4.8	
#60	250.0	38.4	3.4	
#80	180.0	35.9	2.5	
#100	150.0	34.5	1.4	
#200	75.0	27.8	6.7	
Hydrometer	30.4	18.9	8.9	Dispersion of soil for hydrometer test by mechanical mixer with metal paddle operated for one minutes within a dispersion cup
	19.9	15.9	3.0	
	12.0	11.8	4.0	
	8.6	8.9	3.0	
	6.3	6.9	2.0	
	3.2	4.4	2.5	
V	1.4	2.8	1.6	

Inchcape

ASTM D422 Particle Size Analysis

Sample ID **MW251801**

Sample preparation by: **D2217**



Particle Size, millimeters (mm) and microns (um)

Maximum particle size: 19 mm

Shape and hardness (>#10): Rounded Soft to Brittle

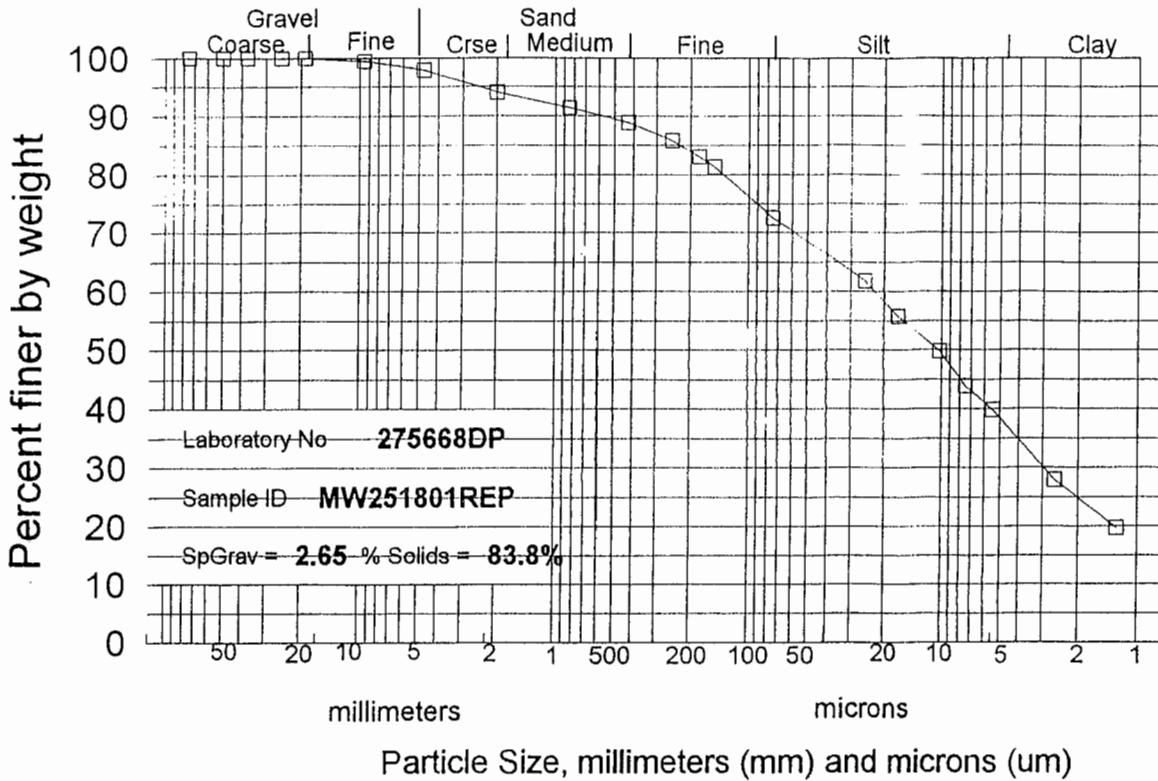
Sieve size	Particle Size	Percent finer	Incremental percent	Specific Gravity assumed
3 inch	75.00 mm	100.0	0.0	
2 inch	50.00	100.0	0.0	
1.5 inch	37.50	100.0	0.0	
1 inch	25.00	100.0	0.0	
3/4 inch	19.00	100.0	0.0	
3/8 inch	9.50	98.0	2.0	
#4	4.75	96.0	2.0	
#10	2.00	92.4	3.6	
#20	850.0 um	89.8	2.6	
#40	425.0	87.4	2.5	
#60	250.0	84.4	3.0	
#80	180.0	81.6	2.8	
#100	150.0	79.8	1.7	
#200	75.0	71.0	8.9	
Hydrometer	25.6	61.8	9.2	Dispersion of soil for hydrometer test by mechanical mixer with metal paddle operated for one minutes within a dispersion cup
	17.1	54.6	7.1	
	10.4	47.6	7.1	
	7.6	42.5	5.1	
	5.5	38.4	4.1	
	2.6	26.3	12.1	
V	1.3	19.0	7.3	

Printed by *[Signature]*

13:45 on 16-Nov-95

Set 181
Lab No. 275668

000019



Maximum particle size: 19 mm Shape and hardness (>#10): Rounded Soft to Brittle

Sieve size	Particle Size	Percent finer	Incremental percent	Specific Gravity assumed
3 inch	75.00 mm	100.0	0.0	
2 inch	50.00	100.0	0.0	
1.5 inch	37.50	100.0	0.0	
1 inch	25.00	100.0	0.0	
3/4 inch	19.00	100.0	0.0	
3/8 inch	9.50	99.5	0.5	
#4	4.75	97.9	1.6	
#10	2.00	94.1	3.8	
#20	850.0 um	91.4	2.6	
#40	425.0	88.9	2.5	
#60	250.0	85.9	3.0	
#80	180.0	83.0	2.8	
#100	150.0	81.3	1.7	
#200	75.0	72.5	8.8	
Hydrometer	25.3	61.8	10.7	Dispersion of soil for hydrometer test by mechanical mixer with metal paddle operated for one minutes within a dispersion cup
	16.9	55.8	6.0	
	10.2	49.8	6.0	
	7.5	43.8	6.0	
	5.5	39.8	4.0	
	2.6	27.9	11.9	
V	1.3	19.7	8.2	

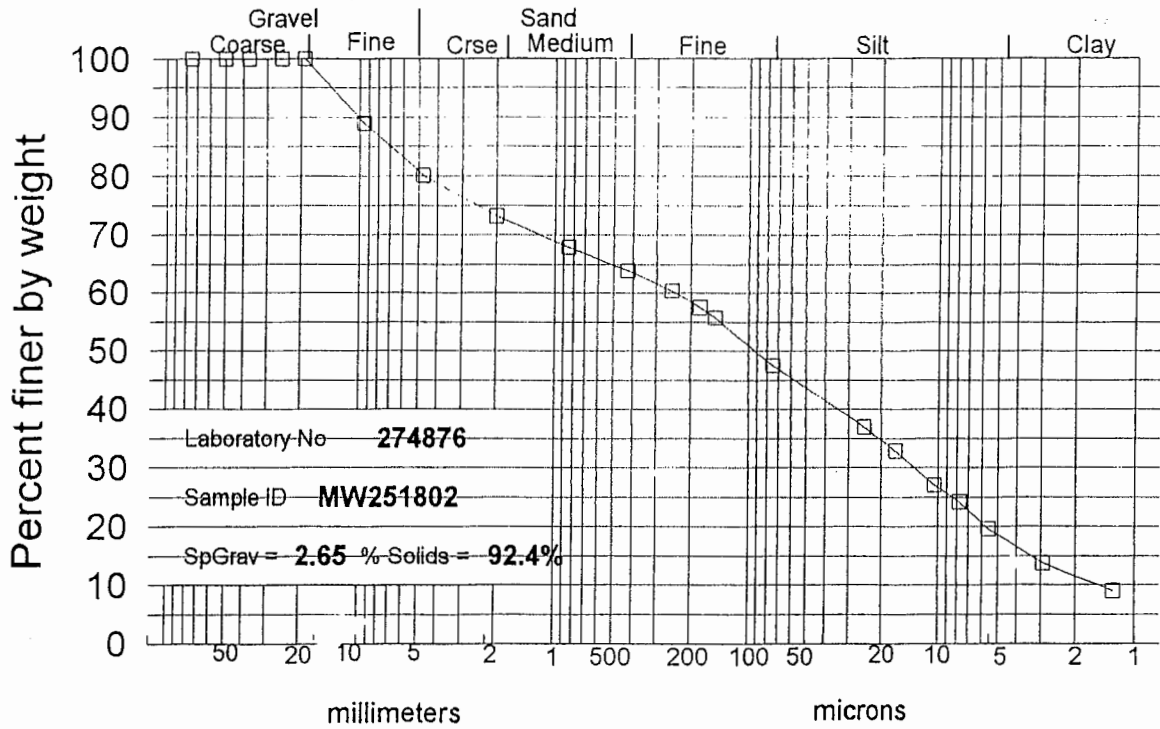
Inchcape

ASTM D422 Particle Size Analysis

Sample ID

MW251802

Sample preparation by: D2217



Particle Size, millimeters (mm) and microns (um)

Maximum particle size: 19 mm

Shape and hardness (>#10): Rounded

Hard to brittle

Sieve size	Particle Size	Percent finer	Incremental percent	Specific Gravity assumed
3 inch	75.00 mm	100.0	0.0	
2 inch	50.00	100.0	0.0	
1.5 inch	37.50	100.0	0.0	
1 inch	25.00	100.0	0.0	
3/4 inch	19.00	100.0	0.0	
3/8 inch	9.50	89.0	11.0	
#4	4.75	80.2	8.8	
#10	2.00	73.1	7.0	
#20	850.0 um	67.9	5.2	
#40	425.0	63.8	4.1	
#60	250.0	60.3	3.5	
#80	180.0	57.5	2.9	
#100	150.0	55.8	1.7	
#200	75.0	47.4	8.3	
Hydrometer	24.9	36.9	10.5	Dispersion of soil
	16.8	32.9	4.1	for hydrometer test
	10.4	27.1	5.8	by mechanical mixer
	7.8	24.2	2.9	with metal paddle
	5.5	19.5	4.6	operated for one
	2.9	13.8	5.7	minutes within a
	1.3	9.0	4.8	dispersion cup

Printed by *[Signature]*

10:35 on 10-Nov-95

Set 180
Lab No. 274876

000042

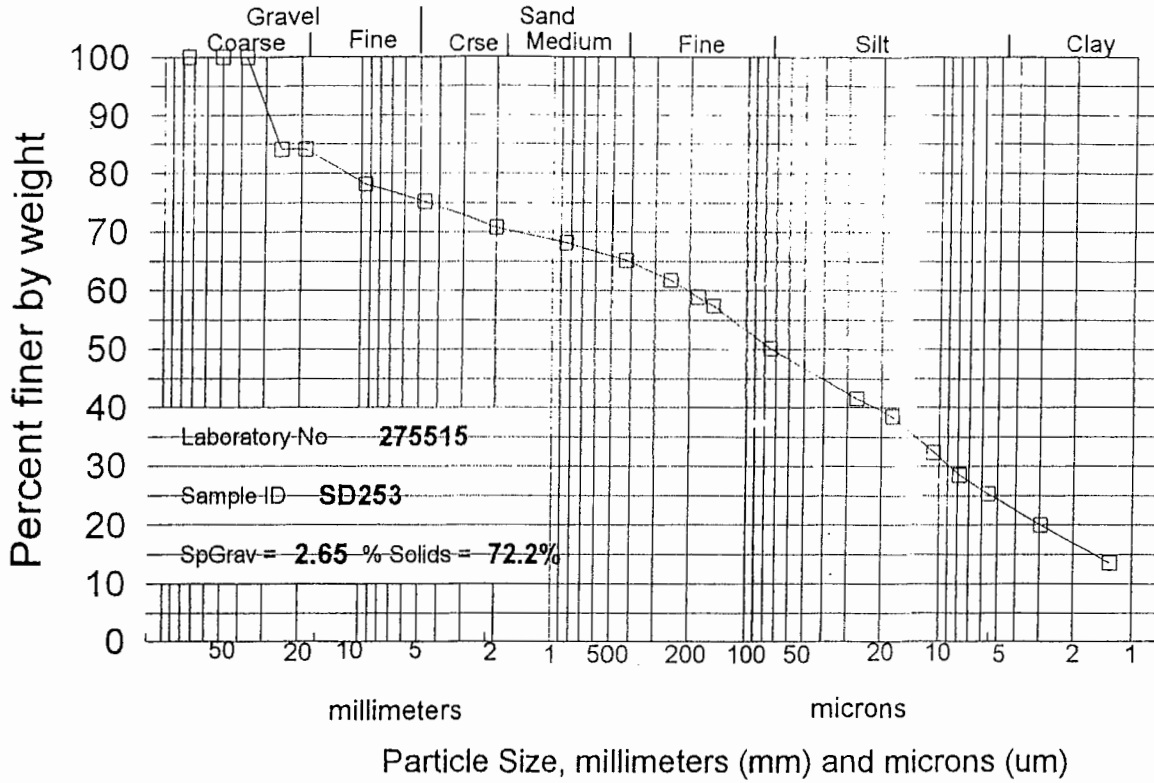
Inchcape

ASTM D422 Particle Size Analysis

Sample ID

SD253

Sample preparation by: D2217



Maximum particle size: 37.5 mm

Shape and hardness (>#10): Rounded

Hard to brittle

Sieve size	Particle Size	Percent finer	Incremental percent	Specific Gravity assumed
3 inch	75.00 mm	100.0	0.0	
2 inch	50.00	100.0	0.0	
1.5 inch	37.50	100.0	0.0	
1 inch	25.00	84.1	15.9	
3/4 inch	19.00	84.1	0.0	
3/8 inch	9.50	78.2	6.0	
#4	4.75	75.1	3.0	
#10	2.00	70.8	4.3	
#20	850.0 μ m	68.2	2.6	
#40	425.0	65.2	3.0	
#60	250.0	61.8	3.4	
#80	180.0	58.9	2.9	
#100	150.0	57.3	1.6	
#200	75.0	50.1	7.2	
Hydrometer	27.0	41.6	8.6	Dispersion of soil
	17.6	38.5	3.1	for hydrometer test
	10.7	32.3	6.2	by mechanical mixer
	7.8	28.4	3.9	with metal paddle
	5.5	25.3	3.1	operated for one
	2.9	20.0	5.3	minutes within a
V	1.3	13.6	6.4	dispersion cup

Printed by *[Signature]*

10:38 on 10-Nov-95

Set 180
 Lab No. 275515

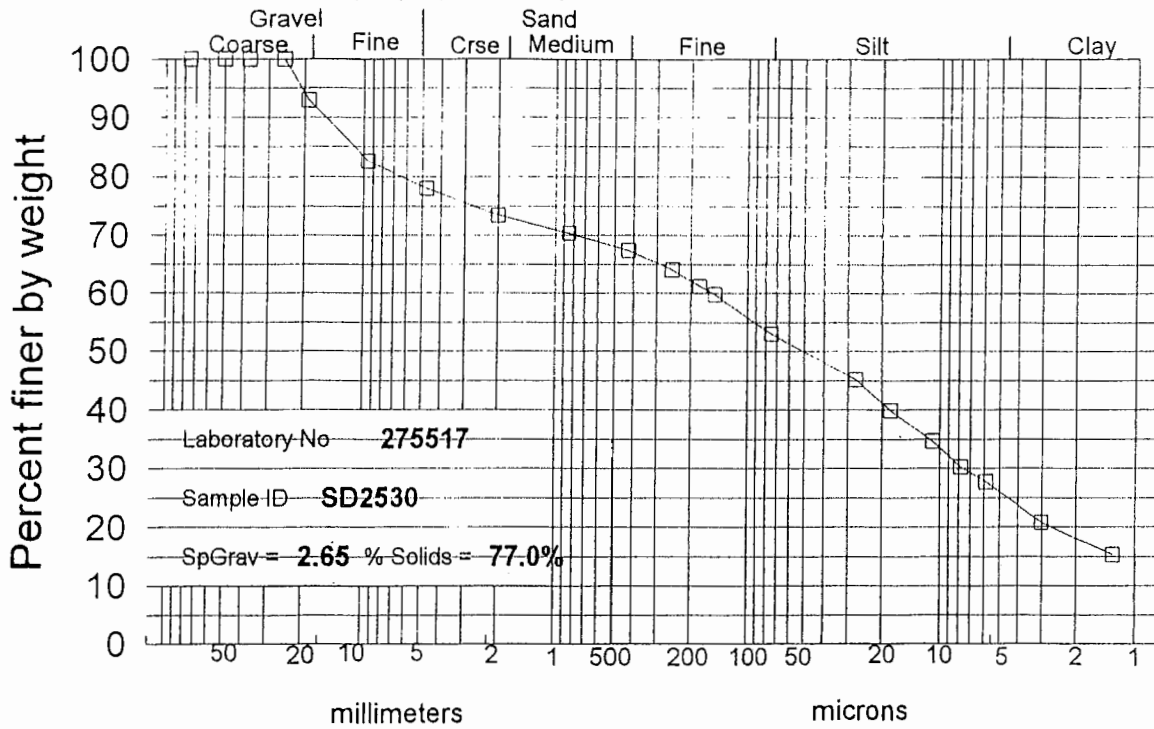
000044

Inchcape

ASTM D422 Particle Size Analysis

Sample ID SD2530

Sample preparation by: D2217



Laboratory No 275517

Sample ID SD2530

SpGrav = 2.65 % Solids = 77.0%

Particle Size, millimeters (mm) and microns (um)

Maximum particle size: 25 mm

Shape and hardness (>#10): Rounded Hard to brittle

Sieve size	Particle Size	Percent finer	Incremental percent	Specific Gravity assumed
3 inch	75.00 mm	100.0	0.0	
2 inch	50.00	100.0	0.0	
1.5 inch	37.50	100.0	0.0	
1 inch	25.00	100.0	0.0	
3/4 inch	19.00	93.0	7.0	
3/8 inch	9.50	82.7	10.3	
#4	4.75	78.0	4.7	
#10	2.00	73.4	4.5	
#20	850.0 um	70.4	3.1	
#40	425.0	67.4	3.0	
#60	250.0	64.0	3.3	
#80	180.0	61.2	2.8	
#100	150.0	59.7	1.5	
#200	75.0	53.0	6.8	
Hydrometer	27.4	45.1	7.8	Dispersion of soil
	18.1	39.9	5.2	for hydrometer test
	10.9	34.6	5.3	by mechanical mixer
	7.8	30.3	4.3	with metal paddle
	5.9	27.7	2.6	operated for one
	3.0	20.8	6.9	minutes within a
	1.3	15.3	5.5	dispersion cup

Printed by *[Signature]*

10:38 on 10-Nov-95

Set 180
Lab No. 275517

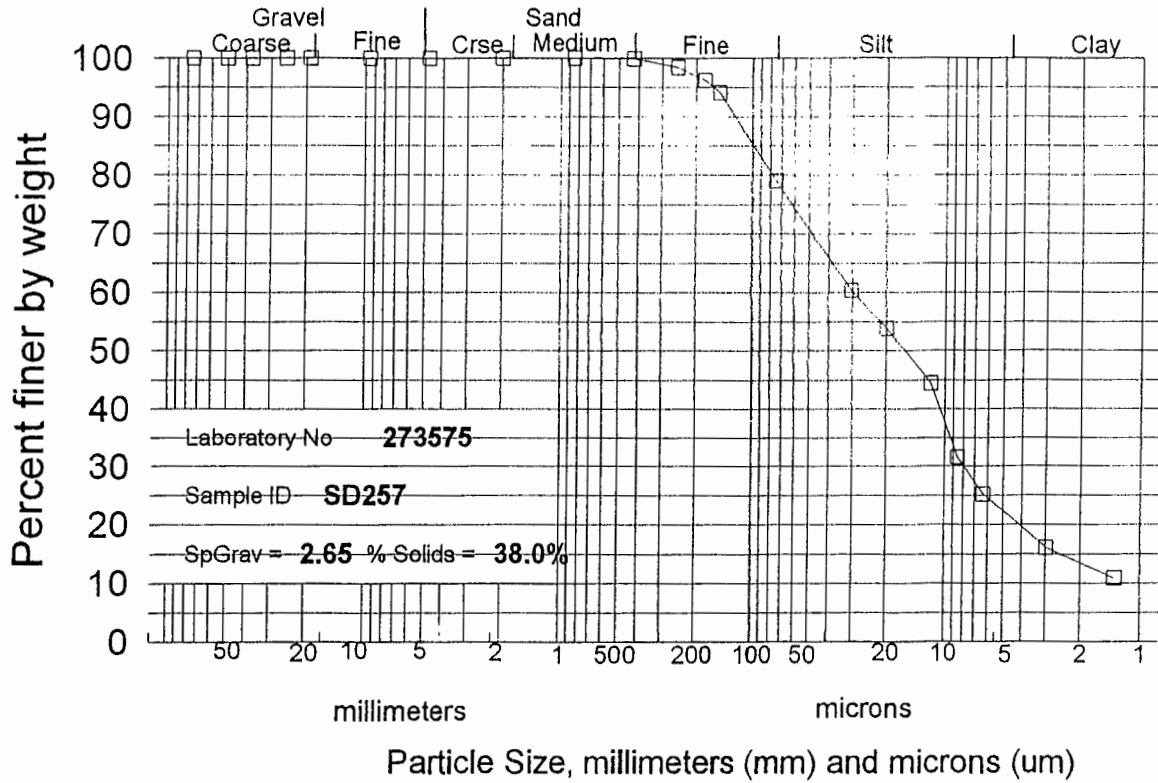
000045

Inchcape

ASTM D422 Particle Size Analysis

Sample ID SD257

Sample preparation by: D2217



Maximum particle size: Med sand

Shape and hardness (>#10):

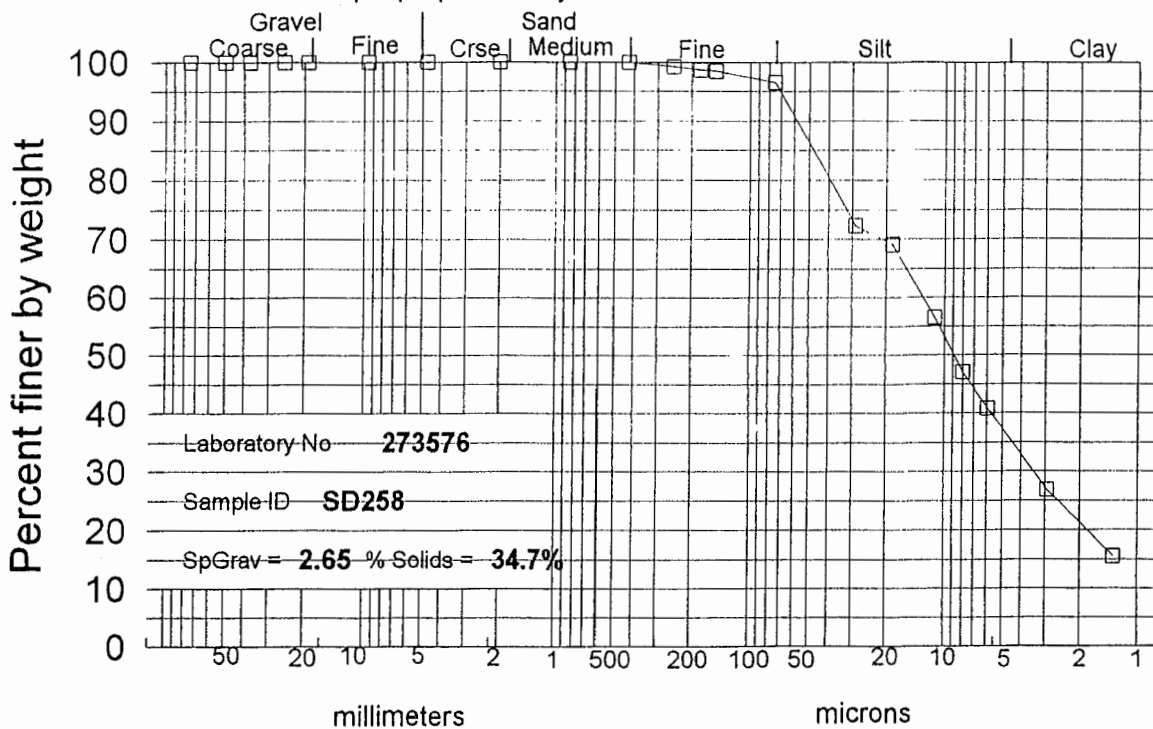
Sieve size	Particle Size	Percent finer	Incremental percent	Specific Gravity assumed
3 inch	75.00 mm	100.0	0.0	
2 inch	50.00	100.0	0.0	
1.5 inch	37.50	100.0	0.0	Some
1 inch	25.00	100.0	0.0	Organic
3/4 inch	19.00	100.0	0.0	Material
3/8 inch	9.50	100.0	0.0	in Sieves
#4	4.75	100.0	0.0	
#10	2.00	100.0	0.0	
#20	850.0 um	100.0	0.0	
#40	425.0	99.9	0.1	
#60	250.0	98.4	1.5	
#80	180.0	96.3	2.2	
#100	150.0	94.2	2.1	
#200	75.0	79.0	15.2	
Hydrometer	30.7	60.4	18.6	Dispersion of soil
	19.9	53.9	6.5	for hydrometer test
	11.8	44.4	9.6	by mechanical mixer
	8.6	31.6	12.8	with metal paddle
	6.3	25.2	6.4	operated for five
	3.0	16.1	9.1	five minutes within a
	1.3	10.9	5.2	dispersion cup

Printed by *W.D. Kelly*

11:22 on 31-Oct-95

Set 177
Lab No. 273575

000039



Particle Size, millimeters (mm) and microns (um)

Maximum particle size: Fine sand

Shape and hardness (>#10):

Sieve size	Particle Size	Percent finer	Incremental percent	Specific Gravity assumed
3 inch	75.00 mm	100.0	0.0	Some Organic Material in Sieves
2 inch	50.00	100.0	0.0	
1.5 inch	37.50	100.0	0.0	
1 inch	25.00	100.0	0.0	
3/4 inch	19.00	100.0	0.0	
3/8 inch	9.50	100.0	0.0	
#4	4.75	100.0	0.0	
#10	2.00	100.0	0.0	
#20	850.0 um	100.0	0.0	
#40	425.0	100.0	0.0	
#60	250.0	99.2	0.8	Dispersion of soil for hydrometer test by mechanical mixer with metal paddle operated for five five minutes within a dispersion cup
#80	180.0	98.7	0.5	
#100	150.0	98.4	0.3	
#200	75.0	96.6	1.8	
Hydrometer	29.0	72.3	24.3	
	18.6	69.1	3.2	
	11.3	56.5	12.7	
	8.0	47.0	9.5	
	6.0	40.7	6.3	
	2.9	26.9	13.9	
V	1.3	15.5	11.3	

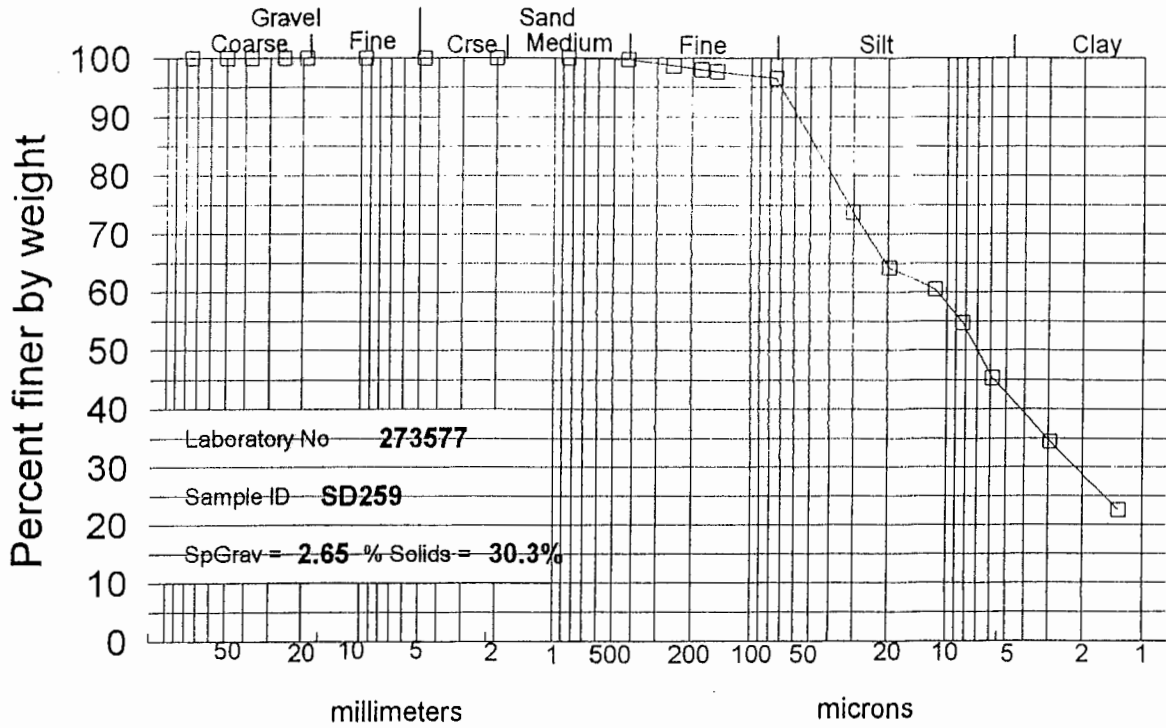
Inchcape

ASTM D422 Particle Size Analysis

Sample ID

SD259

Sample preparation by: D2217



Particle Size, millimeters (mm) and microns (um)

Maximum particle size: Med sand

Shape and hardness (>#10):

Sieve size	Particle Size	Percent finer	Incremental percent	Specific Gravity assumed
3 inch	75.00 mm	100.0	0.0	
2 inch	50.00	100.0	0.0	
1.5 inch	37.50	100.0	0.0	
1 inch	25.00	100.0	0.0	
3/4 inch	19.00	100.0	0.0	
3/8 inch	9.50	100.0	0.0	
#4	4.75	100.0	0.0	
#10	2.00	100.0	0.0	
#20	850.0 um	100.0	0.0	
#40	425.0	99.8	0.2	
#60	250.0	98.7	1.1	
#80	180.0	98.0	0.7	
#100	150.0	97.7	0.3	
#200	75.0	96.6	1.1	
Hydrometer	30.4	73.7	22.8	Dispersion of soil
	19.8	64.2	9.5	for hydrometer test
	11.5	60.4	3.8	by mechanical mixer
	8.3	54.8	5.6	with metal paddle
	5.9	45.3	9.5	operated for five
	2.9	34.4	10.9	five minutes within a
	1.3	22.5	11.9	dispersion cup

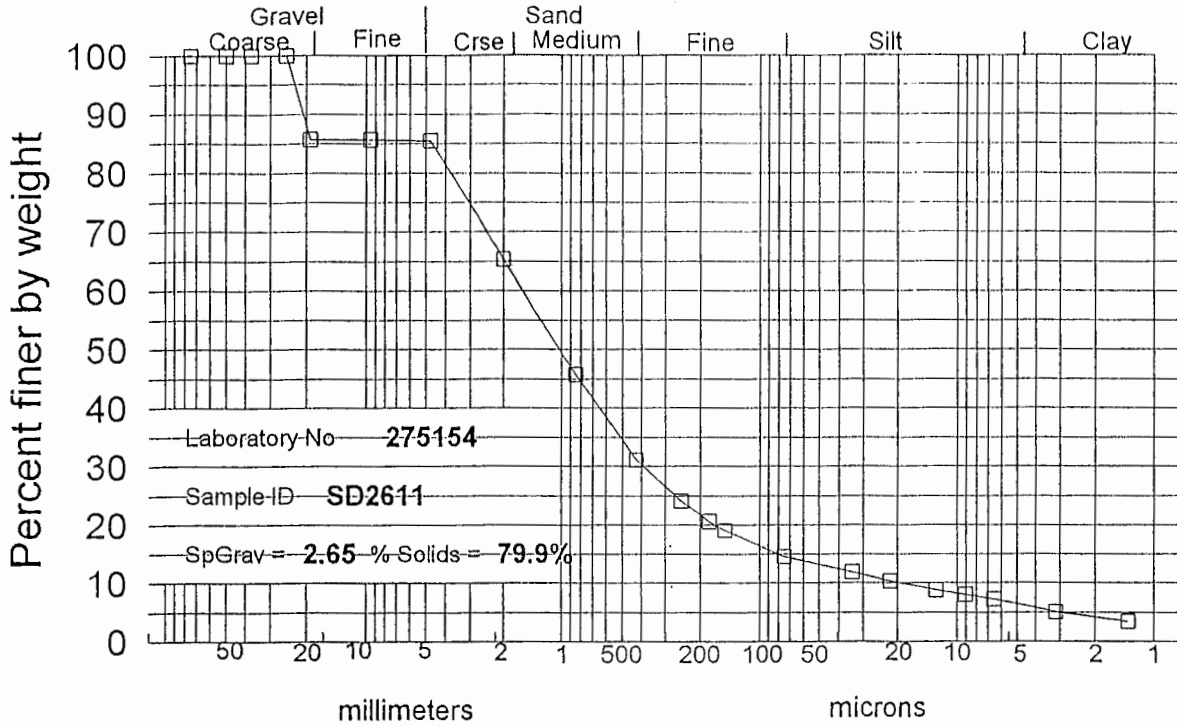
Inchcape

ASTM D422 Particle Size Analysis

Sample ID

SD2611

Sample preparation by: D2217



Particle Size, millimeters (mm) and microns (um)

Maximum particle size: 25 mm

Shape and hardness (>#10): Rounded Hard to soft

Sieve size	Particle Size	Percent finer	Incremental percent	Specific Gravity assumed
3 inch	75.00 mm	100.0	0.0	
2 inch	50.00	100.0	0.0	
1.5 inch	37.50	100.0	0.0	
1 inch	25.00	100.0	0.0	
3/4 inch	19.00	85.7	14.3	
3/8 inch	9.50	85.7	0.0	
#4	4.75	85.5	0.2	
#10	2.00	65.2	20.2	
#20	850.0 um	45.7	19.5	
#40	425.0	31.1	14.6	
#60	250.0	24.1	7.1	
#80	180.0	20.6	3.5	
#100	150.0	19.0	1.6	
#200	75.0	14.5	4.5	
Hydrometer	34.2	11.8	2.6	Dispersion of soil
	21.9	10.3	1.5	for hydrometer test
	12.7	8.8	1.5	by mechanical mixer
	9.1	8.0	0.8	with metal paddle
	6.5	7.3	0.7	operated for one
	3.1	5.1	2.2	minutes within a
V	1.3	3.4	1.7	dispersion cup

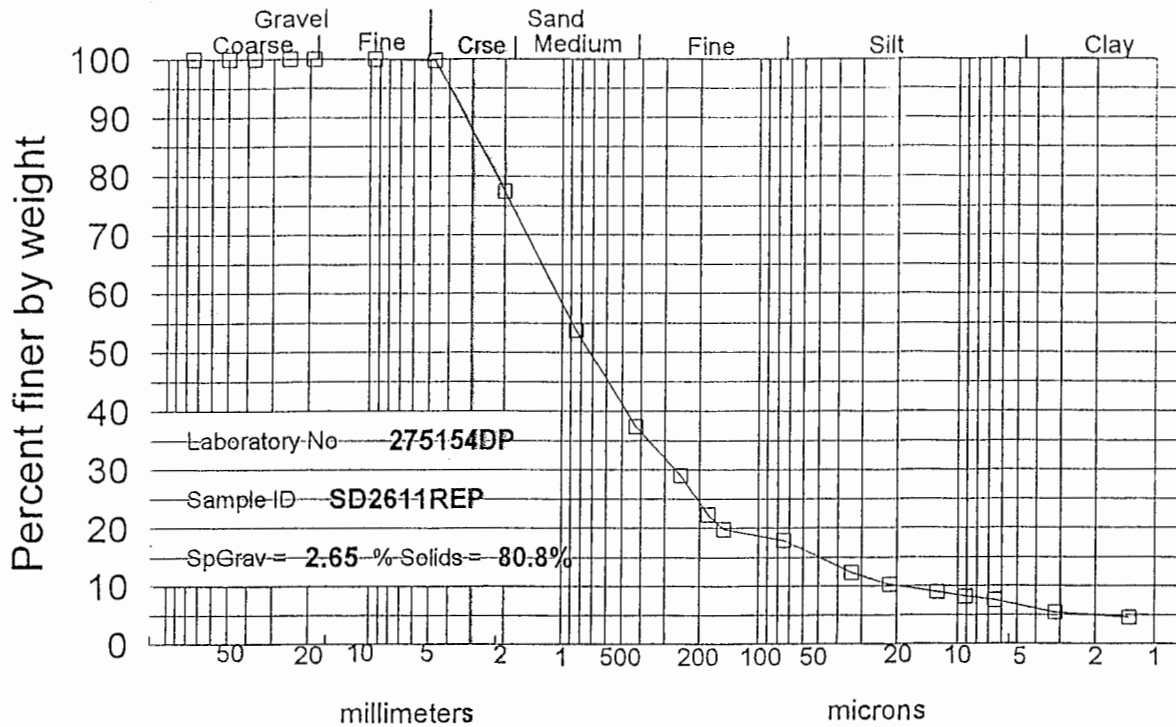
Inchcape

ASTM D422 Particle Size Analysis

Sample ID

SD2611REP

Sample preparation by: D2217



Particle Size, millimeters (mm) and microns (um)

Maximum particle size: 9.5 mm

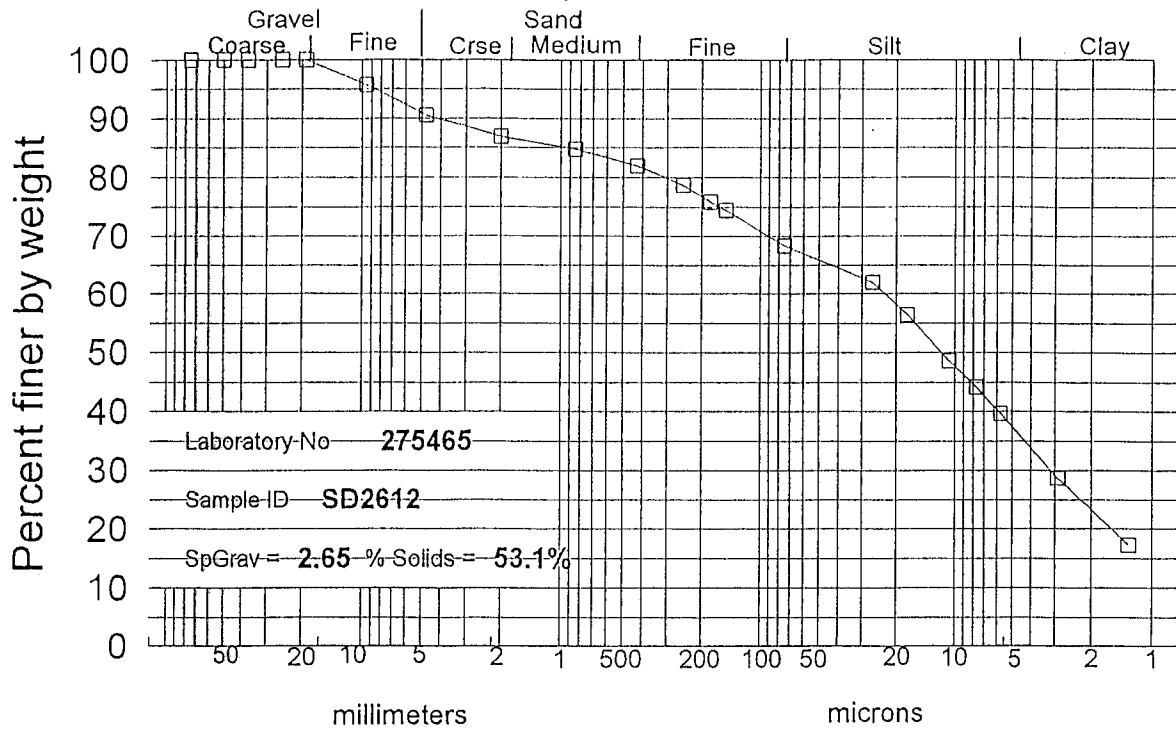
Shape and hardness (>#10): Rounded Hard to soft

Sieve size	Particle Size	Percent finer	Incremental percent	Specific Gravity assumed
3 inch	75.00 mm	100.0	0.0	
2 inch	50.00	100.0	0.0	
1.5 inch	37.50	100.0	0.0	
1 inch	25.00	100.0	0.0	
3/4 inch	19.00	100.0	0.0	
3/8 inch	9.50	100.0	0.0	
#4	4.75	99.7	0.3	
#10	2.00	77.5	22.3	
#20	850.0 um	53.7	23.7	
#40	425.0	37.4	16.4	
#60	250.0	29.1	8.3	
#80	180.0	22.3	6.8	
#100	150.0	19.8	2.5	
#200	75.0	17.9	1.9	
Hydrometer	33.9	12.4	5.5	Dispersion of soil
	21.8	10.3	2.1	for hydrometer test
	12.7	8.9	1.4	by mechanical mixer
	9.2	8.2	0.7	with metal paddle
	6.5	7.5	0.7	operated for one
	3.2	5.4	2.1	minutes within a
V	1.3	4.6	0.9	dispersion cup

Inchcape

ASTM D422 Particle Size Analysis
 Sample preparation by: D2217

Sample ID SD2612

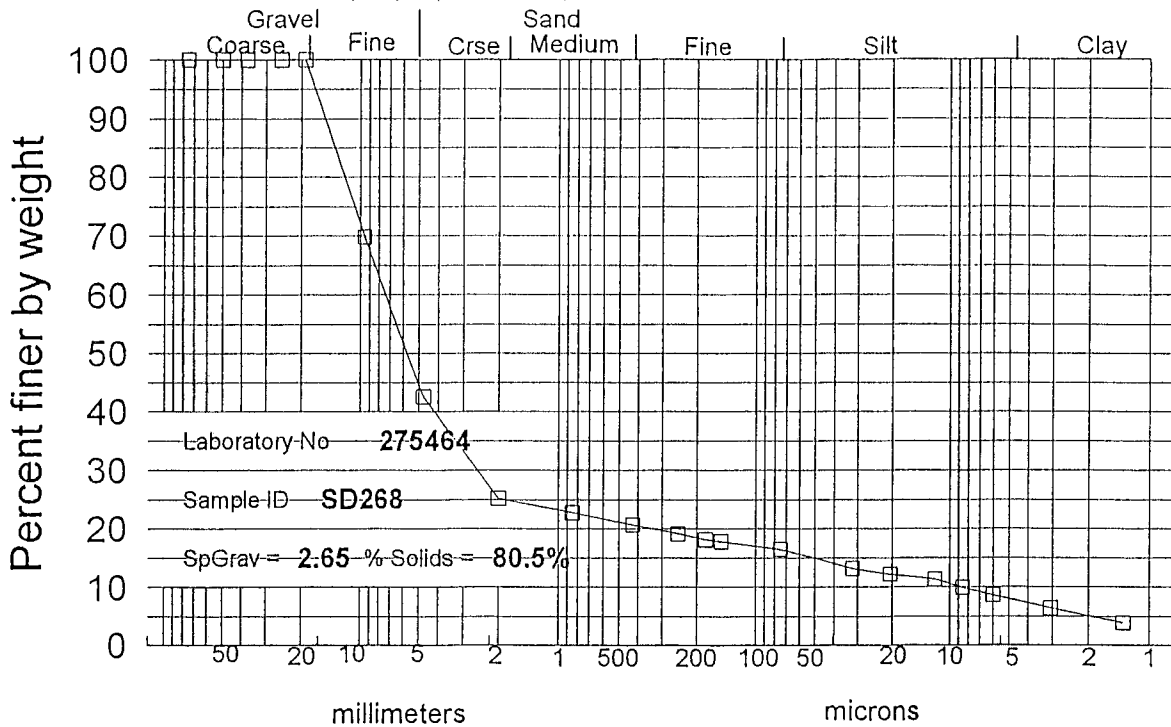


Particle Size, millimeters (mm) and microns (um)

Maximum
 particle size: 19 mm

Shape and hardness (>#10): Subrounded Hard to brittle

Sieve size	Particle Size	Percent finer	Incremental percent	Specific Gravity assumed
3 inch	75.00 mm	100.0	0.0	
2 inch	50.00	100.0	0.0	
1.5 inch	37.50	100.0	0.0	
1 inch	25.00	100.0	0.0	
3/4 inch	19.00	100.0	0.0	
3/8 inch	9.50	95.8	4.2	
#4	4.75	90.5	5.2	
#10	2.00	87.0	3.6	
#20	850.0 um	84.9	2.1	
#40	425.0	82.0	2.9	
#60	250.0	78.7	3.3	
#80	180.0	75.9	2.8	
#100	150.0	74.4	1.5	
#200	75.0	68.4	6.0	
Hydrometer	26.6	61.9	6.4	Dispersion of soil for hydrometer test by mechanical mixer with metal paddle operated for one minutes within a dispersion cup
	17.5	56.4	5.6	
	10.6	48.6	7.8	
	7.7	44.1	4.4	
	5.7	39.7	4.5	
	2.9	28.7	11.0	
V	1.3	17.3	11.4	



Particle Size, millimeters (mm) and microns (um)

Maximum
 particle size: 19 mm

Shape and hardness (>#10): Subrounded Hard to brittle

Sieve size	Particle Size	Percent finer	Incremental percent	Specific Gravity assumed
3 inch	75.00 mm	100.0	0.0	
2 inch	50.00	100.0	0.0	
1.5 inch	37.50	100.0	0.0	
1 inch	25.00	100.0	0.0	
3/4 inch	19.00	100.0	0.0	
3/8 inch	9.50	69.8	30.2	
#4	4.75	42.5	27.3	
#10	2.00	25.2	17.3	
#20	850.0 um	22.8	2.4	
#40	425.0	20.6	2.1	
#60	250.0	19.1	1.5	
#80	180.0	18.2	0.9	
#100	150.0	17.8	0.4	
#200	75.0	16.5	1.3	
Hydrometer	32.0	13.2	3.3	Dispersion of soil for hydrometer test by mechanical mixer with metal paddle operated for five five minutes within a dispersion cup
	20.5	12.2	0.9	
	11.9	11.3	0.9	
	8.6	10.0	1.4	
	6.0	8.6	1.4	
	3.0	6.4	2.2	
V	1.3	3.9	2.5	






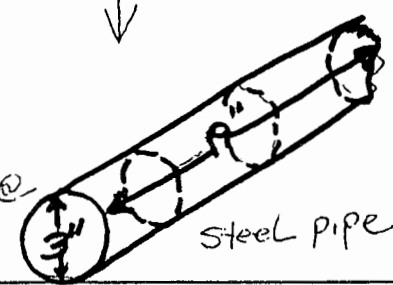
TEST PIT REPORT

ENGINEERING-SCIENCE, INC.	CLIENT:	TEST PIT #: TP26-1
PROJECT: <u>SENECA 7</u>	<u>SWMU INVESTIGATION</u>	JOB NUMBER: <u>720477-6100</u>
LOCATION: <u>SEAD 26</u>	<u>TEST PIT #1</u>	EST. GROUND ELEV. _____
TEST PIT DATA		INSPECTOR: <u>JWC</u>
LENGTH: <u>13'</u>	WIDTH: <u>4'6"</u>	CONTRACTOR: <u>ES/UXB</u>
DEPTH: <u>7'4"</u>	EXCAVATION/SHORING METHOD: <u>BACK HOE</u>	START DATE: <u>11/18/93</u>
		COMPLETION DATE: <u>11/18/93</u>
		CHECKED BY: _____
		DATE CHECKED: _____

MONITORING DATA			
INSTRUMENT	DETECTOR	BACKGROUND	TIME/DATE
<u>OVM-580B</u>	<u>10.0^{EV}</u>	<u>Ø</u>	<u>3:05 PM</u>
<u>LEL/O2/H2S</u>		<u>—</u>	<u>3:05 PM</u>
<u>RADIATION</u>		<u>—</u>	<u>3:05 PM</u>

COMMENTS:
SEAD 26 - Level B
INVESTIGATION
SUNNY

TOTAL SAMPLES: [8] 2 sets

SCALE (FT)	VOC/RAD.	SAMPLE		STRATA SCHEMATIC	DESCRIPTION OF MATERIALS (BURMEISTER METHODOLOGY)	REMARKS
		NUMBER	DEPTH RANGE			
		<u>TP26-1-1</u>	<u>0-8"</u>		<u>TOPSOIL w/ SHALE FRAGMENTS</u>	
1					<u>LARGE SHALE LAYERS w/ MEDIUM COARSE SAND BROWN-GREY (FILL) therein</u>	
2						
3						
4					<div style="text-align: center;">  <p><u>4'6" Ø</u> <u>Steel pipe</u></p> </div>	<p><u>* Geophysical Anomaly</u></p> <p><u>See photo</u></p>
5						

SEE MASTER ACRONYM LIST FOR COMPLETE LISTING OF ABBREVIATIONS

TEST PIT #: TP26-1

TEST PIT REPORT

ENGINEERING-SCIENCE, INC.	CLIENT: SEAD 7 SWMU	TEST PIT #: TP26-1
MONITORING DATA		DATE START: 11/18/93
INSTRUMENT	DETECTOR	DATE FINISH: 11/18/93
AS ABOVE ON PAGE 1		INSPECTOR: JWC
		CONTRACTOR: JES/UXB

SCALE (FT)	VOC/RAD.	SAMPLE		STRATA SCHEMATIC	DESCRIPTION OF MATERIALS (BURMEISTER METHODOLOGY)	REMARKS
		NUMBER	DEPTH RANGE			
6					FILL AS ABOVE ↓	
7		TP26-1-2	6'6"-7'		TILL @ 6'6"-7' w/ some SHALE FRAGMENTS	Probable * TILL
					7'4" Bottom of TEST PIT	

SEE MASTER ACRONYM LIST FOR COMPLETE LISTING OF ABBREVIATIONS

TEST PIT #: TP26-1

TEST PIT REPORT

ENGINEERING-SCIENCE, INC.	CLIENT: SEAD	TEST PIT #: TP26-2
PROJECT: SENECA 7 SWMU INVESTIGATION	JOB NUMBER: 720477-01000	
LOCATION: SEAD 26 TEST PIT #2	EST. GROUND ELEV. _____	
TEST PIT DATA		
LENGTH: 11'	WIDTH: 25'-3'	DEPTH: 5'-4"
EXCAVATION/SHORING METHOD: BACKHOE		
INSPECTOR: G.N.C.		CONTRACTOR: ES/UXB
START DATE: 11/18/93		COMPLETION DATE: 11/18/93
CHECKED BY: _____		DATE CHECKED: _____

MONITORING DATA			
INSTRUMENT	DETECTOR	BACKGROUND	TIME/DATE
OVM-580B	10.0eV	Ø	1:30 PM
LE2/O ₂ /H ₂ S		—	1:30 PM
RADIATION		—	1:30 PM

COMMENTS:
 SEAD 26 - Level B
 INVESTIGATION
 WEATHER WAS SUNNY

TOTAL SAMPLES: [8] 2 sets

SCALE (FT)	VOC/RAD.	SAMPLE		STRATA SCHEMATIC	DESCRIPTION OF MATERIALS (BURMEISTER METHODOLOGY)	REMARKS
		NUMBER	DEPTH RANGE			
		TP26-2-1	0-8"		TOPSOIL w/ SMALL FRACTURED SHALE LAYERS SOME SILT-FILL MATERIAL	
1					MEDIUM - SHALE PIECES - LAYERS (2" - 5") WITH	
2					MED. - COARSE SILTY SAND BROWN-GREY	
3					FILL	Geophysical anomalies
4					SHALE LAYERS (1" - 3")	
5					FILL (AS ABOVE)	

SEE MASTER ACRONYM LIST FOR COMPLETE LISTING OF ABBREVIATIONS

TEST PIT #:

TEST PIT REPORT

ENGINEERING-SCIENCE, INC.	CLIENT: SEAD	TEST PIT #: TP26-2
MONITORING DATA		
INSTRUMENT	DETECTOR	BACKGROUND
TIME/DATE		
AS ABOVE ON PAGE 1		
DATE START: 11/18/93		DATE FINISH: 11/18/93
INSPECTOR: GWC		CONTRACTOR: ES/UXB

SCALE (FT)	VOC/RAD.	SAMPLE		STRATA SCHEMATIC	DESCRIPTION OF MATERIALS (BURMEISTER METHODOLOGY)	REMARKS
		NUMBER	DEPTH RANGE			
5		TP26-22	5'6"		FILL ↓ TILL (COMPOSITION) ▽ WATER TABLE	Probable TILL ZONE
6						

SEE MASTER ACRONYM LIST FOR COMPLETE LISTING OF ABBREVIATIONS

TEST PIT #: TP26-2

TEST PIT REPORT

ENGINEERING-SCIENCE, INC.	CLIENT: SEAD	TEST PIT #: TP26-3
PROJECT: SENECA ARMY DEPOT (7 SWMU INVESTIGATION)	LOCATION: SEAD 26 LOCATION #3	JOB NUMBER: 720477-01000
TEST PIT DATA		EST. GROUND ELEV.:
LENGTH: 17'	WIDTH: 2.5-3'	DEPTH: 7'2"
EXCAVATION/SHORING METHOD: BACK HOE		INSPECTOR: JWC
		CONTRACTOR: ES/UXB
		START DATE: 11/17/93
		COMPLETION DATE: 11/17/93
		CHECKED BY:
		DATE CHECKED:

MONITORING DATA				COMMENTS:
INSTRUMENT	DETECTOR	BACKGROUND	TIME/DATE	
OVM-580 B	10.0 uv	0	11/17/93 10:30am	SEAD 26 - Level B Investigation VOA (1) 40 mL SUBC, TPH, REST, PCBs METAL (1) 40 mL Herbicides (1) 500 mL CN, NITRATE (1) 500 mL
LEL/O ₂ /H ₂ S			11/17/93 10:30am	
TOTAL SAMPLES: 8 (2 sets)				

SCALE (FT)	VOC/RAD.	SAMPLE		STRATA SCHEMATIC	DESCRIPTION OF MATERIALS (BURMEISTER METHODOLOGY)	REMARKS
		NUMBER	DEPTH RANGE			
1		TP24-31 ↑ wasn't Designated	0-12"		TOPSOIL w/ INTERBEDDED SHALE FRAGMENTS - Some FINE SILTY SAND	
2					SMALL FRAGMENTED SHALE UNITS w/SOME FILL MATERIAL 	* ANOMALY IN QUESTION
3					SHALE FRAGMENTS w/ FILL MED. GREY -> BROWN SILT	
4						
5						

SEE MASTER ACRONYM LIST FOR COMPLETE LISTING OF ABBREVIATIONS

TEST PIT #:

TEST PIT REPORT

ENGINEERING-SCIENCE, INC.	CLIENT: SEAD 7 SWMU	TEST PIT #: TP26-3
MONITORING DATA		
INSTRUMENT	DETECTOR	BACKGROUND
← AS PREVIOUS →		
DATE START: 11/17/93		DATE FINISH: 11/17/93
INSPECTOR: JWC		CONTRACTOR: ES/USB

SCALE (FT)	VOC/RAD.	SAMPLE		STRATA SCHEMATIC	DESCRIPTION OF MATERIALS (BURMEISTER METHODOLOGY)	REMARKS
		NUMBER	DEPTH RANGE			
6				 	AS ABOVE	
7		TP26-32 NOT DESIGNATED	66"-72"	 	BOTTOM OF TEST PIT	
8						



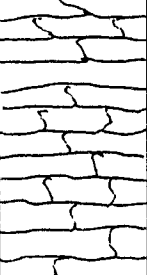
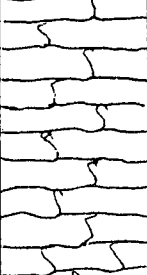

SEE MASTER ACRONYM LIST FOR COMPLETE LISTING OF ABBREVIATIONS

TEST PIT #:

TEST PIT REPORT

ENGINEERING-SCIENCE, INC.	CLIENT: SEAD '7 SWMU Investigation	TEST PIT #: 26-4
PROJECT: SEAD 26	SENECA ARMY DEPOT	JOB NUMBER: 720477-0100
LOCATION: SEAD 26	LOCATION 4	EST. GROUND ELEV. _____
TEST PIT DATA		INSPECTOR: JWC
LENGTH: 11'	WIDTH: 35'	DEPTH: 5'
EXCAVATION/SHORING METHOD: BACKHOE		
		CONTRACTOR: ES/UXB
		START DATE: 11/17/93
		COMPLETION DATE: 11/17/93
		CHECKED BY: _____
		DATE CHECKED: _____

MONITORING DATA				COMMENTS:
INSTRUMENT	DETECTOR	BACKGROUND	TIME/DATE	
OVM-580B	10.0 ev	∅	11/17/93 9:30 AM	SEAD 26 - LEVEL B investigation WEATHER WAS POOR (RAINING)
LEL/O ₂ /H ₂ S			11/17/93 9:30 AM	
TOTAL SAMPLES: [8] (2 sets)				

SCALE (FT)	VOC/RAD.	SAMPLE		STRATA SCHEMATIC	DESCRIPTION OF MATERIALS (BURMEISTER METHODOLOGY)	REMARKS
		NUMBER	DEPTH RANGE			
		TP26-41 ↑ wasn't Designated	0-8"		VERY THIN TOPSOIL ZONE WITH BROKEN SHALE FRAGMENTS	
1					WELL SORTED LARGE 9"-20" SECTIONS OF SHALE (USED APPARENTLY AS FILL NATIVE)	
2						
3						
4		TP26-42 ↑ wasn't Designated	46"		ANOMALY WAS NONMETALLIC AND PROBABLY THE DENSE SHALE COMPONENT	
					BOTTOM OF PIT 46"-5'	
5						

SEE MASTER ACRONYM LIST FOR COMPLETE LISTING OF ABBREVIATIONS

TEST PIT #: TP26-4

TEST PIT REPORT

ENGINEERING-SCIENCE, INC.	CLIENT: <u>SEAD</u>	TEST PIT #: <u>TP26-5</u>
PROJECT: <u>SENECA 7 SWMU INVESTIGATION</u>	JOB NUMBER: <u>720477-0100</u>	
LOCATION: <u>SEAD 26 TEST PIT #5</u>	EST. GROUND ELEV. _____	
TEST PIT DATA		
LENGTH: <u>11'</u>	WIDTH: <u>2.5'</u>	DEPTH: <u>6'8"</u>
EXCAVATION/SHORING METHOD: <u>BACK HOE</u>		
INSPECTOR: <u>JWC</u>		
CONTRACTOR: <u>ES/UXB</u>		
START DATE: <u>11/17/93</u>		
COMPLETION DATE: <u>11/17/93</u>		
CHECKED BY: _____		
DATE CHECKED: _____		

MONITORING DATA				COMMENTS:
INSTRUMENT	DETECTOR	BACKGROUND	TIME/DATE	
<u>OVM-580B</u>	<u>10.0 EV</u>	<u>2</u>	<u>2:30 PM</u>	
<u>LEL/O₂/H₂S</u>			<u>2:30 PM</u>	
<u>RADIATION</u>		<u>NOT FUNCTIONING (possibly from weather)</u>		

SEAD 26 - Level B
INVESTIGATION
WEATHER WAS POOR (RAINING)

TOTAL SAMPLES: [8] 2 sets

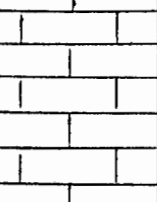

SCALE (FT)	VOC/RAD.	SAMPLE		STRATA SCHEMATIC	DESCRIPTION OF MATERIALS (BURMEISTER METHODOLOGY)	REMARKS
		NUMBER	DEPTH RANGE			
1		TP26-5-1	0-13"		TOPSOIL UNIFORM w/SMALL LAYERS OF SHALE BUT NOT A SIGNIFICANT QUANTITY	
2					BROWN - GREY MEDIUM - COARSE SAND w/SOME SILT	
3					FILL	
4					UNIT	
5					BRICK LAYER BEGINS	

SEE MASTER ACRONYM LIST FOR COMPLETE LISTING OF ABBREVIATIONS

TEST PIT #:

TEST PIT REPORT

ENGINEERING-SCIENCE, INC.	CLIENT: <u>SEAD</u>	TEST PIT #: <u>TP26-5</u>
MONITORING DATA		
INSTRUMENT	DETECTOR	BACKGROUND
<u>AS ABOVE ON PAGE 1</u>		
DATE START: <u>11/17/93</u>		DATE FINISH: <u>11/17/93</u>
INSPECTOR: <u>JWC</u>		CONTRACTOR: <u>ES/UXB</u>

SCALE (FT)	VOC/RAD.	SAMPLE		STRATA SCHEMATIC	DESCRIPTION OF MATERIALS (BURMEISTER METHODOLOGY)	REMARKS
		NUMBER	DEPTH RANGE			
6					<p>RED-ORANGE BRICKS IN A LARGE CLUSTER 5'-6"</p>	<p>★ probable Geophysical ANOMALY</p>
		<u>TP26-52</u>	<u>5'0"-6'6"</u>		<p>BOTTOM OF TEST PIT</p>	<p>6'8"</p>
7						

SEE MASTER ACRONYM LIST FOR COMPLETE LISTING OF ABBREVIATIONS

TEST PIT #:

TEST PIT REPORT

ENGINEERING-SCIENCE, INC.	CLIENT: SEAD	TEST PIT #: TP26-6
PROJECT: SENECA 7 SWIM Investigation		JOB NUMBER: 720477-0100
LOCATION: SEAD 26 TEST PIT #6		EST. GROUND ELEV. _____
TEST PIT DATA		INSPECTOR: JNC
LENGTH: 10'	WIDTH: 4'	DEPTH: 6'
EXCAVATION/SHORING METHOD: BACKHOE		
		CONTRACTOR: ES/VXB
		START DATE: 11/18/93
		COMPLETION DATE: 11/18/93
		CHECKED BY: _____
		DATE CHECKED: _____

MONITORING DATA			
INSTRUMENT	DETECTOR	BACKGROUND	TIME/DATE
CVM-5803	10.0eV	✓	9:15 AM
			9:15 AM

COMMENTS:
 SEAD 26 - Level B
 INVESTIGATION
 WEATHER WAS OVERCAST
 PARTLY SUNNY
 TOTAL SAMPLES: [8] 2 sets

SCALE (FT)	VOC/RAD.	SAMPLE		STRATA SCHEMATIC	DESCRIPTION OF MATERIALS (BURMEISTER METHODOLOGY)	REMARKS
		NUMBER	DEPTH RANGE			
1		TP26-6-1	0-8"		ORGANIC TOPSOIL w/ MED-COARSE SAND SOME SILT	
2					CONCRETE SLAB 	
3					BRICKS THROUGHOUT UNIT FILL MATERIAL CONSISTING OF MED-COARSE GREY SAND / SOME SILT	Determinations Geophysical Anomaly probably construction Debris from building
4					4"x6" piece of steel	
5					WET-MOIST	

SEE MASTER ACRONYM LIST FOR COMPLETE LISTING OF ABBREVIATIONS

TEST PIT #:

TEST PIT REPORT

ENGINEERING-SCIENCE, INC. CLIENT: **SEAD** TEST PIT #: **TP26-6**

MONITORING DATA

INSTRUMENT	DETECTOR	BACKGROUND	TIME/DATE
OM-500B	100EV		9:15 AM
LEZ/02/HZS			9:18 AM

DATE START: **11/18/93**
 DATE FINISH: **11/18/93**
 INSPECTOR: **JNC**
 CONTRACTOR: **ES/UXB**

SCALE (FT) VOC/ RAD. SAMPLE NUMBER DEPTH RANGE STRATA SCHEMATIC DESCRIPTION OF MATERIALS (BURMEISTER METHODOLOGY) REMARKS

SCALE (FT)	VOC/ RAD.	SAMPLE NUMBER	DEPTH RANGE	STRATA SCHEMATIC	DESCRIPTION OF MATERIALS (BURMEISTER METHODOLOGY)	REMARKS
					5'6" WATER TABLE	ROUGH DETERMINATION
6		TP26-2	5'-6'		FILL MATERIAL (INTERLUXED SHALE FRAGMENTS) WET SAMPLE BOTTOM OF TEST PIT	

SEE MASTER ACRONYM LIST FOR COMPLETE LISTING OF ABBREVIATIONS TEST PIT #:


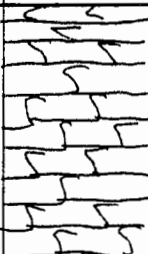
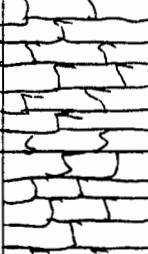
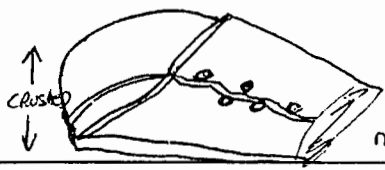
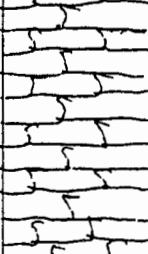

TEST PIT REPORT

ENGINEERING-SCIENCE, INC.	CLIENT: SEAD	TEST PIT #: TP26-7
PROJECT: SENECA 7 SWMU INVESTIGATION		JOB NUMBER: 720477-0100
LOCATION: _____		EST. GROUND ELEV. _____
TEST PIT DATA		
LENGTH 10'	WIDTH 2.5-3'	DEPTH 6'
EXCAVATION/SHORING METHOD BACKHOE		
INSPECTOR: JAWL		CONTRACTOR: ES/NXB
START DATE: 11/18/03		COMPLETION DATE: 11/18/03
CHECKED BY: _____		DATE CHECKED: _____

MONITORING DATA			
INSTRUMENT	DETECTOR	BACKGROUND	TIME/DATE
OVM-580B	10.0eV	∅	11:05 AM
LEL/O ₂ /H ₂ S		—	11:05 AM
RAD		✓	11:05 AM

COMMENTS:
SEAD 26 - LEVEL B
INVESTIGATION
WEATHER WAS SUNNY

TOTAL SAMPLES: **[8]** 2 sets

SCALE (FT)	VOC/RAD.	SAMPLE		STRATA SCHEMATIC	DESCRIPTION OF MATERIALS (BURMEISTER METHODOLOGY)	REMARKS
		NUMBER	DEPTH RANGE			
		TP26-7-1	0-8"		TOPSOIL WITH SHALE FRAGMENTS	
1					LARGE SHALE UNITS WITH SOME FILL MATERIAL ie. GREY MED-COARSE SAND w/some SILT	
2						 * Geophysical ANOMALY
3					SHALE UNIT CONTINUES WITH FILL MATERIAL consisting of MED-COARSE SAND GREY w/some SILT	
4						
5						

SEE MASTER ACRONYM LIST FOR COMPLETE LISTING OF ABBREVIATIONS

TEST PIT #:

TEST PIT REPORT

ENGINEERING—SCIENCE, INC.



CLIENT: SENEZA 7 SWMU

TEST PIT #: TP26-7

MONITORING DATA

INSTRUMENT	DETECTOR	BACKGROUND	TIME/DATE
AS ABOVE ON PAGE 1			

DATE START: 11/18/93
 DATE FINISH: 11/18/93
 INSPECTOR: JMC
 CONTRACTOR: ES/UXB


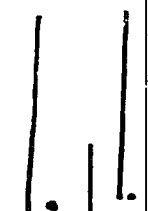
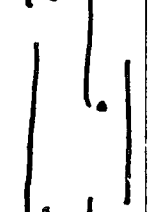

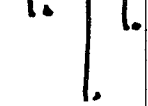
SCALE (FT)	VOC/RAD.	SAMPLE		STRATA SCHEMATIC	DESCRIPTION OF MATERIALS (BURMEISTER METHODOLOGY)	REMARKS
		NUMBER	DEPTH RANGE			
					5'4"  WATER TABLE	
		TP2672	5'6"-6'		SHALE LAYERS WITH MED-FINE SILTY SAND	
6					BOTTOM OF TEST PIT	

SEE MASTER ACRONYM LIST FOR COMPLETE LISTING OF ABBREVIATIONS TEST PIT #:

TEST PIT REPORT

ENGINEERING-SCIENCE, INC.	CLIENT:	TEST PIT #: TP26-8
PROJECT: SENECA 7 SWMU	LOCATION: SEAD 26 TEST #8	JOB NUMBER: 720477-0100
TEST PIT DATA		EST. GROUND ELEV.:
LENGTH: 14'	WIDTH: 2.5'	INSPECTOR: JWC
DEPTH: 6'7"	EXCAVATION/SHORING METHOD: BACK HOE	CONTRACTOR: ES/UXB
		START DATE: 11/19/93
		COMPLETION DATE: 11/19/93
		CHECKED BY:
		DATE CHECKED:

MONITORING DATA				COMMENTS:
INSTRUMENT	DETECTOR	BACKGROUND	TIME/DATE	
OVM-580B	10.0eV	∅	9:00 AM	SEAD 26 - LEVEL B INVESTIGATION - OVERCAST -
LEL/O2/H2S		—	9:00 AM	
RADIATION		—	9:00 AM	
TOTAL SAMPLES: [8] 2 sets				

SCALE (FT)	VOC./RAD.	SAMPLE		STRATA SCHEMATIC	DESCRIPTION OF MATERIALS (BURMEISTER METHODOLOGY)	REMARKS
		NUMBER	DEPTH RANGE			
		TP26-8-1	0-8"		TOPSOIL W/ SHALE FRAGMENTS	
1					SPARSE BRICKS	↑ FILL ↓
2					ROOT SYSTEM OF NEARBY <10ft COTTONWOOD > 18" in DIAMETER	
3					ENCOUNTERED RUBBER MATERIAL LIKE A BOOT OR BALL	
4					METAL PIECES	see photo
5					Med - BROWN - GREY SILTY SAND	

SEE MASTER ACRONYM LIST FOR COMPLETE LISTING OF ABBREVIATIONS TEST PIT #:

TEST PIT REPORT


ENGINEERING-SCIENCE, INC.	CLIENT: SEAD	TEST PIT #: TP26-8
MONITORING DATA		DATE START: 11/19/93
INSTRUMENT	DETECTOR	DATE FINISH: 11/19/93
AS ABOVE ON PAGE 1		INSPECTOR: JWC
		CONTRACTOR: ES/UXB

SCALE (FT)	VOC/ RAD.	SAMPLE		STRATA SCHEMATIC	DESCRIPTION OF MATERIALS (BURMEISTER METHODOLOGY)	REMARKS
		NUMBER	DEPTH RANGE			
6		TP26-82	6'-6.6"		TILL @ 5'5" BOTTOM OF TEST PIT 6'7"	Probable TILL
7						

SEE MASTER ACRONYM LIST FOR COMPLETE LISTING OF ABBREVIATIONS

TEST PIT #:

Soil Gas Chromatograms



CLIENT ACOF : SEAD-25
 SUBJECT Soil Gas Std. Dilutions

JOB NO. _____ SHEET 1 OF 1
 BY KRS/PPN DATE 7-20-25
 CKD. _____ REVISION _____

BTEX Std. from Scott Specialty Gas

Benzene	51.5 ppm/M
Ethylbenzene	50.4
Toluene	50.0
M-Xylene	50.3
O-Xylene	50.3
P-Xylene	50.1

Dilution Formula

$$v = \frac{1,000,000 \times C \times V}{c}$$

Nitrogen Balance

v = volume of gas required, ul
 C = desired std. concentration, ppm
 c = initial gas concentration, ppm
 V = volume of std. vessel, L

1 ppm Std -

$$\frac{10,000 \text{ ul}}{10 \text{ ml}} = \frac{1,000,000 \times 1 \text{ ppm} \times .5 \text{ L}}{50 \text{ ppm}}$$

5 ppm Std -

$$50 \text{ ml} = \frac{1,000,000 \times 5 \text{ ppm} \times .5 \text{ L}}{50 \text{ ppm}}$$

10 ppm Std -


$$50 \text{ ml} = \frac{1,000,000 \times 10 \text{ ppm} \times .25 \text{ L}}{50 \text{ ppm}}$$

20 ppm Std

$$50 \text{ ml} = \frac{1,000,000 \times 20 \text{ ppm} \times .125 \text{ L}}{50 \text{ ppm}}$$

100

$$1000 \text{ ul} = \frac{1,000,000 \times 1000 \text{ ppb} \times .5 \text{ L}}{50 \text{ ppm}}$$



CLIENT ACOE - SEAD 25
 SUBJECT Soil Gas

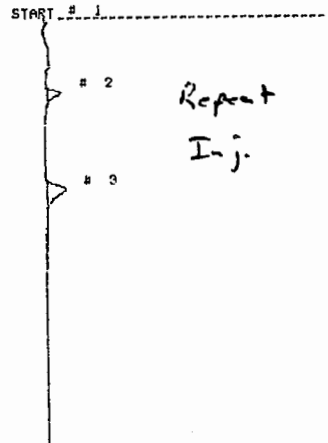
JOB NO. _____ SHEET 7 OF 12
 BY KES/PPM DATE 9-20-95
 CKD. _____ REVISION _____

PHOTOVAC

SEP 20 95 8:11
 FIELD: 30
 POWER: 52
 SAMPLE 8.0 10.0
 CAL 0.0 0.0
 EVENT 3 0.0 40.0
 EVENT 4 0.0 0.0
 EVENT 5 10.0 50.0
 EVENT 6 0.0 0.0
 EVENT 7 0.0 0.0
 EVENT 8 0.0 0.0

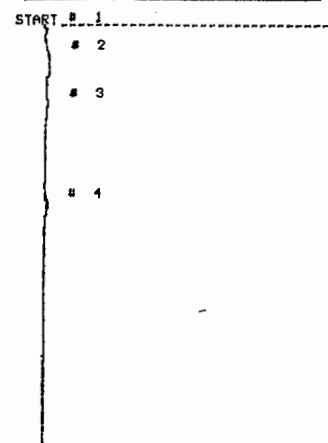
Column oven @ 30°C
 Flow 7 ml/min

PHOTOVAC



STOP # 350.0
 SAMPLE LIBRARY 1 SEP 20 95 9:10
 ANALYSIS # 2 1 PPM STD BLK
 INTERNAL TEMP 33 1.0 ML INJ
 GAIN 10 SYR P
 OFFSET 71.0 mV
 CHART SPEED 1 cm/Min
 SLOPE SENS. 4 10 4 mV/Sec
 WINDOW +/- 1 Percent
 MINIMUM AREA 20 mUsec
 TIMER DELAY 10.0 Sec
 ANALYSIS TIME 350.0 Sec
 CYCLE TIME 0 Min
 COMPOUND NAME PEAK R.T. AREA/PPM
 UNKNOWN 2 61.5 274.2 mUS
 UNKNOWN 3 141.8 883.4 mUS

PHOTOVAC




STOP # 350.0
 SAMPLE LIBRARY 1 SEP 20 95 9:21
 ANALYSIS # 3 1 PPM STD BLK
 INTERNAL TEMP 22 1.0 ML INJ
 GAIN 10 SYR P
 OFFSET 70.0 mV
 CHART SPEED 1 cm/Min
 SLOPE SENS. 4 10 4 mV/Sec
 WINDOW +/- 1 Percent
 MINIMUM AREA 20 mUsec
 TIMER DELAY 10.0 Sec
 ANALYSIS TIME 350.0 Sec
 CYCLE TIME 0 Min
 COMPOUND NAME PEAK R.T. AREA/PPM
 UNKNOWN 4 145.4 23.7 mUS

PHOTOVAC

STOP # 227.4
 SAMPLE LIBRARY 1 SEP 20 95 9:12
 ANALYSIS # 1 NO INJ
 INTERNAL TEMP 21
 GAIN 10
 COMPOUND NAME PEAK R.T. AREA/PPM
 UNKNOWN 1 11.5 45.3 mUS

PHOTOVAC




STOP # 132.5
 SAMPLE LIBRARY 1 SEP 20 95 9:14
 ANALYSIS # 4 1 PPM STD BLK
 INTERNAL TEMP 24 1.0 ML INJ
 GAIN 10 SYR P
 COMPOUND NAME PEAK R.T. AREA/PPM
 UNKNOWN 2 18.8 52.1 mUS
 UNKNOWN 3 25.2 1.8 US

STOP # 350.0
 SAMPLE LIBRARY 1 SEP 20 95 9:31
 ANALYSIS # 5 PPM STD BLK
 INTERNAL TEMP 23 1.0 ML INJ
 GAIN 10 SYR P
 COMPOUND NAME PEAK R.T. AREA/PPM
 UNKNOWN 5 145.4 33.5 mUS

CLIENT _____
 SUBJECT _____

JOB NO. _____ SHEET 2 OF 12
 BY KIS/PEM DATE 9-20-85
 CKD. _____ REVISION _____


PHOTOVAC



STOP # 350.0
 SAMPLE LIBRARY 1 SEP 20 85 9:38
 ANALYSIS # 6 10 ppm STD BLK
 INTERNAL TEMP 24 1.0 ML INJ
 GAIN 10 SYR P

COMPOUND NAME	PEAK	R.T.	AREA/PPM
---------------	------	------	----------


PHOTOVAC



STOP # 350.0
 SAMPLE LIBRARY 1 SEP 20 85 9:51
 ANALYSIS # 8 1.0 PPM STD
 INTERNAL TEMP 24 0.5 ML
 GAIN 10 SYR N

COMPOUND NAME	PEAK	R.T.	AREA/PPM
UNKNOWN	4	64.7	2.9 US
UNKNOWN	5	146.9	2.5 US
UNKNOWN	6	238.3	24.5 μUS

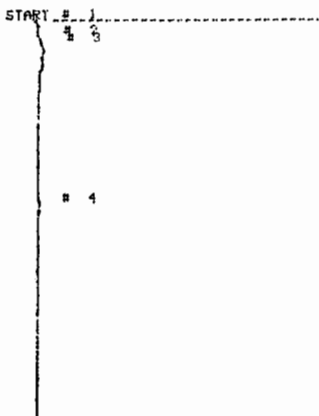
PHOTOVAC



STOP # 350.0
 SAMPLE LIBRARY 1 SEP 20 85 10:13
 ANALYSIS # 9 1.0 PPM STD
 INTERNAL TEMP 25 0.5 ML
 GAIN 10 SYR N

COMPOUND NAME	PEAK	R.T.	AREA/PPM
UNKNOWN	3	53.4	2.0 US
UNKNOWN	4	119.9	2.5 US
UNKNOWN	5	202.8	1.9 US
UNKNOWN	6	283.8	5.0 μUS

PHOTOVAC



STOP # 326.1
 SAMPLE LIBRARY 1 SEP 20 85 9:44
 ANALYSIS # 7 20 PPM STD BLK
 INTERNAL TEMP 24 1.0 ML INJ
 GAIN 10 SYR N

COMPOUND NAME	PEAK	R.T.	AREA/PPM
---------------	------	------	----------

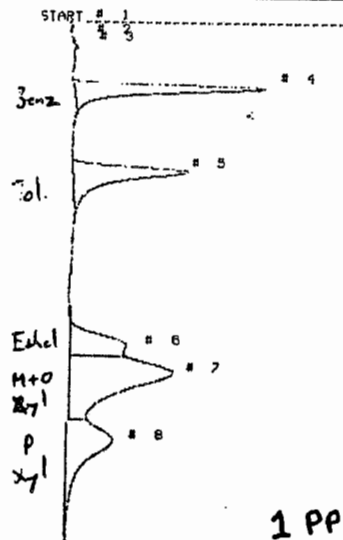
PHOTOVAC

SEP 20 85 9:55
 FIELD: 30
 POWER: 53

SAMPLE	8.0	10.0
CAL	0.0	0.0
EVENT 3	10.0	100.0
EVENT 4	0.0	0.0
EVENT 5	10.0	100.0
EVENT 6	0.0	0.0
EVENT 7	0.0	0.0
EVENT 8	0.0	0.0

Flow 10 cc/min

PHOTOVAC



STOP # 425.0
 SAMPLE LIBRARY 1 SEP 20 85 10:18
 ANALYSIS # 10 1.0 PPM STD
 INTERNAL TEMP 25 1.0 ML
 GAIN 10 SYR N

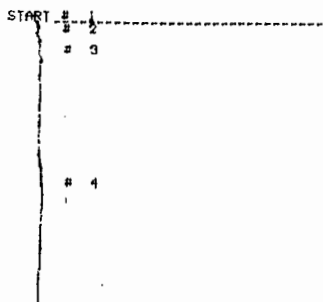
COMPOUND NAME	PEAK	R.T.	AREA/PPM
UNKNOWN	4	53.8	4.9 US
UNKNOWN	5	123.8	4.0 US
UNKNOWN	6	208.3	3.1 US
UNKNOWN	7	269.8	18.4 US
UNKNOWN	8	346.1	4.9 US

BTEX Calibration

CLIENT _____
 SUBJECT _____

JOB NO. _____ SHEET 3 OF 12
 BY KCS/PPH DATE 9-20-98
 CKD. _____ REVISION _____

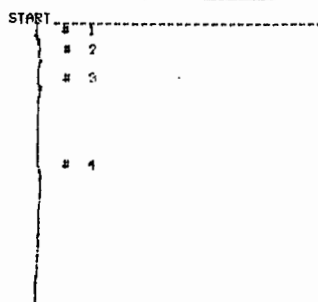
PHOTOVAC



STOP # 234.5
 SAMPLE LIBRARY 1 SEP 20 95 10:23
 ANALYSIS # 11 SYR BLK
 INTERNAL TEMP 27 1.0 ML
 GAIN 10 SYR N

COMPOUND NAME	PEAK	R.T.	AREA/PPM
UNKNOWN	4	140.0	64.6 μS


PHOTOVAC



STOP # 231.2
 SAMPLE LIBRARY 1 SEP 20 95 10:35
 ANALYSIS # 13 SYR BLK
 INTERNAL TEMP 28 0.5 ML
 GAIN 10 SYR N

COMPOUND NAME	PEAK	R.T.	AREA/PPM
UNKNOWN	4	123.5	24.1 μS

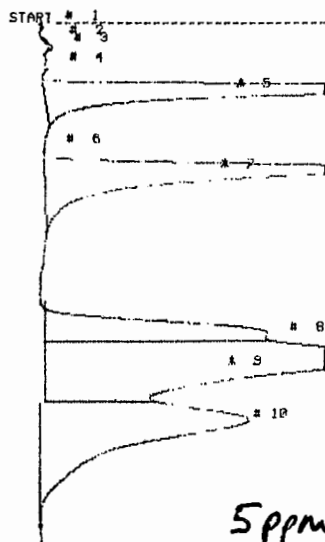
PHOTOVAC



STOP # 425.0
 SAMPLE LIBRARY 1 SEP 20 95 10:57
 ANALYSIS # 15 SYR BLK
 INTERNAL TEMP 27 1.0 ML
 GAIN 5 SYR N

COMPOUND NAME	PEAK	R.T.	AREA/PPM
UNKNOWN	2	281.8	265.5 μS

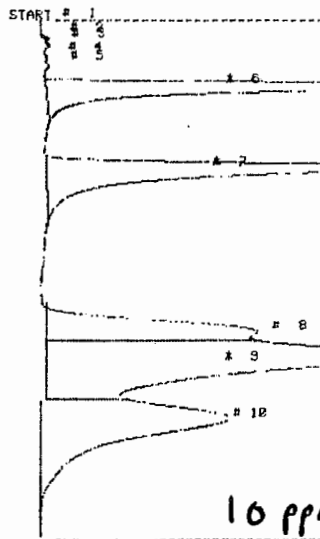
PHOTOVAC



STOP # 425.0
 SAMPLE LIBRARY 1 SEP 20 95 10:30
 ANALYSIS # 12 5.0 PPM STD
 INTERNAL TEMP 26 1.0 ML
 GAIN 10 SYR N

COMPOUND NAME	PEAK	R.T.	AREA/PPM
UNKNOWN	2	15.9	31.8 μS
UNKNOWN	3	21.0	25.8 μS
UNKNOWN	5	54.0	23.3 US
UNKNOWN	7	121.1	22.9 US
UNKNOWN	8	257.8	11.2 US
UNKNOWN	9	275.9	32.4 US
UNKNOWN	10	328.3	24.1 US

PHOTOVAC



STOP # 425.0
 SAMPLE LIBRARY 1 SEP 20 95 10:42
 ANALYSIS # 14 10 PPM STD
 INTERNAL TEMP 27 0.5 ML
 GAIN 10 SYR N

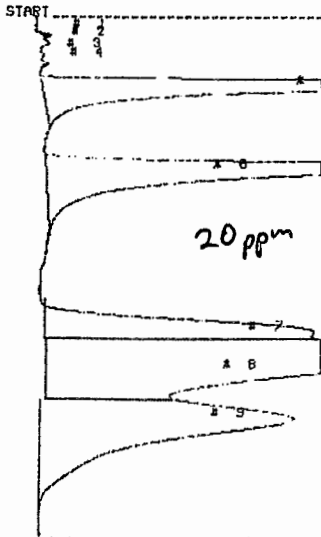
COMPOUND NAME	PEAK	R.T.	AREA/PPM
UNKNOWN	6	54.1	18.7 US 37.4
UNKNOWN	7	121.7	15.9 US 39.8
UNKNOWN	8	258.8	11.0 US 22.0
UNKNOWN	9	277.1	44.8 US 89.6
UNKNOWN	10	331.1	20.3 US 40.6

x3

CLIENT _____
 SUBJECT _____

JOB NO. _____ SHEET 84 OF 12
 BY KKS/PPM DATE 9-20-95
 CKD. _____ REVISION _____

PHOTOVAC

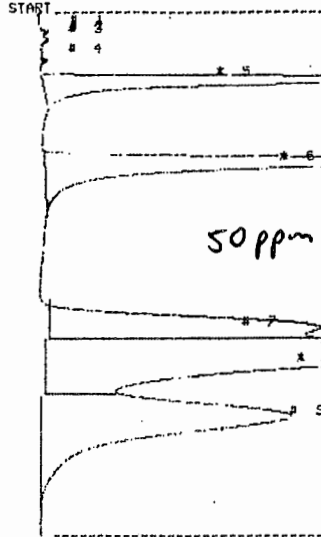


20 ppm

STOP # 425.0
 SAMPLE LIBRARY 1 SEP 20 95 11:11
 ANALYSIS # 16 20 PPM STD
 INTERNAL TEMP 27 0.5 ML
 GAIN 10 SYR N

COMPOUND NAME	PEAK	R.T.	AREA/PPM	X2
UNKNOWN	1	15.6	41.0	μS
UNKNOWN	2	21.0	20.9	μS
UNKNOWN	4	38.7	20.9	μS
UNKNOWN	5	56.2	29.4	US 58.8
UNKNOWN	6	123.5	32.9	US 65.8
UNKNOWN	7	260.8	13.6	US 27.2
UNKNOWN	8	278.2	41.5	US 83
UNKNOWN	9	331.7	29.4	US 58.8

PHOTOVAC




50 ppm

STOP # 425.0
 SAMPLE LIBRARY 1 SEP 20 95 11:25
 ANALYSIS # 17 50 PPM STD
 INTERNAL TEMP 27 0.1 ML
 GAIN 10 SYR N

COMPOUND NAME	PEAK	R.T.	AREA/PPM
UNKNOWN	1	15.5	24.5 μS
UNKNOWN	4	38.9	20.2 μS
UNKNOWN	5	54.9	17.1 US 171
UNKNOWN	6	122.8	23.2 US 232
UNKNOWN	7	260.3	15.4 US 154
UNKNOWN	8	278.3	39.0 US 390
UNKNOWN	9	333.5	25.8 US 258

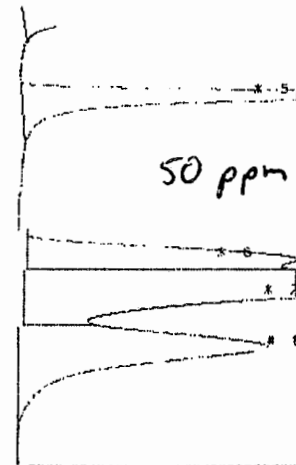
PHOTOVAC



50 ppm

SAMPLE LIBRARY 1 SEP 20 95 11:30
 ANALYSIS # 17 50 PPM STD
 INTERNAL TEMP 28 0.1 ML
 GAIN 10 SYR

COMPOUND NAME PEAK R.T. AREA/PPM
 UNKNOWN 1 15.4 26.7 μS



STOP # 425.0
 SAMPLE LIBRARY 1 SEP 20 95 11:36
 ANALYSIS # 18 50 PPM STD
 INTERNAL TEMP 27 0.1 ML
 GAIN 10 SYR 9

COMPOUND NAME	PEAK	R.T.	AREA/PPM
UNKNOWN	1	15.4	26.7 μS
UNKNOWN	4	55.1	17.3 US 173
UNKNOWN	5	123.4	23.1 US 231
UNKNOWN	6	258.7	15.1 US 151
UNKNOWN	7	278.4	36.9 US 369
UNKNOWN	8	332.3	24.9 US 249

SOIL GAS CALIBRATION DATA FOR MIXED BTEX STANDARDS

ENGINEERING-SCIENCE	CLIENT: ACOE	DATE: 9/20/95
PROJECT: RI SEAD-25	Operator: Kerry Smith Paul Feshbach-Moriny	
LOCATION: SEAD-25		

Instrument Specs:

Type of GC: **Photolac**

Column Type: **CPSil-5**

Chart Speed: **1 cm/min**

Gain: **10**

Sensitivity: **5/10**

Gas Flow Rate: **10 ml/min**

Tank Pressure: **1850 psi**

Standard: BTEX	Tedlar or Glass Bulb	Comments: .5 ml Injection - multiplied Area/ppm by 2
Concentration: 20 PPM		
Inj. volume: 0.5 ml		
Analysis #: TN 16		
Time: 111		

20 ppm

Analyte:	Actual Std. Conc.(ppmV)	x	Injection Vol.(ml)	=	Normalized Conc.(ppmV)	Area (vs)	Retention Time (sec.)	Response Factor	Delta RF
Benzene	20.6		0.5 ml		10.3	471 58.8	56.2	0.34	
Toluene	20.0				10.0	232 65.8	123.5	0.30	
Ethylbenzene	20.16				10.08	154 27.2	260.6	0.74	
O-Xylenes	20.12				10.06	350 83	276.2	0.24	
M-Xylenes	20.2				10.1	370 83	278.2	0.24	
P-Xylenes	20.04				10.02	258 58.8	331.7	0.34	

Notes: RF = Conc. + Area (vs) ; Actual Std. Conc. is to be obtained from analysis of gas standard ; Conc. normalized to 1 ml injection.

Standard: BTEX	Tedlar or Glass Bulb	Comments: but multiplied the Area/ppm by 2 x 2
Concentration: 10 PPM		
Inj. volume: 0.5 ml		
Analysis #: 14		
Time: 10:42		

10 ppm

Analyte:	Actual Std. Conc.(ppmV)	x	Injection Vol.(ml)	=	Normalized Conc.(ppmV)	Area (x 2)	Retention Time (sec.)	Response Factor	Delta RF
Benzene	10.3		0.5 ml		5.15	37.4	54.1	0.27	
Toluene	10.00				5.00	35.8	121.7	0.25	
Ethylbenzene	10.08				5.04	22.0	258.8	0.46	
O-Xylenes	10.06				5.03	84.6	277.1	0.11	
M-Xylenes	10.06				5.03	84.6	277.1	0.11	
P-Xylenes	10.02				5.01	40.6	351.1	0.24	

Notes: RF = Conc. + Area (vs) ; Actual Std. Conc. is to be obtained from analysis of gas standard ; Conc. normalized to 1 ml injection.

Standard: BTEX	Tedlar or Glass Bulb	Comments:
Concentration: 5 PPM		
Inj. volume: 1 ml		
Analysis #: 12		
Time: 10:30		

5 ppm

Analyte:	Actual Std. Conc.(ppmV)	x	Injection Vol.(ml)	=	Normalized Conc.(ppmV)	Area (vs)	Retention Time (sec.)	Response Factor	Delta RF
Benzene	5.15		1 ml		5.15	23.3	54.0	0.22	
Toluene	5.00		1 ml		5.00	22.9	121.1	0.22	
Ethylbenzene	5.04		1 ml		5.04	11.2	258.8 258.8	0.45	
O-Xylenes	5.03		1 ml		5.03	52.4	255.9	0.096	
M-Xylenes	5.03		1 ml		5.03	52.4	255.9	0.096	
P-Xylenes	5.01		1 ml		5.01	24.1	321.3	0.208	

Notes: RF = Conc. + Area (vs) ; Actual Std. Conc. is to be obtained from analysis of gas standard ; Conc. normalized to 1 ml injection.

SOIL GAS CALIBRATION DATA FOR MIXED BTEX STANDARDS

ENGINEERING-SCIENCE	CLIENT: <u>ACOE</u>	DATE: <u>9/20/95</u>
PROJECT:		Operator:
LOCATION:		

Standard: <u>BTEX</u>	Tedlar or <u>Glass Bulb</u>
Concentration: <u>1 PPM</u>	
Inj. volume: <u>1 ml</u>	
Analysis #: <u>10</u>	
Time: <u>10:10</u>	

Comments:

1 PPM

Analyte:	Actual Std. Conc.(ppmV)	x	Injection Vol.(ml)	=	Normalized Conc.(ppmV)	Area (vs)	Retention Time (sec.)	Response Factor	Delta RF
Benzene	50.0 1.03		1 ml		50.0 1.03	4.9	53.8	0.21	
Toluene	50.0 1.0		1 ml		50.0 1.0	4.8	123.8	0.21	
Ethylbenzene	50.0 1.008		1 ml		50.0 1.008	3.1	268.3	0.325	
O-Xylenes	1.006 1.006		1 ml		1.006 1.006	10.4	289.8	0.097 0.097	
M-Xylenes	1.006 1.006		1 ml		1.006 1.006	10.4	289.8	0.097 0.097	
P-Xylenes	1.002 1.002		1 ml		1.002 1.002	4.9	346.1	0.20	

Notes: RF = Conc. ÷ Area (vs) ; Actual Std. Conc. is to be obtained from analysis of gas standard ; Conc. normalized to 1 ml injection.

50 ppm

Standard: <u>BTEX</u>	<u>Tedlar</u> or Glass Bulb
Concentration: <u>50 ppm</u>	
Inj. volume: <u>0.1 ml</u>	
Analysis #: <u>73-18</u>	
Time: <u>1136</u>	

Comments: 0.1 ml Injection - Area/ppm multiplied by 10x

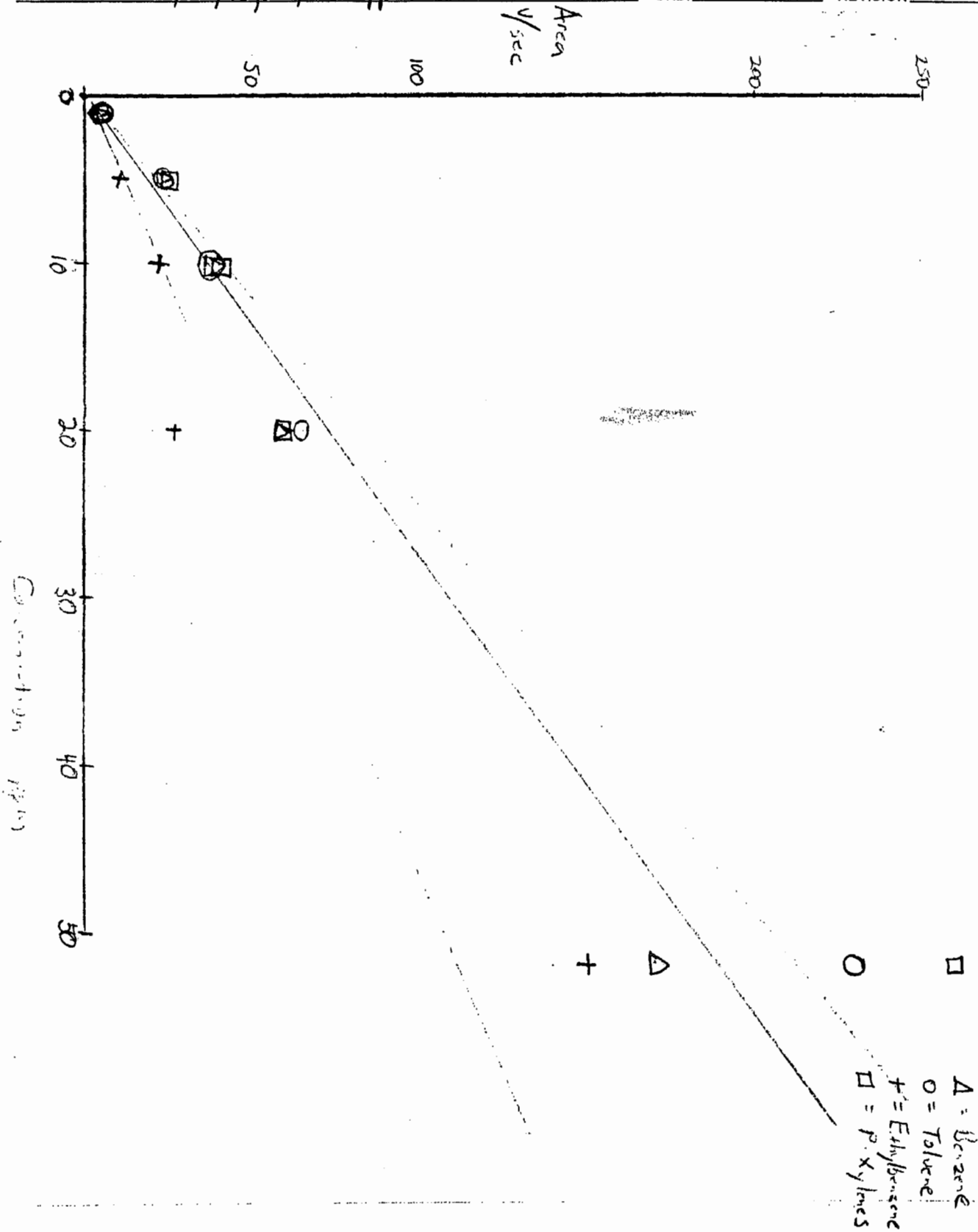
Analyte:	Actual Std. Conc.(ppmV)	x	Injection Vol.(ml)	=	Normalized Conc.(ppmV)	Area (vs)	Retention Time (sec.)	Response Factor	Delta RF
Benzene	51.5		0.1 ml		5.15	173	55.1	0.29	
Toluene	50.0		↓		5.0	231	123.4	0.21	
Ethylbenzene	50.4		↓		5.04	151	259.7	0.33	
O-Xylenes	50.3		↓		5.03	369	278.4	0.13	
M-Xylenes	50.3		↓		5.03	369	278.4	0.13	
P-Xylenes	50.1		↓		5.01	249	332.3	0.20	

Notes: RF = Conc. ÷ Area (vs) ; Actual Std. Conc. is to be obtained from analysis of gas standard ; Conc. normalized to 1 ml injection.

CLIENT ACO E JOB NO. _____ SHEET 1 OF 1

SUBJECT Calibration Curve - 5 point BY KKS/PPH DATE _____

2, 5, 10, 20, 50 ppm CKD. _____ REVISION _____



1941
1942
1943
1944
1945
1946
1947
1948
1949
1950
1951
1952
1953
1954
1955
1956
1957
1958
1959
1960

CLIENT _____


JOB NO. _____ SHEET 5 OF 12

SUBJECT _____

BY KKS/PPM DATE 9-20-95


CKD. _____ REVISION _____

PHOTOVAC



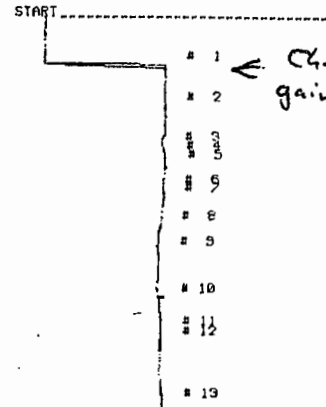
STOP # 415.2
 SAMPLE LIBRARY 1 SEP 20 95 11:59
 ANALYSIS # 19 SYR BLK
 INTERNAL TEMP 27 0.5 ML
 GAIN 10 SYR A
 COMPOUND NAME PEAK R.T. AREA/PPM

PHOTOVAC



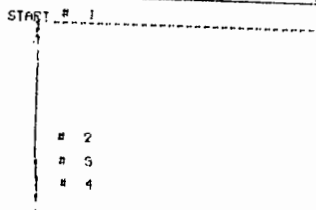
STOP # 425.0
 SAMPLE LIBRARY 1 SEP 20 95 12: 9
 ANALYSIS # 21 SYR BLK
 INTERNAL TEMP 28 1.0 ML
 GAIN 10 SYR F
 COMPOUND NAME PEAK R.T. AREA/PPM
 UNKNOWN 5 251.8 36.2 mUS

PHOTOVAC



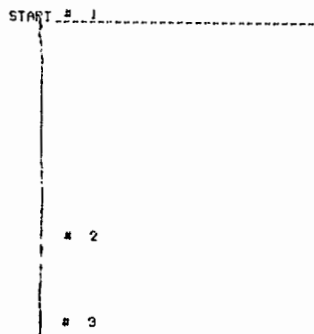
STOP # 323.4
 SAMPLE LIBRARY 1 SEP 20 95 13:17
 ANALYSIS # 1 SYR BLK
 INTERNAL TEMP 29 1.0 ML
 GAIN 10 SYR G
 COMPOUND NAME PEAK R.T. AREA/PPM
 UNKNOWN 1 40.6 426.3 mUS
 UNKNOWN 10 229.7 30.6 mUS
 UNKNOWN 11 255.8 21.5 mUS
 UNKNOWN 13 314.9 99.3 mUS

PHOTOVAC




STOP # 163.6
 SAMPLE LIBRARY 1 SEP 20 95 12: 2
 ANALYSIS # 20 SYR BLK
 INTERNAL TEMP 30 1.0 ML
 GAIN 10 SYR H
 COMPOUND NAME PEAK R.T. AREA/PPM

PHOTOVAC



STOP # 268.2
 SAMPLE LIBRARY 1 SEP 20 95 12:52
 ANALYSIS # 22 SYR BLK
 INTERNAL TEMP 28 1.0 ML
 GAIN 10 SYR J
 COMPOUND NAME PEAK R.T. AREA/PPM

PHOTOVAC

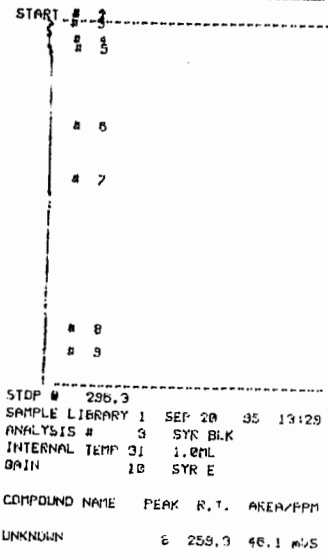


STOP # 485.7
 SAMPLE LIBRARY 1 SEP 20 95 13:23
 ANALYSIS # 2 SYR BLK
 INTERNAL TEMP 30 0.5 ML
 GAIN 10 SYR B
 COMPOUND NAME PEAK R.T. AREA/PPM
 UNKNOWN 5 266.8 51.3 mUS


CLIENT _____
 SUBJECT _____

JOB NO. _____ SHEET 6 OF 12
 BY KKS/DFM DATE 9-20-95
 CKD. _____ REVISION _____

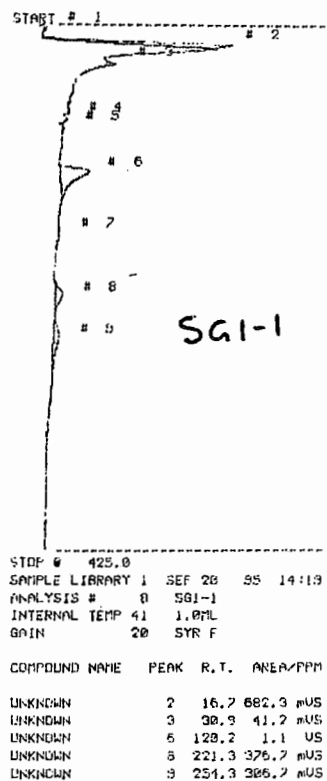
PHOTOVAC




PHOTOVAC




PHOTOVAC




PHOTOVAC



PHOTOVAC



PHOTOVAC



CLIENT _____


JOB NO. _____ SHEET 7 OF 12

SUBJECT _____

BY KKS/PEM DATE 9-20-95

CKD. _____ REVISION _____


PHOTOVAC



STOP # 425.0
 SAMPLE LIBRARY 1 SEP 20 95 14:4
 ANALYSIS # 7 SYR BLK
 INTERNAL TEMP 31 1.0ML
 GAIN 12 SYR F

COMPOUND NAME	PEAK	R.T.	AREA/PPM
UNKNOWN	1	15.4	23.7 μS

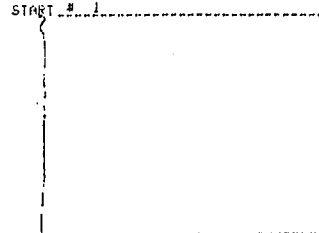
PHOTOVAC



STOP # 234.3
 SAMPLE LIBRARY 1 SEP 20 95 14:36
 ANALYSIS # 11 SYR BLK
 INTERNAL TEMP 33 1.0ML
 GAIN 20 SYR F

COMPOUND NAME	PEAK	R.T.	AREA/PPM
UNKNOWN	1	4.0	26.2 μS
UNKNOWN	2	13.7	25.0 μS

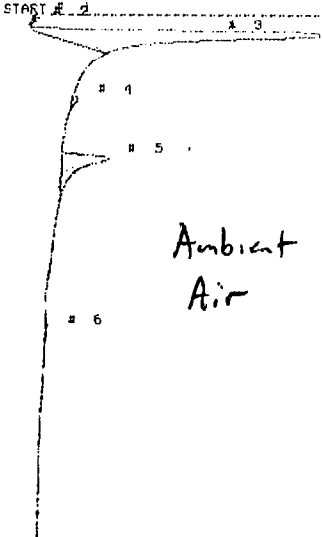
PHOTOVAC



STOP # 177.8
 SAMPLE LIBRARY 1 SEP 20 95 14:48
 ANALYSIS # 13 SYR BLK
 INTERNAL TEMP 34 1.0ML
 GAIN 20 SYR J

COMPOUND NAME	PEAK	R.T.	AREA/PPM
---------------	------	------	----------

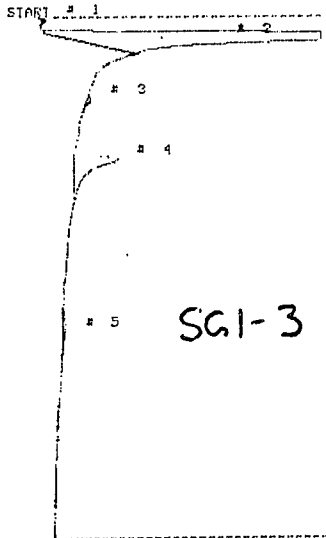
PHOTOVAC



STOP # 425.0
 SAMPLE LIBRARY 1 SEP 20 95 14:32
 ANALYSIS # 10 AMB. AIR
 INTERNAL TEMP 32 1.0ML
 GAIN 20 SYR F

COMPOUND NAME	PEAK	R.T.	AREA/PPM
UNKNOWN	1	4.0	25.6 μS
UNKNOWN	3	16.5	9.1 μS
UNKNOWN	4	69.7	72.9 μS
UNKNOWN	5	117.7	1.8 μS

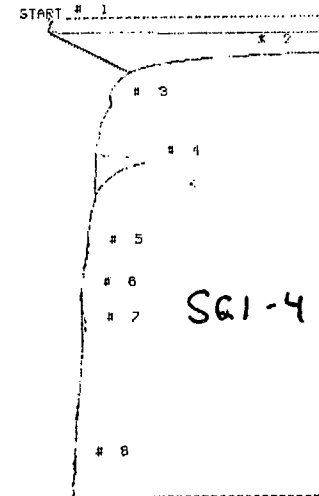
PHOTOVAC



STOP # 425.0
 SAMPLE LIBRARY 1 SEP 20 95 14:44
 ANALYSIS # 12 SG1-3
 INTERNAL TEMP 32 1.0ML
 GAIN 20 SYR J

COMPOUND NAME	PEAK	R.T.	AREA/PPM
UNKNOWN	2	16.8	14.0 μS
UNKNOWN	3	65.5	65.4 μS
UNKNOWN	4	118.5	1.7 μS
UNKNOWN	5	259.3	144.1 μS

PHOTOVAC



STOP # 391.4
 SAMPLE LIBRARY 1 SEP 20 95 14:55
 ANALYSIS # 14 SG1-4
 INTERNAL TEMP 33 1.0ML
 GAIN 20 SYR H

COMPOUND NAME	PEAK	R.T.	AREA/PPM
UNKNOWN	2	21.8	49.5 μS
UNKNOWN	4	118.5	2.3 μS
UNKNOWN	5	190.5	55.7 μS
UNKNOWN	7	254.3	306.3 μS

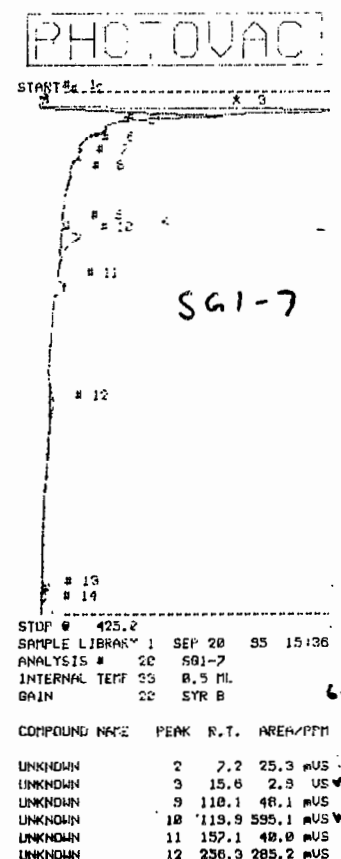
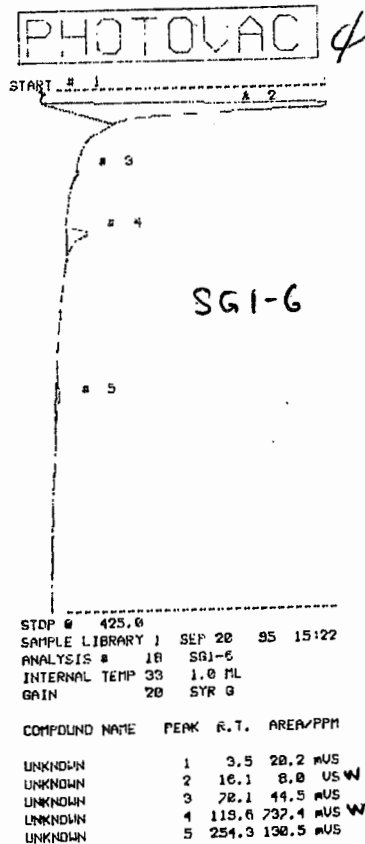
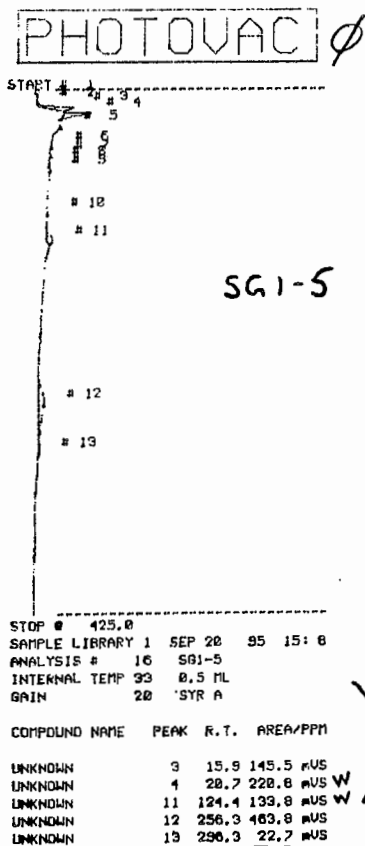
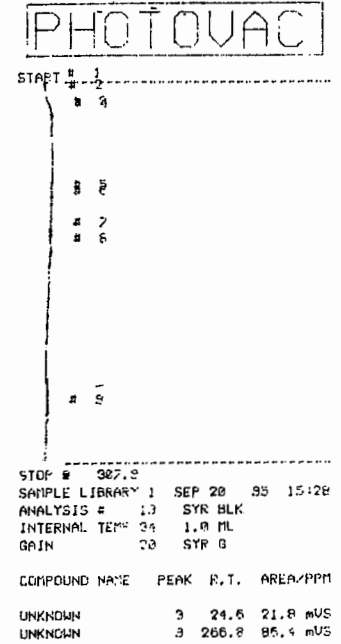
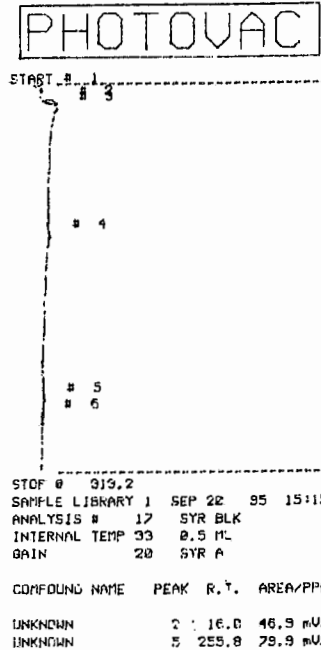

110VSTALS

15.9 vs 0.2 vs 15.7

52.16 vs 0.36


51.8

CLIENT _____ JOB NO. _____ SHEET 8 OF 12
 SUBJECT _____ BY KICS / PFM DATE 9-20-95
 CKD. _____ REVISION _____



CLIENT _____ JOB NO. _____ SHEET 9 OF 12
 SUBJECT _____ BY KKS/PPM DATE 9-20-95
 CKD. _____ REVISION _____

PHOTOVAC

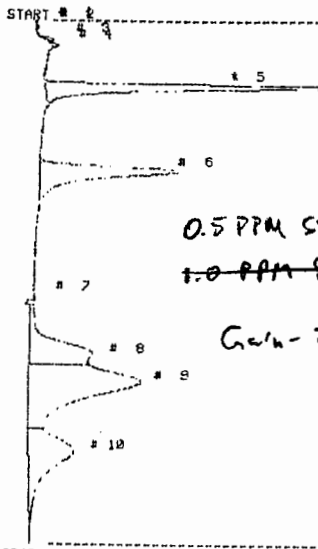


STOP # 425.0
 SAMPLE LIBRARY 1 SEP 20 35 15:45
 ANALYSIS # 21 AMB AIR
 INTERNAL TEMP 33 0.5 ML
 GAIN 20 SYR B

COMPOUND NAME	PEAK	R.T.	AREA/PPM
UNKNOWN	3	15.8	3.2 US W 3.6
UNKNOWN	5	122.0	442.1 μS W
UNKNOWN	8	256.3	30.9 μS

3.7 μS Dilvs

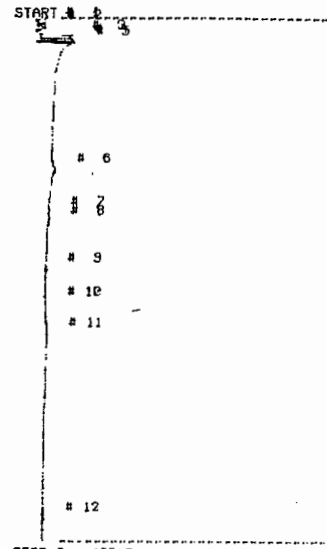
PHOTOVAC



STOP # 425.0
 SAMPLE LIBRARY 1 SEP 20 35 15:56
 ANALYSIS # 23 1.0 PPM STD
 INTERNAL TEMP 34 0.5 ML
 GAIN 20 SYR B

COMPOUND NAME	PEAK	R.T.	AREA/PPM
UNKNOWN	4	20.4	41.3 μS
UNKNOWN	5	53.4	5.3 US
UNKNOWN	6	123.8	5.0 US
UNKNOWN	8	274.3	4.4 US
UNKNOWN	9	286.3	10.2 US
UNKNOWN	10	351.5	5.0 US

PHOTOVAC



STOP # 425.0
 SAMPLE LIBRARY 1 SEP 20 35 16:3
 ANALYSIS # 24 SYR BLK
 INTERNAL TEMP 33 0.5 ML
 GAIN 20 SYR B

COMPOUND NAME	PEAK	R.T.	AREA/PPM
UNKNOWN	1	5.0	27.9 μS
UNKNOWN	2	6.6	26.3 μS
UNKNOWN	3	16.1	260.1 μS
UNKNOWN	4	18.3	191.6 μS
UNKNOWN	5	20.4	194.4 μS
UNKNOWN	12	406.2	25.3 μS

PHOTOVAC

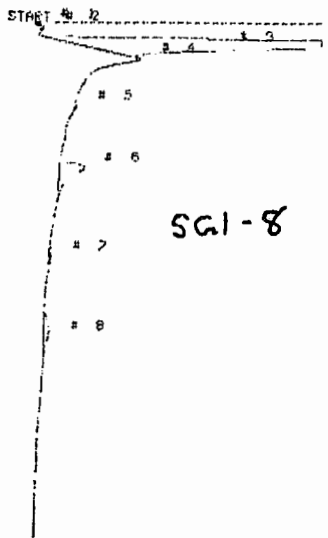


STOP # 217.3
 SAMPLE LIBRARY 1 SEP 20 35 15:49
 ANALYSIS # 22 SYR BLK
 INTERNAL TEMP 34 0.5 ML
 GAIN 20 SYR B

COMPOUND NAME	PEAK	R.T.	AREA/PPM
UNKNOWN	2	16.0	141.4 μS
UNKNOWN	5	128.0	41.1 μS

CLIENT _____ JOB NO. _____ SHEET 10 OF 12
SUBJECT _____ BY KKS/PPM DATE 9-20-85
CKD. _____ REVISION _____

PHOTOVAC




STOP # 425.0
SAMPLE LIBRARY 1 SEP 20 85 16:19
ANALYSIS # 25 SGI-8
INTERNAL TEMP 32 1.0 ML
GAIN 20 SYR E

COMPOUND NAME	PEAK	R.T.	AREA/PPM
UNKNOWN	2	1.3	20.7 μS
UNKNOWN	3	17.1	11.8 US W
UNKNOWN	5	58.9	26.2 μS
UNKNOWN	6	119.1	317.5 μS W
UNKNOWN	8	255.3	353.3 μS

13.76 vs 0.46 vs
12.7


PHOTOVAC



STOP # 425.0
SAMPLE LIBRARY 1 SEP 20 85 16:26
ANALYSIS # 27 SYR BLK
INTERNAL TEMP 33 1.0 ML
GAIN 20 SYR E

COMPOUND NAME	PEAK	R.T.	AREA/PPM
UNKNOWN	1	4.1	27.4 μS
UNKNOWN	6	234.9	171.8 μS


PHOTOVAC



STOP # 425.0
SAMPLE LIBRARY 1 SEP 20 85 16:35
ANALYSIS # 28 SGI-9
INTERNAL TEMP 33 1.0 ML
GAIN 20 SYR F

COMPOUND NAME	PEAK	R.T.	AREA/PPM
UNKNOWN	1	2.7	22.4 μS
UNKNOWN	2	16.2	8.0 US W 8.64
UNKNOWN	4	121.1	642.7 μS W
UNKNOWN	5	254.9	165.9 μS
UNKNOWN	6	288.3	49.3 μS


PHOTOVAC



STOP # 425.0
SAMPLE LIBRARY 1 SEP 20 85 16:43
ANALYSIS # 29 SYR BLK
INTERNAL TEMP 32 1.0 ML
GAIN 20 SYR F

COMPOUND NAME	PEAK	R.T.	AREA/PPM
UNKNOWN	1	3.4	40.0 μS
UNKNOWN	5	187.3	67.4 μS
UNKNOWN	6	260.8	25.6 μS


PHOTOVAC



STOP # 424.5
SAMPLE LIBRARY 1 SEP 20 85 16:52
ANALYSIS # 30 SGI-9D
INTERNAL TEMP 33 1.0 ML
GAIN 20 SYR H

COMPOUND NAME	PEAK	R.T.	AREA/PPM
UNKNOWN	2	15.9	6.9 US W 7.5
UNKNOWN	3	30.5	330.1 μS
UNKNOWN	6	122.8	623.2 μS W 7.5
UNKNOWN	8	253.8	311.3 μS W 7.5

PHOTOVAC



STOP # 209.1
SAMPLE LIBRARY 1 SEP 20 85 16:19
ANALYSIS # 26 SYR BLK
INTERNAL TEMP 35 1.0 ML
GAIN 20 SYR E

COMPOUND NAME	PEAK	R.T.	AREA/PPM
UNKNOWN	3	16.6	1.4 US
UNKNOWN	4	123.5	157.6 μS

CLIENT _____


JOB NO. _____ SHEET 11 OF 12

SUBJECT _____

BY RES / PFM DATE 9-20-95

CKD. _____ REVISION _____


PHOTOVAC



STOP # 300.5
 SAMPLE LIBRARY 1 SEP 20 95 16:57
 ANALYSIS # 31 SYR BLK
 INTERNAL TEMP 33 1.0 ML
 GAIN 20 SYR H

COMPOUND NAME	PEAK	R.T.	AREA/PPM
UNKNOWN	4	112.1	25.7 μS


PHOTOVAC



STOP # 425.0
 SAMPLE LIBRARY 1 SEP 20 95 17:13
 ANALYSIS # 33 SYR BLK
 INTERNAL TEMP 33 1.0 ML
 GAIN 20 SYR H

COMPOUND NAME	PEAK	R.T.	AREA/PPM
UNKNOWN	1	4.2	20.2 μS
UNKNOWN	2	16.7	21.1 μS

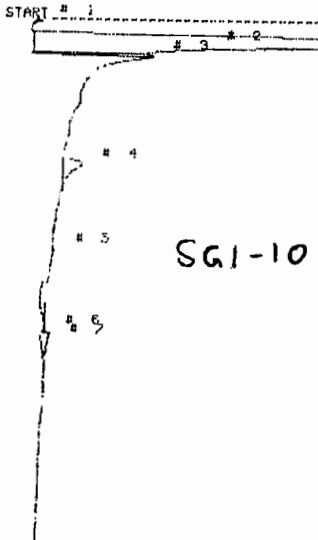
PHOTOVAC



STOP # 324.5
 SAMPLE LIBRARY 1 SEP 20 95 17:20
 ANALYSIS # 35 SYR BLK
 INTERNAL TEMP 33 1.0 ML
 GAIN 20 SYR J

COMPOUND NAME	PEAK	R.T.	AREA/PPM
---------------	------	------	----------

PHOTOVAC

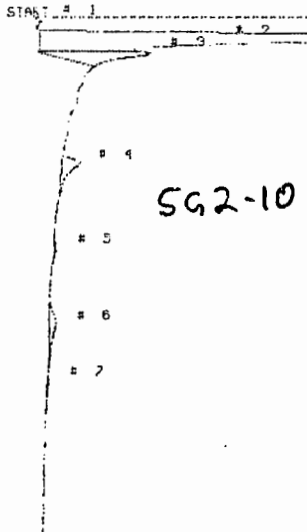


STOP # 425.0
 SAMPLE LIBRARY 1 SEP 20 95 17:4
 ANALYSIS # 32 SG1-10
 INTERNAL TEMP 33 1.0 ML
 GAIN 20 SYR H

COMPOUND NAME	PEAK	R.T.	AREA/PPM
UNKNOWN	1	2.7	22.4 μS
UNKNOWN	2	17.5	21.2 μS
UNKNOWN	3	29.9	550.8 μS
UNKNOWN	4	119.3	696.8 μS
UNKNOWN	6	293.8	202.8 μS
UNKNOWN	7	261.3	337.4 μS

1.1 v5 23.0 v5

PHOTOVAC




STOP # 425.0
 SAMPLE LIBRARY 1 SEP 20 95 17:21
 ANALYSIS # 34 SG2-10
 INTERNAL TEMP 33 1.0 ML
 GAIN 20 SYR J

COMPOUND NAME	PEAK	R.T.	AREA/PPM
UNKNOWN	2	17.0	13.7 μS
UNKNOWN	3	30.0	2.3 μS
UNKNOWN	4	120.8	630.1 μS
UNKNOWN	6	293.3	423.0 μS

14.3
10.06 v5

PHOTOVAC



STOP # 425.0
 SAMPLE LIBRARY 1 SEP 20 95 17:36
 ANALYSIS # 36 SG2-9
 INTERNAL TEMP 33 1.0 ML
 GAIN 20 SYR T

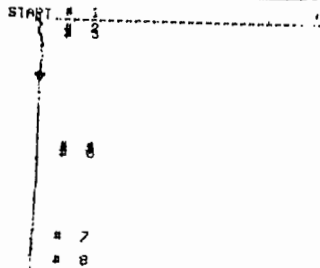
COMPOUND NAME	PEAK	R.T.	AREA/PPM
UNKNOWN	1	3.5	21.4 μS
UNKNOWN	2	18.1	18.4 μS
UNKNOWN	3	121.7	535.5 μS
UNKNOWN	5	255.3	525.4 μS

0.58 v5 11.48 v5

CLIENT _____ JOB NO. _____ SHEET 12 OF 12
 SUBJECT _____ BY KCS/PPM DATE 9-20-95
 CKD. _____ REVISION _____

SG1-11 } not collected
 SG2-11 } in bushes.

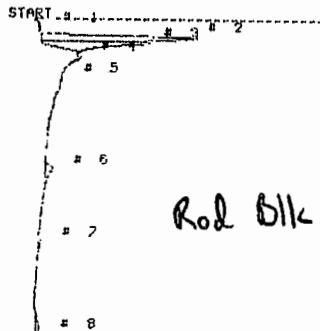
PHOTOVAC



STOP # 207.6
 SAMPLE LIBRARY 1 SEP 20 95 17:40
 ANALYSIS # 37 SYR BLK
 INTERNAL TEMP 34 1.0 ML
 GAIN 20 SYR T

COMPOUND NAME PEAK R.T. AREA/PPM

PHOTOVAC



Rod Blk

SG-RB-1

STOP # 125.0
 SAMPLE LIBRARY 1 SEP 20 95 17:52
 ANALYSIS # 38 SG-RB-1
 INTERNAL TEMP 32 0.5 ML
 GAIN 20 SYR A

COMPOUND NAME PEAK R.T. AREA/PPM

UNKNOWN	1	7.9	24.0	µS
UNKNOWN	2	15.8	2.1	US W 2.3
UNKNOWN	3	20.0	1.3	US
UNKNOWN	6	123.2	186.3	µS W
UNKNOWN	8	256.8	258.0	µS

End of Day

KCS

3.9 µS

1 ml equivalent
 = 7.8 µS

3.2 µS

CLIENT ACOE : SEAD 25 JOB NO. _____ SHEET 1 OF 1
 SUBJECT Soil Gas Std. Dilution Calculations BY _____ DATE 9-21-85
 CKD. _____ REVISION _____

Oven pre-heated to 30°C

Scott Specialty Gases - BTEX Std.


Benzene	51.5 ppm / M
Ethyl benzene	50.4
Toluene	50.0
M. Xylene	50.3
O. Xylene	50.3
P. Xylene	50.1
Nitrogen	Balance

Calibration Dilutions: 20 ppm Std =

$$\textcircled{50 \text{ ml}} = \frac{1,000,000 \times 20 \text{ ppm} \times .125 \text{ L}}{50 \text{ ppm}}$$

BTEX Std. Injections:

20 ppm	- 1 ml	20 ppm Std	(Analysis #
10 ppm	- 0.5 ml	20 ppm Std	(Analysis #
5 ppm	- 0.25 ml	20 ppm Std	(Analysis # 10)
2 ppm	- 0.1 ml	20 ppm Std	(Analysis # 9)
20 ppm	-	50 ppm Std	



CLIENT ACOE - SEAD 25
 SUBJECT Soil Gas

JOB NO. _____ SHEET 1 OF 17
 BY KMS/PPM DATE 9-21-95
 CKD. _____ REVISION _____

PHOTOVAC

START _____

STOP # 33.2
 SAMPLE LIBRARY 1 SEP 20 95 18:13
 ANALYSIS # 1 5G-RB
 INTERNAL TEMP 22 0.5 ML
 GAIN 2 SYR A

OFFSET 29.0 mV
 CHART SPEED 1 cm/Min
 SLOPE SENS. 4 10 4 mV/Sec
 WINDOW +/- 1 Percent
 MINIMUM AREA 20 mVSec
 TIMER DELAY 10.0 Sec
 ANALYSIS TIME 125.0 Sec
 CYCLE TIME 0 Min

COMPOUND NAME PEAK R.T. AREA/PPM

Oven pre-heated to
 30°C

PHOTOVAC

START # 1

STOP # 236.5
 SAMPLE LIBRARY 1 SEP 20 95 18:31
 ANALYSIS # 3 SYR-20PPM STD BK
 INTERNAL TEMP 27 1.0 ML
 GAIN 10 SYR Q

COMPOUND NAME PEAK R.T. AREA/PPM

UNKNOWN	1	8.1	34.5 mUS
UNKNOWN	4	39.8	42.7 mUS
UNKNOWN	5	64.3	1.4 US
UNKNOWN	6	111.5	32.6 mUS
UNKNOWN	7	142.2	1.6 US

PHOTOVAC

START # 1

STOP # 425.0
 SAMPLE LIBRARY 1 SEP 20 95 18:50
 ANALYSIS # 5 SYR BLK
 INTERNAL TEMP 27 1.0 ML
 GAIN 5 SYR N

COMPOUND NAME PEAK R.T. AREA/PPM

PHOTOVAC

START # 1

STOP # 337.8
 SAMPLE LIBRARY 1 SEP 20 95 18:26
 ANALYSIS # 2 SYR-20PPM STD BK
 INTERNAL TEMP 24 1.0 ML
 GAIN 10 SYR P

COMPOUND NAME PEAK R.T. AREA/PPM

UNKNOWN	3	21.3	56.2 mUS
UNKNOWN	4	73.9	556.2 mUS
UNKNOWN	6	167.6	721.4 mUS

PHOTOVAC

START # 1

20ppm Std
 Vessel Blk
 +
 Syr. Q Blk

STOP # 372.2
 SAMPLE LIBRARY 1 SEP 20 95 18:38
 ANALYSIS # 4 SYR-20PPM STD BK
 INTERNAL TEMP 26 1.0 ML
 GAIN 10 SYR Q

COMPOUND NAME PEAK R.T. AREA/PPM

UNKNOWN	2	27.7	91.5 mUS
UNKNOWN	3	56.2	56.7 mUS
UNKNOWN	6	131.6	99.1 mUS
UNKNOWN	8	290.8	55.7 mUS

PHOTOVAC

START _____

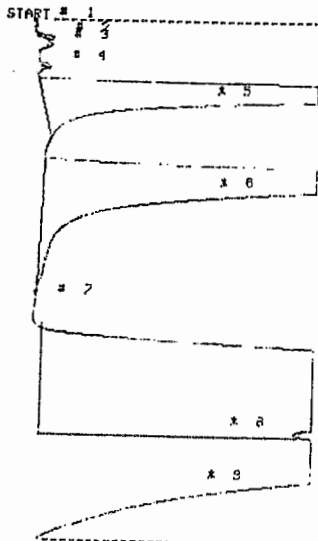
STOP # 171.8
 SAMPLE LIBRARY 1 SEP 20 95 18:57
 ANALYSIS # 6 SYR BLK
 INTERNAL TEMP 29 0.25 ML
 GAIN 5 SYR 9

COMPOUND NAME PEAK R.T. AREA/PPM

CLIENT ACOE - SEAD 25
 SUBJECT Soil Gas

JOB NO. _____ SHEET 2 OF 17
 BY KCS/PPM DATE 9-21-95
 CKD. _____ REVISION _____


PHOTOVAC



STOP # 425.0
 SAMPLE LIBRARY 1 SEP 20 95 10:5
 ANALYSIS # 7 20 PPM STD
 INTERNAL TEMP 28 1.0 M
 GAIN 10 SYR N

COMPOUND NAME	PEAK	R.T.	AREA/PPM
UNKNOWN	2	15.9	53.9 mUS
UNKNOWN	3	21.9	38.2 mUS
UNKNOWN	4	38.6	25.2 mUS
UNKNOWN	5	58.1	91.7 US
UNKNOWN	6	129.1	83.0 US
UNKNOWN	8	301.8	521.7 US

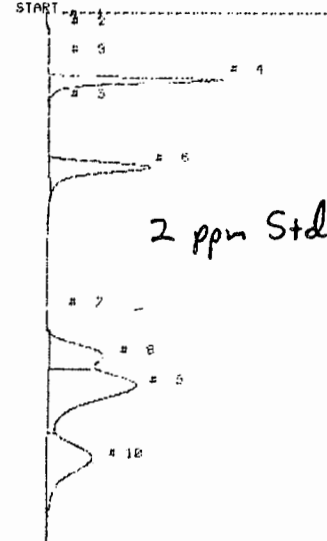
PHOTOVAC



STOP # 425.0
 SAMPLE LIBRARY 1 SEP 20 95 10:15
 ANALYSIS # 8 2 PPM STD
 INTERNAL TEMP 28 0.1 M
 GAIN 5 SYR 0

COMPOUND NAME	PEAK	R.T.	AREA/PPM
UNKNOWN	2	55.4	2.2 US
UNKNOWN	4	127.7	3.5 US
UNKNOWN	7	282.8	3.5 US
UNKNOWN	8	307.7	6.4 US

PHOTOVAC



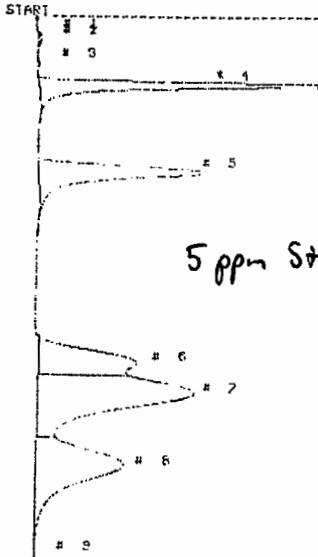
STOP # 450.0
 SAMPLE LIBRARY 1 SEP 20 95 10:25
 ANALYSIS # 9 2 PPM STD
 INTERNAL TEMP 28 0.1 M - 20 ppm Std.
 GAIN 5 SYR 0

COMPOUND NAME	PEAK	R.T.	AREA/PPM
UNKNOWN	4	55.3	3.1 US
UNKNOWN	6	127.4	3.9 US
UNKNOWN	8	282.8	3.4 US
UNKNOWN	9	307.1	6.1 US
UNKNOWN	10	307.0	4.5 US

CLIENT _____
 SUBJECT _____

JOB NO. _____ SHEET 3 OF 17
 BY KKS/PFM DATE 9-21-95

PHOTOVAC ✓




5 ppm Std

STOP # 450.0
 SAMPLE LIBRARY 1 SEP 20 95 13:34
 ANALYSIS # 10 5 PPM STD
 INTERNAL TEMP 23 0.25 ML - 20 ppm Std
 GAIN 5 SYR 9

COMPOUND NAME	PEAK	R.T.	AREA/PPM
UNKNOWN	4	55.7	6.4 US
UNKNOWN	5	128.9	6.6 US
UNKNOWN	6	285.8	6.3 US
UNKNOWN	7	310.7	15.3 US
UNKNOWN	8	371.2	9.4 US

PHOTOVAC




Increase
 Analysis time to
 500 sec.

STOP # 450.0
 SAMPLE LIBRARY 1 SEP 20 95 13:41
 ANALYSIS # 11 10 PPM STD
 INTERNAL TEMP 23 0.5 ML
 GAIN 5 SYR N

COMPOUND NAME	PEAK	R.T.	AREA/PPM
UNKNOWN	4	56.1	12.8 US
UNKNOWN	5	123.5	11.6 US
UNKNOWN	6	287.5	6.9 US
UNKNOWN	7	312.5	23.5 US

PHOTOVAC ✓



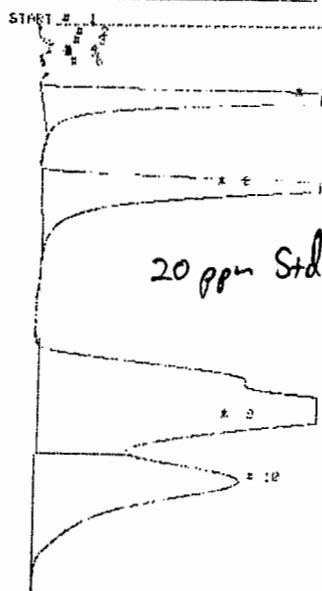
10 ppm Std

STOP # 482.5
 SAMPLE LIBRARY 1 SEP 20 95 20:00
 ANALYSIS # 12 10 PPM STD
 INTERNAL TEMP 23 0.5 ML - 20 ppm Std.
 GAIN 5 SYR N

COMPOUND NAME	PEAK	R.T.	AREA/PPM
UNKNOWN	4	57.7	12.7 US
UNKNOWN	5	131.6	11.0 US
UNKNOWN	6	290.6	6.5 US
UNKNOWN	7	316.1	24.8 US
UNKNOWN	8	376.8	15.1 US

CLIENT _____ JOB NO. _____ SHEET 4 OF 17
 SUBJECT _____ BY KRS/PEM DATE 9-21-95
 CKD. _____ REVISION _____


PHOTOVAC



STOP # 470.8
 SAMPLE LIBRARY 1 SEP 20 95 20:18
 ANALYSIS # 13 20 PPM STD
 INTERNAL TEMP 30 1.0 ML - 20 ppm Std
 GAIN 5 SYR N

COMPOUND NAME	PEAK	R.T.	AREA/PPM
UNKNOWN	2	15.0	98.7 μS
UNKNOWN	7	38.0	25.4 μS
UNKNOWN	8	130.3	21.1 μS
UNKNOWN	9	214.3	20.7 μS
UNKNOWN	10	326.8	21.1 μS

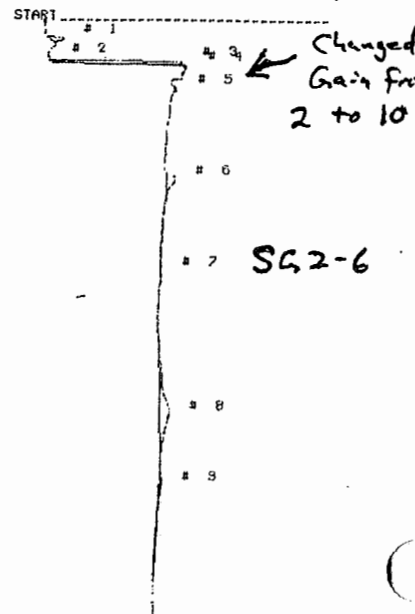
PHOTOVAC



STOP # 485.7
 SAMPLE LIBRARY 1 SEP 20 95 20:23
 ANALYSIS # 14 50 PPM STD
 INTERNAL TEMP 30 1.0 ML - 50 ppm Std
 GAIN 2 SYR N

COMPOUND NAME	PEAK	R.T.	AREA/PPM
UNKNOWN	2	16.4	1.1 μS
UNKNOWN	3	40.1	633.9 μS
UNKNOWN	4	58.3	92.8 μS
UNKNOWN	5	131.7	43.2 μS
UNKNOWN	6	308.5	252.6 μS
UNKNOWN	7	378.2	36.7 μS

PHOTOVAC φ



STOP # 496.7
 SAMPLE LIBRARY 1 SEP 20 95 20:27
 ANALYSIS # 15 SG2-6
 INTERNAL TEMP 30 1.0 ML
 GAIN 10 SYR N


COMPOUND NAME	PEAK	R.T.	AREA/PPM
UNKNOWN	1	16.3	116.3 μS
UNKNOWN	3	35.0	481.6 μS
UNKNOWN	6	131.9	354.1 μS
UNKNOWN	8	322.7	1.4 μS
UNKNOWN	9	388.3	80.8 μS

Gain 20 eqn. 4.8 μS
 0.5 μS Gain 20 eqn. 1.0 μS

CLIENT _____ JOB NO. _____ SHEET 5 OF 17

SUBJECT _____ BY KCS/PEH DATE 4-21-95


PHOTOVAC



STOP # 459.4
 SAMPLE LIBRARY 1 SEP 21 95 3:56
 ANALYSIS # 18 SYR BLK
 INTERNAL TEMP 31 1.0 ML
 GAIN 10 SYR H

COMPOUND NAME	PEAK	R.T.	AREA/PPM
UNKNOWN	3	237.8	40.0 μS
UNKNOWN	4	323.3	41.0 μS

PHOTOVAC




STOP # 500.0
 SAMPLE LIBRARY 1 SEP 21 95 10:0
 ANALYSIS # 12 SG2-7
 INTERNAL TEMP 31 1.0 ML
 GAIN 10 SYR E

COMPOUND NAME	PEAK	R.T.	AREA/PPM
UNKNOWN	2	16.4	3.8 μS
UNKNOWN	3	129.8	323.0 μS
UNKNOWN	5	291.8	78.5 μS
UNKNOWN	6	313.1	286.3 μS
UNKNOWN	7	328.2	100.8 μS

$C(2) \cdot \lambda 20 = 8.9 \mu S$
 $= 1.0 \mu S$
 $4.4 \mu S$

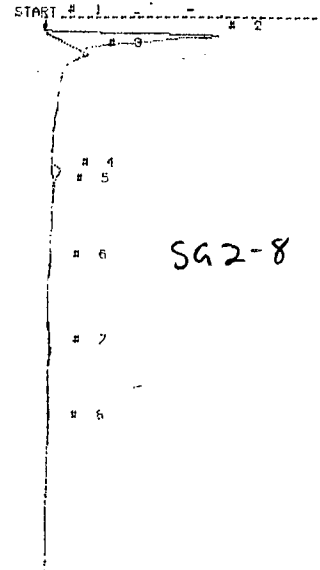
PHOTOVAC



STOP # 322.5
 SAMPLE LIBRARY 1 SEP 21 95 10:11
 ANALYSIS # 18 SYR BLK
 INTERNAL TEMP 32 1.0 ML
 GAIN 10 SYR E

COMPOUND NAME	PEAK	R.T.	AREA/PPM
UNKNOWN	5	276.3	98.4 μS
UNKNOWN	6	315.5	20.9 μS

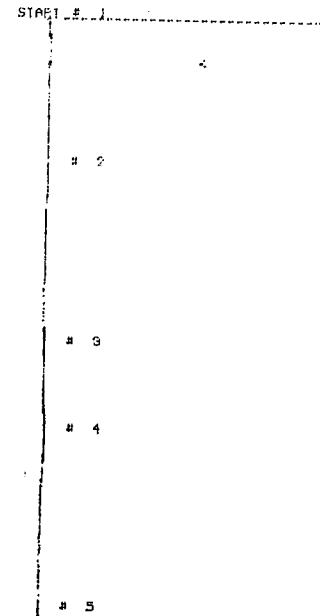
PHOTOVAC



STOP # 454.4
 SAMPLE LIBRARY 1 SEP 21 95 12:18
 ANALYSIS # 12 SG2-8
 INTERNAL TEMP 32 1.0 ML
 GAIN 10 SYR J

COMPOUND NAME	PEAK	R.T.	AREA/PPM
UNKNOWN	2	16.4	3.7 μS
UNKNOWN	3	31.5	24.2 μS
UNKNOWN	4	126.8	230.2 μS
UNKNOWN	5	202.9	57.7 μS
UNKNOWN	7	272.8	156.5 μS
UNKNOWN	8	332.9	122.6 μS

PHOTOVAC



STOP # 500.0
 SAMPLE LIBRARY 1 SEP 21 95 10:27
 ANALYSIS # 20 SYR BLK
 INTERNAL TEMP 32 1.0 ML
 GAIN 10 SYR J

COMPOUND NAME	PEAK	R.T.	AREA/PPM
---------------	------	------	----------

$3.9 \mu S$
 $27.8 \mu S$
 $4.3 \mu S$
 $6 \mu S$
 20
 $20 \mu S$
 (1.8)

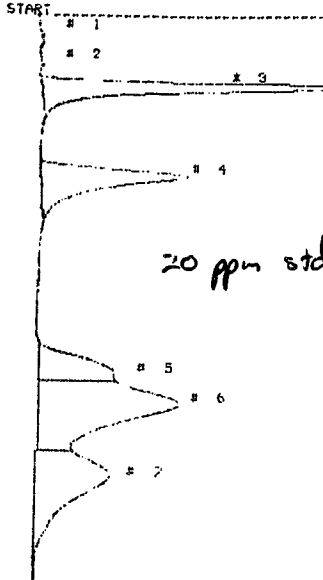
CLIENT _____
 SUBJECT _____

JOB NO. _____ SHEET 6 OF 17
 BY KKS/PPM DATE 9-21-95


PHOTOVAC

PHOTOVAC

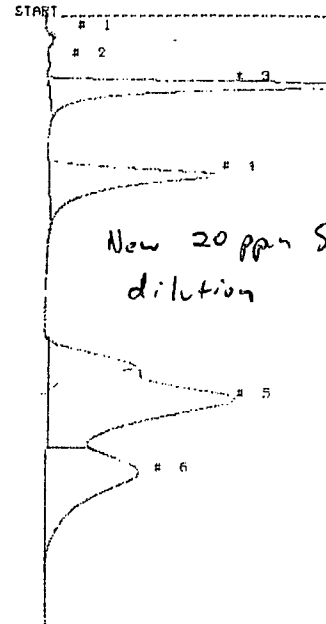
PHOTOVAC



20 ppm std



50 ppm Std



New 20 ppm Std
 dilution

STOP # 482.7
 SAMPLE LIBRARY 1 SEP 21 95 10:41
 ANALYSIS # 21 20 PPM STD
 INTERNAL TEMP 92 1.0 ML - 20 ppm Std
 GAIN 2 SYR N

STOP # 500.0
 SAMPLE LIBRARY 1 SEP 21 95 10:50
 ANALYSIS # 22 50 PPM STD
 INTERNAL TEMP 92 0.4 ML - 50 ppm Std
 GAIN 2 SYR N

STOP # 485.2
 SAMPLE LIBRARY 1 SEP 21 95 11:0
 ANALYSIS # 23 20 PPM STD
 INTERNAL TEMP 92 1.0 ML
 GAIN 2 SYR N

COMPOUND NAME	PEAK	R.T.	AREA/PPM
UNKNOWN	3	57.4	10.4 US
UNKNOWN	4	132.8	7.8 US
UNKNOWN	5	235.3	4.4 US
UNKNOWN	6	319.7	16.7 US
UNKNOWN	7	388.3	3.8 US

COMPOUND NAME	PEAK	R.T.	AREA/PPM
UNKNOWN	1	16.1	159.5 nUS
UNKNOWN	4	57.6	15.4 US
UNKNOWN	5	131.6	11.3 US
UNKNOWN	6	232.8	7.4 US
UNKNOWN	7	316.1	27.5 US
UNKNOWN	8	377.5	15.8 US

COMPOUND NAME	PEAK	R.T.	AREA/PPM
UNKNOWN	1	16.3	23.5 nUS
UNKNOWN	3	56.7	11.0 US
UNKNOWN	4	131.9	9.2 US
UNKNOWN	5	316.1	27.1 US
UNKNOWN	6	375.4	12.7 US

SOIL GAS CALIBRATION DATA FOR MIXED BTEX STANDARDS

ENGINEERING-SCIENCE	CLIENT: <u>ACOE</u>	DATE: <u>9/21/95</u>
PROJECT: <u>Remedial Investigation</u>	Operator: <u>KS/Plm</u>	
LOCATION: <u>SEAD-25</u>		

Instrument Specs:

Type of GC: Photolac

Column Type: CPsil-5

Chart Speed: 1cm/min

Gain: 10

Sensitivity: 5/10

Gas Flow Rate: 10 ml/min

Tank Pressure: 1700 psi

Standard: <u>2 PPM</u>	Comments: <u>50ppm x .4 = 20 ppm</u>
Concentration: <u>20 PPM</u>	<u>(start with 20 ppm bulb)</u>
Inj. volume: <u>0.1 ml</u> Gain - <u>5</u>	
Analysis #: <u>3</u>	
Time: <u>19:25</u>	

Analyte:	Actual Std. Conc.(ppmV) x	Injection Vol.(ml) =	Normalized Conc.(ppmV)	Area (vs)	Retention Time (sec.)	Response Factor	Delta RF
Benzene	20.6	0.1	2.06	3.1	585.3	0.66	
Toluene	20.00	0.1	2.00	3.5	129.4	0.57	
Ethylbenzene	20.16	0.1	2.16	3.5	282.8	0.62	
O-Xylenes	20.12	0.1	2.01	8.1	307.1	0.25	
M-Xylenes	20.12	0.1	2.01	8.1	307.1	0.25	
P-Xylenes	20.04	0.1	2.00	4.5	367.0	0.44	

Notes: RF = Conc. ÷ Area (vs) ; Actual Std. Conc. is to be obtained from analysis of gas standard ; Conc. normalized to 1 ml injection.

Standard: <u>5 ppm</u>	Comments: <u>(start with 20 ppm bulb)</u>
Concentration: <u>20 ppm</u>	
Inj. volume: <u>0.25 ml</u> Gain - <u>5</u>	
Analysis #: <u>10</u>	
Time: <u>19:34</u>	

Analyte:	Actual Std. Conc.(ppmV) x	Injection Vol.(ml) =	Normalized Conc.(ppmV)	Area (vs)	Retention Time (sec.)	Response Factor	Delta RF
Benzene	20.6	0.25	5.15	6.4	55.7	0.81	
Toluene	20.00	0.25	5.00	6.6	128.9	0.75	
Ethylbenzene	20.16	0.25	5.04	6.3	285.8	0.80	
O-Xylenes	20.12	0.25	5.03	15.3	310.7	0.33	
M-Xylenes	20.12	0.25	5.03	15.3	310.7	0.33	
P-Xylenes	20.04	0.25	5.01	9.4	372.2	0.53	

Notes: RF = Conc. ÷ Area (vs) ; Actual Std. Conc. is to be obtained from analysis of gas standard ; Conc. normalized to 1 ml injection.

Standard: <u>10 ppm</u>	Comments:
Concentration: <u>20 PPM</u>	
Inj. volume: <u>0.5 ml</u> Gain - <u>5</u>	
Analysis #: <u>12</u>	
Time: <u>20:00</u>	

Analyte:	Actual Std. Conc.(ppmV) x	Injection Vol.(ml) =	Normalized Conc.(ppmV)	Area (vs)	Retention Time (sec.)	Response Factor	Delta RF
Benzene	20.6	0.5	10.3	57.7 12.7	127.57.7	0.81	
Toluene	20.00	↓	10.00	131.6 11.0	140.131.6	0.91	
Ethylbenzene	20.16	↓	10.04	270.8 8.5	252.270.8	1.18	
O-Xylenes	20.12	↓	10.06	316.1 24.0	24.316.1	0.42	
M-Xylenes	20.12	↓	10.06	316.1 24.0	316.1	0.42	
P-Xylenes	20.04	↓	10.02	376.8 15.1	376.8	0.66	

Notes: RF = Conc. ÷ Area (vs) ; Actual Std. Conc. is to be obtained from analysis of gas standard ; Conc. normalized to 1 ml injection.

SOIL GAS CALIBRATION DATA FOR MIXED BTEX STANDARDS

ENGINEERING-SCIENCE	CLIENT: ACOE	DATE: 9/21/95
PROJECT: Remedial Investigation		Operator:
LOCATION: SFAD-25		

Standard: Concentration: _____ Tedlar or <u>Glass Bulb</u> Inj. volume: _____ Analysis #: _____ Time: _____	Comments: Gain @ 2 Area adjusted to Gain @ 5 by multiplying (x2.5)
--	---

Analyte:	Actual Std. Conc.(ppmV)	x	Injection Vol.(ml)	=	Normalized Conc.(ppmV)	Area (vs)	Retention Time (sec.)	Response Factor	Delta RF
Benzene	20.6		1.0	=	20.6	10.4 (x2.5)=26	57.4	.79	
Toluene	20.0			=	20.0	7.8 = 19.5	132.8	1.02	
Ethylbenzene	20.16			=	20.16	4.4 = 11	295.3	1.83	
O-Xylenes	20.12			=	20.12	16.7 = 41.75	315.7	0.48	
M-Xylenes	20.12			=	20.12	16.7 = 41.75	319.7	0.48	
P-Xylenes	20.04			=	20.04	9.8 = 24.5	380.3	0.81	

Notes: RF = Conc. ÷ Area (vs) ; Actual Std. Conc. is to be obtained from analysis of gas standard ; Conc. normalized to 1 ml injection.

Standard: Concentration: _____ Tedlar or Glass Bulb Inj. volume: _____ Analysis #: _____ Time: _____	Comments:
---	------------------

Analyte:	Actual Std. Conc.(ppmV)	x	Injection Vol.(ml)	=	Normalized Conc.(ppmV)	Area (vs)	Retention Time (sec.)	Response Factor	Delta RF
Benzene				=					
Toluene				=					
Ethylbenzene				=					
O-Xylenes				=					
M-Xylenes				=					
P-Xylenes				=					

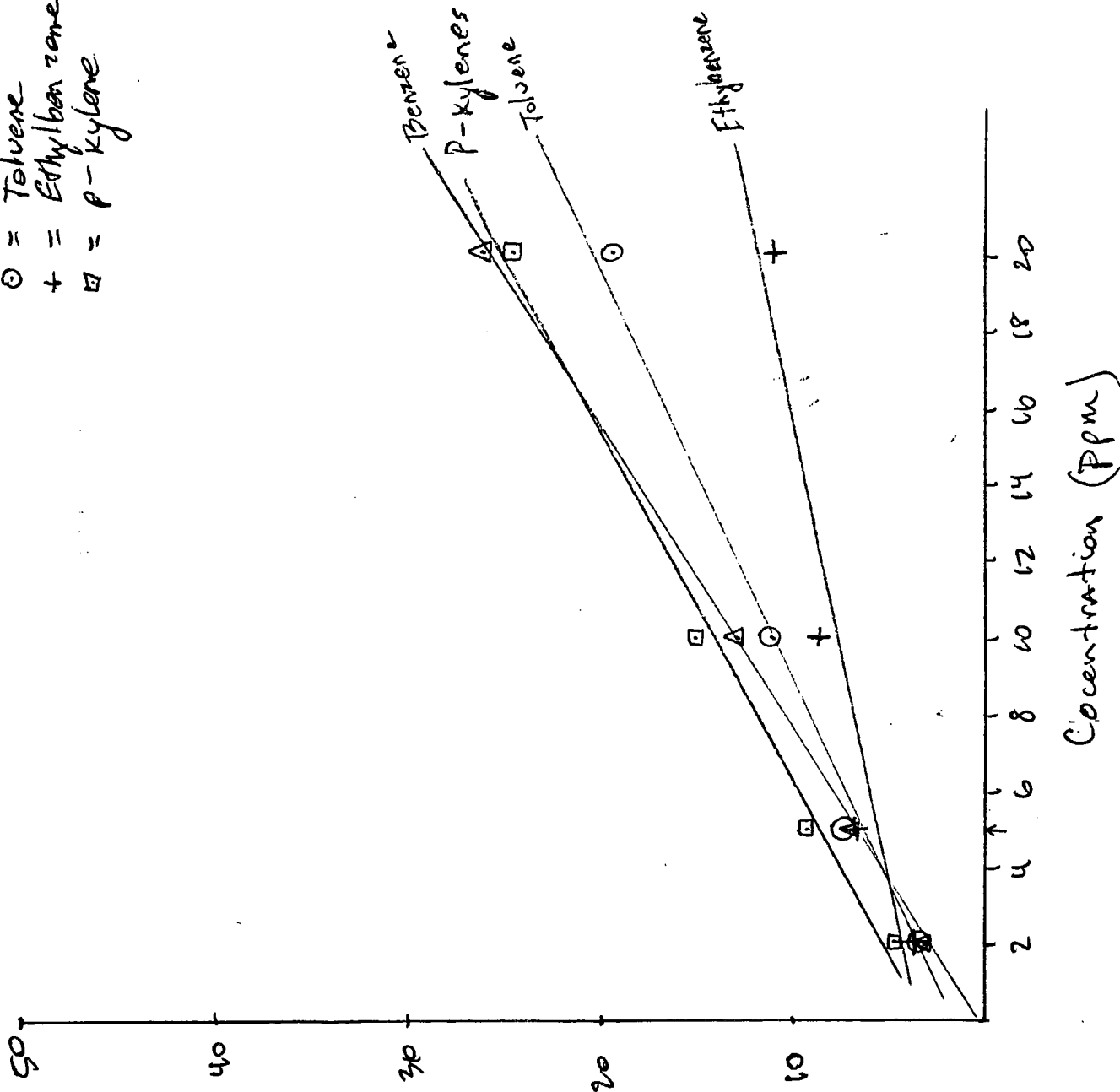
Notes: RF = Conc. ÷ Area (vs) ; Actual Std. Conc. is to be obtained from analysis of gas standard ; Conc. normalized to 1 ml injection.

25.4

CLIENT ACOE JOB NO. _____ SHEET _____ OF _____
 SUBJECT Calibration Curve BY KS/PSM DATE 9/21/95
 CKD. _____ REVISION _____

Calibration Curve : BTEX

- A = Benzene
- = Toluene
- + = Ethylbenzene
- = p-xylene



Detector Response (vs of gain of 10)

Small, illegible text at the top left corner.



Faint, illegible text or markings in the upper right quadrant.



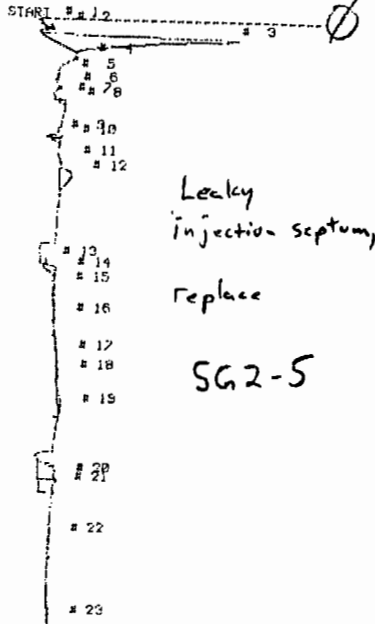
Faint, illegible text or markings in the lower right quadrant.



CLIENT _____
 SUBJECT _____

JOB NO. _____ SHEET 7 OF 17
 BY KKS/PPM DATE 9-21-95


PHOTOVAC



STOP # 500.0
 SAMPLE LIBRARY 1 SEP 21 95 11:11
 ANALYSIS # 24 SG2-5
 INTERNAL TEMP 32 1.0 ML
 GAIN 10 SYR 9

COMPOUND NAME	PEAK	R.T.	AREA/PPM
UNKNOWN	2	7.3	42.3 µS
UNKNOWN	3	16.5	5.7 µS
UNKNOWN	8	60.7	52.0 µS
UNKNOWN	10	98.5	62.4 µS
UNKNOWN	12	127.2	421.4 µS
UNKNOWN	14	203.3	133.5 µS
UNKNOWN	16	242.8	23.6 µS
UNKNOWN	17	272.8	34.7 µS
UNKNOWN	19	315.1	167.1 µS
UNKNOWN	20	372.6	617.3 µS
UNKNOWN	21	380.3	824.7 µS
UNKNOWN	23	485.6	67.1 µS

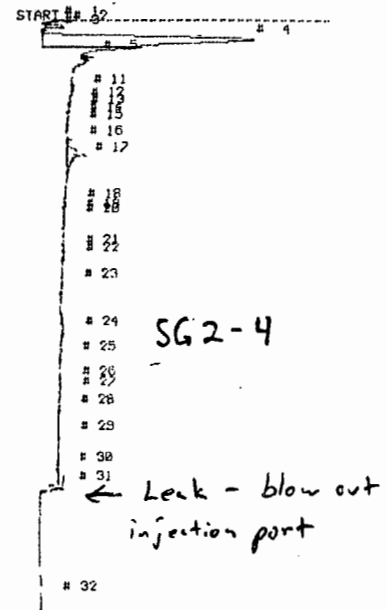
5.9 vs
 Gain 20 equiv. = 11.8 vs
3.6 vs



STOP # 480.0
 SAMPLE LIBRARY 1 SEP 21 95 1:22
 ANALYSIS # 25 SYR BLK
 INTERNAL TEMP 32 1.0 ML
 GAIN 10 SYR 9

COMPOUND NAME	PEAK	R.T.	AREA/PPM
UNKNOWN	1	2.3	21.1 µS
UNKNOWN	3	11.2	20.2 µS
UNKNOWN	4	13.5	102.4 µS
UNKNOWN	5	30.1	28.5 µS
UNKNOWN	9	120.8	60.4 µS
UNKNOWN	10	124.1	31.8 µS
UNKNOWN	11	130.6	67.6 µS
UNKNOWN	12	134.8	36.8 µS
UNKNOWN	20	267.8	34.1 µS
UNKNOWN	21	272.8	147.5 µS
UNKNOWN	25	322.7	24.4 µS
UNKNOWN	30	436.0	34.7 µS

PHOTOVAC

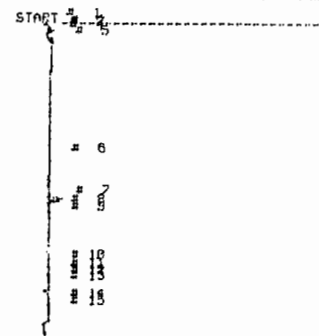


STOP # 500.0
 SAMPLE LIBRARY 1 SEP 21 95 11:30
 ANALYSIS # 26 SG2-4
 INTERNAL TEMP 35 1.0 ML
 GAIN 10 SYR F

COMPOUND NAME	PEAK	R.T.	AREA/PPM
UNKNOWN	2	6.3	172.0 µS
UNKNOWN	4	17.1	4.7 µS
UNKNOWN	5	30.5	22.3 µS
UNKNOWN	17	126.6	347.5 µS
UNKNOWN	24	268.8	37.2 µS

5.2 vs
 Gain 20 equiv. = 10.4 vs
0.2 vs

PHOTOVAC

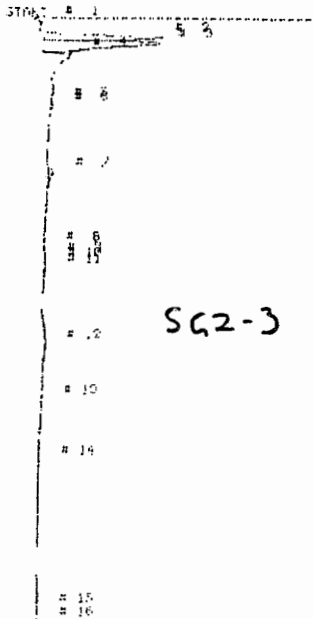


STOP # 252.1
 SAMPLE LIBRARY 1 SEP 21 95 11:35
 ANALYSIS # 27 SYR BLK
 INTERNAL TEMP 34 1.0 ML
 GAIN 10 SYR F

COMPOUND NAME	PEAK	R.T.	AREA/PPM
UNKNOWN	2	6.8	65.5 µS
UNKNOWN	5	15.4	26.4 µS
UNKNOWN	7	146.6	110.0 µS

CLIENT _____ JOB NO. _____ SHEET 8 OF 17
 SUBJECT _____ BY KKS/PPN DATE 9-21-98
 CKD. _____ REVISION _____

PHOTOVAC



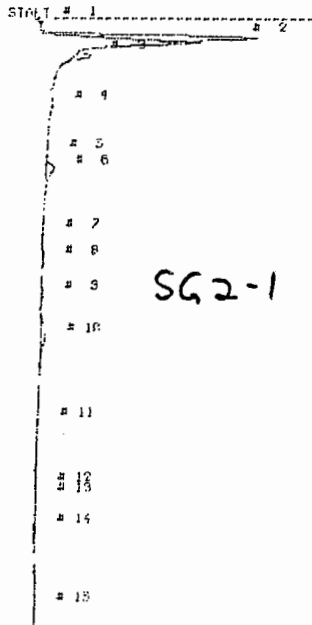
SG2-3

STOP # 502.0
 SAMPLE LIBRARY 1 SEP 21 95 11:48
 ANALYSIS # 28 SG2-3
 INTERNAL TEMP 35 1.0 ML
 GAIN 10 SYR I

COMPOUND NAME	PEAK	R.T.	AREA/PPM
UNKNOWN	2	16.6	1.6 US W
UNKNOWN	3	21.7	2.3 US W
UNKNOWN	4	28.7	25.4 μS
UNKNOWN	7	126.8	195.9 μS
UNKNOWN	12	266.8	46.8 μS
UNKNOWN	15	482.4	33.5 μS

Gain 20 eqw. = 8.4 vs
 4.2 vs
 0.2 vs

PHOTOVAC



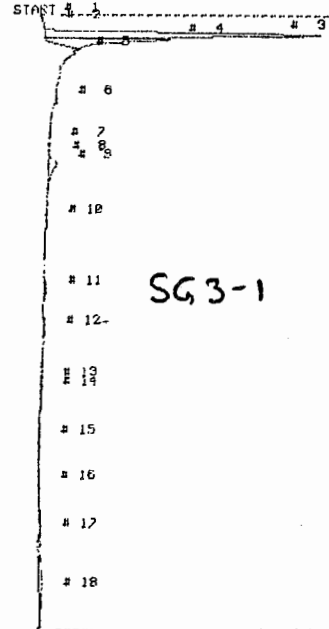
SG2-1

STOP # 502.0
 SAMPLE LIBRARY 1 SEP 21 95 12:1
 ANALYSIS # 30 SG2-1
 INTERNAL TEMP 34 1.0 ML
 GAIN 10 SYR M

COMPOUND NAME	PEAK	R.T.	AREA/PPM
UNKNOWN	2	16.6	1.3 US W
UNKNOWN	3	21.3	245.9 μS
UNKNOWN	6	124.7	259.2 μS
UNKNOWN	12	261.6	393.3 μS
UNKNOWN	15	481.5	105.2 μS

Gain 20 eqw. = 4.4
 2.2 vs
 1.2 vs

PHOTOVAC




SG3-1

STOP # 500.0
 SAMPLE LIBRARY 1 SEP 21 95 12:16
 ANALYSIS # 32 SG3-1
 INTERNAL TEMP 34 1.0 ML
 GAIN 10 SYR L

COMPOUND NAME	PEAK	R.T.	AREA/PPM
UNKNOWN	3	16.6	3.5 US W
UNKNOWN	4	20.4	1.4 US W
UNKNOWN	9	122.5	197.7 μS
UNKNOWN	17	422.8	33.6 μS
UNKNOWN	18	478.8	313.3 μS

Gain 20 eqw. = 11 vs
 5.5 vs
 0.8 vs


PHOTOVAC



STOP # 266.9
 SAMPLE LIBRARY 1 SEP 21 95 11:53
 ANALYSIS # 29 ~~SG2-3~~ SYR BLK
 INTERNAL TEMP 34 1.0 ML
 GAIN 10 SYR I

COMPOUND NAME	PEAK	R.T.	AREA/PPM
UNKNOWN	3	16.2	46.1 μS
UNKNOWN	11	263.8	22.2 μS

PHOTOVAC



STOP # 281.1
 SAMPLE LIBRARY 1 SEP 21 95 12:8
 ANALYSIS # 31 SYR BLK
 INTERNAL TEMP 35 1.0 ML
 GAIN 10 SYR M

COMPOUND NAME	PEAK	R.T.	AREA/PPM
UNKNOWN	3	16.2	46.1 μS
UNKNOWN	11	263.8	22.2 μS


CLIENT _____

JOB NO. _____ SHEET 9 OF 17

SUBJECT _____

BY KIS / pfm DATE 9-21-95

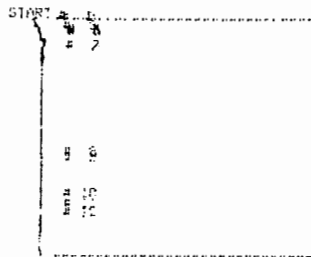
PHOTOVAC



STOP # 327.3
 SAMPLE LIBRARY 1 SEP 21 95 12:20
 ANALYSIS # 35 SYR BLK
 INTERNAL TEMP 34 1.0 ML
 GAIN 10 SYR L

COMPOUND NAME PEAK R.T. AREA/PPM
 UNKNOWN 1 6.6 48.7 mUS


PHOTOVAC



STOP # 192.4
 SAMPLE LIBRARY 1 SEP 21 95 12:35
 ANALYSIS # 35 SYR BLK
 INTERNAL TEMP 36 1.0 ML
 GAIN 10 SYR E

COMPOUND NAME PEAK R.T. AREA/PPM
 UNKNOWN 1 6.6 48.7 mUS


PHOTOVAC



STOP # 273.5
 SAMPLE LIBRARY 1 SEP 21 95 12:49
 ANALYSIS # 37 Syr Blk
 INTERNAL TEMP 35 1.0 ML
 GAIN 10 SYR H

COMPOUND NAME PEAK R.T. AREA/PPM
 UNKNOWN 3 62.7 34.5 mUS

PHOTOVAC

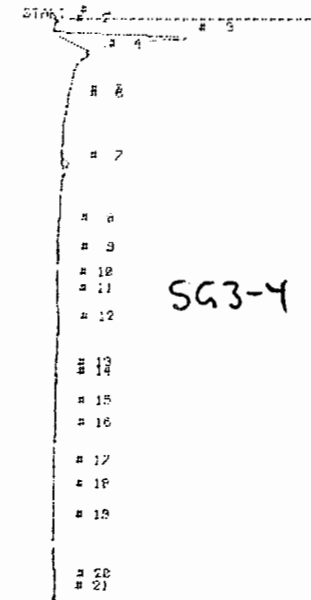


SG3-3

STOP # 500.0
 SAMPLE LIBRARY 1 SEP 21 95 12:31
 ANALYSIS # 34 503-3
 INTERNAL TEMP 34 1.0 ML
 GAIN 10 SYR E

COMPOUND NAME PEAK R.T. AREA/PPM
 UNKNOWN 3 16.3 483.2 mUS
 UNKNOWN 4 31.1 41.7 mUS
 UNKNOWN 7 125.2 128.7 mUS
 UNKNOWN 9 254.8 474.9 mUS
 UNKNOWN 14 376.1 151.9 mUS
 UNKNOWN 15 393.6 146.5 mUS
 UNKNOWN 16 448.4 23.0 mUS

PHOTOVAC




SG3-4

STOP # 500.0
 SAMPLE LIBRARY 1 SEP 21 95 12:43
 ANALYSIS # 36 503-4
 INTERNAL TEMP 34 1.0 ML
 GAIN 10 SYR H

COMPOUND NAME PEAK R.T. AREA/PPM
 UNKNOWN 3 16.5 2.7 mUS
 UNKNOWN 7 120.0 135.4 mUS
 UNKNOWN 9 196.5 25.0 mUS
 UNKNOWN 12 252.8 22.6 mUS

PHOTOVAC



STOP # 423.9
 SAMPLE LIBRARY 1 SEP 21 95 12:57
 ANALYSIS # 38 SYR BLK
 INTERNAL TEMP 34 0.50 ML
 GAIN 10 SYR N

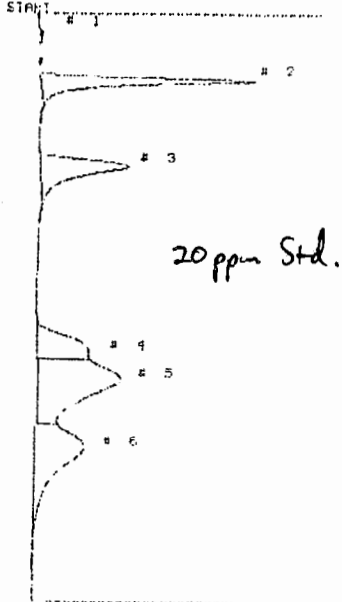
COMPOUND NAME PEAK R.T. AREA/PPM
 UNKNOWN 4 31.0 48.6 mUS
 UNKNOWN 9 33.3 22.2 mUS
 UNKNOWN 17 156.8 26.2 mUS
 UNKNOWN 19 168.8 25.3 mUS
 UNKNOWN 20 186.5 153.6 mUS
 UNKNOWN 21 132.1 113.2 mUS
 UNKNOWN 23 226.5 62.0 mUS
 UNKNOWN 24 255.8 107.8 mUS
 UNKNOWN 25 272.8 231.8 mUS
 UNKNOWN 26 301.7 206.4 mUS
 UNKNOWN 27 308.9 100.0 mUS
 UNKNOWN 29 374.0 88.4 mUS

Gain 20 equiv = 345 1.5 vS

Gain 20 equiv = 5.6 vS
2.8 vS
= 0.0 vS

CLIENT _____ JOB NO. _____ SHEET 10 OF 17
 SUBJECT _____ BY KCS/PPM DATE 9-21-95

PHOTOVAC

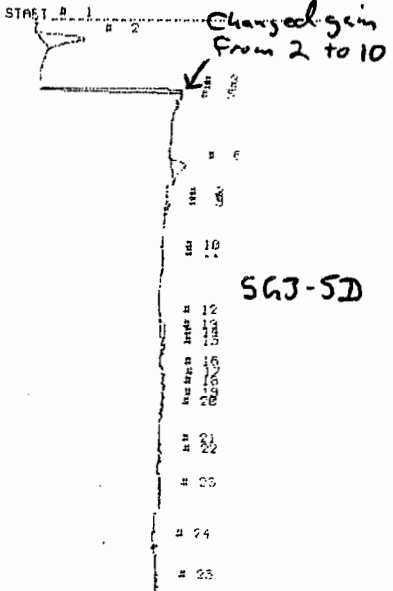


20ppm Std.

STOP # 422.1
 SAMPLE LIBRARY 1 SEP 21 95 10:5
 ANALYSIS # 39 20 PPM STD
 INTERNAL TEMP 94 2.50 ML
 GAIN 2 SYN N
 of 20ppm Std

CONTIGUOUS NAME	PEAK	R.T.	AREA	PPM
UNKNOWN	2	22.1	4.6	0.5
UNKNOWN	3	120.3	6.4	0.5
UNKNOWN	4	277.0	3.2	0.5
UNKNOWN	5	301.1	0.6	0.5
UNKNOWN	6	358.1	6.1	0.5

PHOTOVAC




SG3-SD

STOP # 502.4
 SAMPLE LIBRARY 1 SEP 21 95 10:17
 ANALYSIS # 40 SG3-SD
 INTERNAL TEMP 94 1.0 ML
 GAIN 10 SYN J

CONTIGUOUS NAME	PEAK	R.T.	AREA	PPM
UNKNOWN	7	16.4	371.5	4.8601
UNKNOWN	8	59.2	424.1	4.8601
UNKNOWN	10	120.3	459.1	4.8601
UNKNOWN	15	270.3	43.9	4.8601
UNKNOWN	22	288.1	65.3	4.8601
UNKNOWN	23	306.2	40.6	4.8601
UNKNOWN	24	426.8	42.5	4.8601
UNKNOWN	25	480.4	227.1	4.8601

Gain 20 eq. = 12.6 us
 = 2.0 us

PHOTOVAC



Variance in carrier gas flow

STOP # 411.4
 SAMPLE LIBRARY 1 SEP 21 95 10:21
 ANALYSIS # 41 SYN BLK
 INTERNAL TEMP 94 1.0 ML
 GAIN 10 SYN J

CONTIGUOUS NAME	PEAK	R.T.	AREA	PPM
UNKNOWN	1	3.8	52.4	4.8601
UNKNOWN	2	6.4	26.3	4.8601
UNKNOWN	10	118.3	23.7	4.8601
UNKNOWN	11	138.4	42.3	4.8601
UNKNOWN	15	191.7	122.7	4.8601
UNKNOWN	20	220.7	166.3	4.8601
UNKNOWN	21	228.0	50.8	4.8601
UNKNOWN	22	244.3	145.8	4.8601
UNKNOWN	23	271.3	112.1	4.8601
UNKNOWN	24	280.8	35.5	4.8601
UNKNOWN	25	282.3	20.5	4.8601
UNKNOWN	26	330.1	89.1	4.8601

CLIENT _____

JOB NO. _____

SHEET 11 OF 17

SUBJECT _____

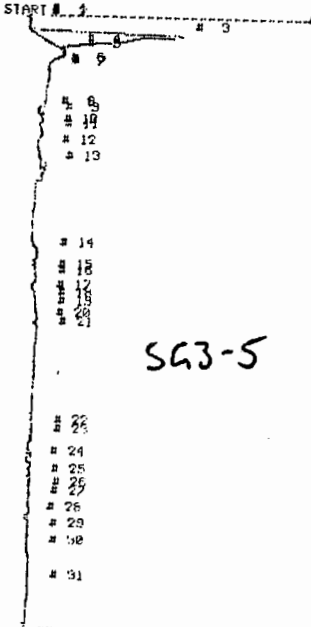
BY KKS/PPN

DATE 9-21-95


PHOTOVAC

PHOTOVAC

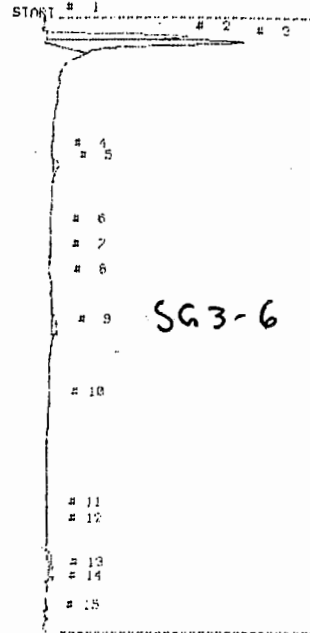
PHOTOVAC



SG3-5



SG3-6



STOP # 300.0
 SAMPLE LIBRARY 1 SEP 21 95 13:32
 ANALYSIS # 42 SYR BLK
 INTERNAL TEMP 34 1.0 ML
 GAIN 10 SYR F

STOP # 396.5
 SAMPLE LIBRARY 1 SEP 21 95 13:39
 ANALYSIS # 42 SYR BLK
 INTERNAL TEMP 34 1.0 ML
 GAIN 10 SYR F

STOP # 592.4
 SAMPLE LIBRARY 1 SEP 21 95 13:46
 ANALYSIS # 43 SYR BLK
 INTERNAL TEMP 34 1.0 ML
 GAIN 10 SYR F

COMPOUND NAME	PEAK	R.T.	AREA/PPM
UNKNOWN	3	16.3	3.8 μS
UNKNOWN	3	89.9	22.8 μS
UNKNOWN	19	124.1	128.4 μS
UNKNOWN	28	259.3	26.4 μS
UNKNOWN	29	345.5	26.4 μS
UNKNOWN	25	378.2	22.9 μS
UNKNOWN	20	422.8	21.2 μS
UNKNOWN	31	465.2	48.1 μS

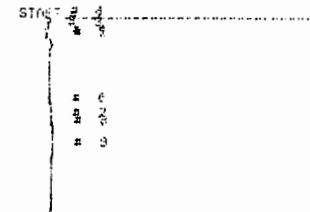
COMPOUND NAME	PEAK	R.T.	AREA/PPM
UNKNOWN	2	19.3	58.4 μS
UNKNOWN	18	222.2	48.2 μS
UNKNOWN	11	259.3	172.2 μS
UNKNOWN	12	306.5	59.7 μS

COMPOUND NAME	PEAK	R.T.	AREA/PPM
UNKNOWN	2	18.4	1.9 μS
UNKNOWN	3	28.6	3.4 μS
UNKNOWN	5	121.4	187.6 μS
UNKNOWN	6	213.2	22.3 μS
UNKNOWN	8	254.3	27.4 μS
UNKNOWN	18	313.2	31.4 μS
UNKNOWN	10	452.4	21.2 μS
UNKNOWN	14	462.8	24.2 μS

3.3 vs
 Gain 20 equiv. = 6.6 vs
 = 0.2 vs

Gain 20 equiv. = 5.9 vs
 = 11.8 vs
 = 0.8 vs

PHOTOVAC



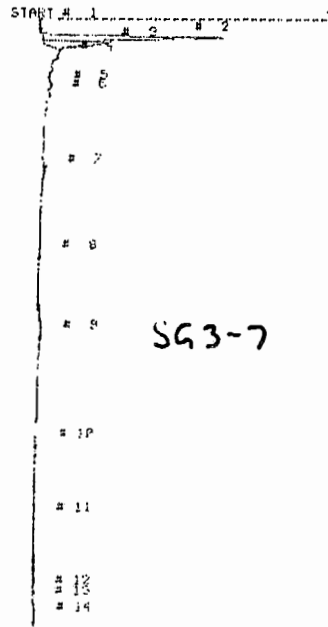
STOP # 172.3
 SAMPLE LIBRARY 1 SEP 21 95 13:51
 ANALYSIS # 45 SYR BLK
 INTERNAL TEMP 37 1.0 ML
 GAIN 10 SYR F

COMPOUND NAME PEAK R.T. AREA/PPM

CLIENT _____ JOB NO. _____ SHEET 12 OF 17
 SUBJECT _____ BY KES/PPH DATE 9-21-95

CKN _____ REVISION _____

PHOTOVAC

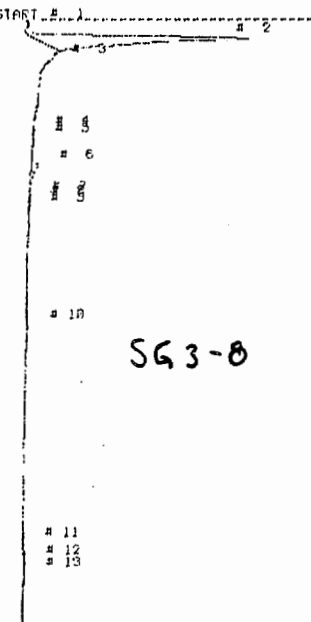


STOP # 500.0
 SAMPLE LIBRARY 1 SEP 21 95 14.0
 ANALYSIS # 46 S05-2
 INTERNAL TEMP 34 0.5 ML
 GAIN 10 SYR B

COMPOUND NAME	PEAK	R.T.	AREA/PPM
UNKNOWN	2	16.0	1.8 US W
UNKNOWN	3	20.4	756.3 AUS W
UNKNOWN	5	55.1	20.3 AUS
UNKNOWN	7	125.2	81.2 AUS W
UNKNOWN	8	232.8	45.8 AUS

2.7 vs
 1ml equivalent = 5.4 vs
 Gain 20 equiv. = 10.8 vs
 = 0.2 vs

PHOTOVAC

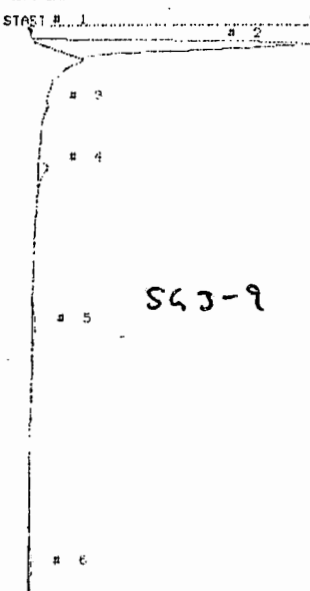


STOP # 520.0
 SAMPLE LIBRARY 1 SEP 21 95 14.15
 ANALYSIS # 48 S03-8
 INTERNAL TEMP 35 1.0 ML
 GAIN 10 SYR K

COMPOUND NAME	PEAK	R.T.	AREA/PPM
UNKNOWN	2	16.3	4.0 US W
UNKNOWN	6	119.1	101.1 AUS

4.2 vs
 Gain 20 equiv. = 8.4 vs
 = 0.0 vs

PHOTOVAC




STOP # 500.0
 SAMPLE LIBRARY 1 SEP 21 95 14.28
 ANALYSIS # 51 S03-9
 INTERNAL TEMP 35 1.0 ML
 GAIN 10 SYR K

COMPOUND NAME	PEAK	R.T.	AREA/PPM
UNKNOWN	2	16.5	6.2 US W
UNKNOWN	4	115.3	262.2 AUS
UNKNOWN	5	247.3	122.4 AUS
UNKNOWN	6	449.0	159.1 AUS

7.3 vs
 Gain 20 equiv. = 14.6 vs
 = 0.6 vs

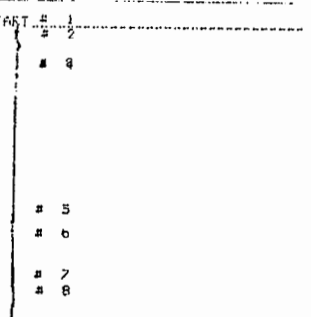
PHOTOVAC



STOP # 195.6
 SAMPLE LIBRARY 1 SEP 21 95 14.15
 ANALYSIS # 47 SYR BLK
 INTERNAL TEMP 36 0.5 ML
 GAIN 10 SYR B

COMPOUND NAME	PEAK	R.T.	AREA/PPM
---------------	------	------	----------

PHOTOVAC



STOP # 242.8
 SAMPLE LIBRARY 1 SEP 21 95 14:28
 ANALYSIS # 49 SYR BLK
 INTERNAL TEMP 36 1.0 ML
 GAIN 10 SYR K

COMPOUND NAME	PEAK	R.T.	AREA/PPM
---------------	------	------	----------

CLIENT _____

JOB NO. _____ SHEET 13 OF 17


SUBJECT _____

BY KKS/PPM DATE 9-12-95

PHOTOVAC

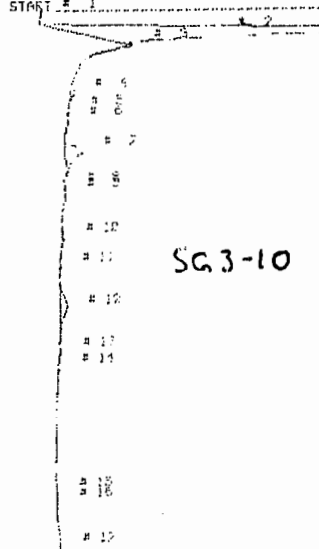
PHOTOVAC

PHOTOVAC



STCF # 425.7
 SAMPLE LIBRARY 1 SEP 21 95 14:36
 ANALYSIS # 51 SYR BLK
 INTERNAL TEMP 95 1.0ML
 GAIN 10 CYN K

COMPOUND NAME	PEAK	R.T.	AREA/PPM
UNKNOWN	4	267.9	271.8
UNKNOWN	5	296.3	101.8
UNKNOWN	7	327.5	188.4




STCF # 407.3
 SAMPLE LIBRARY 1 SEP 21 95 14:45
 ANALYSIS # 51 SYR BLK
 INTERNAL TEMP 95 1.0ML
 GAIN 10 CYN K

COMPOUND NAME	PEAK	R.T.	AREA/PPM
UNKNOWN	5	12.7	0.2
UNKNOWN	6	20.5	175.8
UNKNOWN	7	69.1	48.7
UNKNOWN	7	114.7	807.9
UNKNOWN	12	184.7	32.9
UNKNOWN	12	245.8	103.7

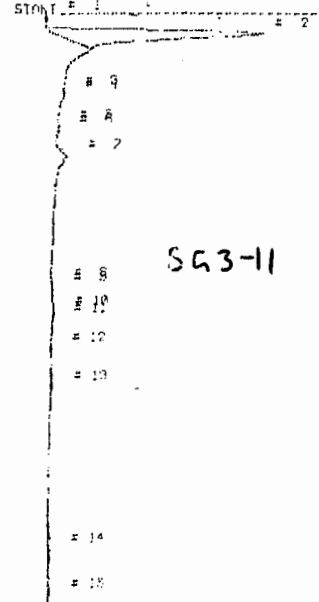
10.6 vS
 Gain 20 equiv = 21.2 vS
 = 1.6 vS

PHOTOVAC



STCF # 250.2
 SAMPLE LIBRARY 1 SEP 21 95 14:49
 ANALYSIS # 50 SYR BLK
 INTERNAL TEMP 95 1.0ML
 GAIN 10 SYR J

COMPOUND NAME	PEAK	R.T.	AREA/PPM
---------------	------	------	----------



STCF # 320.0
 SAMPLE LIBRARY 1 SEP 21 95 14:53
 ANALYSIS # 54 SYR BLK
 INTERNAL TEMP 95 1.0ML
 GAIN 10 SYR E

COMPOUND NAME	PEAK	R.T.	AREA/PPM
UNKNOWN	2	10.6	5.0
UNKNOWN	7	114.7	53.9
UNKNOWN	10	302.8	22.0
UNKNOWN	14	434.8	150.7
UNKNOWN	15	611.6	141.7

5.3 vS
 Gain 20 equiv = 10.6 vS
 = 0.4 vS

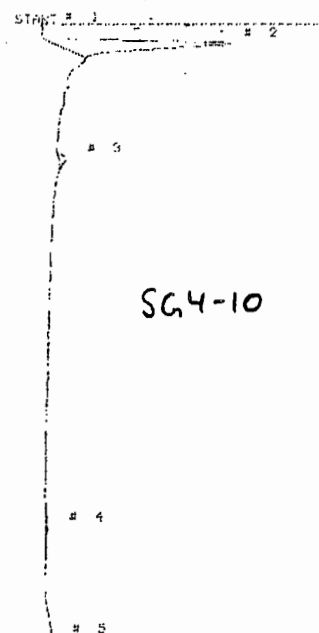
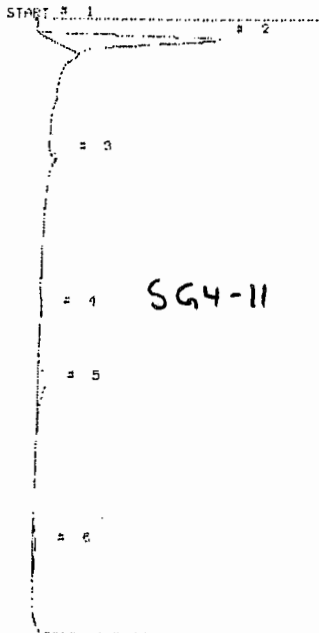

CLIENT _____
SUBJECT _____

JOB NO. _____ SHEET 14 OF 17
BY KUS/PM DATE 9-21-95

PHOTOVAC

PHOTOVAC

PHOTOVAC



COMPOUND NAME	PEAK	R.T.	AREA/PPM
UNKNOWN	2	16.4	1.2
UNKNOWN	3	112.9	304.9
UNKNOWN	5	238.8	394.9
UNKNOWN	6	450.8	160.0

COMPOUND NAME	PEAK	R.T.	AREA/PPM
UNKNOWN	2	16.4	1.2
UNKNOWN	3	112.9	304.9
UNKNOWN	5	238.8	394.9
UNKNOWN	6	450.8	160.0



COMPOUND NAME	PEAK	R.T.	AREA/PPM
UNKNOWN	2	16.5	4.0
UNKNOWN	3	182.7	191.3
UNKNOWN	4	482.6	154.0

Gain 20 equiv = 10.0%
= 1.60%
5.0%
4.2

4.3%
Gain 20 equiv = 8.6%
= 0.2%
4.2

PHOTOVAC


PHOTOVAC



COMPOUND NAME	PEAK	R.T.	AREA/PPM
UNKNOWN	2	16.4	1.2
UNKNOWN	3	112.9	304.9
UNKNOWN	5	238.8	394.9
UNKNOWN	6	450.8	160.0

COMPOUND NAME	PEAK	R.T.	AREA/PPM
UNKNOWN	2	16.4	1.2
UNKNOWN	3	112.9	304.9
UNKNOWN	5	238.8	394.9
UNKNOWN	6	450.8	160.0


CLIENT _____ JOB NO. _____ SHEET 15 OF 17
 SUBJECT _____ BY KKS/PPH DATE 9-22-85
 CKD. _____ REVISION _____



STOP # 504.0
 SAMPLE LIBRARY 1 SEP 21 95 12:13
 ANALYSIS # 62 SG4-3
 INTERNAL TEMP 36 1.0%
 GAIN 10 SYR F

COMPOUND NAME	PEAK	R.T.	AREA/PPM
UNKNOWN	2	18.8	4.8 US W
UNKNOWN	3	37.3	22.1 US W
UNKNOWN	4	108.9	31.8 US W
UNKNOWN	7	265.2	443.5 US W
UNKNOWN	8	408.6	26.1 US W
UNKNOWN	9	412.1	61.6 US W
UNKNOWN	11	488.2	115.8 US W

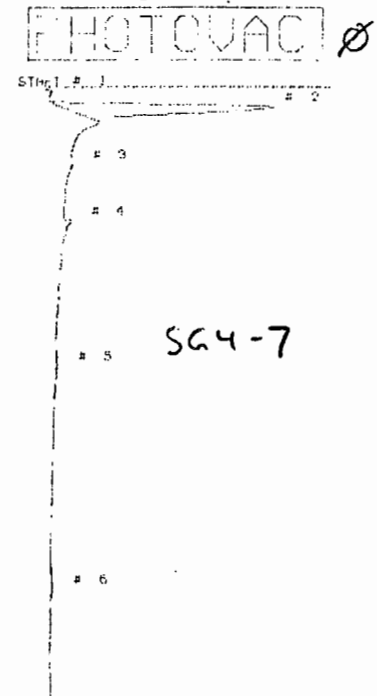
4.8 us
 Gain 20 equiv = 9.6 us
 = 1.4 us



STOP # 504.0
 SAMPLE LIBRARY 1 SEP 21 95 12:22
 ANALYSIS # 61 SG4-8
 INTERNAL TEMP 36 1.0%
 GAIN 10 SYR F

COMPOUND NAME	PEAK	R.T.	AREA/PPM
UNKNOWN	2	18.8	5.1 US W
UNKNOWN	4	102.3	52.4 US W
UNKNOWN	5	182.1	52.8 US W
UNKNOWN	7	483.2	23.8 US W

5.7 us
 Gain 20 equivalent = 11.4 us
 = 0.2 us



STOP # 507.0
 SAMPLE LIBRARY 1 SEP 21 95 12:30
 ANALYSIS # 62 SG4-2
 INTERNAL TEMP 36 1.0%
 GAIN 10 SYR K

COMPOUND NAME	PEAK	R.T.	AREA/PPM
UNKNOWN	2	18.8	5.1 US W
UNKNOWN	4	102.3	52.4 US W
UNKNOWN	5	221.2	47.1 US W
UNKNOWN	6	183.7	22.4 US W

5.3 us
 Gain 20 equiv. = 10.6 us
 = 0.2 us

CLIENT _____ JOB NO. _____ SHEET 16 OF 17
 SUBJECT _____ BY KKS/PPM DATE 9-21-85

PHOTOVAC

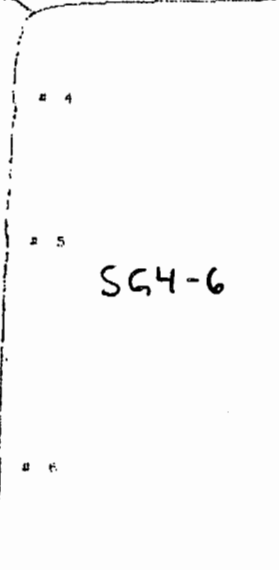
PHOTOVAC

PHOTOVAC


START # 1 2 3

START # 1 2 3

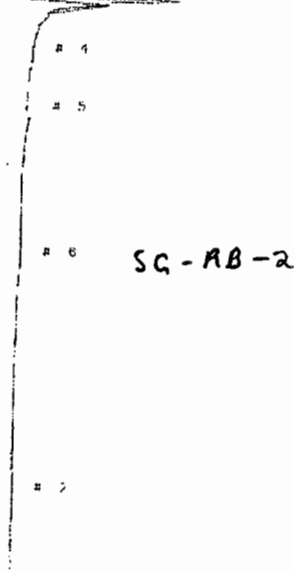
START # 1 2 3



SG4-6



SG4-5



SG-AB-2

STOP # 500.0
 SAMPLE LIBRARY 1 SEP 21 85 17:39
 ANALYSIS # 63 SG4-6
 INTERNAL TEMP 36 1.0°C
 GAIN 10 5X 7

STOP # 474.7
 SAMPLE LIBRARY 1 SEP 21 85 17:48
 ANALYSIS # 64 SG4-5
 INTERNAL TEMP 35 1.0°C
 GAIN 10 5X 8

STOP # 489.9
 SAMPLE LIBRARY 1 SEP 21 85 17:49
 ANALYSIS # 65 SG-AB-2
 INTERNAL TEMP 36 2.5°C
 GAIN 10 5X 8

COMPONENT NAME PEAK R.T. AREA/PM

COMPONENT NAME	PEAK	R.T.	AREA/PM
UNKNOWN	2	16.6	262.2 μS W
UNKNOWN	3	28.0	5.6 μS W
UNKNOWN	4	111.5	23.6 μS W
UNKNOWN	5	227.7	26.2 μS

6.6 vs
 Gain 20 equiv. = 13.2
 = 0.045

COMPONENT NAME PEAK R.T. AREA/PM

COMPONENT NAME	PEAK	R.T.	AREA/PM
UNKNOWN	5	16.8	2.8 μS W
UNKNOWN	6	23.1	1.1 μS W
UNKNOWN	7	111.5	23.6 μS
UNKNOWN	8	223.9	25.2 μS

3.8 vs
 Gain 20 equ. = 7.6
 = 0.2 vs

COMPONENT NAME PEAK R.T. AREA/PM

COMPONENT NAME	PEAK	R.T.	AREA/PM
UNKNOWN	4	16.6	262.2 μS W
UNKNOWN	5	111.5	23.6 μS W

1.0 vs
 1ml equivalent
 = 2.0 vs
 Gain 20 equiv. = 4.0 vs
 = 0.045

CLIENT _____

JOB NO. _____

SHEET 17 OF 17

SUBJECT _____


BY KKS/PPM

DATE 9-21-95

CKD. _____

REVISION _____

PHOTOVAC



STAIN # 2
 SAMPLE # 12345
 ANALYST # 66
 INTERNAL TEMP 300
 GAIN 10


— 20 ppm Std
 — SYR N

COMPONENT NAME	PEAK	R.T.	AREA/HT
UNKNOWN	1	10.4	120.4
UNKNOWN	2	20.7	20.2
UNKNOWN	3	112.4	20.7
UNKNOWN	4	21.5	40.1
UNKNOWN	5	25.1	10.3
UNKNOWN	6	25.1	15.4

• will lower flow
 to ~1 ml/min to
 get better separation

EOD


PPM



CLIENT ACOE
 SUBJECT SEAD 25 - Soil Gas Survey

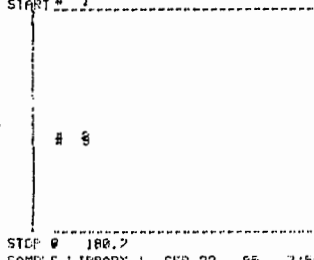
JOB NO. _____ SHEET 1 OF 9
 BY KKS DATE 9-22-85
 OKD. _____ REVISION _____

PHOTOVAC




STOP # 180.3
 SAMPLE LIBRARY 1 SEP 21 85 18144
 ANALYSIS # 1 SYR BLK
 INTERNAL TEMP 25 1.0 ML
 GAIN 2 SYR J
 COMPOUND NAME PEAK R.T. AREA/PPM

PHOTOVAC




STOP # 180.7
 SAMPLE LIBRARY 1 SEP 22 85 7:55
 ANALYSIS # 4 SYR BLK
 INTERNAL TEMP 28 1.0 ML
 GAIN 10 SYR H
 COMPOUND NAME PEAK R.T. AREA/PPM

PHOTOVAC




STOP # 502.3
 SAMPLE LIBRARY 1 SEP 22 85 9:10
 ANALYSIS # 6 SYR BLK
 INTERNAL TEMP 27 1.0 ML
 GAIN 10 SYR K
 COMPOUND NAME PEAK R.T. AREA/PPM

PHOTOVAC



STOP # 258.9
 SAMPLE LIBRARY 1 SEP 22 85 7:51
 ANALYSIS # 3 SYR BLK
 INTERNAL TEMP 26 1.0 ML
 GAIN 10 SYR F
 COMPOUND NAME PEAK R.T. AREA/PPM

PHOTOVAC



STOP # 485.4
 SAMPLE LIBRARY 1 SEP 22 85 6:3
 ANALYSIS # 5 SYR BLK
 INTERNAL TEMP 27 1.0 ML
 GAIN 10 SYR H
 COMPOUND NAME PEAK R.T. AREA/PPM

PHOTOVAC

SEP 22 85 9:18
 FIELD: 30
 POWER: 35
 SAMPLE 8.0 10.0
 CAL 0.0 0.0
 EVENT 3 10.0 120.0
 EVENT 4 0.0 0.0
 EVENT 5 10.0 120.0
 EVENT 6 0.0 0.0
 EVENT 7 0.0 0.0
 EVENT 8 0.0 0.0

Oven Temp @ 30°C
 Flow @ 7 cm/sec
 Increased flow to 10 cm/sec

CLIENT _____
 SUBJECT _____

JOB NO. _____ SHEET 2 OF 9
 BY KKS DATE 9-22-95

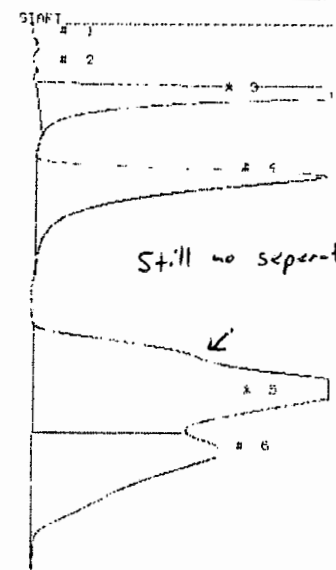


REVISION _____

PHOTOVAC

PHOTOVAC

Increase flow to 10

PHOTOVAC



STOF # 502.0
 SAMPLE LIBRARY 1 REF 22 35 0:28
 ANALYSIS # 7 SYN-VESSEL BLK
 INTERNAL TEMP 28 1.0 ML
 GAIN 10 5YR 0

OFFSET 0.0 mV
 CHART SPEED 1 cm/min
 SLOPE SENS. 4 10 4 mV/Sec
 WINDOW +/- 1 Percent
 MINIMUM AREA 20 mVSec
 TIMER DELAY 10.0 Sec
 ANALYSIS TIME 500.0 Sec
 CYCLE TIME 0 min

COMPOUND NAME	PEAK	R.T.	AREA/PPM
UNKNOWN	4	134.6	21.0 US
UNKNOWN	6	376.1	30.5 US

STOF # 630.0
 SAMPLE LIBRARY 1 REF 22 35 0:30
 ANALYSIS # 8 20 PPM STD
 INTERNAL TEMP 25 1.0 ML
 GAIN 5 5YR N

Flow - 7
 OFFSET 0.0 mV
 CHART SPEED 1 cm/min
 SLOPE SENS. 4 10 4 mV/Sec
 WINDOW +/- 1 Percent
 MINIMUM AREA 20 mVSec
 TIMER DELAY 10.0 Sec
 ANALYSIS TIME 600.0 Sec
 CYCLE TIME 0 min

COMPOUND NAME	PEAK	R.T.	AREA/PPM
UNKNOWN	4	72.1	91.1 US
UNKNOWN	5	153.2	27.7 US
UNKNOWN	6	376.2	56.3 US
UNKNOWN	7	430.0	23.2 US

STOF # 446.5
 SAMPLE LIBRARY 1 REF 22 30 9:4
 ANALYSIS # 9 20 PPM STD
 INTERNAL TEMP 30 1.0 ML
 GAIN 5 5YR N

COMPOUND NAME	PEAK	R.T.	AREA/PPM
UNKNOWN	3	56.8	22.1 US
UNKNOWN	4	125.2	21.7 US
UNKNOWN	5	200.0	55.8 US
UNKNOWN	6	376.7	29.8 US

20 ppm Std (Vol)

20 ppm

CLIENT _____
SUBJECT _____

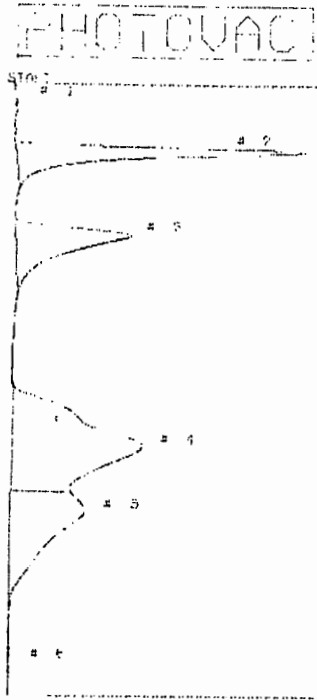
JOB NO. _____ SHEET 3 OF 9

BY KCS DATE 9-22-95

CKD. _____ REVISION _____

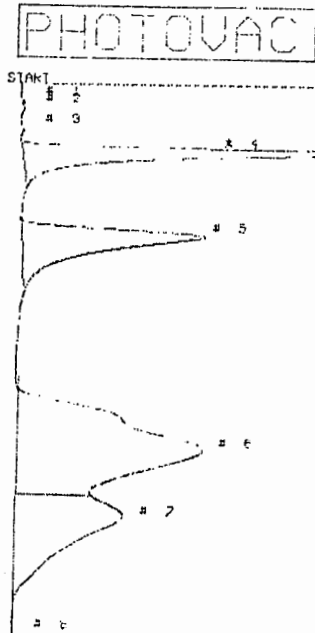
Changed Gain to 2

Gain 5
Decreased Inj. Vol
to .5 ml



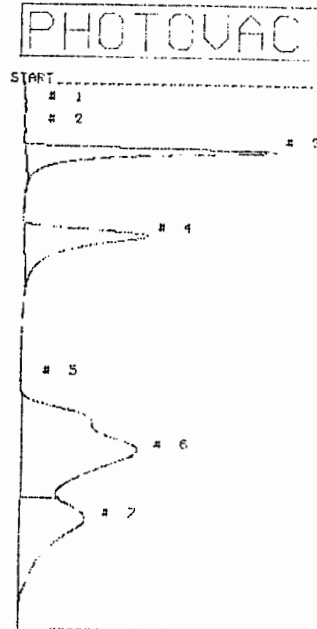
STOP # 502.0
SAMPLE LIBRARY 1 SEP 22 95 9:19
ANALYSIS # 12 20 PPM STD
INTERNAL TEMP 91 1.8 ML
GAIN 2 5X N

CONC	NAME	FLOW	R.T.	AREA	PPM
UNKNOWN		2	18.4	0.6	US
UNKNOWN		3	121.2	6.1	US
UNKNOWN		4	233.2	21.7	US
UNKNOWN		5	352.2	11.4	US



STOP # 455.6
SAMPLE LIBRARY 1 SEP 22 95 9:22
ANALYSIS # 11 20 PPM STD
INTERNAL TEMP 92 0.5 ML
GAIN 5 5X N

CONC	NAME	PEAK	R.T.	AREA	PPM
UNKNOWN		4	31.7	12.3	US
UNKNOWN		5	125.5	11.7	US
UNKNOWN		6	302.8	31.8	US
UNKNOWN		7	356.3	16.3	US



STOP # 445.1
SAMPLE LIBRARY 1 SEP 22 95 9:31
ANALYSIS # 12 20 PPM STD
INTERNAL TEMP 91 0.25 ML
GAIN 5 5X N

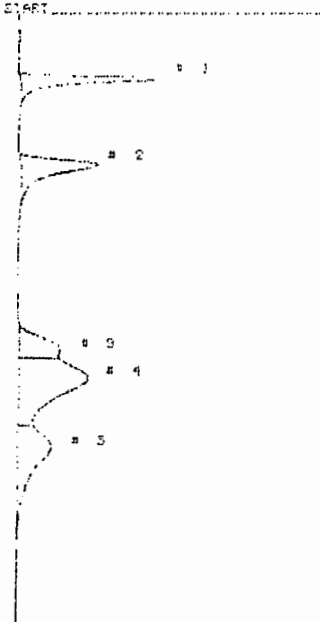
CONC	NAME	PEAK	R.T.	AREA	PPM
UNKNOWN		3	24.6	6.4	US
UNKNOWN		4	125.5	6.6	US
UNKNOWN		6	302.9	19.8	US
UNKNOWN		7	359.3	6.7	US

10 ppm Std (Vol)

5 ppm Std (Vol)

CLIENT _____ JOB NO. _____ SHEET 4 OF 9¹⁰
 SUBJECT _____ BY RCJ DATE 8-22-95


PHOTOVAC



STOP # 580.0
 SAMPLE LIBRARY 1 SEP 22 95
 ANALYSIS # 10 SYR BLK
 INTERNAL TEMP 34 1.0 ML
 GAIN 10 SYR G

COMPOUND NAME	PEAK	R.T.	AREA/PPM
UNKNOWN	1	54.3	2.9 μS
UNKNOWN	2	125.9	3.1 μS
UNKNOWN	3	222.3	2.1 μS
UNKNOWN	4	233.3	2.6 μS
UNKNOWN	5	326.3	4.0 μS

PHOTOVAC

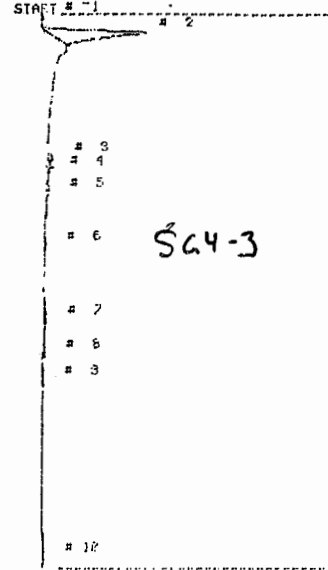


STOP # 462.6
 SAMPLE LIBRARY 1 SEP 22 95 9:58
 ANALYSIS # 14 SYR G
 INTERNAL TEMP 33 1.0 ML
 GAIN 10 SYR G

COMPOUND NAME	PEAK	R.T.	AREA/PPM
UNKNOWN	2	16.0	1.3 μS
UNKNOWN	4	125.9	32.3 μS
UNKNOWN	6	256.6	31.9 μS

Gain 20 equiv = 2.8 vs
 = 0.2 vs

PHOTOVAC



STOP # 159.0
 SAMPLE LIBRARY 1 SEP 22 95 10:14
 ANALYSIS # 17 SYR G
 INTERNAL TEMP 32 1.0 ML
 GAIN 17 SYR E

COMPOUND NAME	PEAK	R.T.	AREA/PPM
UNKNOWN	2	16.0	1.6 μS
UNKNOWN	3	118.1	69.9 μS
UNKNOWN	5	146.2	32.1 μS
UNKNOWN	7	243.9	35.1 μS
UNKNOWN	12	442.6	36.6 μS

Gain 20 equiv = 4.0 vs
 = 0.2 vs

2 ppm Std (Vol)


PHOTOVAC



STOP # 198.0
 SAMPLE LIBRARY 1 SEP 22 95 10:2
 ANALYSIS # 15 SYR BLK
 INTERNAL TEMP 34 1.0 ML
 GAIN 10 SYR G

COMPOUND NAME	PEAK	R.T.	AREA/PPM
UNKNOWN	5	198.0	1.0 μS

PHOTOVAC



STOP # 163.6
 SAMPLE LIBRARY 1 SEP 22 95 10:16
 ANALYSIS # 18 SYR BLK
 INTERNAL TEMP 35 1.0 ML
 GAIN 10 SYR E

COMPOUND NAME	PEAK	R.T.	AREA/PPM
UNKNOWN	5	163.6	1.0 μS

SOIL GAS CALIBRATION DATA FOR MIXED BTEX STANDARDS

ENGINEERING-SCIENCE	CLIENT: ACOE	DATE: 9/22/95 (A)
PROJECT: Remedial Investigation	Operator: KS/PPM	
LOCATION: SPAD-25		

Instrument Specs:

Type of GC: **Phorbac**

Column Type: **CP5H-5**

Chart Speed: **1 cm/min**

Gain: **5**

Sensitivity: **5/10**

Gas Flow Rate: **10**

Tank Pressure: **1600 PSF**

Standard: 20 PPM	Tedlar or <u>Glass Bulb</u>	Comments: no separation on ethylbenzene
Concentration: 20 PPM		
Inj. volume: 1.0 ml		
Analysis #: 9		
Time: 9:04		

Analyte:	Actual Std. Conc.(ppmV)	x	Injection Vol.(ml)	=	Normalized Conc.(ppmV)	Area (vs)	Retention Time (sec.)	Response Factor	Delta RF
Benzene	20.6		1 ml		20.6	27.1	56.6	0.76	
Toluene	20.00		1 ml		20.00	21.7	126.2	0.92	
Ethylbenzene	20.16		1 ml		20.16	-	-	-	-
O-Xylenes	20.12		1 ml		20.12	65.8	299.0	0.31	
M-Xylenes	20.12		1 ml		20.12	65.8	299.0	0.31	
P-Xylenes	20.04		1 ml		20.04	29.6	352.7	0.68	

Notes: RF = Conc. + Area (vs) ; Actual Std. Conc. is to be obtained from analysis of gas standard ; Conc. normalized to 1 ml injection.

Standard: 20 ppm	Tedlar or <u>Glass Bulb</u>	Comments: no separation on ethylbenzene
Concentration: 20 PPM		
Inj. volume: 0.5 ml		
Analysis #: 11		
Time: 0922		

Analyte:	Actual Std. Conc.(ppmV)	x	Injection Vol.(ml)	=	Normalized Conc.(ppmV)	Area (vs)	Retention Time (sec.)	Response Factor	Delta RF
Benzene	20.6		0.5 ml		10.3	27.1 12.9	54.7	0.80	
Toluene	20.00				10.0	21.7 11.7	125.3	0.85	
Ethylbenzene	20.16				10.08	-	-	-	-
O-Xylenes	20.12				10.06	31.8	300.5	0.33	
M-Xylenes	20.12				10.06	31.8	300.5	0.33	
P-Xylenes	20.04				10.02	29.6 16.1	356.3	0.62	

Notes: RF = Conc. + Area (vs) ; Actual Std. Conc. is to be obtained from analysis of gas standard ; Conc. normalized to 1 ml injection.


Standard: 20 ppm	Tedlar or <u>Glass Bulb</u>	Comments: no separation on ethylbenzene
Concentration: 20 PPM		
Inj. volume: 0.25 ml		
Analysis #: 12		
Time: 0931		

Analyte:	Actual Std. Conc.(ppmV)	x	Injection Vol.(ml)	=	Normalized Conc.(ppmV)	Area (vs)	Retention Time (sec.)	Response Factor	Delta RF
Benzene	20.6		0.25 ml		5.15	6.4	54.6	0.80	
Toluene	20.0				5.0	6.6	125.6	0.76	
Ethylbenzene	20.16				5.04	-	-	-	-
O-Xylenes	20.12				5.03	18.8	302.3	0.26	
M-Xylenes	20.12				5.03	18.8	302.3	0.26	
P-Xylenes	20.04				5.01	8.7	359.3	0.58	

Notes: RF = Conc. + Area (vs) ; Actual Std. Conc. is to be obtained from analysis of gas standard ; Conc. normalized to 1 ml injection.

SOIL GAS CALIBRATION DATA FOR MIXED BTEX STANDARDS

ENGINEERING-SCIENCE	CLIENT:	DATE: 9/22/95
PROJECT:		Operator:
LOCATION:		

Standard: 20 ppm Concentration: 20 ppm Tedlar or <u>Glass Bulb</u> Inj. volume: 0.10 ml Analysis #: 13 Time: 0940	Comments: <div style="text-align: center;">  </div>
---	--

Analyte:	Actual Std. Conc.(ppmV)	x	Injection Vol.(ml)	=	Normalized Conc.(ppmV)	Area (vs)	Retention Time (sec.)	Response Factor	Delta RF
Benzene	20.6		0.10ml		2.06	2.9	54.3	0.71	
Toluene	20.0				2.00	3.2	125.3	0.63	
Ethylbenzene	20.16				2.02	2.1	272.3	0.96	
O-Xylenes	20.12				2.01	2.6	299.3	0.26	
M-Xylenes	20.12				2.01	7.8	299.3	0.26	
P-Xylenes	20.04		v		2.00	4.0	356.9	0.50	

Notes: RF = Conc. ÷ Area (vs) ; Actual Std. Conc. is to be obtained from analysis of gas standard ; Conc. normalized to 1 ml injection.

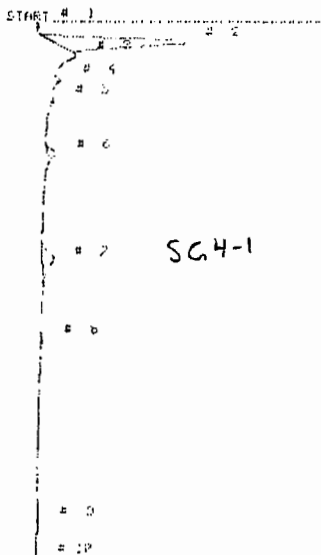
Standard: Concentration: _____ Tedlar or Glass Bulb Inj. volume: _____ Analysis #: _____ Time: _____	Comments:
---	------------------

Analyte:	Actual Std. Conc.(ppmV)	x	Injection Vol.(ml)	=	Normalized Conc.(ppmV)	Area (vs)	Retention Time (sec.)	Response Factor	Delta RF
Benzene									
Toluene									
Ethylbenzene									
O-Xylenes									
M-Xylenes									
P-Xylenes									

Notes: RF = Conc. ÷ Area (vs) ; Actual Std. Conc. is to be obtained from analysis of gas standard ; Conc. normalized to 1 ml injection.

CLIENT _____ JOB NO. _____ SHEET 5 OF 8¹⁰
 SUBJECT _____ BY KKS DATE 9-22-95

PHOTOVAC \emptyset




STOP # 132.7
 SAMPLE LIBRARY 1 SEP 20 05 10:20
 ANALYSIS # 13 SRM-1
 INTERNAL TEMP 95 1.0 ML
 GAIN 10 SYR F

COMPOUND NAME	PEAK	R.T.	AREA/PPM
UNKNOWN	2	12.4	11.7 μ S ^{w 3.5}
UNKNOWN	6	106.7	210.1 μ S
UNKNOWN	7	126.1	550.7 μ S
UNKNOWN	9	109.1	54.7 μ S

Gain 20 eqv = 8.2×4.1 VS
 = 1.2 VS

PHOTOVAC \emptyset

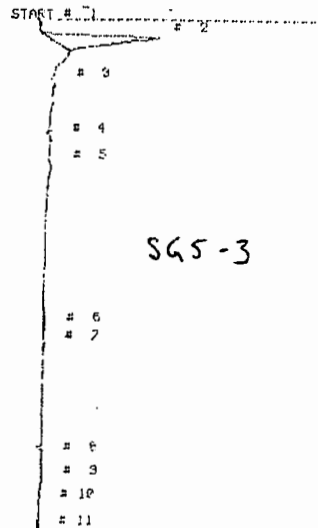


STOP # 122.3
 SAMPLE LIBRARY 1 SEP 20 05 10:30
 ANALYSIS # 11 SRM-1
 INTERNAL TEMP 95 1.0 ML
 GAIN 10 SYR F

COMPOUND NAME	PEAK	R.T.	AREA/PPM
UNKNOWN	2	16.3	51.2 μ S ^{w 2.3}
UNKNOWN	3	114.3	25.0 μ S
UNKNOWN	4	223.2	28.2 μ S

Gain 20 eqv = 4.8 VS
 = 0.2 VS

PHOTOVAC \emptyset



STOP # 150.0
 SAMPLE LIBRARY 1 SEP 22 05 10:45
 ANALYSIS # 23 SRM-3
 INTERNAL TEMP 95 1.0 ML
 GAIN 10 SYR F

COMPOUND NAME	PEAK	R.T.	AREA/PPM
UNKNOWN	2	15.2	2.4 μ S ^{w 2.4}
UNKNOWN	6	236.7	23.5 μ S
UNKNOWN	8	356.3	36.4 μ S
UNKNOWN	9	326.1	38.2 μ S

Gain 20 eqv = 5.0
 = 0.2 VS


PHOTOVAC \emptyset



STOP # 192.8
 SAMPLE LIBRARY 1 SEP 22 05 10:41
 ANALYSIS # 22 SYR BLK
 INTERNAL TEMP 95 1.0 ML
 GAIN 10 SYR F

COMPOUND NAME	PEAK	R.T.	AREA/PPM
UNKNOWN	2	16.3	81.9 μ S

PHOTOVAC \emptyset



STOP # 317.9
 SAMPLE LIBRARY 1 SEP 22 05 10:55
 ANALYSIS # 24 SYR BLK
 INTERNAL TEMP 95 1.0 ML
 GAIN 10 SYR F


COMPOUND NAME	PEAK	R.T.	AREA/PPM
UNKNOWN	2	16.3	81.9 μ S

CLIENT _____
SUBJECT _____

JOB NO. _____ SHEET 6 OF 9
BY KKS DATE 9-22-87

CKD _____

PHOTOVAC




STOP # 435.8
SAMPLE LIBRARY 1 SEP 21 85 11:12
ANALYSIS # 25 SYR M
INTERNAL TEMP 35 1.0 ML
GAIN 10 SYR E

COMPOUND NAME	PEAK	R.T.	AREA/PPM
UNKNOWN	2	16.2	32.5 μS W
UNKNOWN	2	122.1	114.3 μS W

4.3 VS
Gain 20 eqn = 8.6
= 0.20 VS

PHOTOVAC

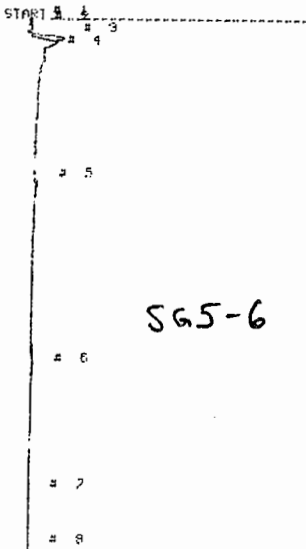


STOP # 425.5
SAMPLE LIBRARY 1 SEP 21 85 11:13
ANALYSIS # 27 SYR M
INTERNAL TEMP 35 1.0 ML
GAIN 10 SYR E

COMPOUND NAME	PEAK	R.T.	AREA/PPM
UNKNOWN	2	16.2	32.5 μS W 3.9
UNKNOWN	4	122.1	114.3 μS W 3.9 VS
UNKNOWN	6	411.0	28.1 μS

Gain 20 eqn = 7.9 vs
= 0.20 VS

PHOTOVAC




STOP # 430.0
SAMPLE LIBRARY 1 SEP 22 85 11:23
ANALYSIS # 29 SYR M
INTERNAL TEMP 31 1.0 ML
GAIN 10 SYR E

COMPOUND NAME	PEAK	R.T.	AREA/PPM
UNKNOWN	3	16.2	170.0 μS W 1.72
UNKNOWN	6	284.8	28.1 μS

Gain 20 eqn = 0.4
= 0.20 VS


PHOTOVAC



STOP # 177.6
SAMPLE LIBRARY 1 SEP 22 85 11:5
ANALYSIS # 26 SYR BLK
INTERNAL TEMP 35 1.0 ML
GAIN 10 SYR M

COMPOUND NAME	PEAK	R.T.	AREA/PPM
UNKNOWN	2	16.4	32.5 μS
UNKNOWN	4	136.4	68.1 μS


PHOTOVAC



STOP # 450.0
SAMPLE LIBRARY 1 SEP 22 85 11:21
ANALYSIS # 28 SYR BLK
INTERNAL TEMP 32 1.0 ML
GAIN 10 SYR K

COMPOUND NAME	PEAK	R.T.	AREA/PPM
UNKNOWN	2	16.4	32.5 μS
UNKNOWN	4	136.4	68.1 μS

PHOTOVAC

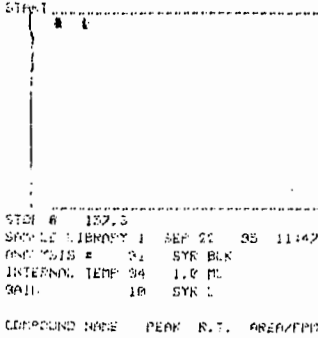


STOP # 450.0
SAMPLE LIBRARY 1 SEP 22 85 11:44
ANALYSIS # 30 SYR BLK
INTERNAL TEMP 31 1.0 ML
GAIN 10 SYR E

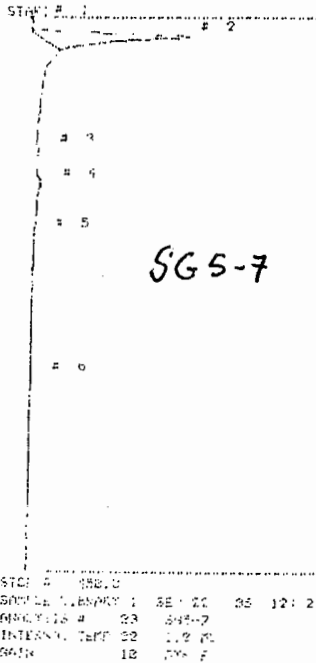
COMPOUND NAME	PEAK	R.T.	AREA/PPM
UNKNOWN	2	16.5	480.0 μS

CLIENT _____ JOB NO. _____ SHEET 7 OF 9
 SUBJECT _____ BY KCS DATE 9-22-95

PHOTOVAC



PHOTOVAC



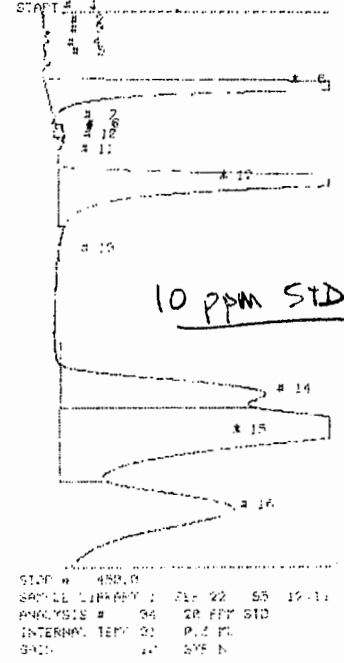
COMPOUND NAME	PEAK	N.T.	AREA/PPM
UNKNOWN	2	16.9	81.9 US W 3.3
UNKNOWN	4	17.3	81.9 US W 3.3

3.3 vs

Gain 20 eqw = 6.0 vs


= 0.0 vs

PHOTOVAC



COMPOUND NAME	PEAK	N.T.	AREA/PPM
UNKNOWN	2	16.8	28.1 #00
UNKNOWN	4	20.7	21.4 #01
UNKNOWN	7	22.4	23.4 #02
UNKNOWN	9	23.7	22.2 #03
UNKNOWN	10	22.1	52.3 #04
UNKNOWN	12	22.6	27.5 #05
UNKNOWN	14	24.3	15.8 #06
UNKNOWN	15	22.1	52.3 #07

PHOTOVAC



Turned off oven after done

- Separation returned with cooler column temp.
- Increasing analysis time to 600 sec.
- Lower flow to 8 cm/sec
- Re-run Volumetric Calibration stds.
- Ambient temp. 20°C

CLIENT _____

JOB NO. _____

SHEET 8 OF 8

SUBJECT _____

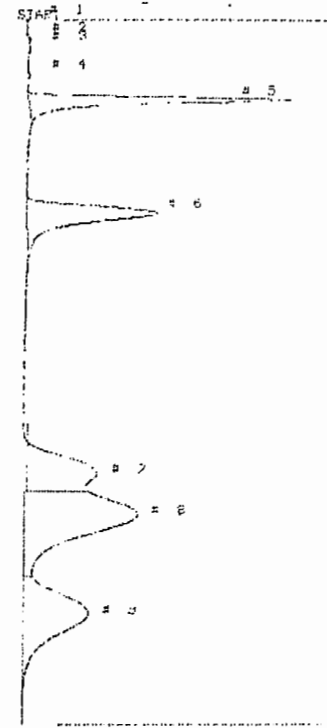
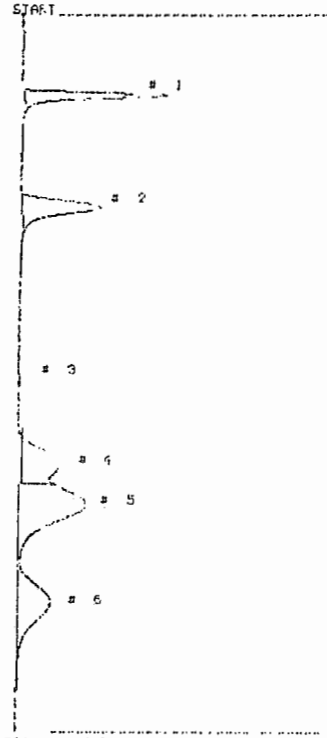
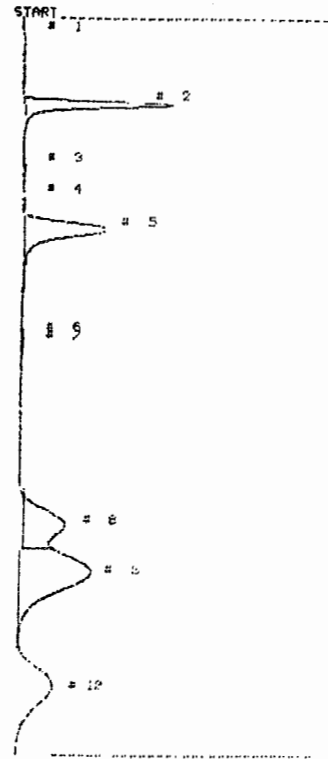
BY KKS

DATE 9-22-95

PHOTOVAC

PHOTOVAC

PHOTOVAC



STOP # 600.0
 SAMPLE LIBRARY 1 SEP 22 08 19.12
 ANALYSIS # 35 20 PPM STD
 INTERNAL TEMP 28 0.10 M.
 GAIN 5 5YR 3

STOP # 582.3
 SAMPLE LIBRARY 1 SEP 22 05 10.24
 ANALYSIS # 36 20 PPM STD
 INTERNAL TEMP 23 0.10 M.
 GAIN 5 5YR 3

STOP # 572.2
 SAMPLE LIBRARY 1 SEP 22 08 10.24
 ANALYSIS # 37 20 PPM STD
 INTERNAL TEMP 23 0.10 M.
 GAIN 5 5YR 3

COMPOUND NAME	PEAK	R.T.	AREA/PPM
UNKNOWN	2	21.5	2.9 US
UNKNOWN	5	179.6	9.2 US
UNKNOWN	8	145.1	4.0 US
UNKNOWN	3	438.0	8.0 US

COMPOUND NAME	PEAK	R.T.	AREA/PPM
UNKNOWN	1	67.3	0.5 US
UNKNOWN	2	158.6	5.1 US
UNKNOWN	4	222.2	2.3 US
UNKNOWN	5	182.2	2.2 US
UNKNOWN	6	482.1	4.1 US

COMPOUND NAME	PEAK	R.T.	AREA/PPM
UNKNOWN	3	68.2	0.5 US
UNKNOWN	6	158.0	6.0 US
UNKNOWN	7	370.8	8.3 US
UNKNOWN	8	426.0	14.0 US
UNKNOWN	2	482.2	8.2 US

Repeat Injection

2 PPM

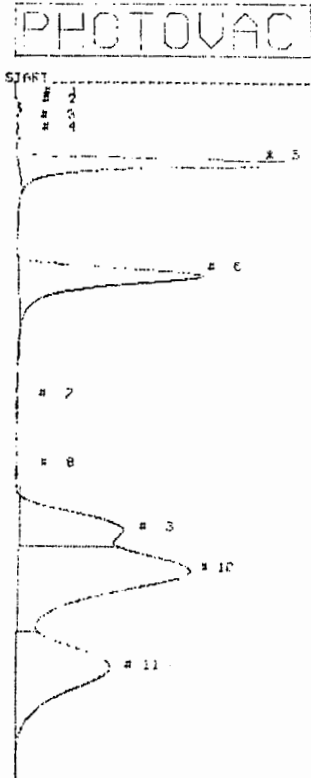
5 PPM

Increased flow to
 9 cm/sec

CLIENT _____
 SUBJECT _____

JOB NO. _____ SHEET 9 OF 10
 BY KCS DATE 9-22-95


CKD. _____ REVISION _____



STEP # 362.0
 SAMPLE LIBRARY 1 SEP 22 05 10:49
 ANALYSIS # 36 20 PPM STD
 INTERNAL TEMP 50 0.5 ML
 GAIN 5 SYR N

COMPONENT NAME	PEAK	R.T.	AREA/HT
UNKNOWN	1	16.9	27.0
UNKNOWN	5	65.2	1.7
UNKNOWN	6	152.2	10.2
UNKNOWN	9	367.8	3.3
UNKNOWN	10	420.2	22.8
UNKNOWN	11	455.7	13.4

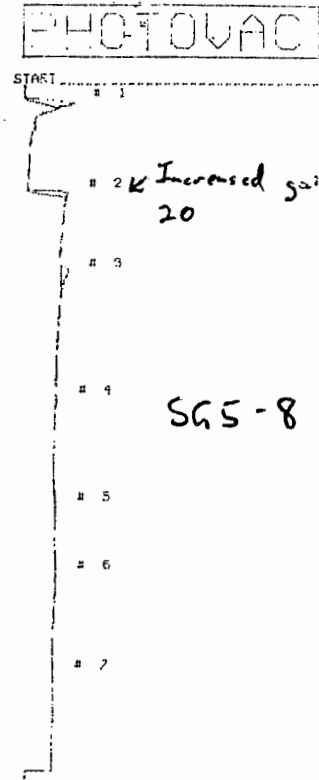
10 ppm



STEP # 602.0
 SAMPLE LIBRARY 1 SEP 22 05 10:50
 ANALYSIS # 37 20 PPM STD
 INTERNAL TEMP 50 1.0 ML
 GAIN 5 SYR N

COMPONENT NAME	PEAK	R.T.	AREA/HT
UNKNOWN	1	16.9	45.0
UNKNOWN	4	65.5	26.7
UNKNOWN	5	155.0	10.0
UNKNOWN	6	362.2	16.1
UNKNOWN	7	392.6	42.2
UNKNOWN	8	420.2	25.8

20 PPM



STEP # 362.0
 SAMPLE LIBRARY 1 SEP 22 05 11:0
 ANALYSIS # 40 20 PPM STD
 INTERNAL TEMP 50 1.0 ML
 GAIN 5 SYR N

COMPONENT NAME	PEAK	R.T.	AREA/HT
UNKNOWN	1	16.9	112.5
UNKNOWN	2	36.1	137.1
UNKNOWN	3	149.2	229.4
UNKNOWN	5	346.0	60.0
UNKNOWN	6	390.0	21.1

2 \leftarrow Increased gain to 20

SG5-8

$\times 4 = 1.6 \mu s$
 $\rightarrow 1.9 \mu s$

1.0 μs

Gain 20 eq. = 2.2 μs

20.3 vs

SOIL GAS CALIBRATION DATA FOR MIXED BTEX STANDARDS

ENGINEERING-SCIENCE	CLIENT: <u>ACOE</u>	DATE: <u>9/22/95</u> (B)
PROJECT: <u>A Remedial Investigation</u>		Operator: <u>KS/PM</u>
LOCATION: <u>SRAD-25</u>		

Instrument Specs:

Type of GC: PhotoVac

Column Type: _____

Chart Speed: _____

Gain: _____

Sensitivity: _____

Gas Flow Rate: _____

Tank Pressure: _____

Standard: 20 PPM

Concentration: 20 PPM Tedlar or Glass Bulb

Inj. volume: 1 ml

Analysis #: 39

Time: 13:58

Comments: _____

Analyte:	Actual Std. Conc.(ppmV)	x	Injection Vol.(ml)	=	Normalized Conc.(ppmV)	Area (vs)	Retention Time (sec.)	Response Factor	Delta RF
Benzene	20.6		1 ml		20.6	24.3	65.5	0.85	
Toluene	20.00		1 ml		20.00	19.6	155.0	1.02	
Ethylbenzene	20.16		1 ml		20.16	14.1	362.7	1.43	
O-Xylenes	20.12		1 ml		20.12	42.7	392.8	0.47	
M-Xylenes	20.12		1 ml		20.12	42.7	392.8	0.47	
P-Xylenes	20.04		1 ml		20.04	23.8	479.7	0.64	

Notes: RF = Conc. ÷ Area (vs) ; Actual Std. Conc. is to be obtained from analysis of gas standard ; Conc. normalized to 1 ml injection.

Standard: 10 PPM

Concentration: 20 PPM Tedlar or Glass Bulb

Inj. volume: 0.5 ml

Analysis #: 38

Time: 13:48

Comments: _____

Analyte:	Actual Std. Conc.(ppmV)	x	Injection Vol.(ml)	=	Normalized Conc.(ppmV)	Area (vs)	Retention Time (sec.)	Response Factor	Delta RF
Benzene	20.6		0.5		10.3	11.7	65.7	0.88	3.590.04
Toluene	20.00		0.5		10.0	10.3	157.7	0.97	5.46.05
Ethylbenzene	20.16		0.5		10.08	9.3	369.8	1.06	.28
O-Xylenes	20.12		0.5		10.06	22.8	402.7	0.44	.07
M-Xylenes	20.12		0.5		10.06	22.8	402.7	0.44	.07
P-Xylenes	20.04		0.5		10.02	19.4	483.3	0.75	.11

Notes: RF = Conc. ÷ Area (vs) ; Actual Std. Conc. is to be obtained from analysis of gas standard ; Conc. normalized to 1 ml injection.

Standard: 5 PPM

Concentration: 20 PPM Tedlar or Glass Bulb

Inj. volume: 0.25

Analysis #: 37

Time: 13:34

Comments: _____

Analyte:	Actual Std. Conc.(ppmV)	x	Injection Vol.(ml)	=	Normalized Conc.(ppmV)	Area (vs)	Retention Time (sec.)	Response Factor	Delta RF
Benzene	20.6		0.25		5.15	5.5	66.7	0.94	.07
Toluene	20.00		0.25		5.00	6.3	158.9	0.79	.34
Ethylbenzene	20.16		0.25		5.04	6.3	372.6	0.80	.30
O-Xylenes	20.12		0.25		5.03	14.0	406.3	0.36	.20
M-Xylenes	20.12		0.25		5.03	14.0	406.3	0.36	.20
P-Xylenes	20.04		0.25		5.01	8.5	488.7	0.69	.24

Notes: RF = Conc. ÷ Area (vs) ; Actual Std. Conc. is to be obtained from analysis of gas standard ; Conc. normalized to 1 ml injection.

9/22/95

SOIL GAS CALIBRATION DATA FOR MIXED BTEX STANDARDS

ENGINEERING-SCIENCE	CLIENT: <u>ACOE</u>	DATE: <u>9/22/95</u>
PROJECT: <u>Remedial Investigation</u>	Operator:	
LOCATION: <u>SBAD-25</u>		

Standard: <u>2 ppm</u> Concentration: <u>20 ppm</u> Tedlar or <u>Glass Bulb</u> Inj. volume: <u>0.1 ml</u> Analysis #: <u>36</u> Time: <u>13:24</u>	Comments:
---	-----------

Analyte:	Actual Std. Conc.(ppmV)	x	Injection Vol.(ml)	=	Normalized Conc.(ppmV)	Area (vs)	Retention Time (sec.)	Response Factor	Delta RF
Benzene	<u>20.6</u>		<u>0.1</u>		<u>2.06</u>	<u>2.6</u>	<u>66.5</u>	<u>0.74</u>	
Toluene	<u>20.00</u>		<u>0.1</u>		<u>2.00</u>	<u>3.1</u>	<u>158.6</u>	<u>0.64</u>	
Ethylbenzene	<u>20.16</u>		<u>0.1</u>		<u>2.02</u>	<u>3.5</u>	<u>370.5</u>	<u>0.58</u>	
O-Xylenes	<u>20.12</u>		<u>0.1</u>		<u>2.01</u>	<u>7.2</u>	<u>402.7</u>	<u>0.28</u>	
M-Xylenes	<u>20.12</u>		<u>0.1</u>		<u>2.01</u>	<u>7.2</u>	<u>402.7</u>	<u>0.28</u>	
P-Xylenes	<u>20.04</u>		<u>0.1</u>		<u>2.00</u>	<u>4.0</u>	<u>485.1</u>	<u>0.5</u>	

Notes: RF = Conc. + Area (vs) ; Actual Std. Conc. is to be obtained from analysis of gas standard ; Conc. normalized to 1 ml injection.

Standard: _____ Concentration: _____ Tedlar or Glass Bulb Inj. volume: _____ Analysis #: _____ Time: _____	Comments:
--	-----------

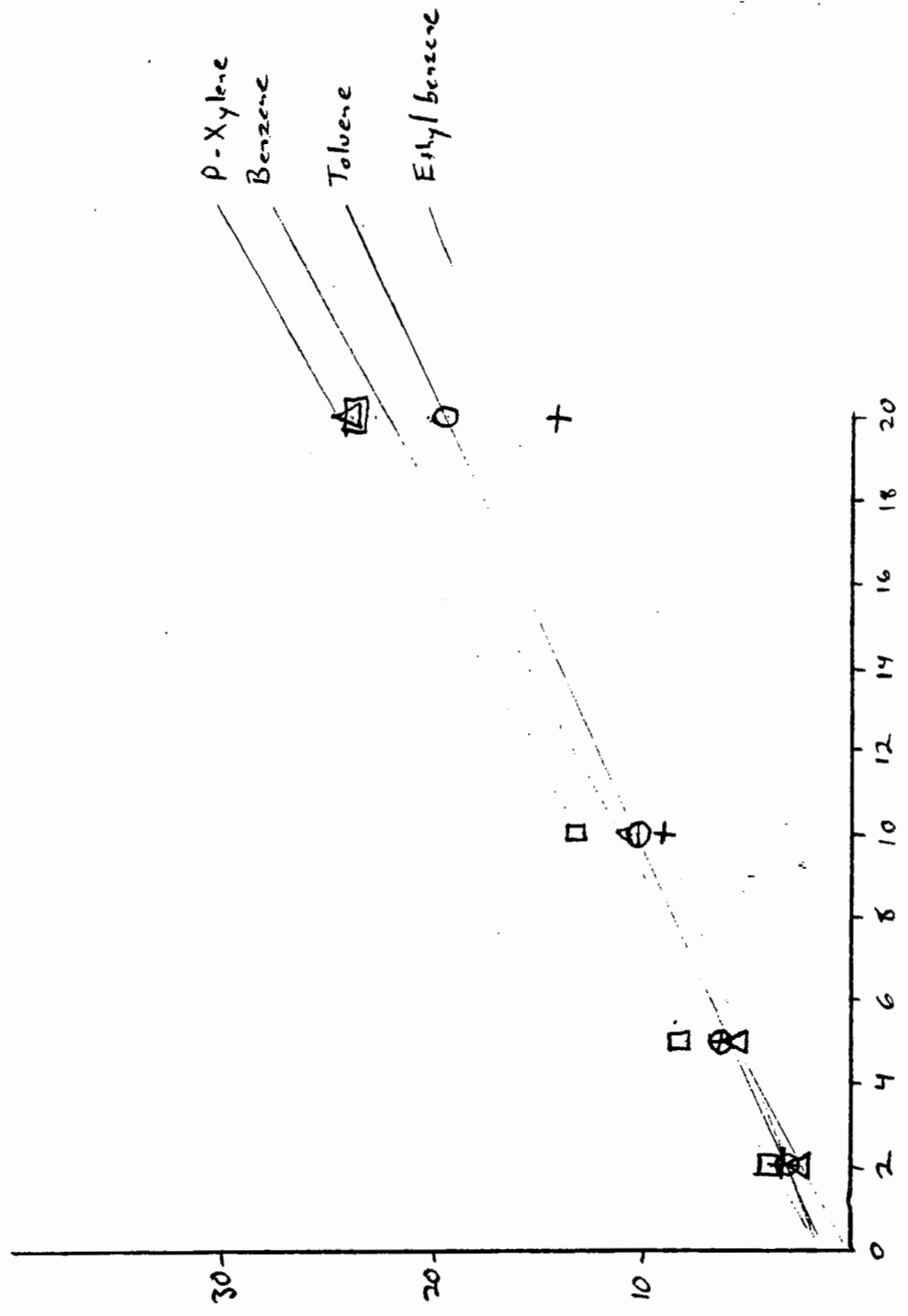
Analyte:	Actual Std. Conc.(ppmV)	x	Injection Vol.(ml)	=	Normalized Conc.(ppmV)	Area (vs)	Retention Time (sec.)	Response Factor	Delta RF
Benzene									
Toluene									
Ethylbenzene									
O-Xylenes									
M-Xylenes									
P-Xylenes									

Notes: RF = Conc. + Area (vs) ; Actual Std. Conc. is to be obtained from analysis of gas standard ; Conc. normalized to 1 ml injection.

CLIENT ACOE
SUBJECT SEAD 25
Soil Gas Survey Calibration Curve

JOB NO. _____ SHEET 1 OF 1
BY _____ DATE 9-22-95
CKD. _____ REVISION _____

Δ = Benzene
O = Toluene
+ = Ethyl benzene
 \square = P-Xylene



111

111

111

111

111

111

111

CLIENT _____

JOB NO. _____

SHEET 10 OF 10

SUBJECT _____


BY _____

DATE 9/22/95

CKD. _____

REVISION _____


PHOTOVAC



SIZE 5 200.0
 SAMPLE LIBRARY : SLF 22 30 19.1P
 ANALYSIS # 41 22 SEP 95
 INTERNAL TEMP 80 0.12 V
 GAIN 5 0.05 V

PKT	RT	AREA	PERCENT
1	54.2	21105	50.0
2	121.4	11800	28.0
3	222.1	1100	2.6
4	335.0	1100	2.6
5	422.6	1100	2.6

End of Day



CLIENT ACOE
 SUBJECT Soil Gas Survey - SEAD 25

JOB NO. _____ SHEET 1 OF 13
 BY KKS DATE 9-23-95
 CKD. _____ REVISION _____

PHOTOVAC

SEP 22 95 8:26
 FIELD: 30
 POWER: 38
 SAMPLE 0.0 10.0
 CAL 0.0 0.0
 EVENT 5 10.0 120.0
 EVENT 4 0.0 0.0
 EVENT 3 1.0 120.0
 EVENT 6 0.0 0.0
 EVENT 2 0.0 0.0
 EVENT 8 0.0 0.0


Flow @ 9
 Ambient Temp 18°C
 Column Oven @ 20°C

PHOTOVAC

20 ppm Calibration
 dilution vessel BLK
 +
 Syr. Q BLK
 (Used to transfer 50ppm
 std to vessel.)

STOP # 401.0
 SAMPLE LIBRARY 1 SEP 23 95 8:11
 ANALYSIS # 1 SYR-VEssel BLK
 INTERNAL TEMP 21 1.0 PL
 GAIN 5 SYR 6
 OFFSET P.P. #0
 CHART SPEED 1 off/lin
 SLIT SENS. 4 IP 4 pA/Sec
 WINDOW 1 Percent
 MINIMUM AREA 20 pA/Sec
 TIMER DELAY 1P.0 Sec
 ANALYSIS TIME 00P.0 Sec
 CYCLE TIME P Min
 COMPOUND NAME PEAK R.T. AREA/PPM

PHOTOVAC




STOP # 402.2
 SAMPLE LIBRARY 1 SEP 22 95 8:50
 ANALYSIS # 2 SYR BLK
 INTERNAL TEMP 22 1.0 PL
 GAIN 5 SYR N
 COMPOUND NAME PEAK R.T. AREA/PPM
 UNKNOWN 2 122.6 23.2 100

PHOTOVAC

STOP # 0.5
 SAMPLE LIBRARY 1 SEP 22 95 8:51
 ANALYSIS # 3 SYR BLK
 INTERNAL TEMP 22 1.0 PL
 GAIN 5 SYR N
 COMPOUND NAME PEAK R.T. AREA/PPM

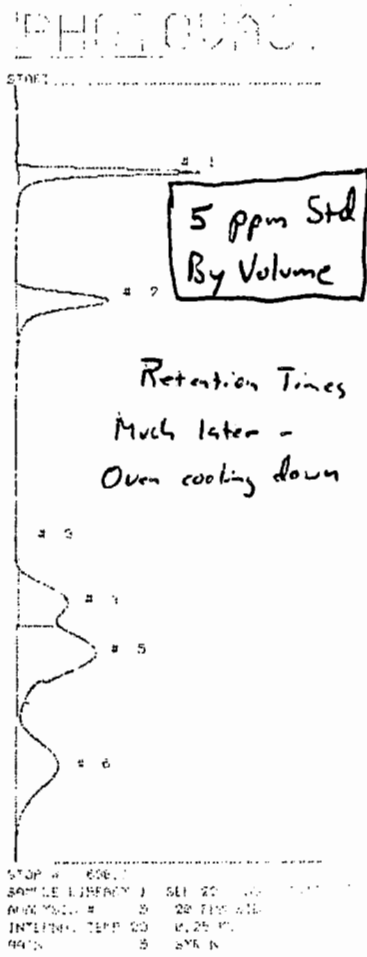
Cancelled Injection
 Turned off oven
 Ambient Temp 18°C

PHOTOVAC

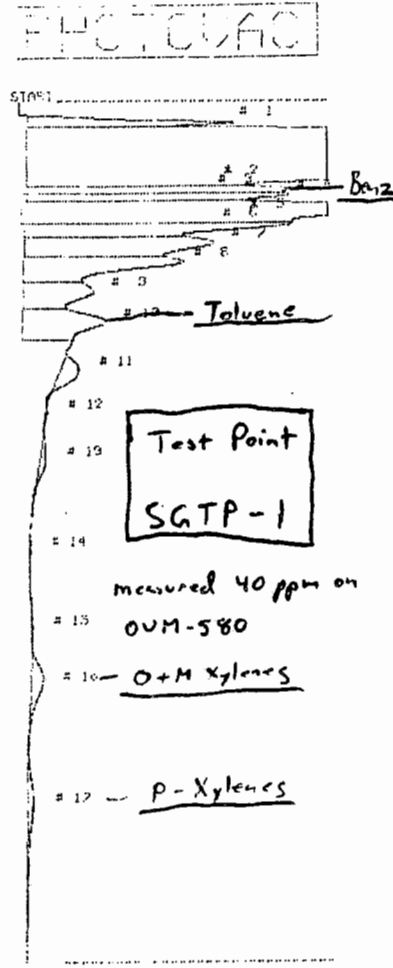


STOP # 680.0
 SAMPLE LIBRARY 1 SEP 23 95 9:11
 ANALYSIS # 4 20 PPM 10
 INTERNAL TEMP 22 1.0 PL
 GAIN 5 SYR N
 COMPOUND NAME PEAK R.T. AREA/PPM
 UNKNOWN 5 68.6 11.1 100
 UNKNOWN 1 121.8 10.1 100
 UNKNOWN 3 410.2 8.3 100
 UNKNOWN 6 452.4 22.4 100
 UNKNOWN 2 516.1 13.7 100

CLIENT _____ JOB NO. _____ SHEET 2 OF 10
 SUBJECT _____ BY KKS DATE 9-23-95
 CKD. _____ REVISION _____




COMPONENT NAME	PEAK	R.T.	AREA
UNKNOWN	1	21.3	5.0
UNKNOWN	2	122.2	5.3
UNKNOWN	4	143.1	5.7
UNKNOWN	5	482.7	11.0
UNKNOWN	6	564.1	6.0



COMPONENT NAME	PEAK	R.T.	AREA
UNKNOWN	1	18.7	5.9
UNKNOWN	2	47.9	298.5
UNKNOWN	3	23.7	5.6
UNKNOWN	4	22.3	5.2
UNKNOWN	5	83.1	22.1
UNKNOWN	6	108.9	2.4
UNKNOWN	7	116.1	3.0
UNKNOWN	8	111.9	2.2
UNKNOWN	9	159.5	4.2
UNKNOWN	10	123.2	5.5
UNKNOWN	11	228.1	1.2
UNKNOWN	12	257.8	55.9
UNKNOWN	15	232.1	525.2
UNKNOWN	16	426.4	1.3
UNKNOWN	17	525.1	825.4

Total Area = 323.7 vs
 1 ml equivalent = 647.4 #vs
 Gain 20 eqm = $\frac{647.4 \times 4}{2589.6}$ vs



COMPONENT NAME	PEAK	R.T.	AREA
UNKNOWN	4	23.1	45.2
UNKNOWN	5	24.1	4.1
UNKNOWN	6	151.1	5.1
UNKNOWN	7	473.6	5.3
UNKNOWN	8	421.2	11.2
UNKNOWN	9	562.1	6.0

2586.1 vs

SOIL GAS CALIBRATION DATA FOR MIXED BTEX STANDARDS

ENGINEERING-SCIENCE	CLIENT: <i>ACOE</i>	DATE: <i>9/23/95</i>
PROJECT: <i>Remedial Investigation</i>	Operator: <i>KS/PFM</i>	
LOCATION: <i>SEAD-25</i>		

Standard: <i>5000 ppm BTEX Std.</i>	Comments:
Concentration: <i>20 ppm</i> Dilution Tedlar or <u>Glass Bulb</u>	
Inj. volume: <i>0.5 ml</i>	
Analysis #: <i>4</i>	
Time: <i>0907</i>	

Analyte:	Actual Std. Conc.(ppmV)	x	Injection Vol.(ml)	=	Normalized Conc.(ppmV)	Area (vs)	Retention Time (sec.)	Response Factor	Delta RF
Benzene	<i>20.6</i>		<i>0.5 ml</i>		<i>10.3</i>	<i>11.81</i>	<i>69.6</i>	0.93	
Toluene	<i>20.0</i>		<i>0.5 ml</i>		<i>10</i>	<i>10.81</i>	<i>171.8</i>	0.99	
Ethylbenzene	<i>20.16</i>		<i>0.5 ml</i>		<i>10.08</i>	<i>8.9</i>	<i>413.2</i>	<i>1.13</i>	
O-Xylenes	<i>20.12</i>		<i>0.5 ml</i>		<i>10.06</i>	<i>23.4</i>	<i>452.4</i>	<i>0.43</i>	
M-Xylenes	<i>20.12</i>		<i>0.5 ml</i>		<i>10.06</i>	<i>23.4</i>	<i>452.4</i>	<i>0.43</i>	
P-Xylenes	<i>20.04</i>		<i>0.5 ml</i>		<i>10.02</i>	<i>13.2</i>	<i>546.1</i>	<i>0.76</i>	

Notes: RF = Conc. ÷ Area (vs) ; Actual Std. Conc. is to be obtained from analysis of gas standard ; Conc. normalized to 1 ml injection.

Standard: _____	Comments:
Concentration: _____ Tedlar or Glass Bulb	
Inj. volume: _____	
Analysis #: _____	
Time: _____	

Analyte:	Actual Std. Conc.(ppmV)	x	Injection Vol.(ml)	=	Normalized Conc.(ppmV)	Area (vs)	Retention Time (sec.)	Response Factor	Delta RF
Benzene	<i>20.6</i>		<i>.25</i>		<i>5.15</i>	43.7 <i>4.9</i>	<i>74.1</i>	<i>1.05</i>	
Toluene	<i>20.0</i>		<i>.25</i>		<i>5.00</i>	4.4 <i>5.5</i>	<i>183.3</i>	0.91	
Ethylbenzene	<i>20.16</i>		<i>.25</i>		<i>5.04</i>	<i>5.5</i>	<i>439.6</i>	<i>0.92</i>	
O-Xylenes	<i>20.12</i>		<i>.25</i>		<i>5.03</i>	5.5 <i>11.7</i>	<i>479.7</i>	<i>0.43</i>	
M-Xylenes	<i>20.12</i>		<i>.25</i>		<i>5.03</i>	<i>11.7</i>	<i>479.7</i>	<i>0.43</i>	
P-Xylenes	<i>20.04</i>		<i>.25</i>		<i>5.01</i>	<i>6.2</i>	<i>580.1</i>	<i>0.81</i>	

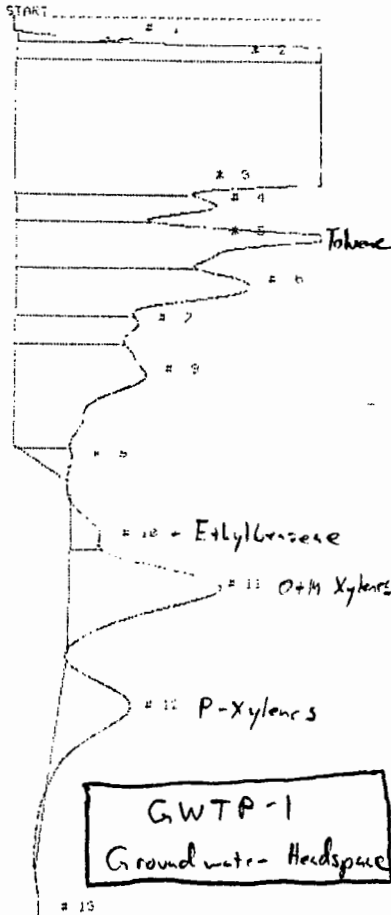
Notes: RF = Conc. ÷ Area (vs) ; Actual Std. Conc. is to be obtained from analysis of gas standard ; Conc. normalized to 1 ml injection.

CLIENT _____
 SUBJECT _____

JOB NO. _____ SHEET 3 OF 13
 BY RKS DATE 9-23-95

REVISION _____


PHOTOVACI



STOP # 258.0
 SAMPLE LIBRARY 1 SEP 20 03 10:11
 ANALYSIS # 8 OVR BKR
 INTERNAL TEMP 24 1.00 PL
 GAIN 5 500 K


COMPOUND NAME	PEAK	R.T.	AREA/HT
UNKNOWN	1	18.4	1.0
UNKNOWN	2	22.7	26.2
UNKNOWN	3	88.0	158.1
UNKNOWN	4	134.7	12.9
UNKNOWN	5	149.7	20.0
UNKNOWN	6	202.1	24.0
UNKNOWN	7	203.4	8.0
UNKNOWN	8	236.7	28.4
UNKNOWN	9	362.1	5.0
UNKNOWN	10	452.8	1.6
UNKNOWN	11	476.0	21.4
UNKNOWN	12	520.1	11.1

PHOTOVACI



STOP # 240.6
 SAMPLE LIBRARY 1 SEP 20 03 10:10
 ANALYSIS # 8 OVR BKR
 INTERNAL TEMP 24 1.00 PL
 GAIN 5 500 K

PHOTOVACI



STOP # 402.0
 SAMPLE LIBRARY 1 SEP 20 03 17:25
 ANALYSIS # 10 OVR BKR
 INTERNAL TEMP 27 1.00 PL
 GAIN 10 500 K

COMPOUND NAME	PEAK	R.T.	AREA/HT
UNKNOWN	1	16.3	466.0
UNKNOWN	2	23.1	62.0
UNKNOWN	4	422.0	22.0

- To insure max. separation
- Flow will be @ 8 and oven not used.
- Ambient temp should be kept @ 18°C.
- Analysis duration @ 750 sec.

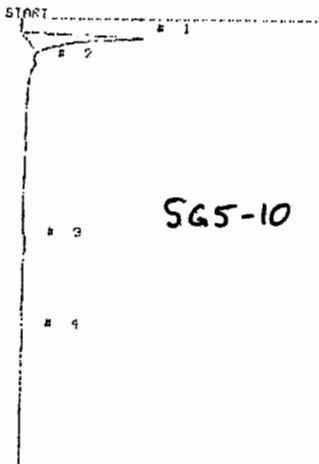
SG5-9

0.6 us

Gain 20 equiv. = 1.2 us
 = 0.2 us

CLIENT _____ JOB NO. _____ SHEET 4 OF 13
 SUBJECT _____ BY KKS DATE 9-23-95

PHOTOVAC

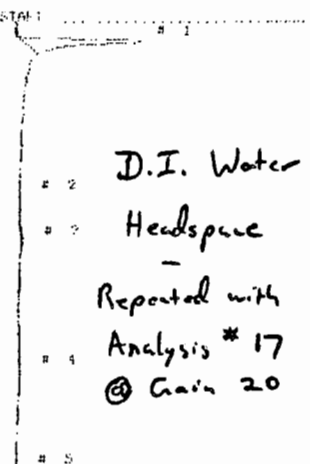


STOP # 0613
 SAMPLE LIBRARY : 01 20 00 1000
 ANALYSIS # 11 000010
 INTERNAL TEMP 20 110.0
 DATE 10 1995

COEFFICIENT NAME PEAK RT. AREA
 UNKNOWN 2.2 2.2 100.0
 UNKNOWN 2.2 2.2 100.0

2.2 vs
 Gain 20 equiv = 4.4 us
 = 0.8 us

PHOTOVAC




STOP # 0613
 SAMPLE LIBRARY : 01 20 00 1000
 ANALYSIS # 17 000017
 INTERNAL TEMP 20 110.0
 DATE 10 1995

COEFFICIENT NAME PEAK RT. AREA
 UNKNOWN 2.0 2.0 100.0
 UNKNOWN 2.0 2.0 100.0

2.0 vs
 Normalized $\rightarrow x 2 = 4.0$
 Demonstrated 1 ml cat
 Analyte-free 4.0 vs
 Water - DAFW
 Gain 20 equiv = 8.0 us
 = 0.4 us

PHOTOVAC



STOP # 0613
 SAMPLE LIBRARY : 01 20 00 1000
 ANALYSIS # 11 000011
 INTERNAL TEMP 20 110.0
 DATE 10 1995

COEFFICIENT NAME PEAK RT. AREA
 UNKNOWN 1.8 1.8 100.0
 UNKNOWN 1.8 1.8 100.0

1.8 vs
 Gain 20 equiv = 3.6 us
 = 0.2 us

PHOTOVAC



STOP # 0613
 SAMPLE LIBRARY : 01 20 00 1000
 ANALYSIS # 11 000011
 INTERNAL TEMP 20 110.0
 DATE 10 1995

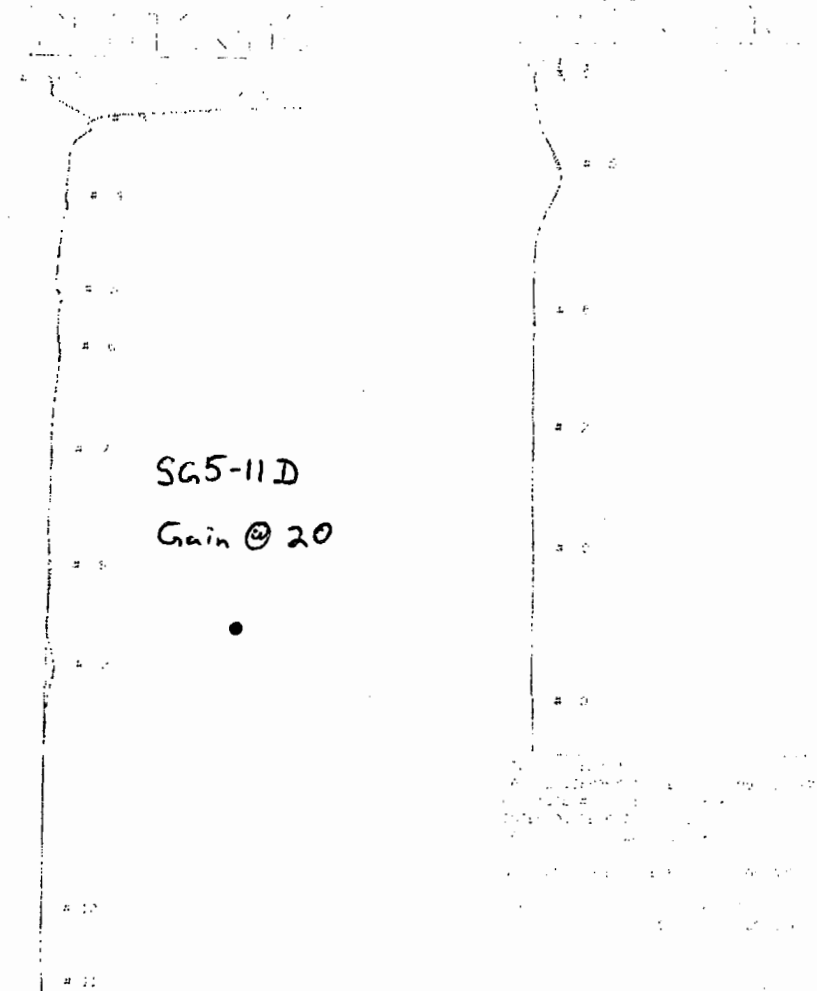
COEFFICIENT NAME PEAK RT. AREA
 UNKNOWN 1.8 1.8 100.0
 UNKNOWN 1.8 1.8 100.0

CLIENT _____

JOB NO. _____ SHEET 5 OF 13


SUBJECT _____

BY KKS DATE 9-23-95



STATION: _____
 DATE: _____
 DRAWN BY: _____
 CHECKED BY: _____
 APPROVED BY: _____

9.5 vs @ Gain 20
 $\div 2$ 1.3 vs
 equivalent to
 gain of 10
 4.25 vs



STATION: _____
 DATE: _____
 DRAWN BY: _____
 CHECKED BY: _____
 APPROVED BY: _____

9.5 vs
 Demonstrated
 Analyte free
 water 0.5 vs

CLIENT _____ JOB NO. _____ SHEET 6 OF 13

SU PHOTON _____ BY KICS DATE 9-23-95



STOP # 100.0
 SAMPLE LIBRARY 1 100.0 20 100.0
 ANALYSIS # 00 100.0
 INTERNAL TEMP 20 100.0
 3000 20 100.0

STOP # 100.1
 SAMPLE LIBRARY 1 100.1 20 100.1
 ANALYSIS # 00 100.1
 INTERNAL TEMP 20 100.1
 3000 20 100.1

STOP # 100.2
 SAMPLE LIBRARY 1 100.2 20 100.2
 ANALYSIS # 00 100.2
 INTERNAL TEMP 20 100.2
 3000 20 100.2

STOP # 100.3
 SAMPLE LIBRARY 1 100.3 20 100.3
 ANALYSIS # 00 100.3
 INTERNAL TEMP 20 100.3
 3000 20 100.3

DOMINANT PEAK N.1. 95674
 UNKNOWN 0 100.0



12.2 vs
 1.6 vs

5.0 vs
 10.2 vs

CLIENT _____

JOB NO. _____

SHEET 7 OF 13

SUBJECT _____




BY KICS

DATE 9-23-95

STOP # 106.4
UNIVERSITY MICROFILMS
SERIALS ACQUISITION
300 N ZEEB RD
ANN ARBOR MI 48106
TEL: 313 761 4000

STOP # 106.4
UNIVERSITY MICROFILMS
SERIALS ACQUISITION
300 N ZEEB RD
ANN ARBOR MI 48106
TEL: 313 761 4000

STOP # 106.4
UNIVERSITY MICROFILMS
SERIALS ACQUISITION
300 N ZEEB RD
ANN ARBOR MI 48106
TEL: 313 761 4000



STOP # 106.4
UNIVERSITY MICROFILMS
SERIALS ACQUISITION
300 N ZEEB RD
ANN ARBOR MI 48106
TEL: 313 761 4000

STOP # 106.4
UNIVERSITY MICROFILMS
SERIALS ACQUISITION
300 N ZEEB RD
ANN ARBOR MI 48106
TEL: 313 761 4000

STOP # 106.4
UNIVERSITY MICROFILMS
SERIALS ACQUISITION
300 N ZEEB RD
ANN ARBOR MI 48106
TEL: 313 761 4000

W 3.8
3.9 vs
0.1 vs

W 4.8
5.2 vs 0.4 vs


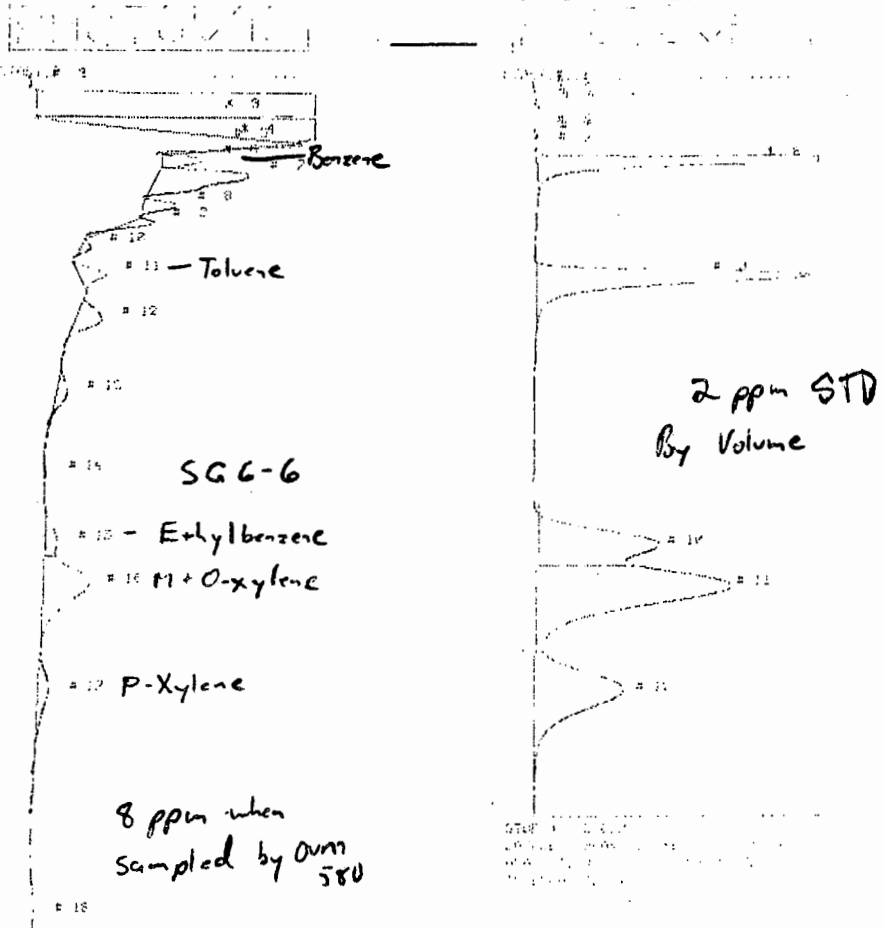
W 6.1
6.6 vs
0.5 vs

STOP # 106.4
UNIVERSITY MICROFILMS
SERIALS ACQUISITION
300 N ZEEB RD
ANN ARBOR MI 48106
TEL: 313 761 4000

UNIVERSITY MICROFILMS
SERIALS ACQUISITION
300 N ZEEB RD
ANN ARBOR MI 48106
TEL: 313 761 4000

CLIENT _____
SUBJECT _____

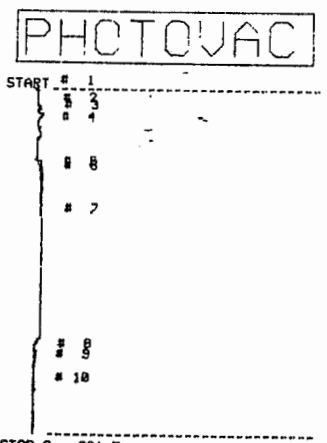
JOB NO. _____ SHEET 8 OF 13
DATE 9-23-95



STOP # 483.9

SAMPLE LIBRARY	1	SEP 23 95 13:16
ANALYSIS #	29	SYR BLK
INTERNAL TEMP	28	0.5 ML
GAIN	20	SYR K

COMPOUND NAME	PEAK	R.T.	AREA/PPM
UNKNOWN	16	368.4	136.8 μS



STOP # 281.5

SAMPLE LIBRARY	1	SEP 23 95 13:22
ANALYSIS #	30	SYR BLK
INTERNAL TEMP	29	0.5 ML
GAIN	20	SYR T

COMPOUND NAME	PEAK	R.T.	AREA/PPM
UNKNOWN	5	68.5	65.9 μS

~~98.6 vs~~
98.6 vs
98.6 vs

CLIENT _____

JOB NO. _____ SHEET 9 OF 13

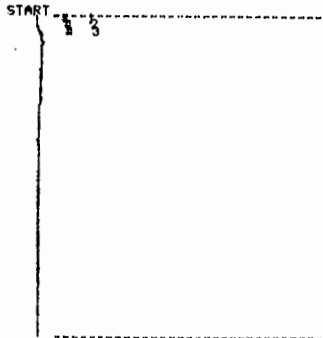
PHOTOVAC

PHOTOVAC

KLG

DATE 9-23-85


REVISION _____



STOP # 259.5
SAMPLE LIBRARY 1 SEP 23 95 13:30
ANALYSIS # 31 SYR BLK
INTERNAL TEMP 30 0.5 ML
GAIN 20 SYR L

COMPOUND NAME PEAK R.T. AREA/PPM

PHOTOVAC



STOP # 425.6
SAMPLE LIBRARY 1 SEP 23 95 13:37
ANALYSIS # 32 SYR BLK
INTERNAL TEMP 29 0.5 ML
GAIN 20 SYR M


COMPOUND NAME PEAK R.T. AREA/PPM



STOP # 129.0
SAMPLE LIBRARY 1 SEP 23 95 13:40
ANALYSIS # 33 SYR BLK
INTERNAL TEMP 32 0.5 ML
GAIN 20 SYR A

COMPOUND NAME PEAK R.T. AREA/PPM

PHOTOVAC




STOP # 396.5
SAMPLE LIBRARY 1 SEP 23 95 13:46
ANALYSIS # 34 SYR BLK
INTERNAL TEMP 30 0.5 ML
GAIN 20 SYR E

COMPOUND NAME PEAK R.T. AREA/PPM

UNKNOWN	7	86.9	34.0 μS
UNKNOWN	8	102.7	29.0 μS
UNKNOWN	13	167.0	29.9 μS

PHOTOVAC



STOP # 600.0
SAMPLE LIBRARY 1 SEP 23 95 13:57
ANALYSIS # 35 SYR BLK
INTERNAL TEMP 29 0.5 ML
GAIN 20 SYR D

COMPOUND NAME PEAK R.T. AREA/PPM

UNKNOWN	5	360.0	39.8 μS
---------	---	-------	---------

CLIENT _____

JOB NO. _____

SHEET 10 OF 13

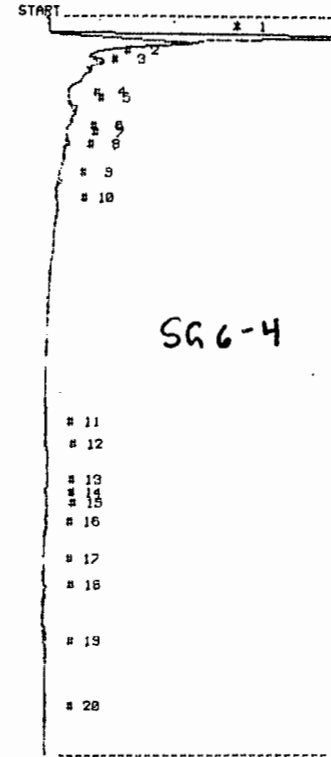
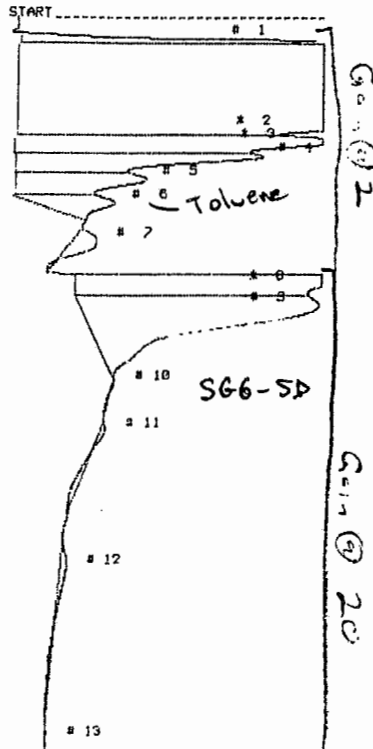
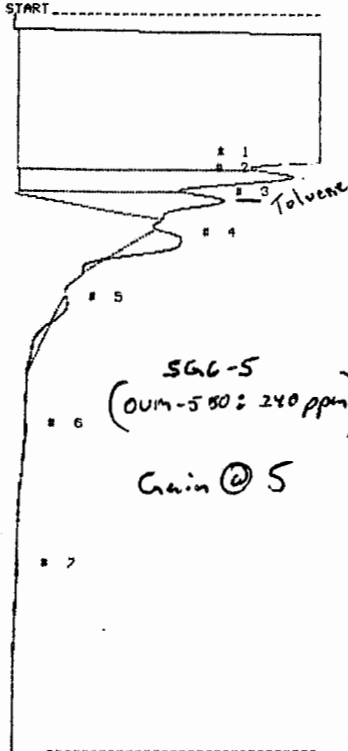
PHOTOVAC

PHOTOVAC

PHOTOVAC

BY KKS

DATE 9-23-95



STOP # 600.0
 SAMPLE LIBRARY 1 SEP 23 95 14:39
 ANALYSIS # 36 SG6-5
 INTERNAL TEMP 28 0.25 ML
 GAIN 5 SYR M

STOP # 600.0
 SAMPLE LIBRARY 1 SEP 23 95 14:55
 ANALYSIS # 37 SG6-5D
 INTERNAL TEMP 28 0.25 ML
 GAIN 20 SYR M

STOP # 600.0
 SAMPLE LIBRARY 1 SEP 23 95 15: 7
 ANALYSIS # 38 SG6-4
 INTERNAL TEMP 28 0.5 ML
 GAIN 20 SYR T

COMPOUND NAME	PEAK	R.T.	AREA/PPM
UNKNOWN	1	69.4	1.8 KUS
UNKNOWN	2	134.3	13.8 US
UNKNOWN	3	153.8	7.1 US
UNKNOWN	4	185.7	2.8 US
UNKNOWN	6	343.7	69.2 mUS
UNKNOWN	7	457.2	21.0 mUS

COMPOUND NAME	PEAK	R.T.	AREA/PPM
UNKNOWN	1	13.0	3.6 US
UNKNOWN	2	56.7	223.7 US
UNKNOWN	3	102.0	13.9 US
UNKNOWN	4	113.5	9.6 US
UNKNOWN	5	133.1	6.5 US
UNKNOWN	6	152.3	3.4 US
UNKNOWN	7	184.1	1.5 US
UNKNOWN	8	214.1	16.9 US
UNKNOWN	9	235.7	24.3 US
UNKNOWN	12	449.2	412.3 mUS

COMPOUND NAME	PEAK	R.T.	AREA/PPM
UNKNOWN	1	16.9	3.7 US
UNKNOWN	2	38.0	58.5 mUS
UNKNOWN	5	76.7	46.4 mUS
UNKNOWN	7	184.5	26.5 mUS
UNKNOWN	9	137.0	31.6 mUS
UNKNOWN	10	157.1	23.7 mUS
UNKNOWN	11	338.9	34.7 mUS
UNKNOWN	12	356.3	23.6 mUS
UNKNOWN	16	420.4	26.0 mUS
UNKNOWN	18	471.8	67.5 mUS
UNKNOWN	19	516.6	85.4 mUS
UNKNOWN	20	578.1	23.4 mUS

1024.8 vs

x 4

1 ml equiv. → 4,099.2

o Gain of 5

x 4

equiv. Gain 20 = 16,396.8 vs

= 16,397 us

2663.6 vs

x 4

1 ml equiv → 13,318.0 vs

4.2 vs
 1 ml equivalent
 = 8.4 vs
 = 1.0 vs

CLIENT _____

JOB NO. _____ SHEET 11 OF 13

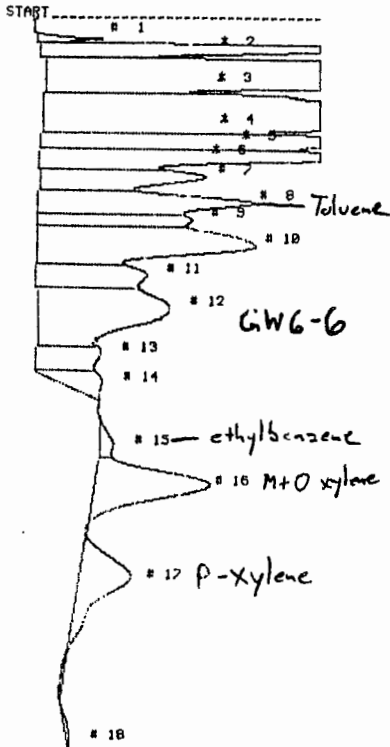
SUBJECT _____

KKS DATE 9-23-95

PHOTOVAC


PHOTOVAC

PHOTOVAC



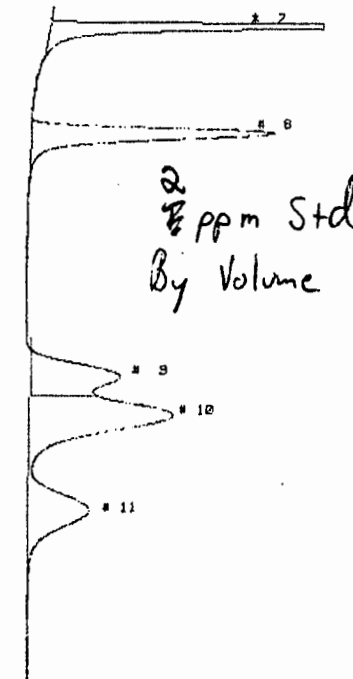
STOP # 600.0
 SAMPLE LIBRARY 1 SEP 23 95 15:22
 ANALYSIS # 39 GW6-6
 INTERNAL TEMP 29 0.1ML
 GAIN 20 SYR 9

COMPOUND NAME	PEAK	R.T.	AREA/PPM
UNKNOWN	1	18.3	785.3 μS
UNKNOWN	2	25.3	14.2 US
UNKNOWN	3	46.0	74.2 US
UNKNOWN	4	79.1	92.7 US
UNKNOWN	5	100.2	16.6 US
UNKNOWN	6	112.7	13.1 US
UNKNOWN	7	131.6	7.8 US
UNKNOWN	8	152.0	18.8 US
UNKNOWN	9	166.4	4.7 US
UNKNOWN	10	196.9	17.1 US
UNKNOWN	11	212.1	6.6 US
UNKNOWN	12	238.9	16.1 US
UNKNOWN	13	276.8	4.0 US
UNKNOWN	14	301.1	2.5 US
UNKNOWN	15	353.3	1.0 US
UNKNOWN	16	385.2	10.0 US
UNKNOWN	17	462.8	7.0 US
UNKNOWN	18	554.1	214.0 μS



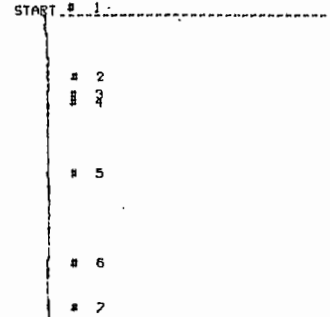
SAMPLE LIBRARY 1 SEP 23 95 15:26
 ANALYSIS # 39 GW6-6
 INTERNAL TEMP 29 0.1ML
 GAIN 20 SYR 9

COMPOUND NAME	PEAK	R.T.	AREA/PPM
UNKNOWN	5	36.6	32.5 μS



STOP # 600.0
 SAMPLE LIBRARY 1 SEP 23 95 15:35
 ANALYSIS # 40 20PPM STD
 INTERNAL TEMP 28 0.1ML
 GAIN 20 SYR 9

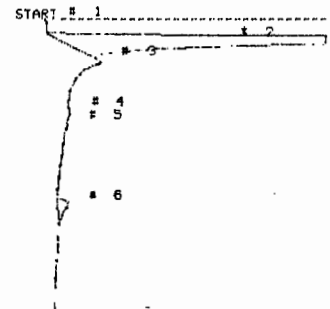
COMPOUND NAME	PEAK	R.T.	AREA/PPM
UNKNOWN	5	36.6	32.5 μS
UNKNOWN	7	64.5	11.3 US
UNKNOWN	8	153.5	9.2 US
UNKNOWN	9	354.5	7.2 US
UNKNOWN	10	386.6	14.2 US
UNKNOWN	11	465.2	6.6 US



STOP # 314.7
 SAMPLE LIBRARY 1 SEP 23 95 15:19
 ANALYSIS # 41 SYR BLK
 INTERNAL TEMP 29 1.0 ML
 GAIN 20 SYR H

COMPOUND NAME	PEAK	R.T.	AREA/PPM
---------------	------	------	----------

PHOTOVAC



SG6-3

STOP # 600.0
 SAMPLE LIBRARY 1 SEP 23 95 16:10
 ANALYSIS # 42 SG6-3
 INTERNAL TEMP 29 1.0 ML
 GAIN 20 SYR E

COMPOUND NAME	PEAK	R.T.	AREA/PPM
UNKNOWN	2	17.2	13.9 US
UNKNOWN	6	153.5	344.3 μS
UNKNOWN	7	350.3	44.5 μS
UNKNOWN	8	390.1	722.5 μS
UNKNOWN	9	468.4	90.2 μS

11.645 15.1 vs

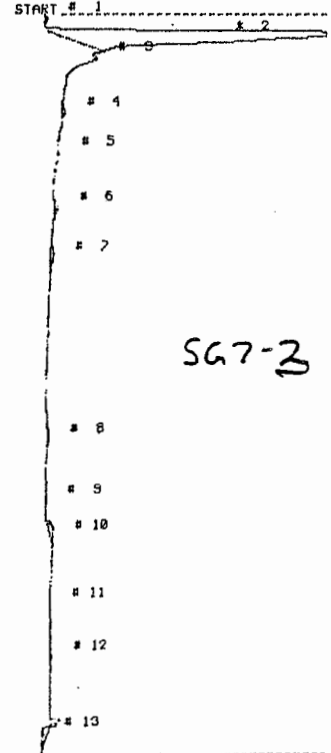
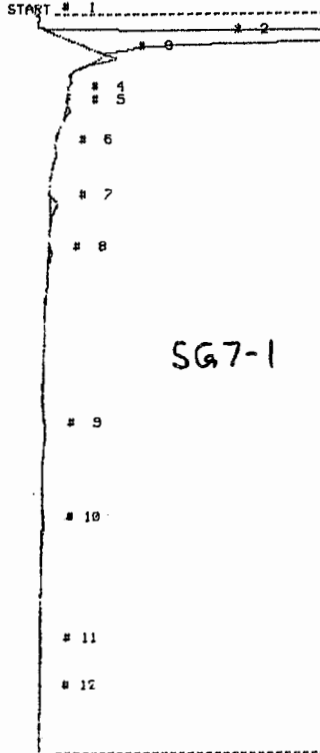

CLIENT _____ JOB NO. _____ SHEET 12 OF 13

SUBJECT

PHOTOVAC

PHOTOVAC

PHOTOVAC



STOP # 533.0
 SAMPLE LIBRARY 1 SEP 23 95 16:10
 ANALYSIS # 43 SG6-1
 INTERNAL TEMP 29 1.0 ML
 GAIN 20 SYR F

STOP # 600.0
 SAMPLE LIBRARY 1 SEP 23 95 16:20
 ANALYSIS # 44 SG7-1
 INTERNAL TEMP 29 1.0 ML
 GAIN 20 SYR L

STOP # 600.0
 SAMPLE LIBRARY 1 SEP 23 95 16:31
 ANALYSIS # 45 SG7-3
 INTERNAL TEMP 29 1.0 ML
 GAIN 20 SYR K

COMPOUND NAME	PEAK	R.T.	AREA/PPM
UNKNOWN	2	15.4	39.6 US W
UNKNOWN	4	68.3	53.6 mUS
UNKNOWN	5	79.1	51.4 mUS
UNKNOWN	6	89.3	37.1 mUS
UNKNOWN	7	114.1	161.0 mUS
UNKNOWN	8	152.9	684.4 mUS W
UNKNOWN	9	194.9	22.2 mUS
UNKNOWN	10	220.9	631.1 mUS
UNKNOWN	11	291.0	20.0 mUS
UNKNOWN	13	392.2	169.1 mUS

41.3 vs
 = 1.3 vs

COMPOUND NAME	PEAK	R.T.	AREA/PPM
UNKNOWN	2	18.5	26.7 US W
UNKNOWN	3	36.5	351.7 mUS
UNKNOWN	4	68.1	37.6 mUS
UNKNOWN	5	79.7	77.9 mUS
UNKNOWN	7	155.9	252.5 mUS W
UNKNOWN	8	197.7	55.6 mUS
UNKNOWN	9	341.3	20.8 mUS
UNKNOWN	10	417.4	208.5 mUS
UNKNOWN	11	515.7	97.0 mUS

27.9 vs
 = 1.9 vs

COMPOUND NAME	PEAK	R.T.	AREA/PPM
UNKNOWN	2	16.5	10.9 VS W
UNKNOWN	4	80.5	36.9 mUS
UNKNOWN	6	157.4	123.9 mUS W 11
UNKNOWN	7	196.9	79.6 mUS
UNKNOWN	8	344.9	25.3 mUS
UNKNOWN	10	422.0	165.8 mUS
UNKNOWN	12	520.2	39.6 mUS
UNKNOWN	13	593.1	66.1 mUS

11.4 vs
 = 0.4 vs


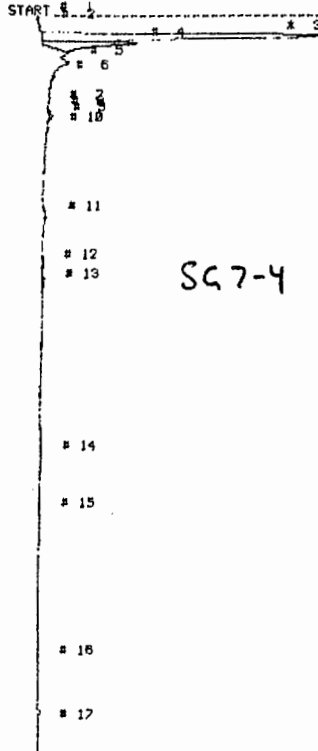
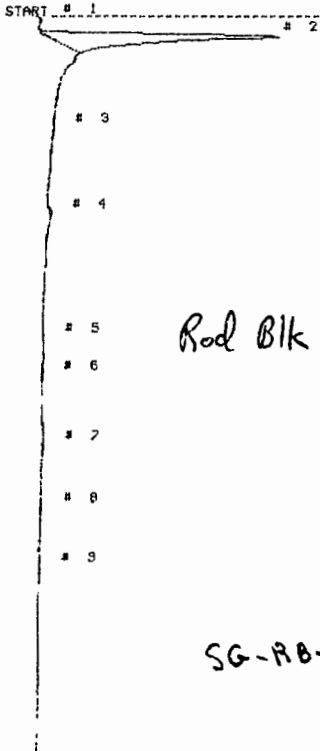
CLIENT _____ JOB NO. _____ SHEET 13 OF 13

SUBJECT _____ DATE 9-23-95

PHOTOVAC

PHOTOVAC

PHOTOVAC



STOP # 600.0
 SAMPLE LIBRARY 1 SEP 23 95 16:42
 ANALYSIS # 46 SG-RB-3
 INTERNAL TEMP 28 1.0 ML
 GAIN 20 SYR H

STOP # 600.0
 SAMPLE LIBRARY 1 SEP 23 95 16:56
 ANALYSIS # 47 SG7-4
 INTERNAL TEMP 28 0.5 ML
 GAIN 20 SYR D

STOP # 555.2
 SAMPLE LIBRARY 1 SEP 23 95 17: 7
 ANALYSIS # 48 20 PPM STD
 INTERNAL TEMP 27 0.1 ML
 GAIN 20 SYR A

COMPOUND NAME	PEAK	R. T.	AREA/PPM
UNKNOWN	2	17.4	5.1 US w 5.1
UNKNOWN	4	180.7	33.5 mUS

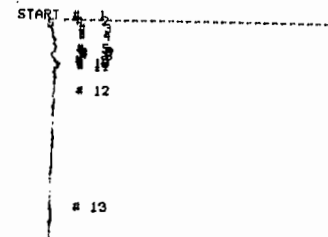
5.1 vs
 0.003

COMPOUND NAME	PEAK	R. T.	AREA/PPM
UNKNOWN	3	16.7	4.5 US w 5.7
UNKNOWN	4	22.7	1.2 US w
UNKNOWN	9	82.5	27.6 mUS
UNKNOWN	11	182.8	25.3 mUS
UNKNOWN	13	218.9	40.8 mUS
UNKNOWN	14	358.1	28.0 mUS
UNKNOWN	17	577.1	56.8 mUS

COMPOUND NAME	PEAK	R. T.	AREA/PPM
UNKNOWN	5	86.6	12.6 US
UNKNOWN	6	159.8	9.9 US
UNKNOWN	8	372.6	7.2 US
UNKNOWN	9	486.2	14.5 US
UNKNOWN	10	489.6	6.5 US

5.9 vs
 1 ml equivalent = 11.8 vs
 0.2 vs


PHOTOVAC



STOP # 183.6
 SAMPLE LIBRARY 1 SEP 23 95 17:12
 ANALYSIS # 49 SYR BLK
 INTERNAL TEMP 30 0.5 ML
 GAIN 20 SYR N

COMPOUND NAME	PEAK	R. T.	AREA/PPM
UNKNOWN	1	5.4	35.8 mUS

End of Day



CLIENT ACOE

JOB NO. _____ SHEET 1 OF 14

SUBJECT Soil Gas Survey - SEAD 25

BY KKS DATE 9-24-95

PHOTOVAC

PHOTOVAC

PHOTOVAC

SEP 23 95 17:15
FIELD: 30
POWER: 36

SAMPLE	8.0	10.0
CAL	0.0	0.0
EVENT 3	10.0	120.0
EVENT 4	0.0	0.0
EVENT 5	10.0	120.0
EVENT 6	0.0	0.0
EVENT 7	0.0	0.0
EVENT 8	0.0	0.0

Flow - 9
Ambient Temp - 26°C
Analysis Time - 600 sec

START _____

2

3

STOP # 245.3

SAMPLE LIBRARY 1 SEP 23 95 17:30
ANALYSIS # 2 SYR BLK
INTERNAL TEMP 19 0.5 ML
GAIN 10 SYR L

COMPOUND NAME PEAK R.T. AREA/PPM

START _____

1

2

STOP # 271.9

SAMPLE LIBRARY 1 SEP 24 95 0:52
ANALYSIS # 5 SYR BLK
INTERNAL TEMP 22 0.5 ML
GAIN 10 SYR H

COMPOUND NAME PEAK R.T. AREA/PPM

PHOTOVAC

PHOTOVAC

PHOTOVAC

START _____

1

STOP # 491.8

SAMPLE LIBRARY 1 SEP 23 95 17:25
ANALYSIS # 1 SYR BLK
INTERNAL TEMP 16 0.5 ML
GAIN 10 SYR H

OFFSET 0.0 mV
CHART SPEED 1 cm/Min
SLOPE SENS. 4 10 4 mV/Sec
WINDOW +/- 1 Percent
MINIMUM AREA 20 mVSec
TIMER DELAY 10.0 Sec
ANALYSIS TIME 600.0 Sec
CYCLE TIME 0 Min

COMPOUND NAME PEAK R.T. AREA/PPM

UNKNOWN 1 38.0 40.8 mV

START _____

1

2

STOP # 387.2

SAMPLE LIBRARY 1 SEP 23 95 17:37
ANALYSIS # 3 SYR BLK
INTERNAL TEMP 19 0.5 ML
GAIN 10 SYR L

COMPOUND NAME PEAK R.T. AREA/PPM

START _____

1

2

STOP # 413.8

SAMPLE LIBRARY 1 SEP 24 95 0:59
ANALYSIS # 6 SYR BLK
INTERNAL TEMP 22 0.5 ML
GAIN 10 SYR F

COMPOUND NAME PEAK R.T. AREA/PPM

PHOTOVAC

START _____

STOP # 199.4

SAMPLE LIBRARY 1 SEP 24 95 0:47
ANALYSIS # 4 SYR BLK
INTERNAL TEMP 22 0.5 ML
GAIN 10 SYR K

COMPOUND NAME PEAK R.T. AREA/PPM

CLIENT _____

JOB NO. _____ SHEET 2 OF 14


BY KKS DATE 9-24-95

CKD. PHOTOVAC

PHOTOVAC

PHOTOVAC

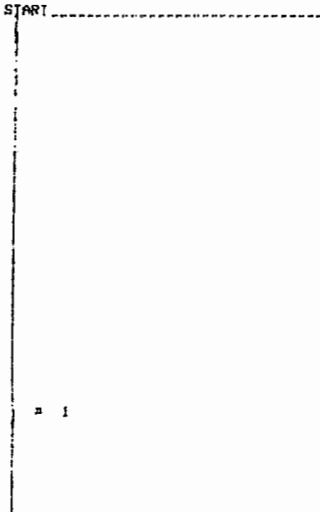
PHOTOVAC



STOP # 272.8
 SAMPLE LIBRARY 1 SEP 24 95 9:4
 ANALYSIS # 7 SYR BLK
 INTERNAL TEMP 23 0.5 ML
 GAIN 10 SYR J


COMPOUND NAME PEAK R.T. AREA/PPM

PHOTOVAC



STOP # 407.2
 SAMPLE LIBRARY 1 SEP 24 95 9:11
 ANALYSIS # 8 SYR BLK
 INTERNAL TEMP 23 0.5 ML
 GAIN 10 SYR G


COMPOUND NAME PEAK R.T. AREA/PPM



STOP # 325.9
 SAMPLE LIBRARY 1 SEP 24 95 9:16
 ANALYSIS # 9 SYR BLK
 INTERNAL TEMP 24 0.5 ML
 GAIN 10 SYR G


COMPOUND NAME PEAK R.T. AREA/PPM

PHOTOVAC



STOP # 515.4
 SAMPLE LIBRARY 1 SEP 24 95 9:25
 ANALYSIS # 10 SYR BLK
 INTERNAL TEMP 24 0.5 ML
 GAIN 10 SYR A

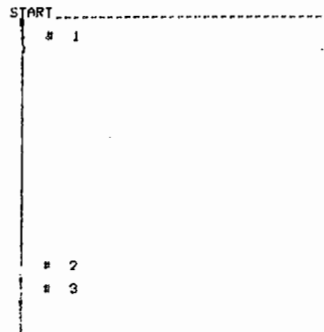
COMPOUND NAME PEAK R.T. AREA/PPM



STOP # 154.1
 SAMPLE LIBRARY 1 SEP 24 95 9:28
 ANALYSIS # 11 SYR BLK
 INTERNAL TEMP 27 0.5 ML
 GAIN 10 SYR D

COMPOUND NAME PEAK R.T. AREA/PPM


PHOTOVAC



STOP # 267.5
 SAMPLE LIBRARY 1 SEP 24 95 9:33
 ANALYSIS # 12 SYR BLK
 INTERNAL TEMP 26 0.25ML
 GAIN 10 SYR S

COMPOUND NAME PEAK R.T. AREA/PPM

PHOTOVAC



STOP # 265.4
 SAMPLE LIBRARY 1 SEP 24 95 9:38
 ANALYSIS # 13 SYR BLK
 INTERNAL TEMP 26 0.5ML
 GAIN 10 SYR B

COMPOUND NAME PEAK R.T. AREA/PPM

CLIENT _____

JOB NO. _____ SHEET 3 OF 14


SUBJECT _____

KKS/ppm DATE 9-24-95

PHOTOVAC

PHOTOVAC

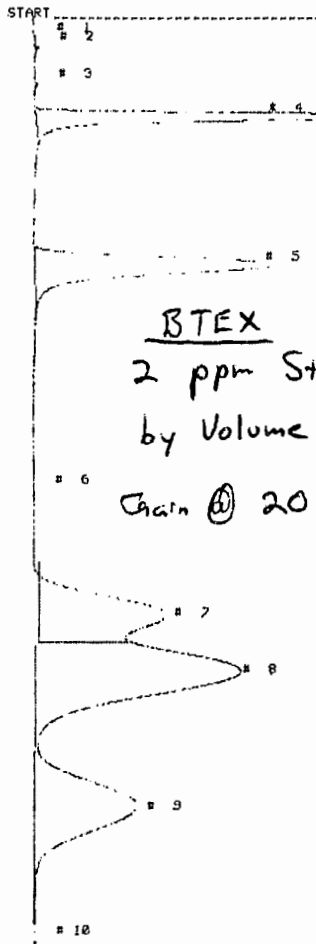
PHOTOVAC



STOP # 349.1
 SAMPLE LIBRARY 1 SEP 24 95 9:44
 ANALYSIS # 14 SYR-VESSEL BLK
 INTERNAL TEMP 26 1.0 ML
 GAIN 10 SYR R

COMPOUND NAME	PEAK	R.T.	AREA/PPM
UNKNOWN	1	216.5	62.2 μS
UNKNOWN	3	246.8	32.9 μS


- Flow @ 9
- Ambient temp 28°C
- Gain @ 20
- New septum
- Blew out injection port
- Column may be cool than 26°C, extending Analysis time to 800 sec.



BTEX
 2 ppm Std
 by Volume
 Gain @ 20

STOP # 756.9
 SAMPLE LIBRARY 1 SEP 24 95 10:2
 ANALYSIS # 15 20 PPM STD
 INTERNAL TEMP 24 0.1 ML
 GAIN 20 SYR 9

COMPOUND NAME	PEAK	R.T.	AREA/PPM
UNKNOWN	4	78.7	12.9 US
UNKNOWN	5	203.3	12.8 US
UNKNOWN	7	492.3	14.9 US
UNKNOWN	8	539.1	29.5 US
UNKNOWN	9	650.8	15.8 US




BTEX
 5 ppm Std.
 by Volume
 Gain @ 20

STOP # 768.2
 SAMPLE LIBRARY 1 SEP 24 95 10:15
 ANALYSIS # 16 20 PPM STD
 INTERNAL TEMP 24 0.25 ML
 GAIN 20 SYR 9

COMPOUND NAME	PEAK	R.T.	AREA/PPM
UNKNOWN	2	23.8	30.6 μS
UNKNOWN	6	78.4	26.6 US
UNKNOWN	7	196.9	38.0 US
UNKNOWN	8	478.8	26.7 US
UNKNOWN	9	521.0	171.2 US
UNKNOWN	10	633.2	31.1 US

Column is slowly warming up - retention times decreasing although ambient temp remains, @ 27-29°C



SOIL GAS CALIBRATION DATA FOR MIXED BTEX STANDARDS

ENGINEERING-SCIENCE	CLIENT: <i>ACOF</i>	DATE: <i>9/24/95</i>
PROJECT: <i>Remedial Investigation</i>	Operator:	
LOCATION: <i>SEAP-25</i>		

Instrument Spec:

Type of GC: *Photovac*

Column Type: _____

Chart Speed: _____

Gain: _____

Sensitivity: _____

Gas Flow Rate: _____

Tank Pressure: _____

Standard: <i>2 PPM</i>	Comments:
Concentration: <i>20 PPM</i> Tedlar or <u>Glass Bulb</u>	
Inj. volume: <i>0.1 ml</i>	
Analysis #: <i>15</i>	
Time: <i>10:02</i>	

Analyte:	Actual Std. Conc.(ppmV)	x	Injection Vol.(ml)	=	Normalized Conc.(ppmV)	Area (vs)	Retention Time (sec.)	Response Factor	Delta RF
Benzene	<i>20.0</i>		<i>0.1</i>		<i>2.00</i>	<i>12.9</i>	<i>79.7</i>	<i>0.16</i>	
Toluene	<i>20.0</i>		<i>0.1</i>		<i>2.00</i>	<i>18.8</i>	<i>202.3</i>	<i>0.16</i>	
Ethylbenzene	<i>20.16</i>		<i>0.1</i>		<i>2.02</i>	<i>14.9</i>	<i>492.3</i>	<i>0.14</i>	
O-Xylenes	<i>20.12</i>		<i>0.1</i>		<i>2.00</i>	14.9 <i>29.5</i>	<i>521.1</i>	<i>0.07</i>	
M-Xylenes	<i>20.12</i>		<i>0.1</i>		<i>2.00</i>	<i>29.5</i>	<i>539.1</i>	<i>0.07</i>	
P-Xylenes	<i>20.4</i>		<i>0.1</i>		<i>2.04</i>	<i>15.8</i>	<i>650.8</i>	<i>0.13</i>	

Notes: RF = Conc. ÷ Area (vs) ; Actual Std. Conc. is to be obtained from analysis of gas standard ; Conc. normalized to 1 ml injection.

Standard: <i>5 PPM</i>	Comments:
Concentration: <i>20 PPM</i> Tedlar or <u>Glass Bulb</u>	
Inj. volume: <i>0.25 ml</i>	
Analysis #: <i>16</i>	
Time: <i>10:15</i>	


Analyte:	Actual Std. Conc.(ppmV)	x	Injection Vol.(ml)	=	Normalized Conc.(ppmV)	Area (vs)	Retention Time (sec.)	Response Factor	Delta RF
Benzene	<i>20.6</i>		<i>0.25</i>		<i>5.15</i>	<i>26.6</i>	<i>78.4</i>	<i>0.19</i>	
Toluene	<i>20.0</i>		<i>0.25</i>		<i>5.0</i>	<i>38.0</i>	<i>196.9</i>	<i>0.12</i>	
Ethylbenzene	<i>20.16</i>		<i>0.25</i>		<i>5.04</i>	<i>26.7</i>	<i>428.8</i>	<i>0.19</i>	
O-Xylenes	<i>20.12</i>		<i>0.25</i>		<i>5.03</i>	<i>101.2</i>	<i>521.0</i>	<i>0.05</i>	
M-Xylenes	<i>20.12</i>		<i>0.25</i>		<i>5.03</i>	<i>101.2</i>	<i>521.0</i>	<i>0.05</i>	
P-Xylenes	<i>20.4</i>		<i>0.25</i>		<i>5.1</i>	<i>31.1</i>	<i>633.2</i>	<i>0.16</i>	

Notes: RF = Conc. ÷ Area (vs) ; Actual Std. Conc. is to be obtained from analysis of gas standard ; Conc. normalized to 1 ml injection.

Standard: _____	Comments:
Concentration: _____ Tedlar or Glass Bulb	
Inj. volume: _____	
Analysis #: _____	
Time: _____	

Analyte:	Actual Std. Conc.(ppmV)	x	Injection Vol.(ml)	=	Normalized Conc.(ppmV)	Area (vs)	Retention Time (sec.)	Response Factor	Delta RF
Benzene									
Toluene									
Ethylbenzene									
O-Xylenes									
M-Xylenes									
P-Xylenes									

Notes: RF = Conc. ÷ Area (vs) ; Actual Std. Conc. is to be obtained from analysis of gas standard ; Conc. normalized to 1 ml injection.




CLIENT _____ JOB NO. _____ SHEET 4 OF 14

BY KKS/PPM DATE 9-24-95

PHOTOVAC


PHOTOVAC

PHOTOVAC



STOP # 687.9
 SAMPLE LIBRARY 1 SEP 24 95 10:39
 ANALYSIS # 17 20 PPM STD
 INTERNAL TEMP 24 0.25 ML
 GAIN 10 SYR 9

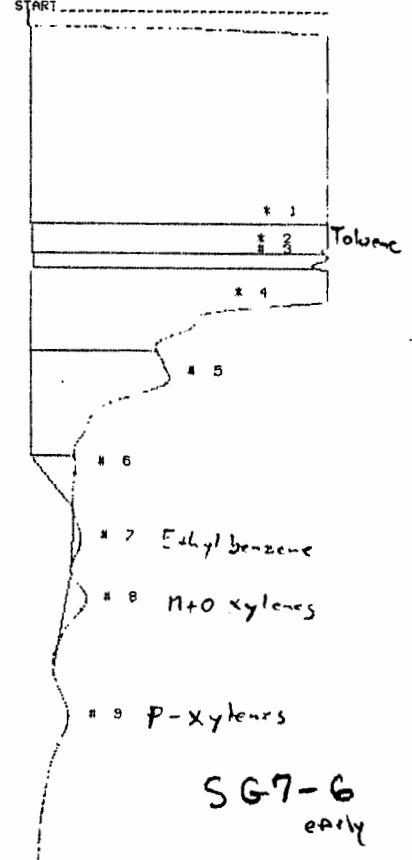
COMPOUND NAME	PEAK	R.T.	AREA/PPM
UNKNOWN	3	77.1	11.5 US
UNKNOWN	4	192.9	11.3 US
UNKNOWN	6	461.2	12.2 US
UNKNOWN	7	504.9	25.7 US
UNKNOWN	8	609.0	14.6 US



STOP # 700.0
 SAMPLE LIBRARY 1 SEP 24 95 10:52
 ANALYSIS # 18 SG7-5
 INTERNAL TEMP 25 0.5 ML
 GAIN 20 SYR K

COMPOUND NAME	PEAK	R.T.	AREA/PPM
UNKNOWN	1	16.8	1.5 US X2W
UNKNOWN	2	23.7	513.1 mUS X1
UNKNOWN	9	443.6	177.8 mUS X2

Handwritten calculations:
 $1.5 \times 2 = 3.0$
 2.2 vs
 $1 \text{ ml equivalent} = 4.4 \text{ vs}$
1.4 vs



STOP # 700.0
 SAMPLE LIBRARY 1 SEP 24 95 11:06
 ANALYSIS # 19 SG7-6 EARLY
 INTERNAL TEMP 25 0.25 ML
 GAIN 10 SYR K

COMPOUND NAME	PEAK	R.T.	AREA/PPM
UNKNOWN	1	94.3	1.5 KUS
UNKNOWN	2	183.3	23.5 US
UNKNOWN	3	202.1	11.8 US
UNKNOWN	4	223.7	56.7 US
UNKNOWN	5	380.5	26.2 US
UNKNOWN	6	374.0	3.1 US
UNKNOWN	7	434.0	806.7 mUS
UNKNOWN	8	484.2	2.0 US

SG7-6 (Initial Sample)
 OUM-580 - 167 ppm




CLIENT _____ JOB NO. _____ SHEET 6 OF 14

SUBJECT _____ BY KKS/PPM DATE 9-24-95

PHOTOVAC

PHOTOVAC

PHOTOVAC



STOP # 629.7
 SAMPLE LIBRARY 1 SEP 24 95 12:11
 ANALYSIS # 25 SG7-7 LATE
 INTERNAL TEMP 27 1.0 ML
 GAIN 10 SYR L

STOP # 551.2
 SAMPLE LIBRARY 1 SEP 24 95 12:20
 ANALYSIS # 26 SYR BLK
 INTERNAL TEMP 27 0.5 ML
 GAIN 10 SYR L

STOP # 448.5
 SAMPLE LIBRARY 1 SEP 24 95 12:28
 ANALYSIS # 27 SG7-7
 INTERNAL TEMP 28 1.0 ML
 GAIN 10 SYR M

COMPOUND NAME	PEAK	R.T.	AREA/PPM
UNKNOWN	1	16.5	9.6 USW
UNKNOWN	5	169.4	78.5 μS
UNKNOWN	7	298.8	23.5 μS
UNKNOWN	9	385.2	75.2 μS

COMPOUND NAME	PEAK	R.T.	AREA/PPM
UNKNOWN	5	215.7	24.8 μS
UNKNOWN	8	373.3	35.8 μS


COMPOUND NAME	PEAK	R.T.	AREA/PPM
UNKNOWN	1	16.5	12.3 US
UNKNOWN	2	37.6	112.7 μS
UNKNOWN	5	82.7	223.2 μS
UNKNOWN	7	182.2	44.3 μS
UNKNOWN	8	284.9	77.3 μS
UNKNOWN	9	381.4	24.0 μS

9.815

Gain 20 equiv = 19.6

0.4 vs

PHOTOVAC



STOP # 434.2
 SAMPLE LIBRARY 1 SEP 24 95 12:36
 ANALYSIS # 28 SYR BLK
 INTERNAL TEMP 28 1.0 ML
 GAIN 10 SYR M

COMPOUND NAME	PEAK	R.T.	AREA/PPM
UNKNOWN	3	284.5	27.1 μS
UNKNOWN	6	384.9	36.5 μS
UNKNOWN	7	385.2	54.9 μS
UNKNOWN	8	396.4	33.5 μS

CLIENT _____

JOB NO. _____ SHEET 7 OF 14

SUBJECT _____

BY KKS/PM DATE 9-24-95

PHOTOVAC


PHOTOVAC

PHOTOVAC

START # 1

START # 1

START # 1



SG7-8

STOP # 800.0
 SAMPLE LIBRARY 1 SEP 24 95 12:49
 ANALYSIS # 29 SG7-8
 INTERNAL TEMP 27 1.0 ML
 GAIN 20 SYR J

COMPOUND NAME	PEAK	R.T.	AREA/PPM
UNKNOWN	2	18.2	18.3 US W 19
UNKNOWN	4	158.3	310.0 mUS W 19
UNKNOWN	5	200.5	52.8 mUS
UNKNOWN	7	353.9	305.4 mUS
UNKNOWN	8	426.0	123.4 mUS
UNKNOWN	11	650.8	517.9 mUS


19.6 vs
 0.6 vs

STOP # 137.0
 SAMPLE LIBRARY 1 SEP 24 95 12:54
 ANALYSIS # 30 SYR BLK
 INTERNAL TEMP 30 1.0 ML
 GAIN 20 SYR J

COMPOUND NAME	PEAK	R.T.	AREA/PPM
UNKNOWN	2	17.5	76.8 mUS

PHOTOVAC

START # 1



SG7-9

STOP # 658.5
 SAMPLE LIBRARY 1 SEP 24 95 13: 5
 ANALYSIS # 31 SG7-9
 INTERNAL TEMP 28 1.0 ML
 GAIN 20 SYR F

COMPOUND NAME	PEAK	R.T.	AREA/PPM
UNKNOWN	2	16.7	12.8 US W 13
UNKNOWN	4	158.0	113.6 mUS W 13
UNKNOWN	5	197.3	66.2 mUS
UNKNOWN	6	346.1	24.9 mUS

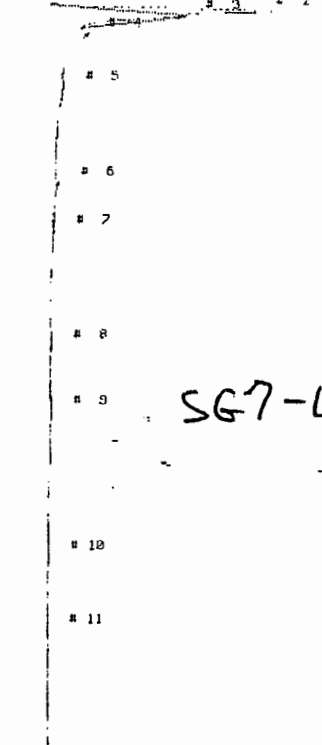
13.0 vs

STOP # 166.0
 SAMPLE LIBRARY 1 SEP 24 95 13: 9
 ANALYSIS # 32 SYR BLK
 INTERNAL TEMP 31 1.0 ML
 GAIN 20 SYR F

COMPOUND NAME PEAK R.T. AREA/PPM

PHOTOVAC

START # 1



SG7-10


STOP # 822.9
 SAMPLE LIBRARY 1 SEP 24 95 13:20
 ANALYSIS # 33 SG7-10
 INTERNAL TEMP 28 1.0 ML
 GAIN 20 SYR G

COMPOUND NAME	PEAK	R.T.	AREA/PPM
UNKNOWN	2	16.7	1.7 US W 17
UNKNOWN	4	36.1	22.7 mUS W 17
UNKNOWN	6	157.7	23.5 mUS
UNKNOWN	7	196.5	33.1 mUS
UNKNOWN	9	344.9	36.8 mUS

1.8 vs
 0.1 vs

CLIENT _____ JOB NO. _____ SHEET 5 OF 14
 SUBJECT _____ BY KKS/PPM DATE 9-24-95

PHOTOVAC




STOP # 800.0
 SAMPLE LIBRARY 1 SEP 24 95 11:23
 ANALYSIS # 20 SYR BLK
 INTERNAL TEMP 25 0.25 ML
 GAIN 10 SYR A

COMPOUND NAME	PEAK	R.T.	AREA/PPM
UNKNOWN	1	18.8	1.5 US X4
UNKNOWN	2	132.9	8.5 KUS X4
UNKNOWN	3	252.3	17.3 US X4
UNKNOWN	4	286.3	46.8 US X4
UNKNOWN	5	367.0	11.0 US X4
UNKNOWN	6	431.6	15.6 US X4 - 62.4
UNKNOWN	7	474.8	25.2 US X4 - 100.8
UNKNOWN	8	572.1	24.6 US X4 - 98.4
UNKNOWN	9	735.4	2.6 US X4

SG7-6(Dup)
 OVM-580 - 210 ppm } 8544.6 VS

1 ml equiv. = 34,578.4 VS
 Gain 20 equiv =

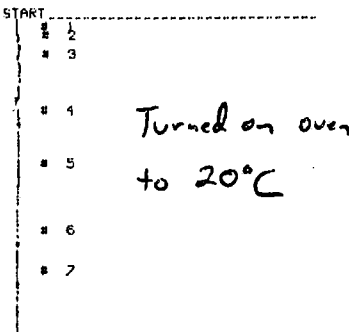
PHOTOVAC



STOP # 672.9
 SAMPLE LIBRARY 1 SEP 24 95 11:35
 ANALYSIS # 21 20 PPM STD
 INTERNAL TEMP 25 0.25 ML
 GAIN 10 SYR S

COMPOUND NAME	PEAK	R.T.	AREA/PPM
UNKNOWN	4	72.7	12.6 US
UNKNOWN	5	179.3	11.8 US
UNKNOWN	7	427.6	11.4 US
UNKNOWN	8	466.8	25.0 US
UNKNOWN	9	563.1	13.7 US


PHOTOVAC



STOP # 268.6
 SAMPLE LIBRARY 1 SEP 24 95 11:43
 ANALYSIS # 22 SYR BLK
 INTERNAL TEMP 28 0.5 ML
 GAIN 10 SYR T

COMPOUND NAME	PEAK	R.T.	AREA/PPM
---------------	------	------	----------


PHOTOVAC



STOP # 699.6
 SAMPLE LIBRARY 1 SEP 24 95 11:54
 ANALYSIS # 23 SYR BLK
 INTERNAL TEMP 27 0.5 ML
 GAIN 10 SYR T

COMPOUND NAME	PEAK	R.T.	AREA/PPM
---------------	------	------	----------

PHOTOVAC




STOP # 232.5
 SAMPLE LIBRARY 1 SEP 24 95 12:0
 ANALYSIS # 24 SYR BLK
 INTERNAL TEMP 28 0.5 ML
 GAIN 10 SYR A

COMPOUND NAME	PEAK	R.T.	AREA/PPM
---------------	------	------	----------


CLIENT _____ JOB NO. _____ SHEET 8 OF 14

SUBJECT PHOTOVAC BY KES PHOTOVAC




STOP # 475.9
 SAMPLE LIBRARY 1 SEP 24 95 13:28
 ANALYSIS # 34 SYR BLK
 INTERNAL TEMP 20 1.0 ML
 GAIN 20 SYR G

COMPOUND NAME	PEAK	R.T.	AREA/PPM
UNKNOWN	2	92.9	238.6 mUS
UNKNOWN	4	946.7	57.8 mUS



STOP # 377.1
 SAMPLE LIBRARY 1 SEP 24 95 13:39
 ANALYSIS # 35 20 PPM STD
 INTERNAL TEMP 20 0.25 ML
 GAIN 20 SYR G

COMPOUND NAME	PEAK	R.T.	AREA/PPM
UNKNOWN	4	44.9	22.1 mUS
UNKNOWN	5	65.1	25.5 US
UNKNOWN	6	153.3	33.6 US
UNKNOWN	8	355.7	18.1 US
UNKNOWN	9	385.6	62.1 US
UNKNOWN	10	466.8	22.7 US



STOP # 625.0
 SAMPLE LIBRARY 1 SEP 24 95 13:55
 ANALYSIS # 36 SG7-11
 INTERNAL TEMP 20 1.0 ML
 GAIN 20 SYR E

COMPOUND NAME	PEAK	R.T.	AREA/PPM
UNKNOWN	2	17.3	4.9 US <u>4.9</u>
UNKNOWN	5	157.1	24.6 mUS

4.9 vs
10.0 vs

Ambient Temp : 28°C
 Oven setting : 20°C
 Flow : 8 ml/min
 Analysis Time : 600 sec.
 Gain : 20


CLIENT _____ JOB NO. _____ SHEET 9 OF 14

SUBJECT _____ BY KKS / PFM DATE 9-24-15

PHOTOVAC

PHOTOVAC


PHOTOVAC



STOP # 347.2
 SAMPLE LIBRARY 1 SEP 24 95 14:1
 ANALYSIS # 37 SYR BLK
 INTERNAL TEMP 20 1.0ML
 GAIN 20 SYR E

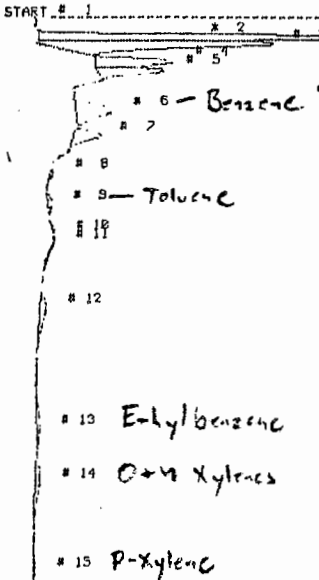
COMPOUND NAME	PEAK	R.T.	AREA/PPM
UNKNOWN	3	16.8	45.5 μS

PHOTOVAC



STOP # 625.0
 SAMPLE LIBRARY 1 SEP 24 95 14:12
 ANALYSIS # 38 SG7-11
 INTERNAL TEMP 29 1.0ML
 GAIN 20 SYR H

COMPOUND NAME	PEAK	R.T.	AREA/PPM
UNKNOWN	2	16.8	10.7 μS
UNKNOWN	3	35.7	26.0 μS
UNKNOWN	6	152.0	150.2 μS



STOP # 600.0
 SAMPLE LIBRARY 1 SEP 24 95 14:123
 ANALYSIS # 39 SG6-10
 INTERNAL TEMP 29 1.0ML
 GAIN 20 SYR T

COMPOUND NAME	PEAK	R.T.	AREA/PPM
UNKNOWN	2	16.4	6.7 μS W 6.7
UNKNOWN	3	22.3	4.7 μS
UNKNOWN	4	37.0	1.6 μS
UNKNOWN	5	44.5	1.2 μS
UNKNOWN	6	77.7	1.6 μS
UNKNOWN	7	97.9	712.4 μS
UNKNOWN	8	128.6	42.7 μS
UNKNOWN	9	153.8	102.5 μS
UNKNOWN	10	177.8	44.9 μS
UNKNOWN	12	238.1	459.1 μS
UNKNOWN	13	336.5	278.9 μS
UNKNOWN	14	378.9	298.1 μS
UNKNOWN	15	452.4	105.7 μS

SG8-10

SG8-11

17.8 vs
 11.1 vs

11.1 vs
 10.8
 0.3 vs

CLIENT _____ JOB NO. _____ SHEET 10 OF 14

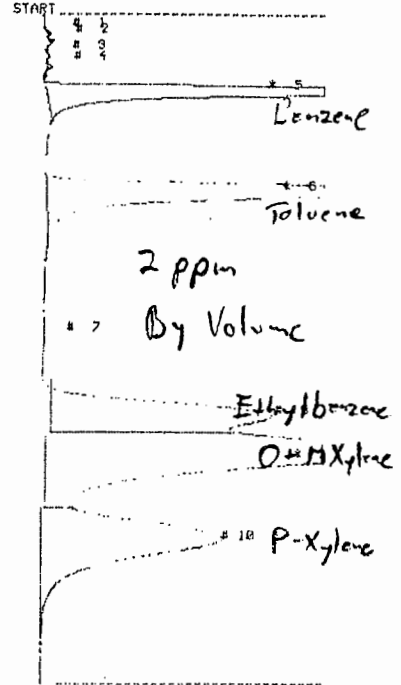


SUBJECT

BY KKS/PFH DATE 9-24-95

PHOTOVAC

PHOTOVAC

PHOTOVAC



STOP @ 560.2
 SAMPLE LIBRARY 1 SEP 24 95 14:38
 ANALYSIS # 41 SGB-9
 INTERNAL TEMP 30 1.0ML
 GAIN 20 SYR K

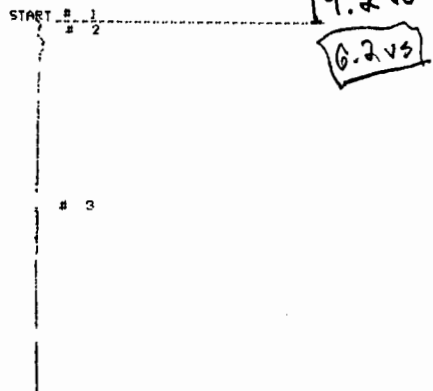
STOP @ 550.7
 SAMPLE LIBRARY 1 SEP 24 95 15:0
 ANALYSIS # 43 SGB-8
 INTERNAL TEMP 30 0.5 ML
 GAIN 20 SYR A

STOP @ 543.7
 SAMPLE LIBRARY 1 SEP 24 95 15:0
 ANALYSIS # 44 20 PPM STD
 INTERNAL TEMP 30 0.25 ML
 GAIN 22 SYR 9

COMPOUND NAME	PEAK	R.T.	AREA/PPM
UNKNOWN	2	16.4	13.0 US W 13
UNKNOWN	3	36.5	547.5 mUS
UNKNOWN	5	77.3	390.2 mUS
UNKNOWN	6	37.1	127.4 mUS
UNKNOWN	7	103.9	124.5 mUS
UNKNOWN	8	126.8	21.5 mUS
UNKNOWN	9	150.2	139.4 mUS
UNKNOWN	10	183.7	401.7 mUS
UNKNOWN	11	235.7	46.2 mUS
UNKNOWN	13	345.7	73.7 mUS
UNKNOWN	14	376.1	2.6 US
UNKNOWN	15	450.8	2.1 US

COMPOUND NAME	PEAK	R.T.	AREA/PPM
UNKNOWN	2	16.5	2.4 US W
UNKNOWN	3	22.3	2.0 US
UNKNOWN	4	35.7	272.7 mUS
UNKNOWN	6	44.3	643.6 mUS
UNKNOWN	7	63.1	56.2 mUS
UNKNOWN	8	75.5	580.2 mUS
UNKNOWN	9	77.1	921.1 mUS
UNKNOWN	10	95.7	1.1 US
UNKNOWN	11	125.9	212.1 mUS
UNKNOWN	12	146.0	319.0 mUS
UNKNOWN	13	171.2	273.3 mUS
UNKNOWN	14	176.9	376.8 mUS
UNKNOWN	15	228.9	789.0 mUS
UNKNOWN	16	332.3	183.9 mUS
UNKNOWN	17	364.2	1.3 US
UNKNOWN	18	435.6	904.5 mUS

COMPOUND NAME	PEAK	R.T.	AREA/PPM
UNKNOWN	4	43.3	22.5 mUS
UNKNOWN	5	62.3	20.1 US
UNKNOWN	6	144.3	31.1 US
UNKNOWN	8	330.5	17.1 US
UNKNOWN	9	552.6	54.2 US
UNKNOWN	10	431.6	28.5 US



12.5 vs
 1 ml equivalent = 25.1 ev
 20.3 ev

STOP @ 303.5
 SAMPLE LIBRARY 1 SEP 24 95 14:50
 ANALYSIS # 42 SYR BLK
 INTERNAL TEMP 30 1.0ML
 GAIN 20 SYR K

COMPOUND NAME	PEAK	R.T.	AREA/PPM
UNKNOWN	2	16.7	27.8 mUS


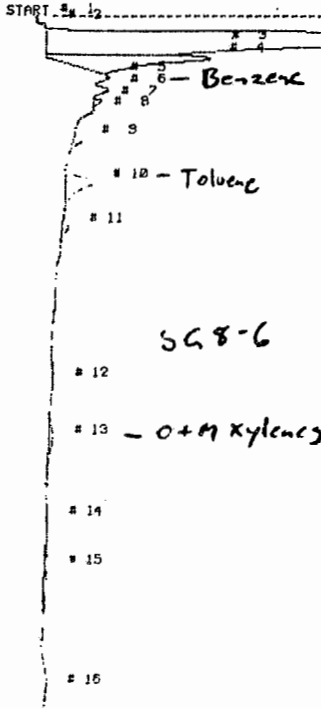

CLIENT _____ JOB NO. _____ SHEET 4 OF 14

SUBJECT _____ BY _____ DATE 9-24-95

PHOTOVAC

PHOTOVAC

PHOTOVAC



STOP @ 570.0
 SAMPLE LIBRARY 1 SEP 24 95 15:19
 ANALYSIS # 45 S68-7
 INTERNAL TEMP 30 1.0ML
 GAIN 20 SYR N

STOP @ 600.0
 SAMPLE LIBRARY 1 SEP 24 95 15:29
 ANALYSIS # 46 S68-6
 INTERNAL TEMP 30 1.0ML
 GAIN 20 SYR L

STOP @ 600.0
 SAMPLE LIBRARY 1 SEP 24 95 15:42
 ANALYSIS # 47 S68-4
 INTERNAL TEMP 30 1.0ML
 GAIN 20 SYR T

COMPOUND NAME	PEAK	R.T.	AREA/PPM
UNKNOWN	1	16.9	3.6 US W
UNKNOWN	2	21.5	4.6 US
UNKNOWN	3	35.9	525.2 mUS
UNKNOWN	5	75.8	232.5 mUS
UNKNOWN	6	84.7	51.8 mUS
UNKNOWN	7	100.1	56.7 mUS
UNKNOWN	8	144.8	181.7 mUS
UNKNOWN	9	181.3	360.3 mUS
UNKNOWN	10	200.1	37.6 mUS
UNKNOWN	12	308.3	110.8 mUS
UNKNOWN	13	353.9	306.0 mUS
UNKNOWN	14	419.8	76.7 mUS
UNKNOWN	15	459.6	308.2 mUS

COMPOUND NAME	PEAK	R.T.	AREA/PPM
UNKNOWN	2	8.1	26.2 mUS
UNKNOWN	3	19.3	43.4 US W
UNKNOWN	4	34.8	4.1 US
UNKNOWN	6	59.7	248.8 mUS
UNKNOWN	7	73.7	137.1 mUS
UNKNOWN	8	81.3	52.7 mUS
UNKNOWN	9	105.1	228.3 mUS
UNKNOWN	10	142.3	1.1 US
UNKNOWN	11	176.6	199.5 mUS
UNKNOWN	12	301.1	22.4 mUS
UNKNOWN	13	348.5	335.8 mUS
UNKNOWN	15	454.0	137.3 mUS

COMPOUND NAME	PEAK	R.T.	AREA/PPM
UNKNOWN	2	16.7	22.9 US W 22.9
UNKNOWN	3	35.1	107.5 mUS
UNKNOWN	5	72.9	298.6 mUS
UNKNOWN	6	81.4	197.0 mUS
UNKNOWN	7	148.0	316.6 mUS
UNKNOWN	11	302.3	26.0 mUS

16.5 vs
 6.9 vs

50.0 vs
 6.6 vs

23.9 vs
 1.0 vs

CLIENT _____

JOB NO. _____

SHEET 12 OF 14

SUBJECT


PHOTOVAC

PHOTOVAC

PHOTOVAC

BY _____


DATE 9/24/95



STOP # 239.7
 SAMPLE LIBRARY 1 SEP 24 95 15:50
 ANALYSIS # 48 SYR BLK
 INTERNAL TEMP 30 1.0ML
 GAIN 20 SYR L


COMPOUND NAME PEAK R.T. AREA/PPM

PHOTOVAC



STOP # 243.7
 SAMPLE LIBRARY 1 SEP 24 95 15:54
 ANALYSIS # 49 SYR BLK
 INTERNAL TEMP 32 1.0ML
 GAIN 20 SYR L


COMPOUND NAME PEAK R.T. AREA/PPM



STOP # 423.2
 SAMPLE LIBRARY 1 SEP 24 95 16:1
 ANALYSIS # 50 SYR BLK
 INTERNAL TEMP 31 1.0ML
 GAIN 50 SYR T

COMPOUND NAME PEAK R.T. AREA/PPM

COMPOUND NAME	PEAK	R.T.	AREA/PPM
UNKNOWN	4	141.5	54.9 mUS
UNKNOWN	5	326.3	85.0 mUS
UNKNOWN	6	352.7	229.8 mUS



STOP # 600.0
 SAMPLE LIBRARY 1 SEP 24 95 16:15
 ANALYSIS # 51 SOIL HDSPF
 INTERNAL TEMP 30 0.1
 GAIN 50 SYR B

SEAD-26

COMPOUND NAME PEAK R.T. AREA/PPM

COMPOUND NAME	PEAK	R.T.	AREA/PPM
UNKNOWN	2	714.9	46.9 mUS
UNKNOWN	3	17.8	34.9 mUS
UNKNOWN	4	21.8	444.5 mUS
UNKNOWN	5	27.8	68.4 mUS
UNKNOWN	6	35.0	93.8 mUS
UNKNOWN	9	51.8	798.1 mUS
UNKNOWN	10	61.9	1.0 US
UNKNOWN	11	65.5	857.2 mUS
UNKNOWN	12	72.5	947.0 mUS
UNKNOWN	13	76.7	439.0 mUS
UNKNOWN	14	82.5	1.0 US
UNKNOWN	15	93.3	601.5 mUS
UNKNOWN	16	107.5	7.1 US
UNKNOWN	17	128.6	1.7 US
UNKNOWN	18	138.7	1.9 US
UNKNOWN	19	174.5	14.5 US
UNKNOWN	20	202.9	7.1 US
UNKNOWN	21	218.5	5.3 US
UNKNOWN	22	288.3	22.2 US
UNKNOWN	23	332.3	11.5 US
UNKNOWN	24	359.3	5.4 US
UNKNOWN	25	429.2	14.8 US
UNKNOWN	26	464.4	13.8 US
UNKNOWN	27	547.1	8.8 US

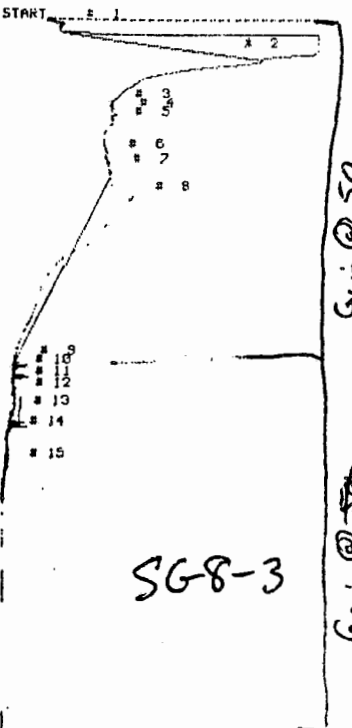
SEAD-26
 SB26-02
 2-4' feet

CLIENT _____
 SUBJECT _____

JOB NO. _____ SHEET 13 OF 14
 BY KKS/FFM DATE 9/24/85

PHOTOVAC

PHOTOVAC




STOP # 573.8
 SAMPLE LIBRARY 1 SEP 24 85 16:26
 ANALYSIS # 52 SGB-3
 INTERNAL TEMP 25 1.0 ML
 GAIN 20 SYR K

COMPOUND NAME	PEAK	R.T.	AREA/PPM
UNKNOWN	1	4.5	37.0 mUS
UNKNOWN	2	20.6	50.8 US W
UNKNOWN	4	76.3	30.2 mUS
UNKNOWN	5	84.5	45.0 mUS
UNKNOWN	6	110.3	45.3 mUS
UNKNOWN	7	122.9	44.8 mUS
UNKNOWN	8	145.1	2.1 US
UNKNOWN	11	235.8	44.5 mUS
UNKNOWN	13	320.3	26.2 mUS
UNKNOWN	15	383.5	211.1 mUS
UNKNOWN	16	430.8	42.3 mUS
UNKNOWN	17	466.4	36.0 mUS

53.2 @ Gain 50
 21.3 Gain 20 equiv.
 $20.3 \times 0.84 = 21.14$

21.7 vS
0.6 vS

PHOTOVAC




STOP # 600.0
 SAMPLE LIBRARY 1 SEP 24 85 16:36
 ANALYSIS # 53 SGB-1
 INTERNAL TEMP 23 1.0 ML
 GAIN 20 SYR F

COMPOUND NAME	PEAK	R.T.	AREA/PPM
UNKNOWN	4	20.8	39.3 US W
UNKNOWN	6	146.8	374.3 mUS W 31.3
UNKNOWN	7	179.0	26.1 mUS
UNKNOWN	11	318.5	210.4 mUS
UNKNOWN	12	388.7	132.1 mUS
UNKNOWN	15	478.8	454.1 mUS
UNKNOWN	16	590.1	300.3 mUS

32.4 vS
1.1 vS

PHOTOVAC



STOP # 531.0
 SAMPLE LIBRARY 1 SEP 24 85 16:46
 ANALYSIS # 54 SGB-1
 INTERNAL TEMP 40 1.0 ML
 GAIN 20 SYR E

COMPOUND NAME	PEAK	R.T.	AREA/PPM
UNKNOWN	2	15.8	4.2 US W
UNKNOWN	3	21.6	2.0 US W 6.2
UNKNOWN	4	37.8	102.3 mUS
UNKNOWN	5	78.7	21.2 mUS
UNKNOWN	9	190.5	37.5 mUS
UNKNOWN	11	320.1	350.8 mUS

6.8 vS
0.6 vS

CLIENT _____


JOB NO. _____ SHEET 14 OF 14

SUBJECT _____

BY KLS/PM DATE 9/24/95

PHOTOVAC

PHOTOVAC



Rod Blank

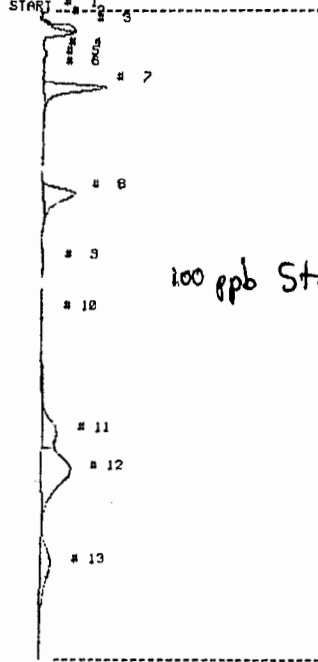
SG-RB-4

STOP # 389.9
 SAMPLE LIBRARY 1 SEP 24 95 16:53
 ANALYSIS # 55 SG-RB-4
 INTERNAL TEMP 30 0.5 ML
 GAIN 20 SYR D

COMPOUND NAME	PEAK	R.T.	AREA/PPM
UNKNOWN	1	16.8	2.7 US w 2.7
UNKNOWN	2	22.2	144.8 mUS
UNKNOWN	4	33.5	79.7 mUS
UNKNOWN	10	332.3	133.6 mUS

3.7 vs

1.0 vs



100 ppb Std

STOP # 527.4
 SAMPLE LIBRARY 1 SEP 24 95 17:2
 ANALYSIS # 56 100 PPB STD
 INTERNAL TEMP 30 1.0 ML
 GAIN 20 SYR N

COMPOUND NAME	PEAK	R.T.	AREA/PPM
UNKNOWN	3	16.8	187.7 mUS
UNKNOWN	7	63.7	1.4 US
UNKNOWN	8	130.5	1.2 US
UNKNOWN	9	206.5	21.5 mUS
UNKNOWN	11	346.7	1.2 US
UNKNOWN	12	377.5	3.0 US
UNKNOWN	13	454.8	971.4 mUS

11/10/2020

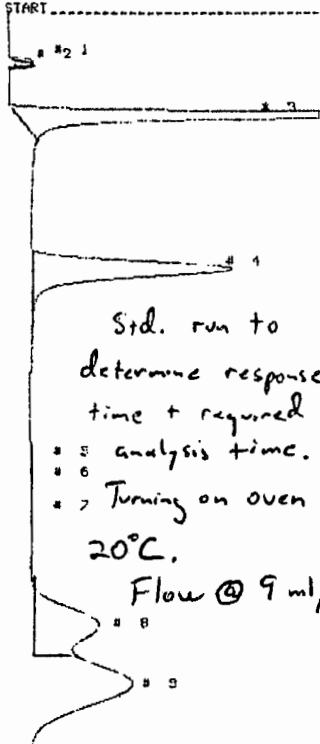


CLIENT _____ JOB NO. _____ SHEET 1 OF 14

SUBJECT _____ BY KKS/EDS DATE 9/25/95

PHOTOVAC

CKD. _____ PHOTOVAC




Made .1 ppm standard

$$10,000 \mu\text{l} = 1,000,000 \times 1 \text{ ppm} \times .5 \text{ L}$$

(10 ml) 50 ppm

PHOTOVAC



Std. run to determine response time + required analysis time.

- # 5 analysis time.
- # 6
- # 7 Turning on oven to 20°C.
- Flow @ 9 ml/min


Syr. + Vessel Blk.

← Clean Syr. + vessel again

STOP # 600.0
 SAMPLE LIBRARY 1 SEP 25 95 714B
 ANALYSIS # 1 100 PPB STD
 INTERNAL TEMP 22 1.0 ML
 GAIN 20 SYR N

OFFSET 0.0 mV
 CHART SPEED 1 cm/Min
 SLOPE SENS. 4 10 4 mV/Sec
 WINDOW +/- 1 Percent
 MINIMUM AREA 20 mVSec
 TIMER DELAY 10.0 Sec
 ANALYSIS TIME 600.0 Sec
 CYCLE TIME 0 Min

COMPOUND NAME	PEAK	R.T.	AREA/PPM
UNKNOWN	1	39.7	105.0 mUS
UNKNOWN	2	43.7	21.1 mUS
UNKNOWN	3	89.4	15.5 US
UNKNOWN	4	210.1	10.1 US
UNKNOWN	5	306.3	25.8 mUS
UNKNOWN	6	507.6	2.4 US



← pen skipped - shoot again

STOP # 700.0
 SAMPLE LIBRARY=1 SEP 25 95 P137
 ANALYSIS # 3 SYR-VESSEL BLK
 INTERNAL TEMP 26 1.0 ML
 GAIN 20 SYR 8

COMPOUND NAME	PEAK	R.T.	AREA/PPM
UNKNOWN	5	409.7	37.6 mUS
UNKNOWN	6	450.8	84.8 mUS

STOP # 700.0
 SAMPLE LIBRARY 1 SEP 25 95 0125
 ANALYSIS # 2 SYR-VESSEL BLK
 INTERNAL TEMP 25 1.0 ML
 GAIN 20 SYR 8

COMPOUND NAME	PEAK	R.T.	AREA/PPM
UNKNOWN	4	179.3	96.4 mUS
UNKNOWN	6	422.0	456.2 mUS
UNKNOWN	7	462.0	1.5 US
UNKNOWN	8	556.1	399.1 mUS

PHOTOVAC

SEP 25 95 7147

FIELD: 30
 POWER: 36

SAMPLE	6.0	10.0
CAL	0.0	0.0
EVENT 3	10.0	120.0
EVENT 4	0.0	0.0
EVENT 5	10.0	120.0
EVENT 6	0.0	0.0
EVENT 7	0.0	0.0
EVENT 8	0.0	0.0

status report printout.

Setup run

CLIENT _____

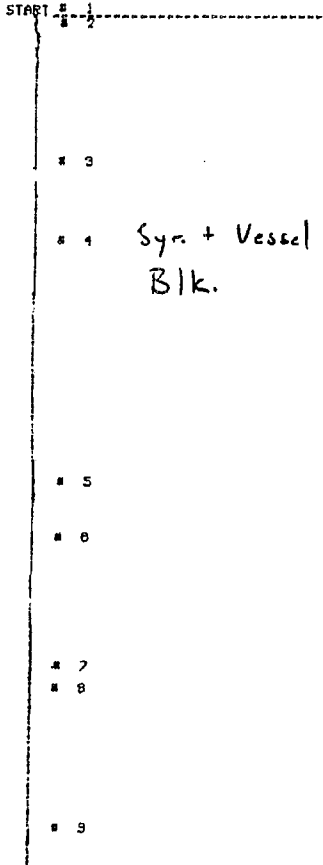
JOB NO. _____ SHEET 2 OF 14

BY KKS/EDS DATE 9/25/95

PHOTOVAC


PHOTOVAC

PHOTOVAC



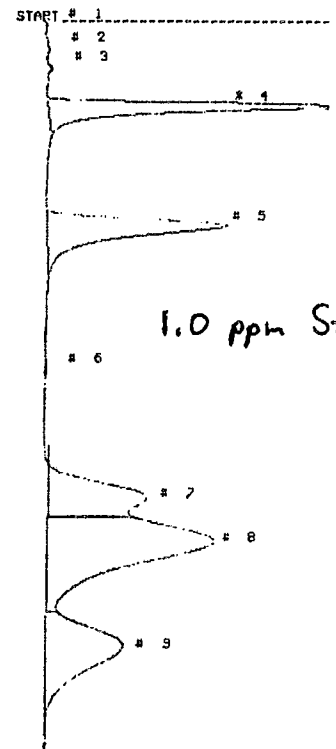
STOP # 700.0
 SAMPLE LIBRARY 1 SEP 25 95 8:58
 ANALYSIS # 5 SYR-VESSEL BLK
 INTERNAL TEMP 27 1.0 ML
 GAIN 20 SYR B

COMPOUND NAME	PEAK	R.T.	AREA/PPM
UNKNOWN	5	388.0	23.3 AUS



STOP # 405.5
 SAMPLE LIBRARY 1 SEP 25 95 9:11
 ANALYSIS # 6 SYR BLK
 INTERNAL TEMP 27 1.0 ML
 GAIN 20 SYR N

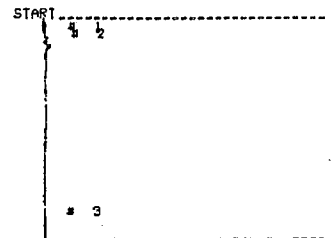
COMPOUND NAME	PEAK	R.T.	AREA/PPM
UNKNOWN	4	383.1	40.0 PPM



STOP # 593.3
 SAMPLE LIBRARY 1 SEP 25 95 9:21
 ANALYSIS # 7 1.0 PPM STD
 INTERNAL TEMP 28 1.0 ML
 GAIN 20 SYR N

COMPOUND NAME	PEAK	R.T.	AREA/PPM
UNKNOWN	4	63.0	3.1 US
UNKNOWN	5	107.3	3.6 US
UNKNOWN	7	331.5	8.8 US
UNKNOWN	8	426.8	22.3 US
UNKNOWN	9	513.3	10.7 US

PHOTOVAC



STOP # 180.5
 SAMPLE LIBRARY 1 SEP 25 95 9:25
 ANALYSIS # 8 SYR BLK
 INTERNAL TEMP 30 1.0 ML
 GAIN 20 SYR E

COMPOUND NAME	PEAK	R.T.	AREA/PPM
---------------	------	------	----------

CLIENT _____

JOB NO. _____ SHEET 3 OF 14


SUBJECT

RV KKS/EDS/PFB DATE 9/25/95

PHOTOVAC

PHOTOVAC


PHOTOVAC



STOP # 271.3
 SAMPLE LIBRARY 1 SEP 25 95 9130
 ANALYSIS # 9 SYR BLK
 INTERNAL TEMP 30 4.0 ML
 GAIN 20 SYR K


COMPOUND NAME	PEAK	R.T.	AREA/PPM
UNKNOWN	2	180.9	31.8 μS

PHOTOVAC




STOP # 411.2
 SAMPLE LIBRARY 1 SEP 25 95 9137
 ANALYSIS # 10 SYR BLK
 INTERNAL TEMP 29 1.0 ML
 GAIN 20 SYR F

COMPOUND NAME	PEAK	R.T.	AREA/PPM
UNKNOWN	4	371.2	40.3 μS




STOP # 382.7
 SAMPLE LIBRARY 1 SEP 25 95 9149
 ANALYSIS # 11 SYR BLK
 INTERNAL TEMP 29 0.5 ML
 GAIN 20 SYR B

PHOTOVAC



STOP # 592.3
 SAMPLE LIBRARY 1 SEP 25 95 9155
 ANALYSIS # 12 1.0 PPM STD
 INTERNAL TEMP 29 0.5 ML
 GAIN 20 SYR A


COMPOUND NAME	PEAK	R.T.	AREA/PPM
UNKNOWN	3	67.3	4.6 US
UNKNOWN	4	161.0	5.1 US
UNKNOWN	5	375.4	4.9 US
UNKNOWN	6	406.3	10.9 US



0.1 ppm std
 (100 ppb) Std
 By Volume

STOP # 559.1
 SAMPLE LIBRARY 1 SEP 25 95 1016
 ANALYSIS # 13 1.0 PPM STD
 INTERNAL TEMP 26 0.10 ML
 GAIN 20 SYR A

COMPOUND NAME	PEAK	R.T.	AREA/PPM
UNKNOWN	2	67.3	1.2 US
UNKNOWN	3	160.1	1.1 US
UNKNOWN	5	371.2	1.3 US
UNKNOWN	6	404.1	2.0 US
UNKNOWN	7	406.3	754.6 μS



SOIL GAS CALIBRATION DATA FOR MIXED BTEX STANDARDS

ENGINEERING-SCIENCE	CLIENT: ACOE	DATE: 9/25/95
PROJECT: Remedial Investigation	Operator:	
LOCATION: SEAD-25	KS/PFM/ES	

Instrument Specs:

Type of GC: **Photovac 10550**

Column Type: **CP6.1-5**

Chart Speed: **1 cm/min**

Gain: **20**

Sensitivity: **5/10**

Gas Flow Rate: **9 ml/min**

Tank Pressure: **40 psi**

Standard: 50 ppm BTEX Std.	Comments:
Concentration: 1.0 ppm Dilution Tedlar or Glass Bulb	
Inj. volume: 1 ml	
Analysis #: 7	
Time: 0921	

Analyte:	Actual Std. Conc.(ppmV)	x	Injection Vol.(ml)	=	Normalized Conc.(ppmV)	Area (vs)	Retention Time (sec.)	Response Factor	Delta RF
Benzene	1.03		1.0		1.03	9.1	69	0.11	
Toluene	1.00				1.00	9.6	167.3	0.10	
Ethylbenzene	1.01				1.01	4.9	391.5	0.11	
O-Xylenes	1.01				1.01	22.3	426.8	0.11	
M-Xylenes	1.01				1.01	22.3	426.8	0.11	
P-Xylenes	1.00				1.00	10.7	518.9	0.09	

Notes: RF = Conc. ÷ Area (vs) ; Actual Std. Conc. is to be obtained from analysis of gas standard ; Conc. normalized to 1 ml injection.

Standard: 50 ppm BTEX Std.	Comments:
Concentration: 1.0 ppm Dilution Tedlar or Glass Bulb	
Inj. volume: 0.5 ml	
Analysis #: 12	
Time: 0955	

Analyte:	Actual Std. Conc.(ppmV)	x	Injection Vol.(ml)	=	Normalized Conc.(ppmV)	Area (vs)	Retention Time (sec.)	Response Factor	Delta RF
Benzene	1.03		0.5		0.52	4.6	67.3	0.11	
Toluene	1.00				0.50	5.1	161.0	0.10	
Ethylbenzene	1.01				0.50	4.9	375.4	0.10	
O-Xylenes	1.01				0.50	10.9	408.3	0.05	
M-Xylenes	1.01				0.50	10.9	408.3	0.05	
P-Xylenes	1.00				0.50	5.1	792.3	0.10	

Notes: RF = Conc. ÷ Area (vs) ; Actual Std. Conc. is to be obtained from analysis of gas standard ; Conc. normalized to 1 ml injection.

Standard: 50 ppm BTEX Std.	Comments:
Concentration: 1.0 ppm Dilution Tedlar or Glass Bulb	
Inj. volume: 0.1 @ 25 ml	
Analysis #:	
Time:	

Analyte:	Actual Std. Conc.(ppmV)	x	Injection Vol.(ml)	=	Normalized Conc.(ppmV)	Area (vs)	Retention Time (sec.)	Response Factor	Delta RF
Benzene	1.03		0.1		0.1	1.2	67.3	0.08	
Toluene	1.00				0.1	1.1	160.1	0.09	
Ethylbenzene	1.01				0.1	1.3	371.2	0.08	
O-Xylenes	1.01				0.1	2.0	404.1	0.05	
M-Xylenes	1.01				0.1	2.0	404.1	0.05	
P-Xylenes	1.00				0.1	1.75	486.9	0.13	

Notes: RF = Conc. ÷ Area (vs) ; Actual Std. Conc. is to be obtained from analysis of gas standard ; Conc. normalized to 1 ml injection.

1950

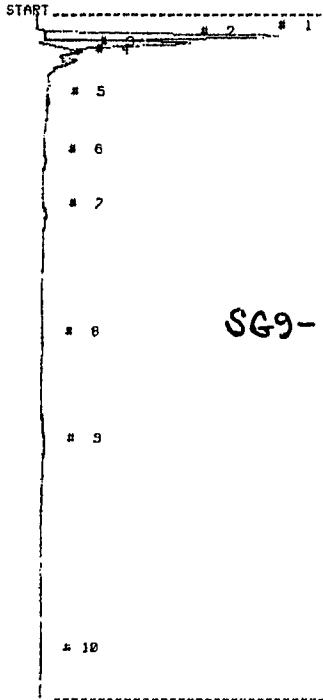


CLIENT _____ JOB NO. _____ SHEET 34 OF 14
 SUBJECT _____ BY _____ DATE 9-25-95

PHOTOVAC

PHOTOVAC

PHOTOVAC

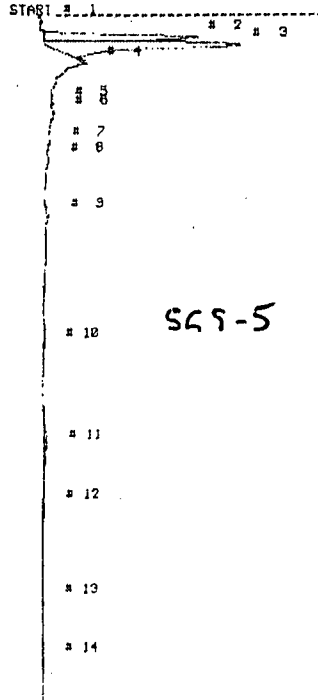


SG9-4

STOP @ 595.0
 SAMPLE LIBRARY 1 SEP 25 95 10:18
 ANALYSIS # 14 SG9-4
 INTERNAL TEMP 20 1.0 ML
 GAIN 20 SYR J

COMPOUND NAME	PEAK	R.T.	AREA/PPM
UNKNOWN	1	17.5	3.5 US ^W 5.5
UNKNOWN	2	23.3	2.0 US
UNKNOWN	3	30.7	58.8 μS
UNKNOWN	4	37.5	114.8 μS
UNKNOWN	5	71.5	41.9 μS
UNKNOWN	7	162.5	23.8 μS
UNKNOWN	9	393.3	30.6 μS

0.3 vs 5.8 vs

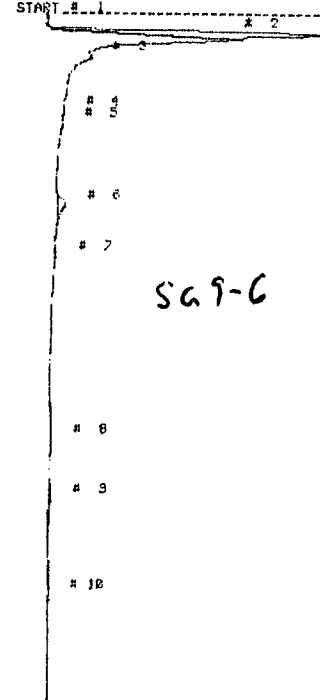


SG9-5

STOP @ 620.0
 SAMPLE LIBRARY 1 SEP 25 95 10:35
 ANALYSIS # 16 SG9-5
 INTERNAL TEMP 29 1.0 ML
 GAIN 20 SYR I

COMPOUND NAME	PEAK	R.T.	AREA/PPM
UNKNOWN	2	18.4	2.3 US ^W 6.5
UNKNOWN	3	24.4	4.2 US ^W
UNKNOWN	4	37.8	29.0 μS
UNKNOWN	9	161.8	24.5 μS
UNKNOWN	11	349.7	282.1 μS

0.3 vs 6.8 vs



SG9-6


STOP @ 620.0
 SAMPLE LIBRARY 1 SEP 25 95 10:49
 ANALYSIS # 19 SG9-6
 INTERNAL TEMP 23 1.0 ML
 GAIN 20 SYR L

COMPOUND NAME	PEAK	R.T.	AREA/PPM
UNKNOWN	2	18.8	2.1 US ^W
UNKNOWN	6	156.8	203.2 μS
UNKNOWN	8	347.3	22.7 μS
UNKNOWN	9	395.0	38.7 μS

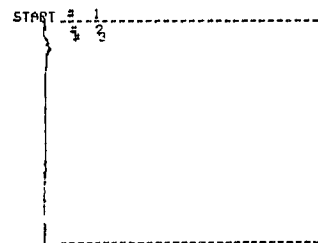
2.5 vs 0.4 vs

PHOTOVAC

PHOTOVAC



STOP @ 298.4
 SAMPLE LIBRARY 1 SEP 25 95 10:29
 ANALYSIS # 15 SYR BLK
 INTERNAL TEMP 30 1.0 ML
 GAIN 20 SYR J



STOP @ 180.0
 SAMPLE LIBRARY 1 SEP 25 95 10:39
 ANALYSIS # 17 SYR BLK
 INTERNAL TEMP 31 1.0 ML
 GAIN 20 SYR I

COMPOUND NAME	PEAK	R.T.	AREA/PPM
---------------	------	------	----------


SG9-3 not collected; located in road

CLIENT _____ JOB NO. _____ SHEET 5 OF 14
 SUBJECT _____ BY _____ DATE 9-25-85

PHOTOVAC


PHOTOVAC

PHOTOVAC



STOP # 470.9
 SAMPLE LIBRARY 1 SEP 25 95 11:0
 ANALYSIS # 13 SYR BLANK
 INTERNAL TEMP 29 1.0 ML
 GAIN 20 SYR L

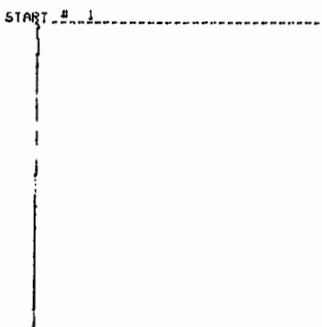
COMPOUND NAME	PEAK	R.T.	AREA/PPM
UNKNOWN	1	3.7	20.2 μS
UNKNOWN	3	345.5	24.6 μS



STOP # 620.0
 SAMPLE LIBRARY 1 SEP 25 95 11:12
 ANALYSIS # 20 SG9-7
 INTERNAL TEMP 20 1.0 ML
 GAIN 20 SYR B

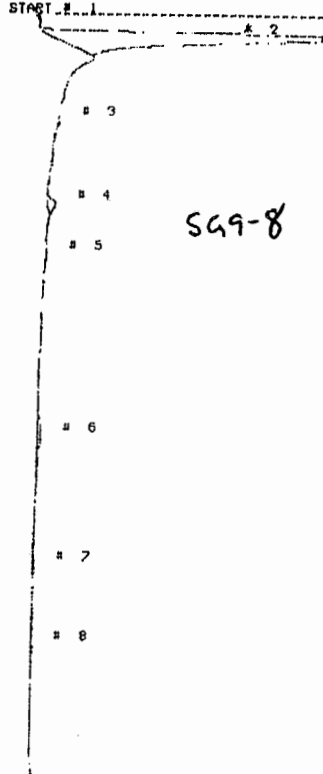
COMPOUND NAME	PEAK	R.T.	AREA/PPM
UNKNOWN	2	18.1	3.2 US ^W 5.3
UNKNOWN	3	22.2	2.1 US ^W 5.3
UNKNOWN	7	158.3	151.7 μS
UNKNOWN	3	344.3	121.5 μS

PHOTOVAC



STOP # 255.0
 SAMPLE LIBRARY 1 SEP 25 95 11:17
 ANALYSIS # 21 SYR BLK
 INTERNAL TEMP 30 1.0 ML
 GAIN 20 SYR G


COMPOUND NAME	PEAK	R.T.	AREA/PPM
UNKNOWN	3	344.3	39.6 μS



STOP # 620.0
 SAMPLE LIBRARY 1 SEP 25 95 11:26
 ANALYSIS # 22 SG9-8
 INTERNAL TEMP 29 1.0 ML
 GAIN 20 SYR E

COMPOUND NAME	PEAK	R.T.	AREA/PPM
UNKNOWN	2	18.2	3.7 US ^W 9.9
UNKNOWN	4	155.9	230.7 μS ^W 10.2 vs
UNKNOWN	6	344.8	333.6 μS

PHOTOVAC




STOP # 267.0
 SAMPLE LIBRARY 1 SEP 25 95 11:34
 ANALYSIS # 23 SYR BLK
 INTERNAL TEMP 30 1.0 ML
 GAIN 20 SYR E

COMPOUND NAME	PEAK	R.T.	AREA/PPM
UNKNOWN	3	344.3	39.6 μS

CLIENT _____ JOB NO. _____ SHEET 6 OF 14

SUBJECT _____ BY KKS/EDS/PPM DATE 9-25-95

PHOTOVAC



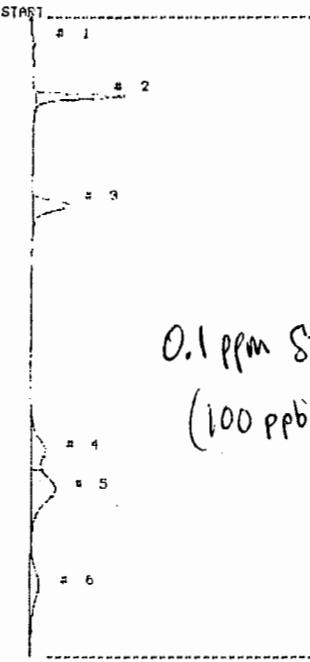
SA-9-9

STOP # 629.0
 SAMPLE LIBRARY 1 SEP 25 95 11:45
 ANALYSIS # 24 SG-9-9
 INTERNAL TEMP 23 1.0 ML
 GAIN 20 SYR F

COMPOUND NAME	PEAK	R.T.	AREA/PPM
UNKNOWN	2	17.3	9.6 US
UNKNOWN	3	155.0	230.8 μUS
UNKNOWN	4	195.3	32.5 μUS
UNKNOWN	5	343.1	23.5 μUS
UNKNOWN	6	388.7	84.4 μUS

10.0 US
 0.4 μs

PHOTOVAC




0.1 ppm STD
 (100 ppb)

STOP # 529.2
 SAMPLE LIBRARY 1 SEP 25 95 11:54
 ANALYSIS # 25 1.0 PPM STD
 INTERNAL TEMP 23 0.1 ML STD
 GAIN 20 SYR A

COMPOUND NAME	PEAK	R.T.	AREA/PPM
UNKNOWN	2	65.9	1.4 US
UNKNOWN	3	153.3	1.2 US
UNKNOWN	4	356.3	1.2 US
UNKNOWN	5	388.7	2.2 US
UNKNOWN	6	466.8	825.7 μUS

PHOTOVAC




syri. blk -
 re-clean

STOP # 528.9
 SAMPLE LIBRARY 1 SEP 25 95 12:4
 ANALYSIS # 26 SYR BLK
 INTERNAL TEMP 23 1.00 ML
 GAIN 20 SYR F

COMPOUND NAME	PEAK	R.T.	AREA/PPM
UNKNOWN	4	339.5	488.3 μUS

PHOTOVAC



STOP # 155.6
 SAMPLE LIBRARY 1 SEP 25 95 12:0
 ANALYSIS # 27 SYR BLK
 INTERNAL TEMP 32 1.00 ML
 GAIN 20 SYR F

COMPOUND NAME	PEAK	R.T.	AREA/PPM
---------------	------	------	----------

CLIENT _____

JOB NO. _____ SHEET 7 OF 14

SUBJECT _____

BY KKS/EDJ/PPM DATE 9-25-95

PHOTOVAC

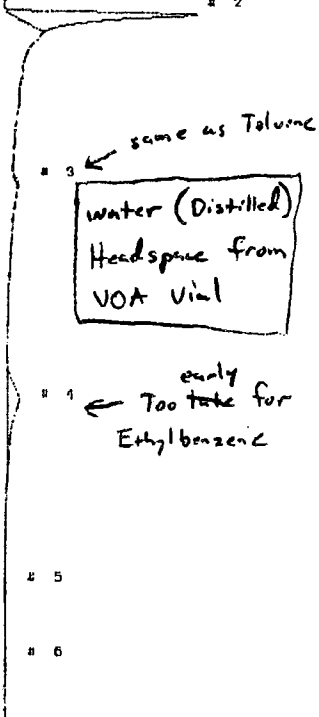
PHOTOVAC

PHOTOVAC

START # 1 # 2

START # 1 # 2 # 3


START # 1



STOP # 531.0
 SAMPLE LIBRARY 1 SEP 25 95 12:12
 ANALYSIS # 28 WATER HDSPCE
 INTERNAL TEMP 30 1.00 ML
 GAIN 20 SYR F

COMPOUND NAME	PEAK	R.T.	AREA/PPM
UNKNOWN	2	17.3	4.1 US
UNKNOWN	3	134.1	38.5 μS
UNKNOWN	4	333.5	1.2 US

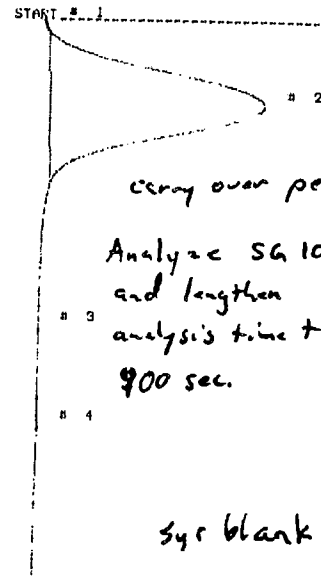
DAFW-3
 5.3 vs
 1.2 vs



STOP # 620.0
 SAMPLE LIBRARY 1 SEP 25 95 12:31
 ANALYSIS # 29 SG10-9
 INTERNAL TEMP 29 1.00 ML
 GAIN 20 SYR L

COMPOUND NAME	PEAK	R.T.	AREA/PPM
UNKNOWN	2	16.8	7.9 US
UNKNOWN	3	21.0	3.5 US
UNKNOWN	4	37.3	1.3 US
UNKNOWN	5	92.5	36.8 μS
UNKNOWN	6	153.5	120.7 μS
UNKNOWN	11	331.1	38.3 μS
UNKNOWN	12	406.2	230.8 μS

12.3 vs



STOP # 455.3
 SAMPLE LIBRARY 1 SEP 25 95 12:39
 ANALYSIS # 30 ~~6010-9~~ SG10-9
 INTERNAL TEMP 30 1.00 ML
 GAIN 20 SYR L

COMPOUND NAME	PEAK	R.T.	AREA/PPM
UNKNOWN	2	39.7	39.7 US
UNKNOWN	4	325.9	25.9 μS

39.7 vs
 ≈ 52 vs
 1.6 vs

CLIENT _____

JOB NO. _____ SHEET 8 OF 14

SUBJECT

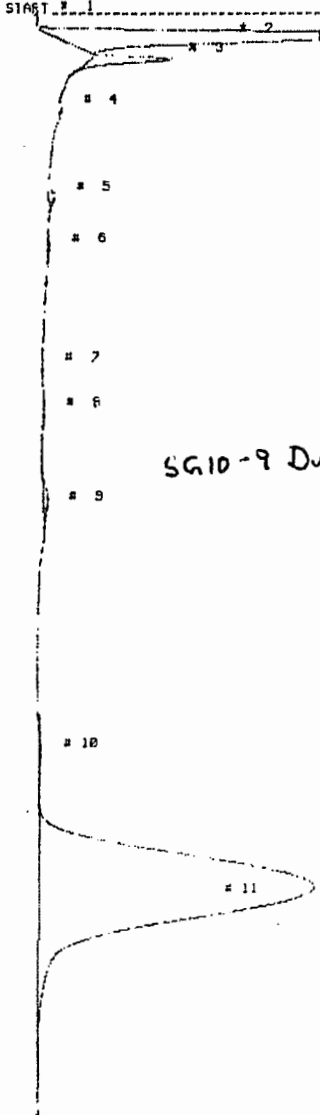
BY KKS/EDS/PPH

DATE 9-25-95

PHOTOVAC

PHOTOVAC

PHOTOVAC




SG10-9 Dup

STOP # 900.0
 SAMPLE LIBRARY 1 SEP 25 95 12:55
 ANALYSIS # 31 SG10-3D
 INTERNAL TEMP 20 1.00 ML
 GAIN 20 SYR E

COMPOUND NAME	PEAK	R.T.	AREA/PPM
UNKNOWN	2	18.3	13.1 US ^w
UNKNOWN	3	37.4	1.4 US
UNKNOWN	5	150.5	190.5 mUS
UNKNOWN	6	191.7	23.7 mUS
UNKNOWN	8	325.7	28.9 mUS
UNKNOWN	9	402.0	307.7 mUS
UNKNOWN	10	603.5	245.7 mUS
UNKNOWN	11	722.4	52.1 US P.P.

67.4 vs
 2.2w

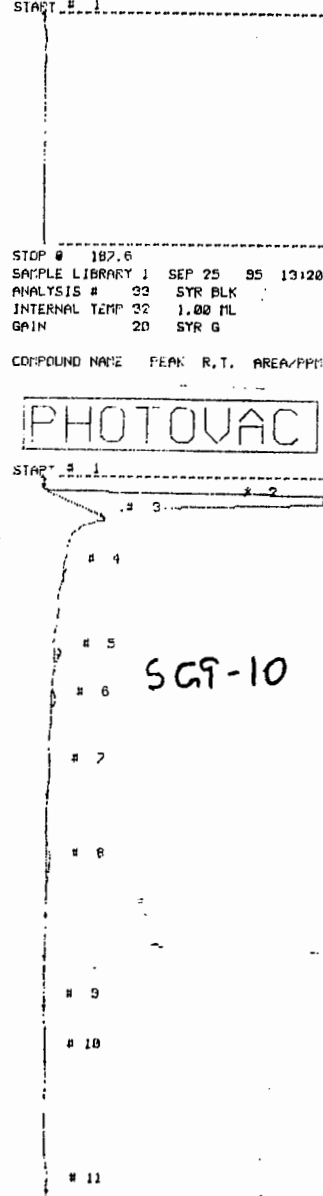


SG10-10

STOP # 900.0
 SAMPLE LIBRARY 1 SEP 25 95 13:15
 ANALYSIS # 32 SG10-10
 INTERNAL TEMP 20 1.00 ML
 GAIN 20 SYR G

COMPOUND NAME	PEAK	R.T.	AREA/PPM
UNKNOWN	2	17.6	8.0 US ^w
UNKNOWN	4	151.1	125.5 mUS ^w
UNKNOWN	5	189.3	43.8 mUS
UNKNOWN	7	324.5	126.2 mUS
UNKNOWN	9	598.1	267.6 mUS
UNKNOWN	10	695.7	115.3 mUS

8.7 vs
 0.6 vs



SG9-10

STOP # 107.6
 SAMPLE LIBRARY 1 SEP 25 95 13:20
 ANALYSIS # 33 SYR BLK
 INTERNAL TEMP 22 1.00 ML
 GAIN 20 SYR G

COMPOUND NAME PEAK R.T. AREA/PPM

PHOTOVAC

STOP # 600.0
 SAMPLE LIBRARY 1 SEP 25 95 13:30
 ANALYSIS # 34 SG9-10
 INTERNAL TEMP 31 1.00 ML
 GAIN 20 SYR K

COMPOUND NAME	PEAK	R.T.	AREA/PPM
UNKNOWN	2	18.2	14.6 US ^w
UNKNOWN	3	35.2	23.4 mUS
UNKNOWN	4	76.9	26.5 mUS
UNKNOWN	5	146.6	219.3 mUS ^w
UNKNOWN	6	186.5	130.1 mUS
UNKNOWN	7	240.3	29.9 mUS
UNKNOWN	8	317.9	321.0 mUS
UNKNOWN	10	474.8	27.1 mUS

15.4 vs
 0.6 vs

CLIENT _____

JOB NO. _____

SHEET 9 OF 14

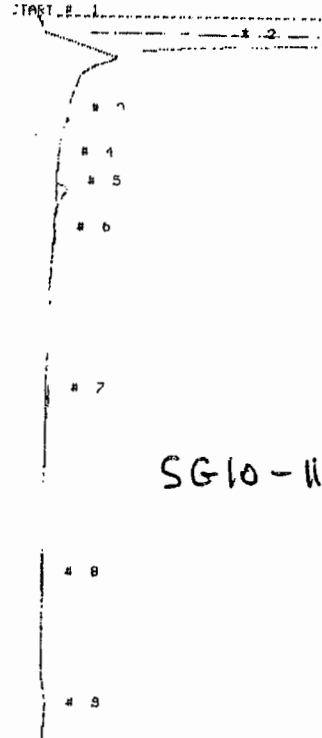

SUBJECT _____

BY KLS/EDS/PPM

DATE 9-25-95

PHOTOVAC

CKD. _____



STOP # 000.0
 SAMPLE LIBRARY 1 SEP 25 95 13:47
 ANALYSIS # 36 SG9-11
 INTERNAL TEMP 31 1.00 ML
 GAIN 20 SYR I


STOP # 000.0
 SAMPLE LIBRARY 1 SEP 25 95 14: 8
 ANALYSIS # 38 SG10-11
 INTERNAL TEMP 31 1.00 ML
 GAIN 20 SYR J

COMPOUND NAME	PEAK	R.T.	AREA/PPM
UNKNOWN	2	17.4	3.8 US W 6.9
UNKNOWN	3	21.4	3.8 US W
UNKNOWN	4	35.8	42.0 #US
UNKNOWN	5	75.3	73.6 #US
UNKNOWN	7	146.6	132.7 #US W
UNKNOWN	10	314.3	231.5 #US

COMPOUND NAME	PEAK	R.T.	AREA/PPM
UNKNOWN	2	719.2	14.4 US W 14.7
UNKNOWN	5	142.7	369.7 #US
UNKNOWN	6	182.5	34.3 #US
UNKNOWN	7	303.5	282.5 #US

PHOTOVAC

7.3 vs
 0.4 us



15.0 vs
 0.3 us


STOP # 300.0
 SAMPLE LIBRARY 1 SEP 25 95 13:52
 ANALYSIS # 37 SG
 INTERNAL TEMP 32 1.00 ML
 GAIN 20 SYR I

COMPOUND NAME	PEAK	R.T.	AREA/PPM
UNKNOWN	2	12.3	25.2 #US

CLIENT _____ JOB NO. _____ SHEET 10 OF 14

BY _____ DATE 9-25-95


PHOTOVAC



STOP # 348.3
 SAMPLE LIBRARY 1 SEP 25 95 13:37
 ANALYSIS # 35 SYR BLK
 INTERNAL TEMP 31 1.00 ML
 GAIN 20 SYR K

COMPOUND NAME PEAK R.T. AREA/PPM
 UNKNOWN 5 318.7 21.4 μUS

PHOTOVAC

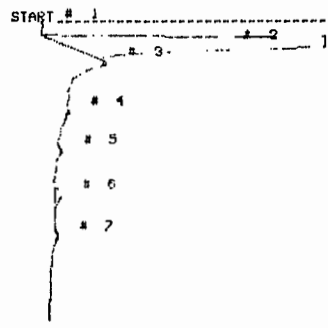


STOP # 600.0
 SAMPLE LIBRARY 1 SEP 25 95 14:23
 ANALYSIS # 39 S69-11D
 INTERNAL TEMP 31 0.3ML INJ
 GAIN 20 SYR B

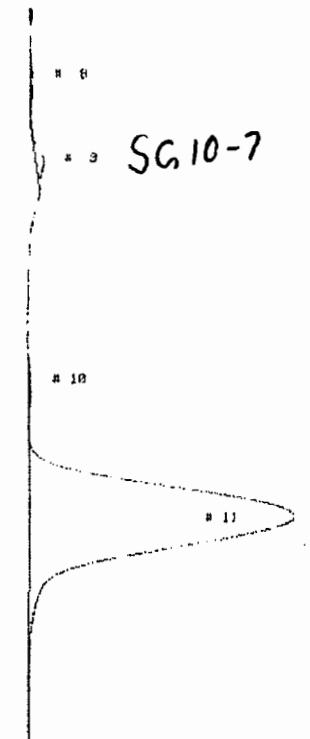
COMPOUND NAME	PEAK	R.T.	AREA/PPM
UNKNOWN	1	16.5	3.5 US
UNKNOWN	2	22.0	1.5 US
UNKNOWN	3	30.2	33.3 μUS
UNKNOWN	5	143.9	81.5 μUS
UNKNOWN	7	303.5	25.2 μUS

Handwritten notes:
 51
 2 ml equiv.
 = 10.4 vs
 5.2 vs

PHOTOVAC



SUMMARY OF LAST 0 MINUTES
 COMPOUND NAME MAXIMUM TWA



STOP # 848.5
 SAMPLE LIBRARY 1 SEP 25 95 14:38
 ANALYSIS # 40 S810-7
 INTERNAL TEMP 30 1.0ML INJ
 GAIN 20 SYR H

COMPOUND NAME	PEAK	R.T.	AREA/PPM
UNKNOWN	2	18.0	17.1 US
UNKNOWN	3	35.1	20.3 μUS
UNKNOWN	4	73.9	31.8 μUS
UNKNOWN	5	105.9	24.8 μUS
UNKNOWN	6	141.8	238.0 μUS
UNKNOWN	7	179.4	24.2 μUS
UNKNOWN	8	305.9	165.1 μUS
UNKNOWN	9	374.0	451.7 μUS
UNKNOWN	10	596.1	216.2 μUS
UNKNOWN	11	663.3	48.2 US

Handwritten notes:
 65.3
 66.5 vs
 6.2 vs


CLIENT _____

JOB NO. _____ SHEET 11 OF 14

SUBJECT PHOTOVAC

BY KKS/EDS/PPH DATE 9-25-95


PHOTOVAC



*.1 ppm Std
by Volume*

STOP # 740.1
SAMPLE LIBRARY 1 SEP 25 95 14:57
ANALYSIS # 42 1.0 PPM STD
INTERNAL TEMP 31 0.1 ML
GAIN 20 SYR A


COMPOUND NAME	PEAK	R.T.	AREA/PPM
UNKNOWN	2	61.1	1.4 US
UNKNOWN	3	140.9	1.1 US
UNKNOWN	6	317.3	1.0 US
UNKNOWN	7	344.9	1.8 US
UNKNOWN	8	413.2	657.3 μUS
UNKNOWN	10	668.1	23.2 μUS



STOP # 320.5
SAMPLE LIBRARY 1 SEP 25 95 15:7
ANALYSIS # 43 SYR BLK
INTERNAL TEMP 32 1.0 ML
GAIN 20 SYR J


COMPOUND NAME	PEAK	R.T.	AREA/PPM
UNKNOWN	3	300.5	23.9 μUS

PHOTOVAC



STOP # 442.9
SAMPLE LIBRARY 1 SEP 25 95 15:14
ANALYSIS # 44 SYR BLK
INTERNAL TEMP 31 1.0 ML
GAIN 20 SYR E


COMPOUND NAME	PEAK	R.T.	AREA/PPM
UNKNOWN	3	296.8	22.6 μUS



STOP # 500.0
SAMPLE LIBRARY 1 SEP 25 95 15:24
ANALYSIS # 45 SYR BLK
INTERNAL TEMP 30 1.0 ML
GAIN 20 SYR L

COMPOUND NAME	PEAK	R.T.	AREA/PPM
UNKNOWN	5	322.1	30.6 μUS

PHOTOVAC



STOP # 409.3
SAMPLE LIBRARY 1 SEP 25 95 15:32
ANALYSIS # 46 SYR BLK
INTERNAL TEMP 29 1.0 ML
GAIN 20 SYR M

COMPOUND NAME	PEAK	R.T.	AREA/PPM
UNKNOWN	5	322.1	30.6 μUS

CLIENT _____ JOB NO. _____ SHEET 12 OF 14

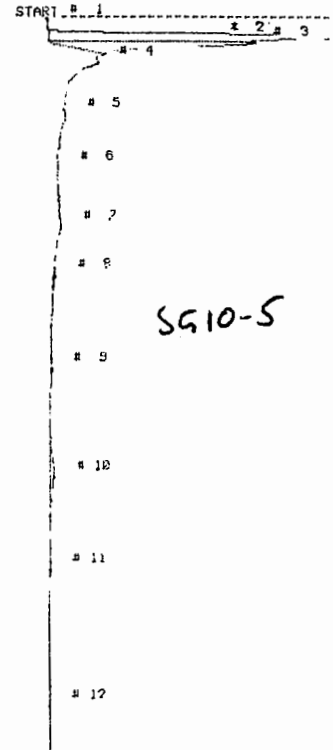
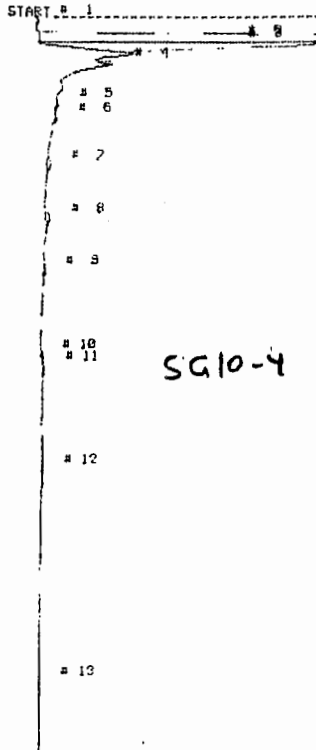
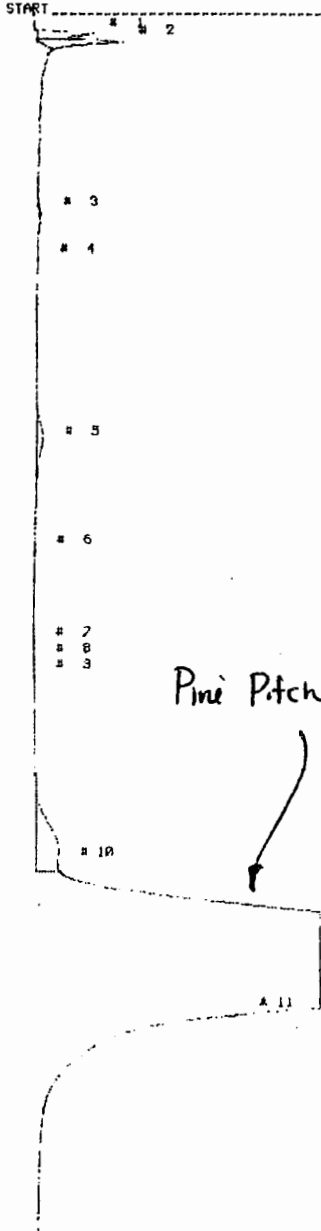
SUBJECT

RV KKS/EDS/PFM DATE 9/25/95

PHOTOVAC

PHOTOVAC

PHOTOVAC



STOP # 600.0
 SAMPLE LIBRARY 1 SEP 25 95 16:21
 ANALYSIS # 48 S010-4
 INTERNAL TEMP 28 1.0 ML
 GAIN 20 SYR H

COMPOUND NAME	PEAK	R.T.	AREA/PPM
UNKNOWN	2	17.5	10.3 US W 14.3
UNKNOWN	3	22.3	4.0 US W
UNKNOWN	4	38.2	58.3 μS
UNKNOWN	7	122.6	86.0 μS
UNKNOWN	8	165.8	110.2 μS
UNKNOWN	11	285.8	45.5 μS
UNKNOWN	12	368.1	73.9 μS

STOP # 600.0
 SAMPLE LIBRARY 1 SEP 25 95 16:31
 ANALYSIS # 49 S010-5
 INTERNAL TEMP 27 1.0 ML
 GAIN 20 SYR T

COMPOUND NAME	PEAK	R.T.	AREA/PPM
UNKNOWN	2	16.6	6.5 US W 9.8
UNKNOWN	3	21.7	3.3 US W
UNKNOWN	8	210.1	32.1 μS
UNKNOWN	10	374.7	357.3 μS
UNKNOWN	12	561.1	27.3 μS

STOP # 1000.0
 SAMPLE LIBRARY 1 SEP 25 95 16:18
 ANALYSIS # 47 PINE PITCH
 INTERNAL TEMP 28 0.5 ML
 GAIN 20 SYR B

COMPOUND NAME	PEAK	R.T.	AREA/PPM
UNKNOWN	1	18.8	835.2 μS W
UNKNOWN	2	23.0	1.2 US W
UNKNOWN	5	348.1	656.1 μS
UNKNOWN	10	694.5	3.1 US P.P.

Pine Needles in VOA jar
 (crushed)
 • verification of source

0.6 vs

5.9 + major peak missing
 analysis time ended
 before peak Area could
 be calculated - good
 visual comparison -
 retention time
 1 ml equivalent = 11.6 vs

14.7 vs
 0.3 vs

10.2 vs
 0.4 vs

PHOTOVAC

SEP 25 95 16:35

FIELD: 30
 POWER: 36

SAMPLE	8.0	10.0
CAL	0.0	0.0
EVENT 3	10.0	110.0
EVENT 4	0.0	0.0
EVENT 5	10.0	110.0
EVENT 6	0.0	0.0
EVENT 7	0.0	0.0
EVENT 8	0.0	0.0

CLIENT _____

JOB NO. _____ SHEET 13 OF 14


BY KKS/EOS/PFM

DATE 9-25-95

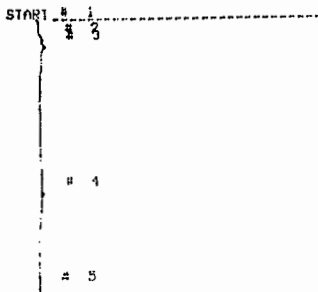
PHOTOVAC

PHOTOVAC

PHOTOVAC




SG10-6



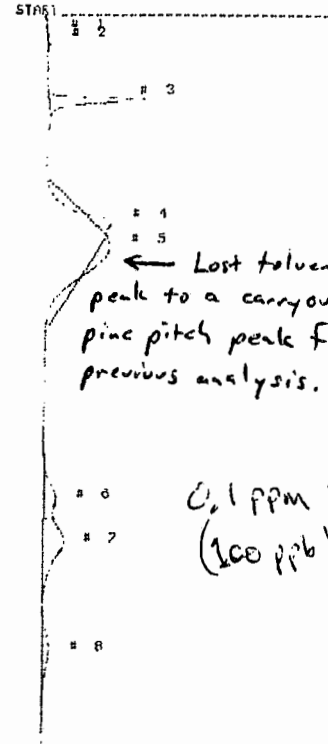
STOP # 235.4
 SAMPLE LIBRARY 1 SEP 25 95 10:52
 ANALYSIS # 51 SYR BLK
 INTERNAL TEMP 28 1.0 ML
 GAIN 20 SYR T

COMPOUND NAME	PEAK	R.T.	AREA/PPM
UNKNOWN	4	148.6	22.8 mUS

PHOTOVAC



SG10-8



← Lost toluene peak to a carryover pine pitch peak from previous analysis.

C₆H₆ 1 PPM STD (100 ppb)

STOP # 600.0
 SAMPLE LIBRARY 1 SEP 25 95 10:47
 ANALYSIS # 50 SG10-6
 INTERNAL TEMP 26 1.0 ML
 GAIN 20 SYR K

COMPOUND NAME	PEAK	R.T.	AREA/PPM
UNKNOWN	1	18.6	23.1 uS
UNKNOWN	2	38.3	165.3 mUS
UNKNOWN	4	86.1	36.6 mUS
UNKNOWN	6	173.6	24.0 mUS
UNKNOWN	7	214.5	30.9 mUS
UNKNOWN	9	388.3	374.3 mUS
UNKNOWN	10	569.1	67.1 mUS

24.2 uS
 1.1 uS

STOP # 600.0
 SAMPLE LIBRARY 1 SEP 25 95 12:10
 ANALYSIS # 52 1.0 PPM STD
 INTERNAL TEMP 26 0.1 ML
 GAIN 20 SYR A

COMPOUND NAME	PEAK	R.T.	AREA/PPM
UNKNOWN	3	70.9	1.7 uS
UNKNOWN	5	132.3	233.6 mUS
UNKNOWN	6	397.9	1.2 uS
UNKNOWN	7	434.8	2.4 uS
UNKNOWN	8	522.3	776.5 mUS

STOP # 567.2
 SAMPLE LIBRARY 1 SEP 25 95 12:12
 ANALYSIS # 52 SG10-8
 INTERNAL TEMP 27 1.0 ML
 GAIN 20 SYR G

COMPOUND NAME	PEAK	R.T.	AREA/PPM
UNKNOWN	2	17.1	3.2 uS
UNKNOWN	3	38.7	31.1 mUS
UNKNOWN	5	125.0	23.6 mUS
UNKNOWN	6	174.2	20.5 mUS
UNKNOWN	7	215.3	113.2 mUS
UNKNOWN	8	320.3	41.0 mUS
UNKNOWN	9	382.4	37.6 mUS
UNKNOWN	10	462.8	243.4 mUS


3.2
 27 uS
 0.5 uS

CLIENT _____ JOB NO. _____ SHEET 14 OF 14

SUBJECT _____ BY KKS/EDS/PPM DATE 9-25-25

PHOTOVAC

CKD. _____ REVISION _____



STOP # 000.0
 SAMPLE LIBRARY 1 SEP 25 95 17:24
 ANALYSIS # 54 RDD BLK
 INTERNAL TEMP 27 1.0ML
 GAIN 20 SYR J

COMPONENT NAME	PEAK	R.T.	AREA/PPM
UNKNOWN	2	17.2	1.3 US
UNKNOWN	7	381.7	36.8 nUS

End of Day

Faint, illegible text at the top of the page, possibly a header or title.



CLIENT ACOE - Seneca Army Depot

JOB NO. _____ SHEET 1 OF 12

SUBJECT Soil Gas Survey - SEAD 25

BY KKS/EDS/PPM DATE 9-26-95

PHOTOVAC

PHOTOVAC

PHOTOVAC

stained
sm
-st.
stern

SEP 26 95 7:20
FIELD: 30
POWER: 30
SAMPLE 8.0 10.0
CAL 0.0 0.0
EVENT 3 10.0 110.0
EVENT 4 0.0 0.0
EVENT 5 10.0 110.0
EVENT 6 0.0 0.0
EVENT 7 0.0 0.0
EVENT 8 0.0 0.0

START # 1
2
3
4
5

START # 1
2
3
4
5
STOP # 349.0
SAMPLE LIBRARY 1 SEP 26 95 8:14
ANALYSIS # 4 SYR BLK
INTERNAL TEMP 28 1.0ML
GAIN 20 SYR G
COMPOUND NAME PEAK R.T. AREA/PPM

PHOTOVAC

START # 1

1 COMPOUND ID # R.T. LIMIT

Ambient temp 18°C
Oven @ 20°C
Flow @ 7.5 ml/min

STOP # 474.0
SAMPLE LIBRARY 1 SEP 26 95 8:10
ANALYSIS # 2 SYR BLK
INTERNAL TEMP 25 1.0ML
GAIN 20 SYR J

COMPOUND NAME PEAK R.T. AREA/PPM
UNKNOWN 5 433.2 252.4 µUS

PHOTOVAC

START # 1
2
3
4
5
6
1
2
3

PHOTOVAC

START # 1
2
3
4
5
6
7
8
STOP # 600.0
SAMPLE LIBRARY 1 SEP 26 95 8:14
ANALYSIS # 5 SYR-VESSEL BLK
INTERNAL TEMP 27 1.0ML
GAIN 20 SYR B
COMPOUND NAME PEAK R.T. AREA/PPM
UNKNOWN 3 180.1 120.5 µUS
UNKNOWN 6 423.6 729.6 µUS
UNKNOWN 7 464.4 1.4 US

STOP # 574.7
SAMPLE LIBRARY 1 SEP 26 95 7:33
ANALYSIS # 1 SYR BLK
INTERNAL TEMP 24 1.0ML
GAIN 20 SYR F

OFFSET 0.0 mV
CHART SPEED 1 cm/Min
SLOPE SENS. 1 10 1 mV/Sec
WINDOW 1 Percent
MINIMUM AREA 20 µUSec
TIMER DELAY 10.0 Sec
ANALYSIS TIME 600.0 Sec
CYCLE TIME 0 Min

COMPOUND NAME PEAK R.T. AREA/PPM
UNKNOWN 5 461.2 426.0 µUS

STOP # 413.0
SAMPLE LIBRARY 1 SEP 26 95 8:7
ANALYSIS # 3 SYR BLK
INTERNAL TEMP 26 1.0ML
GAIN 20 SYR G

COMPOUND NAME PEAK R.T. AREA/PPM

← Re-clean syr + vessel.
Redo Analysis

CLIENT _____

JOB NO. _____

SHEET 2 OF 12

BY KKS/EDS/PPM

DATE 9/26/95

PHOTOVAC

START # 1

2

3

Syr. +
Vessel blank

4

5

6

STOP # 850.0
SAMPLE LIBRARY 1 SEP 26 95 8:42
ANALYSIS # 6 SYR-VESSEL BLK
INTERNAL TEMP 27 1.0ML
GAIN 20 SYR B

COMPOUND NAME	PEAK	R.T.	AREA/PPM
UNKNOWN	4	411.1	142.2 μS
UNKNOWN	5	450.8	308.9 μS
UNKNOWN	6	543.1	115.0 μS

PHOTOVAC

START # 1

3

STOP # 287.3
SAMPLE LIBRARY 1 SEP 26 95 8:53
ANALYSIS # 7 SYR BLK
INTERNAL TEMP 28 1.0ML
GAIN 20 SYR K

COMPOUND NAME	PEAK	R.T.	AREA/PPM
---------------	------	------	----------

PHOTOVAC

START # 1

STOP # 980.2
SAMPLE LIBRARY 1 SEP 26 95 9:10
ANALYSIS # 8 SYR BLK
INTERNAL TEMP 28 1.0ML
GAIN 20 SYR A

COMPOUND NAME	PEAK	R.T.	AREA/PPM
---------------	------	------	----------

PHOTOVAC

START # 1

1.0 ppm Std.

STOP # 638.8
SAMPLE LIBRARY 1 SEP 26 95 9:11
ANALYSIS # 3 1 PPM STD
INTERNAL TEMP 28 1.0ML
GAIN 20 SYR K

COMPOUND NAME	PEAK	R.T.	AREA/PPM
UNKNOWN	4	70.3	11.7 μS
UNKNOWN	5	170.0	10.0 μS
UNKNOWN	6	339.5	8.8 μS
UNKNOWN	7	434.8	21.2 μS
UNKNOWN	8	522.3	9.6 μS

CLIENT _____

JOB NO. _____ SHEET 3 OF 10

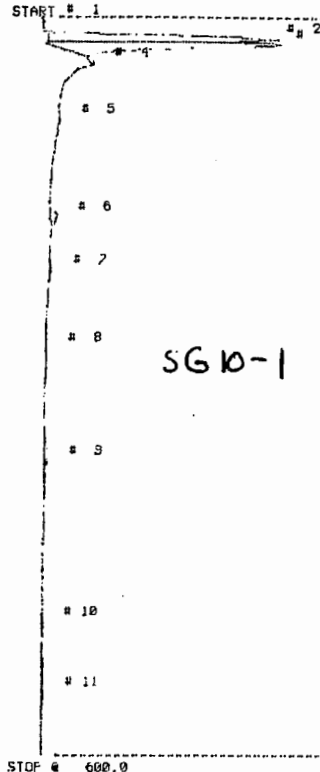

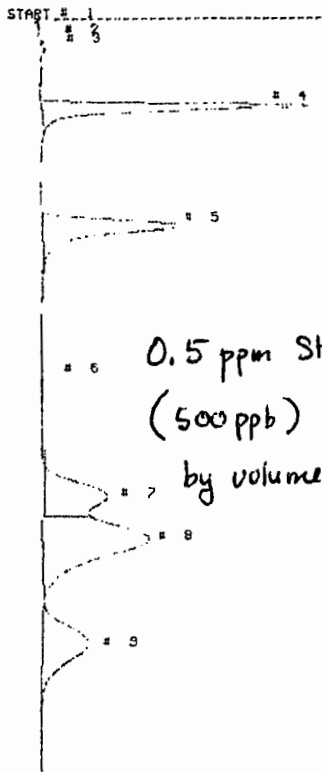
SUBJECT _____

BY KKS/EDS/PPM DATE 9/26/95

PHOTOVAC

PHOTOVAC

CKD. PHOTOVAC



STOP # 828.7
 SAMPLE LIBRARY 1 SEP 26 95 9:24
 ANALYSIS # 10 0.5 ppm Std 1.0 PPM STD
 INTERNAL TEMP 20 0.5 ML
 GAIN 20 SYR 0

STOP # 600.0
 SAMPLE LIBRARY 1 SEP 26 95 9:46
 ANALYSIS # 13 SG10-3
 INTERNAL TEMP 20 1.0 ML
 GAIN 20 SYR 11

STOP # 600.0
 SAMPLE LIBRARY 1 SEP 26 95 10:0
 ANALYSIS # 14 SG10-1
 INTERNAL TEMP 20 1.0 ML
 GAIN 20 SYR 1



COMPOUND NAME	PEAK	R.T.	AREA/PPM
UNKNOWN	4	72.3	5.8 US
UNKNOWN	5	170.3	6.0 US
UNKNOWN	7	334.3	5.3 US
UNKNOWN	8	430.0	11.6 US
UNKNOWN	9	516.6	4.2 US

COMPOUND NAME	PEAK	R.T.	AREA/PPM
UNKNOWN	2	17.9	1.8 US <u>w 3.7</u>
UNKNOWN	3	22.6	1.8 US
UNKNOWN	4	38.0	40.5 μ S
UNKNOWN	7	168.4	153.0 μ S <u>w</u>
UNKNOWN	8	209.7	43.8 μ S
UNKNOWN	10	369.1	65.5 μ S
UNKNOWN	11	413.9	122.3 μ S

COMPOUND NAME	PEAK	R.T.	AREA/PPM
UNKNOWN	2	18.4	3.6 US <u>w</u>
UNKNOWN	3	22.5	4.5 US <u>w</u>
UNKNOWN	4	38.1	25.8 μ S
UNKNOWN	6	165.7	206.2 μ S <u>w</u>
UNKNOWN	7	206.5	45.3 μ S
UNKNOWN	3	361.4	135.1 μ S
UNKNOWN	11	513.1	159.3 μ S

PHOTOVAC

PHOTOVAC




STOP # 307.7
 SAMPLE LIBRARY 1 SEP 26 95 9:31
 ANALYSIS # 11 SYR BLK
 INTERNAL TEMP 20 1.0 ML
 GAIN 20 SYR 0

STOP # 321.3
 SAMPLE LIBRARY 1 SEP 26 95 9:36
 ANALYSIS # 12 SYR BLK
 INTERNAL TEMP 20 1.0 ML
 GAIN 20 SYR 0

COMPOUND NAME PEAK R.T. AREA/PPM

COMPOUND NAME PEAK R.T. AREA/PPM



SOIL GAS CALIBRATION DATA FOR MIXED BTEX STANDARDS

ENGINEERING-SCIENCE	CLIENT: <i>ACO</i>	DATE: <i>9/26/95</i>
PROJECT: LOCATION: <i>Remedial Investigation</i> <i>SEND-25</i>	Operator: <i>KS/PFM/ES</i>	

Instrument Specs:

Type of GC: *Photovac 10*

Column Type: *CPS-1-5*

Chart Speed: *1 cm/min*

Gain: *20*

Sensitivity: *5/10*

Gas Flow Rate: *7.5 ml/min*

Tank Pressure: *40 psi*

Standard: *50 ppm BTEX Std*

Concentration: *1.0 ppm dilution* Tedlar or Glass Bulb

Inj. volume: *1 ml*

Analysis #: *9*

Time: *9:11*

Comments:

1 ppm

Analyte:	Actual Std. Conc.(ppmV)	x	Injection Vol.(ml)	=	Normalized Conc.(ppmV)	Area (vs)	Retention Time (sec.)	Response Factor	Delta RF
Benzene	<i>1.03</i>		<i>1.0</i>		<i>1.03</i>	<i>11.7</i>	<i>70.3</i>	<i>.09</i>	
Toluene	<i>1.00</i>		<i>1.0</i>		<i>1.00</i>	<i>10.6</i>	<i>170.0</i>	<i>.09</i>	
Ethylbenzene	<i>1.01</i>		<i>1.0</i>		<i>1.01</i>	<i>8.8</i>	<i>398.5</i>	<i>.11</i>	
O-Xylenes	<i>1.01</i>		<i>1.0</i>		<i>1.01</i>	<i>21.2</i>	<i>434.8</i>	<i>.05</i>	
M-Xylenes	<i>1.01</i>		<i>1.0</i>		<i>1.01</i>	<i>21.2</i>	<i>434.8</i>	<i>.05</i>	
P-Xylenes	<i>1.00</i>		<i>1.0</i>		<i>1.00</i>	<i>9.6</i>	<i>522.9</i>	<i>.10</i>	

Notes: RF = Conc. ÷ Area (vs) ; Actual Std. Conc. is to be obtained from analysis of gas standard ; Conc. normalized to 1 ml injection.

Standard: *50 ppm BTEX Std*

Concentration: *1.0 ppm dilution* Tedlar or Glass Bulb

Inj. volume: *0.5 ml*

Analysis #: *10*

Time: *9:24*

Comments:

0.5 ppm

Analyte:	Actual Std. Conc.(ppmV)	x	Injection Vol.(ml)	=	Normalized Conc.(ppmV)	Area (vs)	Retention Time (sec.)	Response Factor	Delta RF
Benzene	<i>1.03</i>		<i>1.0 0.5</i>		<i>1.03 0.52</i>	<i>5.8</i>	<i>72.3</i>	<i>18 0.09</i>	
Toluene	<i>1.00</i>		<i>1.0 0.5</i>		<i>1.00 0.50</i>	<i>6.0</i>	<i>170.3</i>	<i>17 0.08</i>	
Ethylbenzene	<i>1.01</i>		<i>1.0 0.5</i>		<i>1.01 0.51</i>	<i>5.3</i>	<i>394.3</i>	<i>19 0.10</i>	
O-Xylenes	<i>1.01</i>		<i>1.0 0.5</i>		<i>1.01 0.51</i>	<i>11.6</i>	<i>430.0</i>	<i>09 0.04</i>	
M-Xylenes	<i>1.01</i>		<i>1.0 0.5</i>		<i>1.01 0.51</i>	<i>11.6</i>	<i>430.0</i>	<i>09 0.04</i>	
P-Xylenes	<i>1.00</i>		<i>1.0 0.5</i>		<i>1.00 0.5</i>	<i>4.8</i>	<i>516.6</i>	<i>21 0.10</i>	

Notes: RF = Conc. ÷ Area (vs) ; Actual Std. Conc. is to be obtained from analysis of gas standard ; Conc. normalized to 1 ml injection.

Standard: _____

Concentration: _____ Tedlar or Glass Bulb

Inj. volume: _____

Analysis #: _____

Time: _____

Comments:

Analyte:	Actual Std. Conc.(ppmV)	x	Injection Vol.(ml)	=	Normalized Conc.(ppmV)	Area (vs)	Retention Time (sec.)	Response Factor	Delta RF
Benzene									
Toluene									
Ethylbenzene									
O-Xylenes									
M-Xylenes									
P-Xylenes									

Notes: RF = Conc. ÷ Area (vs) ; Actual Std. Conc. is to be obtained from analysis of gas standard ; Conc. normalized to 1 ml injection.



CLIENT _____

JOB NO. _____ SHEET 4 OF 12


SUBJECT _____

BY KKS/EDS/PFM DATE 9/26/95

PHOTOVAC


PHOTOVAC

PHOTOVAC



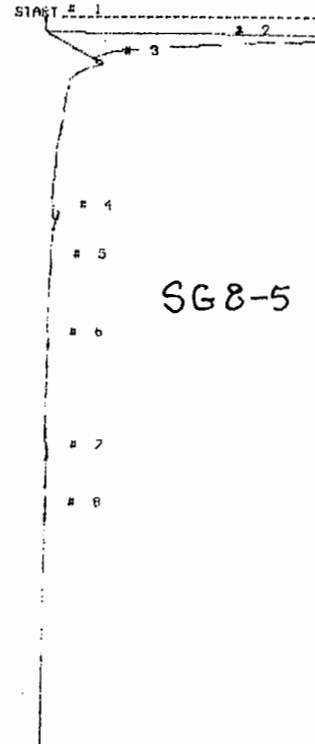
STOP # 600.0
 SAMPLE LIBRARY 1 SEP 26 95 10:11
 ANALYSIS # 15 SYR BLK
 INTERNAL TEMP 29 1.0ML
 GAIN 20 SYR T

COMPOUND NAME	PEAK	R.T.	AREA/PPM
UNKNOWN	2	10.8	22.6 μUS



STOP # 600.0
 SAMPLE LIBRARY 1 SEP 26 95 10:24
 ANALYSIS # 16 SG11-1
 INTERNAL TEMP 29 1.0ML
 GAIN 20 SYR H

COMPOUND NAME	PEAK	R.T.	AREA/PPM
UNKNOWN	2	10.8	10.8 US W
UNKNOWN	4	198.3	265.0 μUS W
UNKNOWN	5	200.1	110.4 μUS
UNKNOWN	7	346.3	315.3 μUS




STOP # 600.0
 SAMPLE LIBRARY 1 SEP 26 95 12:40
 ANALYSIS # 19 SG8-5 6 MIN
 INTERNAL TEMP 28 1.0ML
 GAIN 20 SYR N

COMPOUND NAME	PEAK	R.T.	AREA/PPM
UNKNOWN	2	11.9	11.9 US W
UNKNOWN	3	92.4	21.8 μUS
UNKNOWN	4	161.9	165.0 μUS W
UNKNOWN	7	356.3	44.1 μUS


PHOTOVAC

PHOTOVAC



STOP # 324.0
 SAMPLE LIBRARY 1 SEP 26 95 10:30
 ANALYSIS # 17 SYR BLK
 INTERNAL TEMP 29 1.0ML
 GAIN 20 SYR H

COMPOUND NAME	PEAK	R.T.	AREA/PPM
UNKNOWN	2	10.8	1.3 US
UNKNOWN	3	162.8	23.3 μUS



STOP # 266.8
 SAMPLE LIBRARY 1 SEP 26 95 12:38
 ANALYSIS # 18 SYR BLK
 INTERNAL TEMP 28 1.0ML
 GAIN 20 SYR H

COMPOUND NAME	PEAK	R.T.	AREA/PPM
UNKNOWN	2	10.8	1.3 US
UNKNOWN	3	162.8	23.3 μUS

10.8
 11.0VS
 0.4VS

11.9VS
 0.2VS

CLIENT _____

JOB NO. _____

SHEET 5 OF 12

SUBJECT _____

BY KKS/EDS/PEM



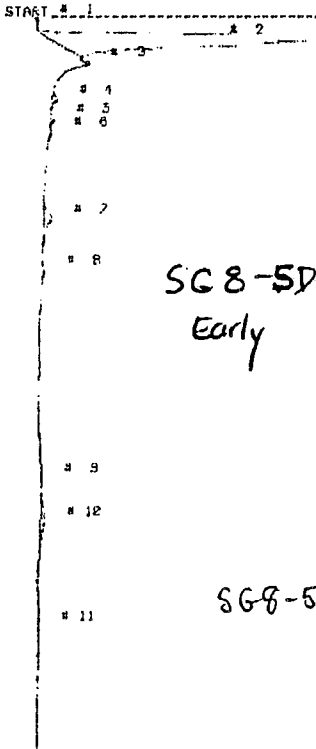
DATE 9/26/95

CKD. _____

PHOTOVAC

PHOTOVAC

PHOTOVAC




STOP # 435.8
 SAMPLE LIBRARY 1 SEP 28 95 11:7
 ANALYSIS # 21 SYR BLK
 INTERNAL TEMP 28 1.0ML
 GAIN 20 SYR N
 COMPOUND NAME PEAK R.T. AREA/PPM
 UNKNOWN 4 367.8 23.1 #US

STOP # 600.0
 SAMPLE LIBRARY 1 SEP 28 95 10:53
 ANALYSIS # 20 SG8-5 EARL
 INTERNAL TEMP 28 1.0ML
 GAIN 20 SYR K

COMPOUND NAME	PEAK	R.T.	AREA/PPM
UNKNOWN	2	17.7	15.8 #US
UNKNOWN	3	32.5	33.6 #US
UNKNOWN	4	66.1	71.3 #US
UNKNOWN	5	84.5	41.7 #US
UNKNOWN	7	164.3	313.5 #US
UNKNOWN	8	226.9	27.4 #US
UNKNOWN	9	376.1	94.3 #US
UNKNOWN	10	411.8	384.2 #US
UNKNOWN	11	438.8	101.8 #US

13.1 vs
 0.8 vs

PHOTOVAC




STOP # 432.9
 SAMPLE LIBRARY 1 SEP 26 95 11:10
 ANALYSIS # 22 SYR BLK
 INTERNAL TEMP 28 1.0ML
 GAIN 20 SYR K
 COMPOUND NAME PEAK R.T. AREA/PPM

STOP # 600.0
 SAMPLE LIBRARY 1 SEP 26 95 11:27
 ANALYSIS # 20 SG11-3
 INTERNAL TEMP 28 1.0ML
 GAIN 20 SYR L

COMPOUND NAME	PEAK	R.T.	AREA/PPM
UNKNOWN	2	17.7	4.6 #US
UNKNOWN	3	38.8	20.1 #US
UNKNOWN	6	212.8	18.6 #US
UNKNOWN	7	374.2	193.5 #US

4.6
 0.
 4.9 vs
 0.3 vs

PHOTOVAC



STOP # 365.0
 SAMPLE LIBRARY 1 SEP 26 95 11:34
 ANALYSIS # 24 SYR BLK
 INTERNAL TEMP 26 1.0ML
 GAIN 20 SYR L
 COMPOUND NAME PEAK R.T. AREA/PPM

CLIENT _____

JOB NO. _____ SHEET 6 OF 17

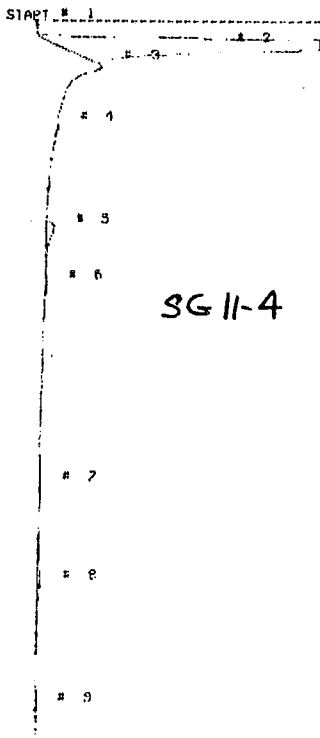
SUBJECT _____

BY KS/EDS/PPM DATE 9/26/95

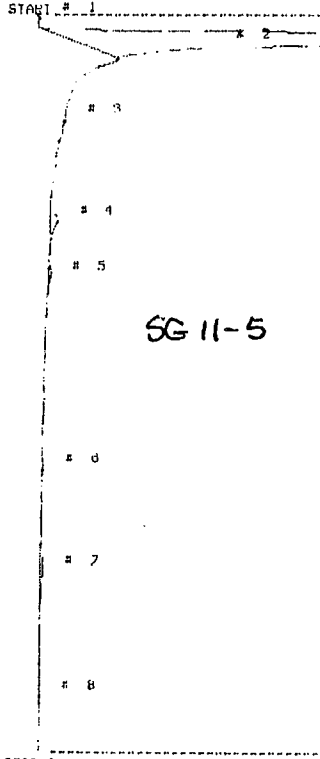
PHOTOVAC

PHOTOVAC

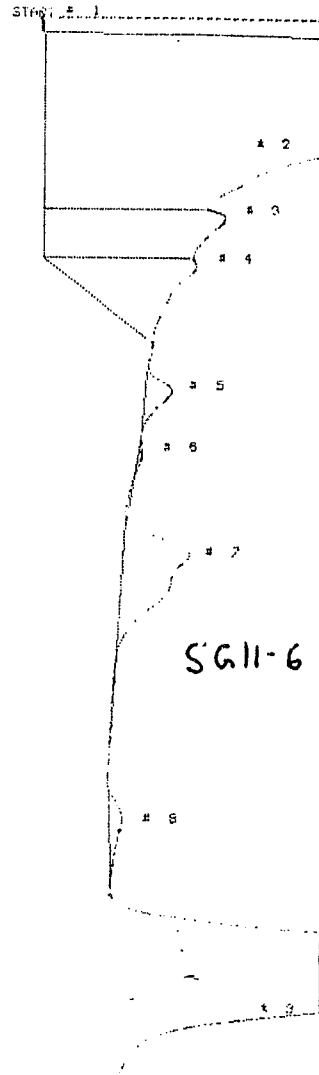
PHOTOVAC



SG 11-4



SG 11-5



SG 11-6

STOP # 600.0
 SAMPLE LIBRARY 1 SEP 26 95 11:44
 ANALYSIS # 25 SG11-4
 INTERNAL TEMP 23 1.0ML
 GAIN 20 SYR E

STOP # 600.0
 SAMPLE LIBRARY 1 SEP 26 95 12:2
 ANALYSIS # 27 SG11-5
 INTERNAL TEMP 23 1.0ML
 GAIN 20 SYR J

STOP # 865.3
 SAMPLE LIBRARY 1 SEP 26 95 12:25
 ANALYSIS # 25 SG11-6
 INTERNAL TEMP 23 1.0ML
 GAIN 20 SYR G

COMPOUND NAME	PEAK	R.T.	AREA/PPM
UNKNOWN	2	13.2	18.5 US
UNKNOWN	3	178.3	322.1 mUS
UNKNOWN	7	390.3	21.9 mUS
UNKNOWN	8	482.0	251.3 mUS

COMPOUND NAME	PEAK	R.T.	AREA/PPM
UNKNOWN	2	13.9	28.5 US
UNKNOWN	4	167.3	326.2 mUS
UNKNOWN	5	213.3	26.5 mUS
UNKNOWN	7	454.0	181.3 mUS



COMPOUND NAME	PEAK	R.T.	AREA/PPM
UNKNOWN	2	62.7	1.4 KUS
UNKNOWN	3	184.0	21.3 US
UNKNOWN	4	204.5	16.6 US
UNKNOWN	5	302.7	1.9 US
UNKNOWN	6	357.5	182.3 mUS
UNKNOWN	7	442.8	11.5 US
UNKNOWN	8	660.9	1.7 US

19.8
 20.1vs
 0.3us

28.8
 29.1vs
 0.3us

PHOTOVAC

PHOTOVAC



STOP # 381.5
 SAMPLE LIBRARY 1 SEP 26 95 11:52
 ANALYSIS # 26 SYR BLK
 INTERNAL TEMP 29 1.0ML
 GAIN 20 SYR E

STOP # 401.5
 SAMPLE LIBRARY 1 SEP 26 95 12:10
 ANALYSIS # 28 SYR BLK
 INTERNAL TEMP 30 1.0ML
 GAIN 20 SYR J

COMPOUND NAME	PEAK	R.T.	AREA/PPM
UNKNOWN	2	62.7	1.4 KUS
UNKNOWN	3	184.0	21.3 US
UNKNOWN	4	204.5	16.6 US
UNKNOWN	5	302.7	1.9 US
UNKNOWN	6	357.5	182.3 mUS
UNKNOWN	7	442.8	11.5 US
UNKNOWN	8	660.9	1.7 US

1453.8vs

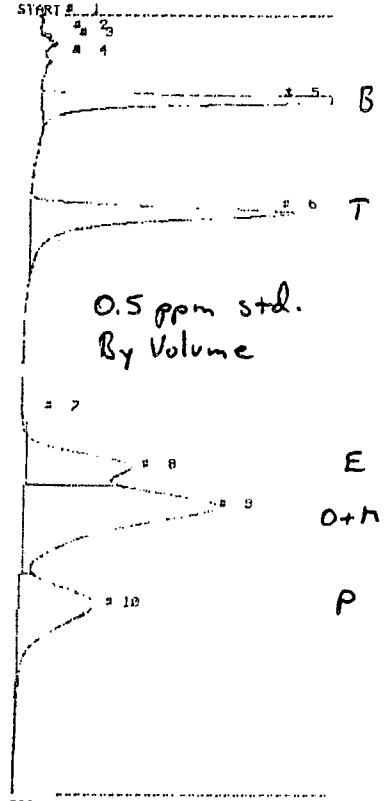
CLIENT _____

JOB NO. _____ SHEET 7 OF 12

SUBJECT PHOTOVAC

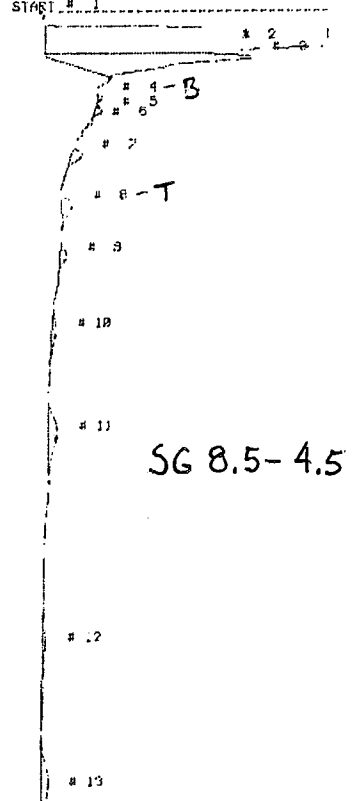
BY KS/EDS/PPM DATE 9-26-95

CKD. PHOTOVAC



STOP # 895.5
 SAMPLE LIBRARY 1 SEP 26 95 12:30
 ANALYSIS # 30 1.2 PPM STD
 INTERNAL TEMP 20 0.5 ML
 GAIN 20 SYR A

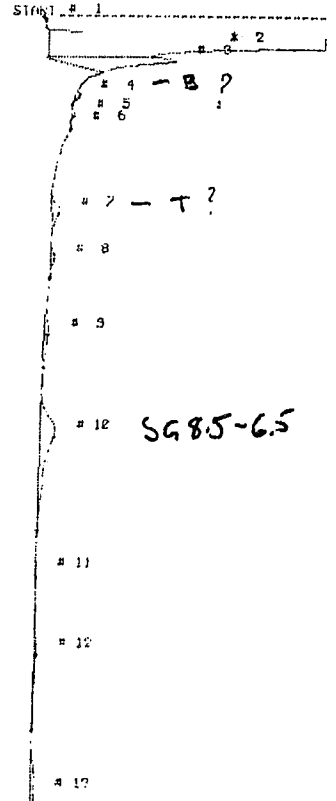
COMPOUND NAME	PEAK	R.T.	AREA/PPM
UNKNOWN	2	19.2	33.0 mUS
UNKNOWN	3	21.1	24.3 mUS
UNKNOWN	5	63.0	16.5 US
UNKNOWN	6	182.2	12.2 US
UNKNOWN	8	321.0	8.2 US
UNKNOWN	9	186.2	23.0 US
UNKNOWN	10	468.7	3.2 US



STOP # 707.3
 SAMPLE LIBRARY 1 SEP 26 95 12:48
 ANALYSIS # 31 888.3-4.5
 INTERNAL TEMP 30 1.0 ML
 GAIN 20 SYR N

COMPOUND NAME	PEAK	R.T.	AREA/PPM
UNKNOWN	2	21.3	56.3 US W
UNKNOWN	3	37.3	6.3 US
UNKNOWN	4	71.3	88.4 mUS -B
UNKNOWN	5	82.5	137.1 mUS
UNKNOWN	6	91.4	38.0 mUS
UNKNOWN	7	117.9	382.4 mUS
UNKNOWN	8	158.9	493.9 mUS -T
UNKNOWN	9	200.5	249.1 mUS
UNKNOWN	10	261.3	244.3 mUS
UNKNOWN	11	343.3	288.6 mUS
UNKNOWN	12	318.4	277.6 mUS
UNKNOWN	13	635.4	323.9 mUS

69.2 vs
 9.9 vs



STOP # 712.9
 SAMPLE LIBRARY 1 SEP 26 95 13:0
 ANALYSIS # 32 598.5-6.5
 INTERNAL TEMP 30 1.0 ML
 GAIN 20 SYR T

COMPOUND NAME	PEAK	R.T.	AREA/PPM
UNKNOWN	2	28.6	99.4 US W
UNKNOWN	3	36.6	2.7 US
UNKNOWN	4	65.3	62.5 mUS -
UNKNOWN	5	81.9	43.0 mUS
UNKNOWN	7	155.2	318.3 mUS -
UNKNOWN	8	198.5	161.1 mUS
UNKNOWN	9	258.8	214.2 mUS
UNKNOWN	10	341.3	1.8 US
UNKNOWN	12	518.4	250.1 mUS
UNKNOWN	13	633.2	436.2 mUS

45.0 vs
 6.0 vs

CLIENT _____
 SUBJECT _____


PHOTOVAC

JOB NO. _____ SHEET 8 OF 10

BY KKS/EDS/PPM DATE 9-26-95

PKD. PHOTOVAC

PHOTOVAC



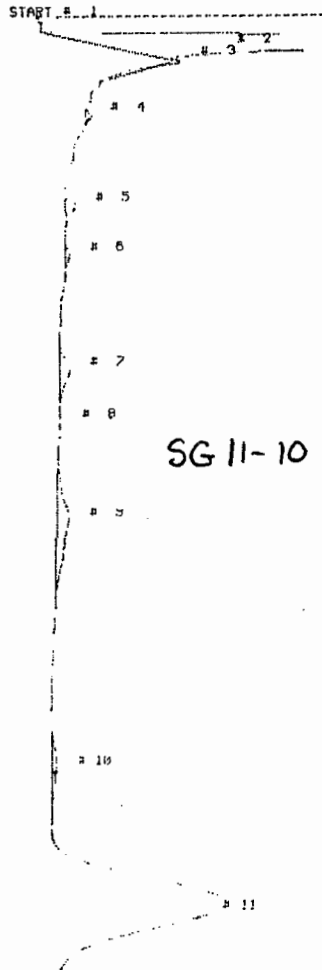
SG 8.5-8.5

STOP 6 280.2
 SAMPLE LIBRARY 1 SEP 26 95 13:14
 ANALYSIS # 33 SGR 5-8.5
 INTERNAL TEMP 22 1.0 ML
 GAIN 20 SYR H

COMPOUND NAME	PEAK	R.T.	AREA/PPM
UNKNOWN	1	4.8	20.8 mUS W
UNKNOWN	2	20.2	26.9 US
UNKNOWN	3	37.1	439.4 mUS
UNKNOWN	4	66.3	82.2 mUS -B
UNKNOWN	5	91.3	81.2 mUS
UNKNOWN	6	157.1	788.1 mUS -T
UNKNOWN	7	137.3	28.3 mUS
UNKNOWN	8	250.8	27.2 mUS
UNKNOWN	9	348.1	371.4 mUS
UNKNOWN	10	388.7	183.1 mUS
UNKNOWN	11	485.2	35.2 mUS
UNKNOWN	12	823.3	711.2 mUS

28.7 vs

8.7 vs



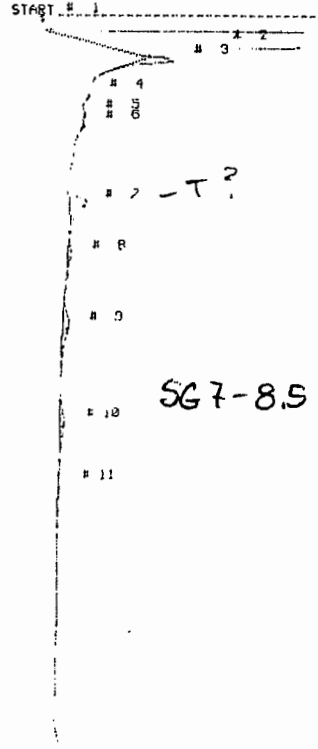
SG 11-10

STOP 8 1200.0
 SAMPLE LIBRARY 1 SEP 26 95 13:34
 ANALYSIS # 31 SG 11-10
 INTERNAL TEMP 23 1.0 ML
 GAIN 20 SYR H

COMPOUND NAME	PEAK	R.T.	AREA/PPM
UNKNOWN	2	20.8	44.1 US W
UNKNOWN	3	22.4	245.4 mUS
UNKNOWN	4	82.2	100.6 mUS
UNKNOWN	5	156.2	374.8 mUS
UNKNOWN	6	196.3	184.0 mUS
UNKNOWN	7	283.3	725.1 mUS
UNKNOWN	9	413.2	1.3 US
UNKNOWN	10	615.6	646.6 mUS

≈ 48.3 vs + pine pitch peak

4.2 vs



SG 7-8.5

STOP 8 680.0
 SAMPLE LIBRARY 1 SEP 26 95 13:10
 ANALYSIS # 35 SG 7-8.5
 INTERNAL TEMP 30 1.0 ML
 GAIN 20 SYR E

COMPOUND NAME	PEAK	R.T.	AREA/PPM
UNKNOWN	2	20.2	32.2 mUS W
UNKNOWN	3	36.3	647.3 mUS
UNKNOWN	7	153.5	261.4 mUS
UNKNOWN	8	135.2	112.3 mUS
UNKNOWN	9	252.8	353.3 mUS
UNKNOWN	10	331.2	244.3 mUS
UNKNOWN	11	721.2	33.2 mUS

39.4

2.2 vs



CLIENT _____ JOB NO. _____ SHEET 9 OF 12

SUBJECT _____ BY KKS/PPM/EDS DATE 9-26-95

PHOTOVAC

PHOTOVAC

PHOTOVAC



STOP # 600.0
 SAMPLE LIBRARY 1 SEP 26 95 15:2F
 ANALYSIS # 36 SG8.5-10.5
 INTERNAL TEMP 32 1.0 ML
 GAIN 20 SYR J

COMPOUND NAME	PEAK	R.T.	AREA/PER
UNKNOWN	2	27.7	122.0 µS W
UNKNOWN	3	56.7	27.2 µS
UNKNOWN	4	69.9	138.3 µS -B
UNKNOWN	6	88.2	61.2 µS
UNKNOWN	7	115.1	522.1 µS -T
UNKNOWN	8	150.2	1.1 µS
UNKNOWN	9	192.5	464.3 µS
UNKNOWN	10	325.1	288.3 µS
UNKNOWN	11	434.1	229.0 µS

181.4 VS
 2.8 vs

STOP # 519.4
 SAMPLE LIBRARY 1 SEP 26 95 15:55
 ANALYSIS # 38 1.0 PPM
 INTERNAL TEMP 32 0.5 ML
 GAIN 20 SYR A


COMPOUND NAME	PEAK	R.T.	AREA/PER
UNKNOWN	4	69.5	8.9 µS
UNKNOWN	5	146.6	7.5 µS
UNKNOWN	7	329.3	5.7 µS
UNKNOWN	8	357.5	14.3 µS
UNKNOWN	9	400.0	5.2 µS

STOP # 1200.0
 SAMPLE LIBRARY 1 SEP 26 95 15:46
 ANALYSIS # 37 SG11-11
 INTERNAL TEMP 32 1.0 ML
 GAIN 20 SYR F


COMPOUND NAME	PEAK	R.T.	AREA/PER
UNKNOWN	2	28.6	45.6 µS W
UNKNOWN	4	65.7	33.1 µS
UNKNOWN	5	112.9	20.6 µS
UNKNOWN	6	117.8	517.8 µS W
UNKNOWN	7	188.3	153.9 µS
UNKNOWN	8	275.7	742.0 µS
UNKNOWN	9	335.2	2.3 µS
UNKNOWN	10	580.1	626.8 µS

~ 50.3 + pine pitch peak missing
 4.7 vs

CLIENT _____ JOB NO. _____ SHEET 10 OF 12
 SUBJECT _____ BY KKS/EDS/PPM DATE 9/26/95



SGG-1A



SGG-5,5
 xylenes

STOP # 647.8
 SAMPLE LIBRARY 1 SEP 26 95 14:23
 ANALYSIS # 4 40 SGG-5,5
 INTERNAL TEMP 31 1.0 ML
 GAIN 20 SYR L

COMPOUND NAME	PEAK	R.T.	AREA/PPM
UNKNOWN	2	22.6	28.0 US W
UNKNOWN	3	44.2	16.8 US
UNKNOWN	4	39.4	8.5 US
UNKNOWN	5	27.3	26.4 US
UNKNOWN	6	36.5	5.0 US
UNKNOWN	7	184.2	3.2 US
UNKNOWN	8	126.5	272.3 mUS
UNKNOWN	9	115.7	344.2 mUS -T
UNKNOWN	10	127.8	1.9 US
UNKNOWN	11	224.1	166.3 mUS
UNKNOWN	12	312.3	672.8 mUS -m+o
UNKNOWN	13	262.8	1.3 US -P
UNKNOWN	14	434.8	246.2 mUS
UNKNOWN	15	521.1	234.3 mUS

STOP # 921.8
 SAMPLE LIBRARY 1 SEP 26 95 16:11
 ANALYSIS # 39 SGG-1A
 INTERNAL TEMP 31 1.0 ML
 GAIN 20 SYR K

COMPOUND NAME	PEAK	R.T.	AREA/PPM
UNKNOWN	2	20.2	36.8 US W
UNKNOWN	4	91.5	71.4 mUS
UNKNOWN	5	112.1	22.7 mUS
UNKNOWN	6	141.2	468.2 mUS W
UNKNOWN	7	180.3	25.0 mUS
UNKNOWN	8	308.3	240.2 mUS
UNKNOWN	3	351.3	85.1 mUS
UNKNOWN	10	452.4	265.1 mUS
UNKNOWN	11	552.4	338.6 mUS

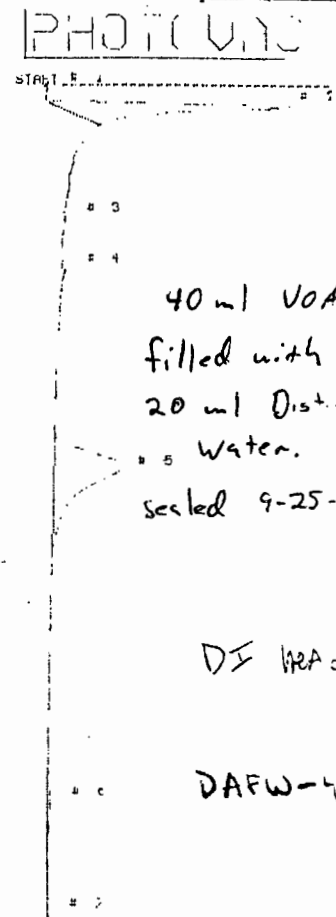
37.6

39.3 vs

1.7 vs

137.7 vs

59.7 vs



40 ml VOA
 filled with
 20 ml Distilled
 Water.
 sealed 9-25-95

DI H₂O oxide

DAFW-4

STOP # 602.7
 SAMPLE LIBRARY 1 SEP 26 95 14:23
 ANALYSIS # 41 DAFW-4
 INTERNAL TEMP 31 1.0 ML
 GAIN 20 SYR L

COMPOUND NAME	PEAK	R.T.	AREA/PPM
UNKNOWN	2	18.3	5.2 US W
UNKNOWN	4	145.5	3.3 mUS W
UNKNOWN	5	314.3	2.7 mUS W?
UNKNOWN	6	584.1	1.1 mUS

13.7 vs
 0.3 vs

DAFW sample


CLIENT _____ JOB NO. _____ SHEET 11 OF 12

SUBJECT _____ BY KCS DATE 4-26-88

PHOTOVAC


PHOTOVAC

PHOTOVAC



STOP # 431.2
 SAMPLE LIBRARY 1 SEP 28 95 16.42
 ANALYSIS # 42 SYN BLK
 INTERNAL TEMP 31 1.0 ML
 GAIN 20 57R L


COMPOUND NAME	PEAK	R.T.	AREA/EFFM
UNKNOWN	2	910.7	21.8 μS



STOP # 651.5
 SAMPLE LIBRARY 1 SEP 28 95 16.58
 ANALYSIS # 48 WATER HEADSPACE
 INTERNAL TEMP 31 1.0 ML
 GAIN 20 57R L

COMPOUND NAME	PEAK	R.T.	AREA/EFFM
UNKNOWN	2	12.8	6.0 μS W
UNKNOWN	4	150.8	250.2 μS W
UNKNOWN	5	320.8	213.4 μS
UNKNOWN	7	582.1	213.2 μS

7.8us
 0.6us

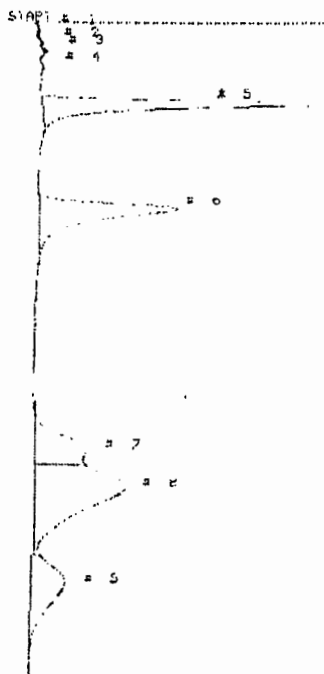


STOP # 685.4
 SAMPLE LIBRARY 1 SEP 28 95 17.11
 ANALYSIS # 44 SB25-D 4F1
 INTERNAL TEMP 31 1.0 ML
 GAIN 20 57R L

COMPOUND NAME	PEAK	R.T.	AREA/EFFM
UNKNOWN	2	18.6	10.5 μS
UNKNOWN	4	88.7	96.8 μS
UNKNOWN	5	131.7	461.6 μS
UNKNOWN	6	325.1	51.4 μS
UNKNOWN	7	622.2	323.9 μS


CLIENT _____ JOB NO. _____ SHEET 12 OF 12
 SUBJECT _____ BY KKS/PFM/EDS DATE 4/26/95
 CKD. _____ REVISION _____

PHOTOVOLAC



STOP # 583.2
 SAMPLE LIBRARY 1 JUL 26 95 17:26
 ANALYSIS # 45 1.0 PPM STD
 INTERNAL TEMP 30 1.0 ML
 GAIN 20 572 H

COMPOUND NAME	PEAK	R.T.	WELDED
UNKNOWN	1	65.3	8.1 US
UNKNOWN	6	134.2	9.3 US
UNKNOWN	2	354.5	3.3 US
UNKNOWN	8	583.2	11.8 US
UNKNOWN	3	903.6	4.1 US




Soil Gas Calibration Curves and Statistics



SOIL GAS CALIBRATION DATA

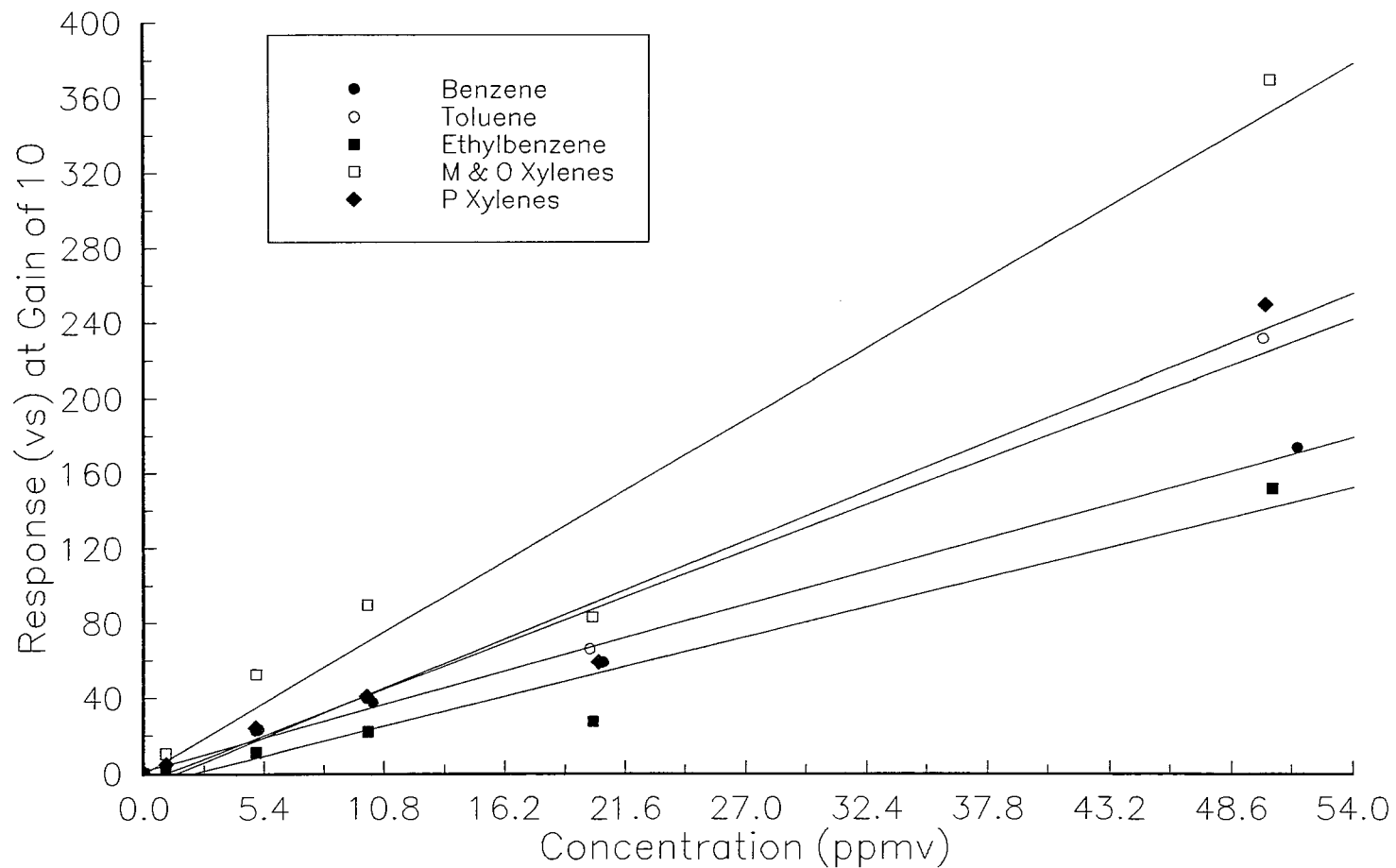
DATE: SEPTEMBER 20, 1995 Gain of 10


Benzene			Regression Output:	
X variable (conc. - ppm)	Y variable (response Vs)	Constant		0
51.5	173	Std Err of Y Est	5.41812	
20.6	58.8	R Squared	0.992879	
10.3	37.4	No. of Observations	6	
5.15	23.3	Degrees of Freedom	5	
1.03	4.9			
0	0	X Coefficient(s)	3.311559	
		Std Err of Coef.	0.095626	
		Slope =	0.301973	
Toluene			Regression Output:	
X variable (conc. - ppm)	Y variable (response Vs)	Constant		0
50	231	Std Err of Y Est	11.23282	
20	65.8	R Squared	0.983267	
10	39.8	No. of Observations	6	
5	22.9	Degrees of Freedom	5	
1	4.8			
0	0	X Coefficient(s)	4.422769	
		Std Err of Coef.	0.204199	
		Slope =	0.226103	
Ethylbenzene			Regression Output:	
X variable (conc. - ppm)	Y variable (response Vs)	Constant		0
50.4	151	Std Err of Y Est	14.07896	
20.16	27.2	R Squared	0.939903	
10.08	22	No. of Observations	6	
5.04	11.2	Degrees of Freedom	5	
1.008	3.1			
0	0	X Coefficient(s)	2.745091	
		Std Err of Coef.	0.253907	
		Slope =	0.364287	
O-Xylenes and M-Xylenes			Regression Output:	
X variable (conc. - ppm)	Y variable (response Vs)	Constant		0
50.3	369	Std Err of Y Est	29.3442	
20.12	83	R Squared	0.95373	
10.06	89.6	No. of Observations	6	
5.03	52.4	Degrees of Freedom	5	
1.006	10.4			
0	0	X Coefficient(s)	6.989918	
		Std Err of Coef.	0.530261	
		Slope =	0.143063	
P-Xylenes			Regression Output:	
X variable (conc. - ppm)	Y variable (response Vs)	Constant		0
50.1	249	Std Err of Y Est	17.85507	
20.4	58.8	R Squared	0.96375	
10.02	40.6	No. of Observations	6	
5.01	24.1	Degrees of Freedom	5	
1.002	4.9			
0	0	X Coefficient(s)	4.653913	
		Std Err of Coef.	0.323163	
		Slope =	0.214873	



Soil Gas BTEX Calibration Curves

September 20, 1995






SOIL GAS CALIBRATION DATA

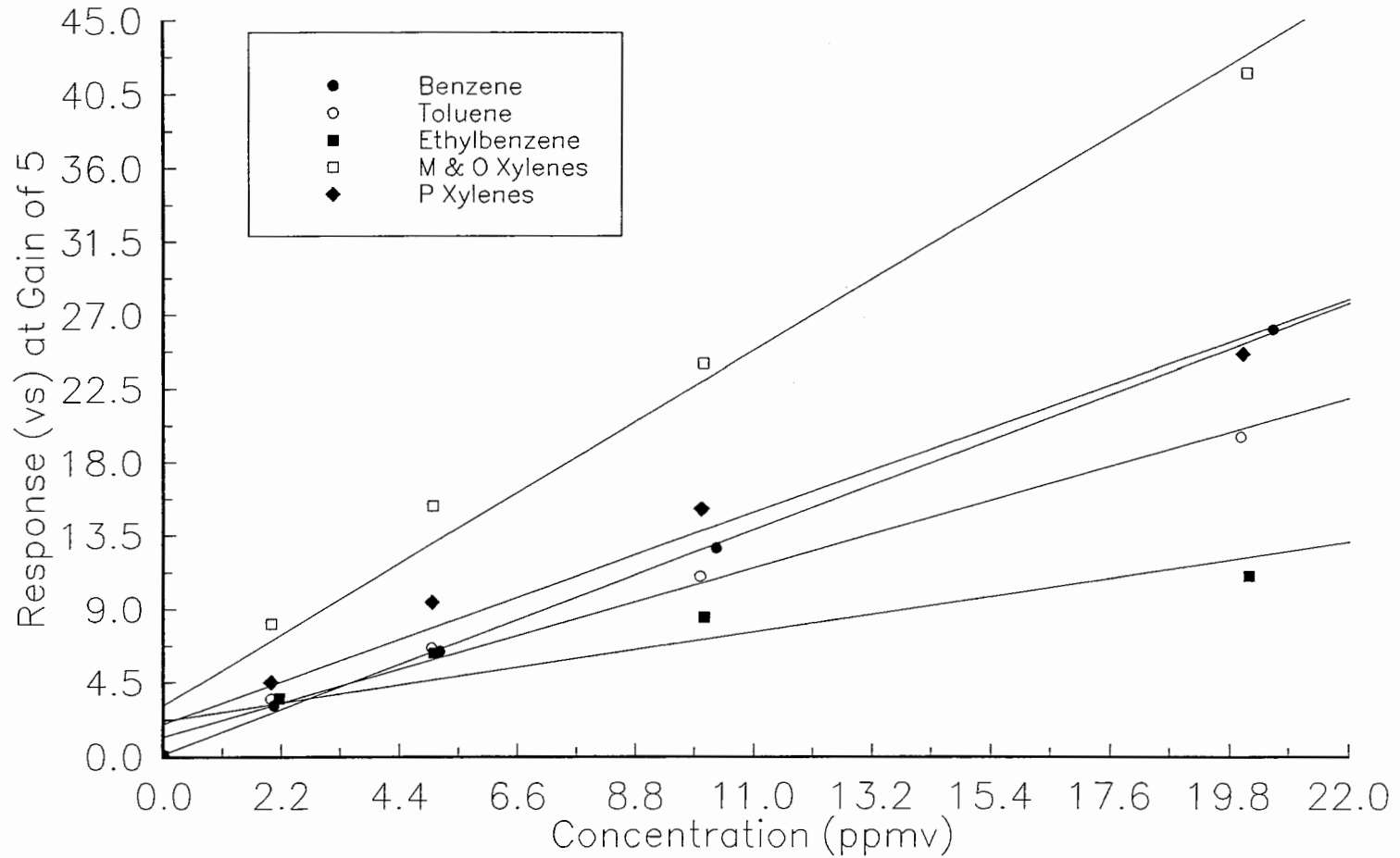
DATE: SEPTEMBER 21, 1996 Gain of 5


Benzene			Regression Output:	
X variable (conc. - ppm)	Y variable (response Vs)	Constant		0
20.6	26	Std Err of Y Est		0.290768
10.3	12.7	R Squared		0.999201
5.15	6.4	No. of Observations		5
2.06	3.1	Degrees of Freedom		4
0	0	X Coefficient(s)	1.257548	
		Std Err of Coef.	0.012274	
		Slope =	0.795198	
Toluene			Regression Output:	
X variable (conc. - ppm)	Y variable (response Vs)	Constant		0
20	19.5	Std Err of Y Est		1.207401
10	11	R Squared		0.974355
5	6.6	No. of Observations		5
2	3.5	Degrees of Freedom		4
0	0	X Coefficient(s)	1.020794	
		Std Err of Coef.	0.052496	
		Slope =	0.97963	
Ethylbenzene			Regression Output:	
X variable (conc. - ppm)	Y variable (response Vs)	Constant		0
20.16	11	Std Err of Y Est		2.33144
10.08	8.5	R Squared		0.704152
5.04	6.3	No. of Observations		5
2.16	3.5	Degrees of Freedom		4
0	0	X Coefficient(s)	0.644402	
		Std Err of Coef.	0.100506	
		Slope =	1.551827	
O-Xylenes and M-Xylenes			Regression Output:	
X variable (conc. - ppm)	Y variable (response Vs)	Constant		0
20.12	41.75	Std Err of Y Est		3.211157
10.06	24	R Squared		0.959925
5.03	15.3	No. of Observations		5
2.01	8.1	Degrees of Freedom		4
0	0	X Coefficient(s)	2.19421	
		Std Err of Coef.	0.138784	
		Slope =	0.455745	
P-Xylenes			Regression Output:	
X variable (conc. - ppm)	Y variable (response Vs)	Constant		0
20.04	24.5	Std Err of Y Est		2.152681
10.02	15.1	R Squared		0.949135
5.01	9.4	No. of Observations		5
2	4.5	Degrees of Freedom		4
0	0	X Coefficient(s)	1.314956	
		Std Err of Coef.	0.093409	
		Slope =	0.760482	



Soil Gas BTEX Calibration Curves

September 21, 1995






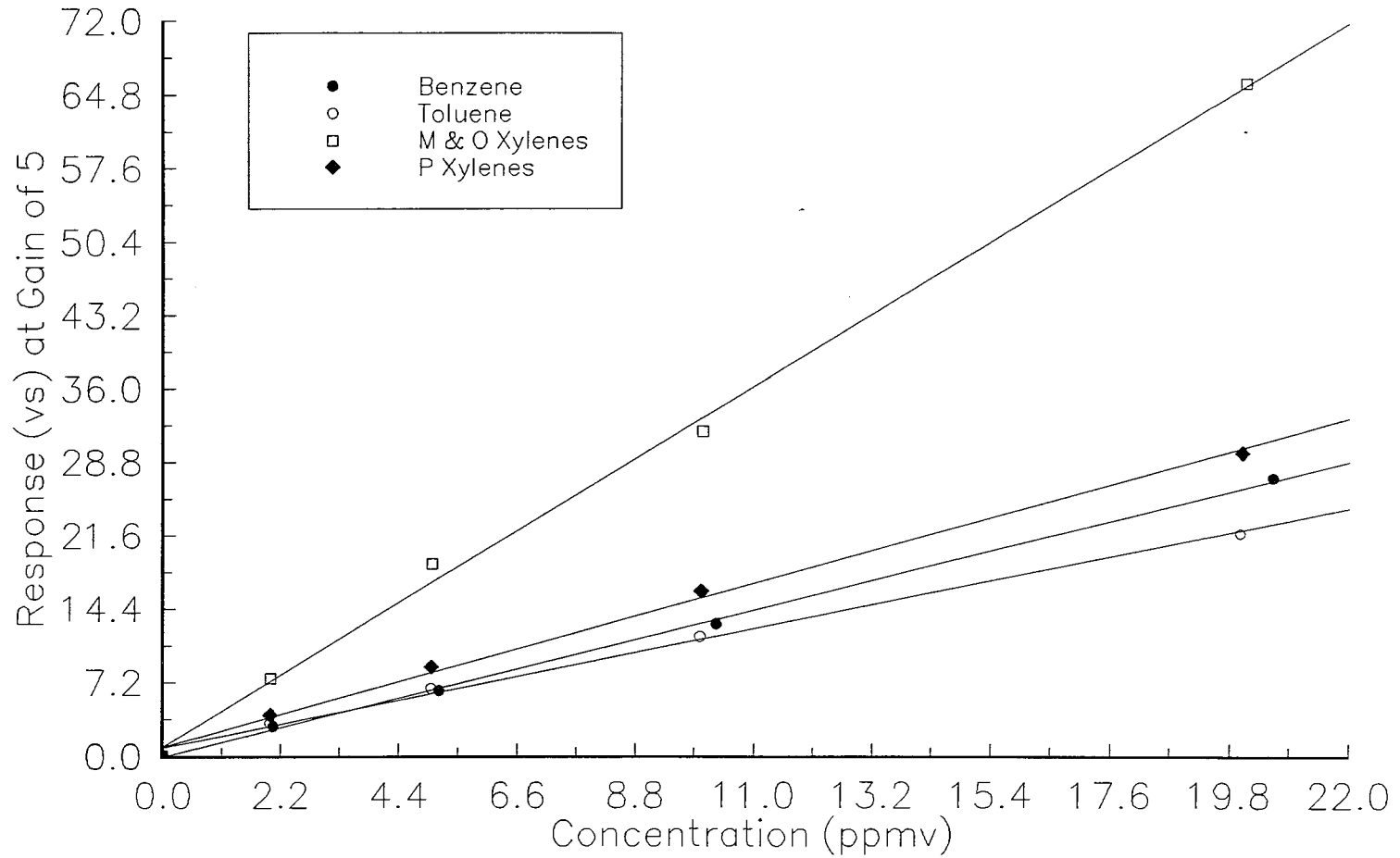
SOIL GAS CALIBRATION DATA


DATE: SEPTEMBER 22, 1995 A Gain of 5

Benzene			Regression Output:	
X variable (conc. - ppm)	Y variable (response Vs)		Constant	0
20.6	27.1		Std Err of Y Est	0.34583
10.3	12.9		R Squared	0.998969
5.15	6.4		No. of Observations	5
2.06	2.9		Degrees of Freedom	4
0	0		X Coefficient(s)	1.300861
			Std Err of Coef.	0.014598
			Slope =	0.768722
Toluene			Regression Output:	
X variable (conc. - ppm)	Y variable (response Vs)		Constant	0
20	21.7		Std Err of Y Est	0.814466
10	11.7		R Squared	0.990797
5	6.6		No. of Observations	5
2	3.2		Degrees of Freedom	4
0	0		X Coefficient(s)	1.116068
			Std Err of Coef.	0.035412
			Slope =	0.896003
Ethylbenzene			Regression Output:	
X variable (conc. - ppm)	Y variable (response Vs)		NOT AVAILABLE	
20.16	NA			
10.08	NA			
5.04	NA			
2.02	3.2			
0	0			
NA = Not Available; no separation of ethylbenzene peak on the chromatogram				
M-Xylenes and O-Xylenes			Regression Output:	
X variable (conc. - ppm)	Y variable (response Vs)		Constant	0
20.12	65.8		Std Err of Y Est	1.393866
10.06	31.8		R Squared	0.997097
5.03	18.8		No. of Observations	5
2.01	7.6		Degrees of Freedom	4
0	0		X Coefficient(s)	3.275641
			Std Err of Coef.	0.060242
			Slope =	0.305284
P-Xylenes			Regression Output:	
X variable (conc. - ppm)	Y variable (response Vs)		Constant	0
20.04	29.6		Std Err of Y Est	0.947753
10.02	16.1		R Squared	0.993407
5.01	8.7		No. of Observations	5
2	4		Degrees of Freedom	4
0	0		X Coefficient(s)	1.517774
			Std Err of Coef.	0.041125
			Slope =	0.65886



Soil Gas BTEX Calibration Curves
September 22, 1995 (A)






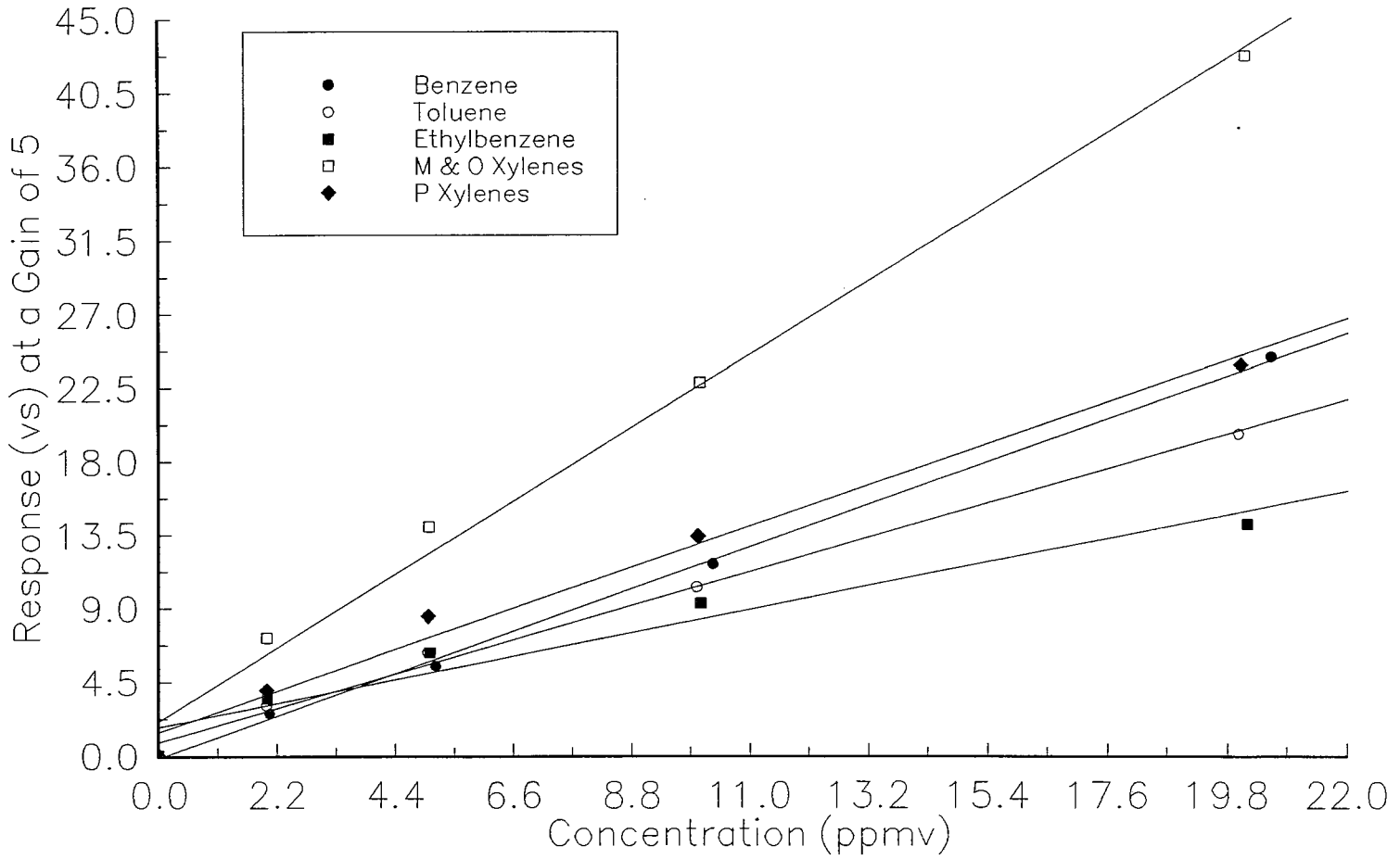
SOIL GAS CALIBRATION DATA


DATE: SEPTEMBER 22, 1995 B Gain of 5

Benzene			Regression Output:	
X variable (conc. - ppm)	Y variable (response Vs)	Constant		0
20.6	24.3	Std Err of Y Est	0.342224	
10.3	11.7	R Squared	0.998752	
5.15	5.5	No. of Observations		5
2.06	2.6	Degrees of Freedom		4
0	0	X Coefficient(s)	1.1667	
		Std Err of Coef.	0.014446	
		Slope =	0.857118	
Toluene			Regression Output:	
X variable (conc. - ppm)	Y variable (response Vs)	Constant		0
20	19.6	Std Err of Y Est	0.883759	
10	10.3	R Squared	0.986455	
5	6.3	No. of Observations		5
2	3.1	Degrees of Freedom		4
0	0	X Coefficient(s)	1.006994	
		Std Err of Coef.	0.038424	
		Slope =	0.993054	
Ethylbenzene			Regression Output:	
X variable (conc. - ppm)	Y variable (response Vs)	Constant		0
20.16	14.1	Std Err of Y Est	1.871505	
10.08	9.3	R Squared	0.880042	
5.04	6.3	No. of Observations		5
2.02	3.5	Degrees of Freedom		4
0	0	X Coefficient(s)	0.775463	
		Std Err of Coef.	0.080723	
		Slope =	1.289553	
M-Xylenes and O-Xylenes			Regression Output:	
X variable (conc. - ppm)	Y variable (response Vs)	Constant		0
20.12	42.7	Std Err of Y Est	2.189846	
10.06	22.8	R Squared	0.982363	
5.03	14	No. of Observations		5
2.01	7.2	Degrees of Freedom		4
0	0	X Coefficient(s)	2.19177	
		Std Err of Coef.	0.094644	
		Slope =	0.456252	
P-Xylenes			Regression Output:	
X variable (conc. - ppm)	Y variable (response Vs)	Constant		0
20.04	23.8	Std Err of Y Est	1.547291	
10.02	13.4	R Squared	0.971853	
5.01	8.5	No. of Observations		5
2	4	Degrees of Freedom		4
0	0	X Coefficient(s)	1.246098	
		Std Err of Coef.	0.06714	
		Slope =	0.802505	



Soil Gas BTEX Calibration Curve
September 22, 1995 (B)






SOIL GAS CALIBRATION DATA

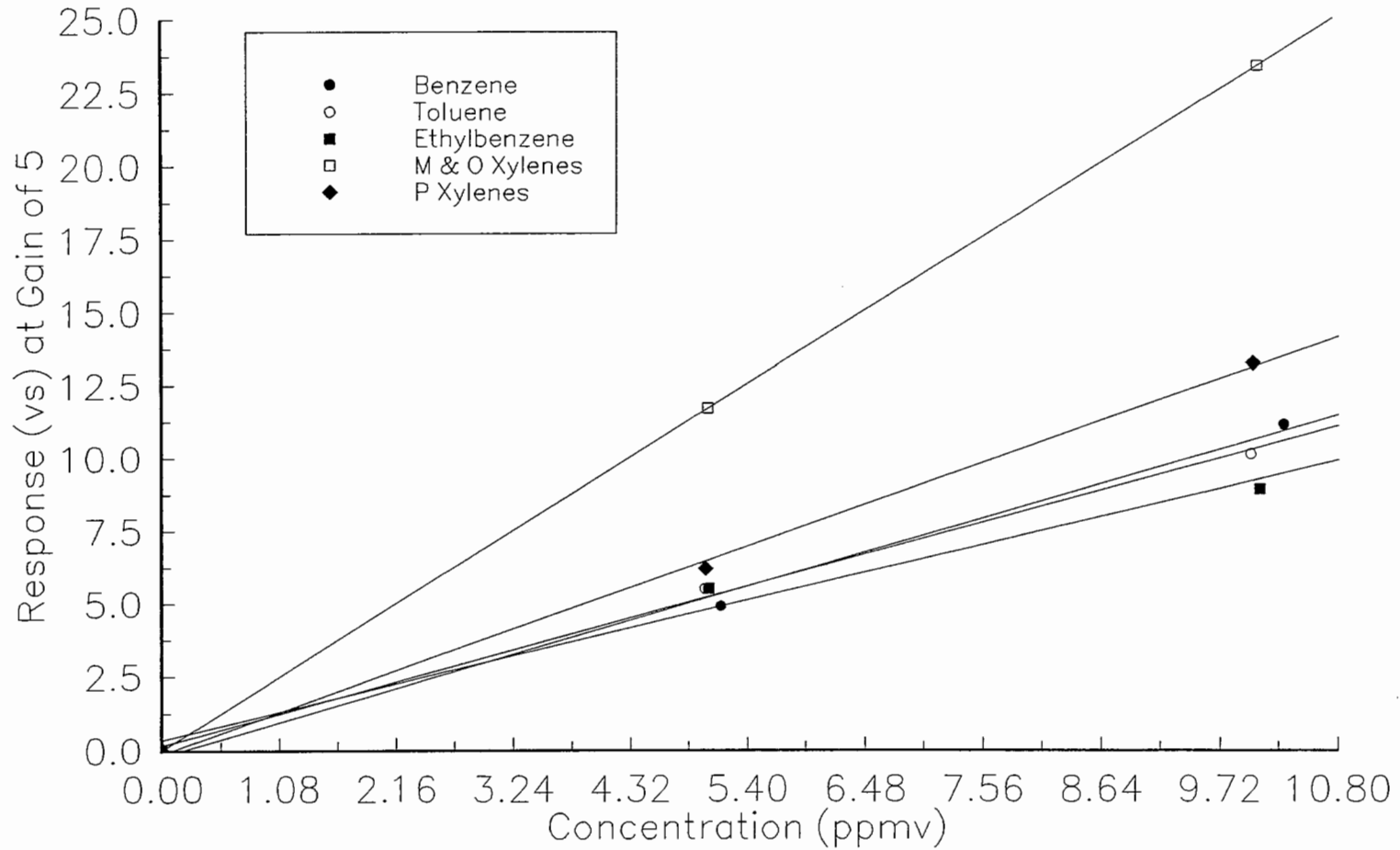
DATE: SEPTEMBER 23, 1995 Gain of 5

Benzene			Regression Output:	
X variable (conc. - ppm)	Y variable (response Vs)		Constant	0
10.3	11.1		Std Err of Y Est	0.411096
5.15	4.9		R Squared	0.994538
0	0		No. of Observations	3
			Degrees of Freedom	2
			X Coefficient(s)	1.052427
			Std Err of Coef.	0.035699
			Slope =	0.950185
Toluene			Regression Output:	
X variable (conc. - ppm)	Y variable (response Vs)		Constant	0
10	10.1		Std Err of Y Est	0.284605
5	5.5		R Squared	0.996832
0	0		No. of Observations	3
			Degrees of Freedom	2
			X Coefficient(s)	1.028
			Std Err of Coef.	0.025456
			Slope =	0.972763
Ethylbenzene			Regression Output:	
X variable (conc. - ppm)	Y variable (response Vs)		Constant	0
10.08	8.9		Std Err of Y Est	0.664078
5.04	5.5		R Squared	0.978136
0	0		No. of Observations	3
			Degrees of Freedom	2
			X Coefficient(s)	0.924603
			Std Err of Coef.	0.058926
			Slope =	1.081545
M-Xylenes and O-Xylenes			Regression Output:	
X variable (conc. - ppm)	Y variable (response Vs)		Constant	0
10.06	23.4		Std Err of Y Est	0
5.03	11.7		R Squared	1
0	0		No. of Observations	3
			Degrees of Freedom	2
			X Coefficient(s)	2.326044
			Std Err of Coef.	0
			Slope =	0.429915
P-Xylenes			Regression Output:	
X variable (conc. - ppm)	Y variable (response Vs)		Constant	0
10.02	13.2		Std Err of Y Est	0.252982
5.01	6.2		R Squared	0.998533
0	0		No. of Observations	3
			Degrees of Freedom	2
			X Coefficient(s)	1.301397
			Std Err of Coef.	0.022582
			Slope =	0.768405



Soil Gas BTEX Calibration Curves

September 23, 1995






SOIL GAS CALIBRATION DATA

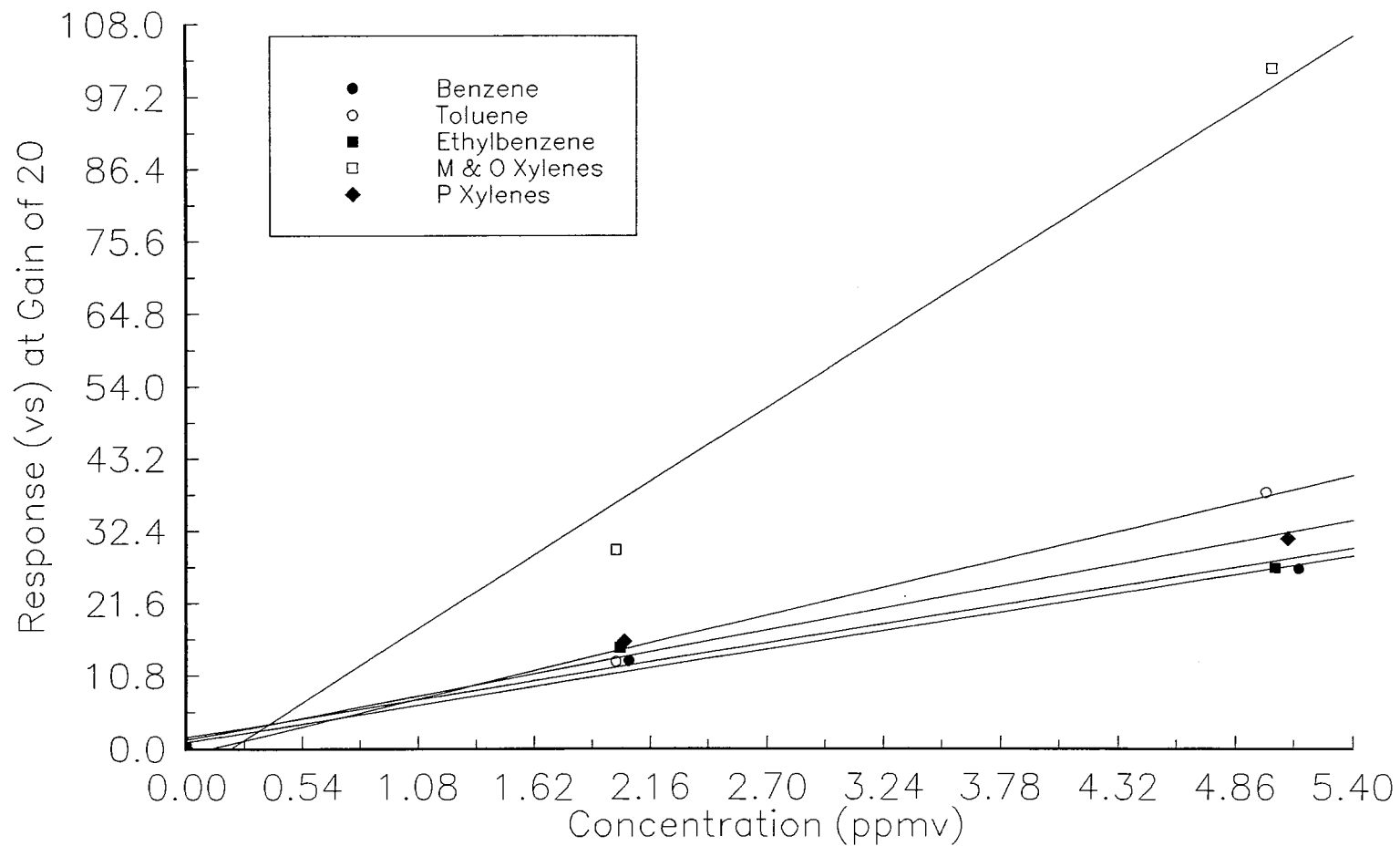
DATE: SEPTEMBER 24, 1995 Gain of 20


Benzene			Regression Output:	
X variable (conc. - ppm)	Y variable (response Vs)		Constant	0
5.15	26.6		Std Err of Y Est	1.483763
2.06	12.9		R Squared	0.987558
0	0		No. of Observations	3
			Degrees of Freedom	2
			X Coefficient(s)	5.316371
			Std Err of Coef.	0.267503
			Slope =	0.188098
Toluene			Regression Output:	
X variable (conc. - ppm)	Y variable (response Vs)		Constant	0
5	38		Std Err of Y Est	1.575677
2	12.8		R Squared	0.993358
0	0		No. of Observations	3
			Degrees of Freedom	2
			X Coefficient(s)	7.434483
			Std Err of Coef.	0.292596
			Slope =	0.134508
Ethylbenzene			Regression Output:	
X variable (conc. - ppm)	Y variable (response Vs)		Constant	0
5.04	26.7		Std Err of Y Est	2.755899
2.02	14.9		R Squared	0.957575
0	0		No. of Observations	3
			Degrees of Freedom	2
			X Coefficient(s)	5.585306
			Std Err of Coef.	0.507557
			Slope =	0.179041
M-Xylenes and O-Xylenes			Regression Output:	
X variable (conc. - ppm)	Y variable (response Vs)		Constant	0
5.03	101.2		Std Err of Y Est	7.056005
2	29.5		R Squared	0.98162
0	0		No. of Observations	3
			Degrees of Freedom	2
			X Coefficient(s)	19.3863
			Std Err of Coef.	1.303522
			Slope =	0.051583
P-Xylenes			Regression Output:	
X variable (conc. - ppm)	Y variable (response Vs)		Constant	0
5.1	31.1		Std Err of Y Est	2.205948
2.04	15.8		R Squared	0.979877
0	0		No. of Observations	3
			Degrees of Freedom	2
			X Coefficient(s)	6.32522
			Std Err of Coef.	0.401602
			Slope =	0.158097



Soil Gas BTEX Calibration Curves

September 24, 1995





SOIL GAS CALIBRATION DATA

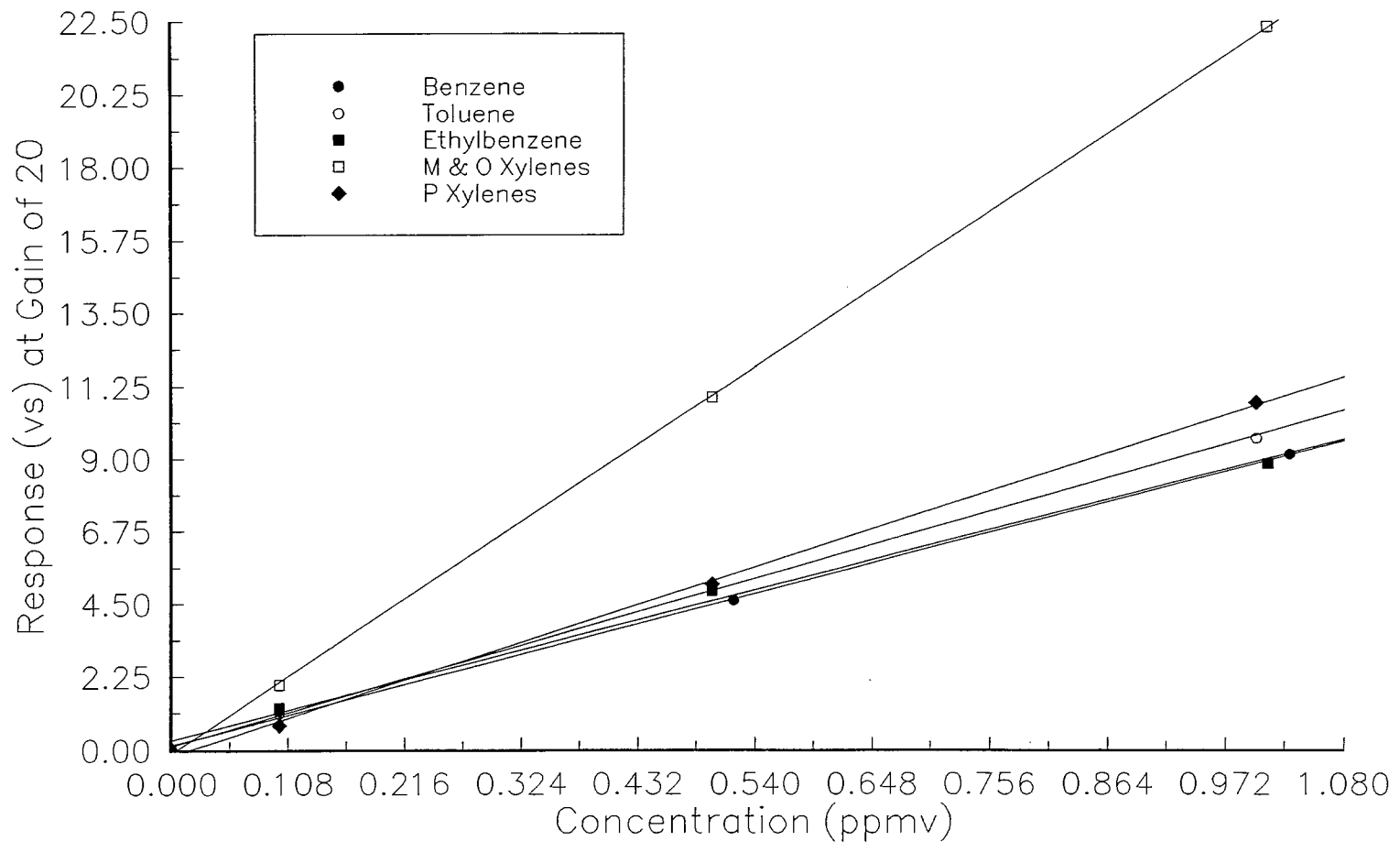
DATE: SEPTEMBER 25, 1996 Gain of 20


Benzene			Regression Output:	
X variable (conc. - ppm)	Y variable (response Vs)	Constant		0
1.03	9.1	Std Err of Y Est		0.181946
0.52	4.6	R Squared		0.99801
0.1	1.2	No. of Observations		4
0	0	Degrees of Freedom		3
		X Coefficient(s)	8.860807	
		Std Err of Coef.	0.157101	
		Slope =	0.112857	
Toluene			Regression Output:	
X variable (conc. - ppm)	Y variable (response Vs)	Constant		0
1	9.6	Std Err of Y Est		0.171517
0.5	5.1	R Squared		0.998451
0.1	1.1	No. of Observations		4
0	0	Degrees of Freedom		3
		X Coefficient(s)	9.730159	
		Std Err of Coef.	0.152799	
		Slope =	0.102773	
Ethylbenzene			Regression Output:	
X variable (conc. - ppm)	Y variable (response Vs)	Constant		0
1.01	8.8	Std Err of Y Est		0.366021
0.5	4.9	R Squared		0.991429
0.1	1.3	No. of Observations		4
0	0	Degrees of Freedom		3
		X Coefficient(s)	8.958675	
		Std Err of Coef.	0.323507	
		Slope =	0.111624	
M-Xylenes and O-Xylenes			Regression Output:	
X variable (conc. - ppm)	Y variable (response Vs)	Constant		0
1.01	22.3	Std Err of Y Est		0.137002
0.5	10.9	R Squared		0.999819
0.1	2	No. of Observations		4
0	0	Degrees of Freedom		3
		X Coefficient(s)	22.00844	
		Std Err of Coef.	0.121089	
		Slope =	0.045437	
P-Xylenes			Regression Output:	
X variable (conc. - ppm)	Y variable (response Vs)	Constant		0
1	10.7	Std Err of Y Est		0.220104
0.5	5.1	R Squared		0.997998
0.1	0.75	No. of Observations		4
0	0	Degrees of Freedom		3
		X Coefficient(s)	10.5754	
		Std Err of Coef.	0.196084	
		Slope =	0.094559	



Soil Gas BTEX Calibration Curves

September 25, 1995






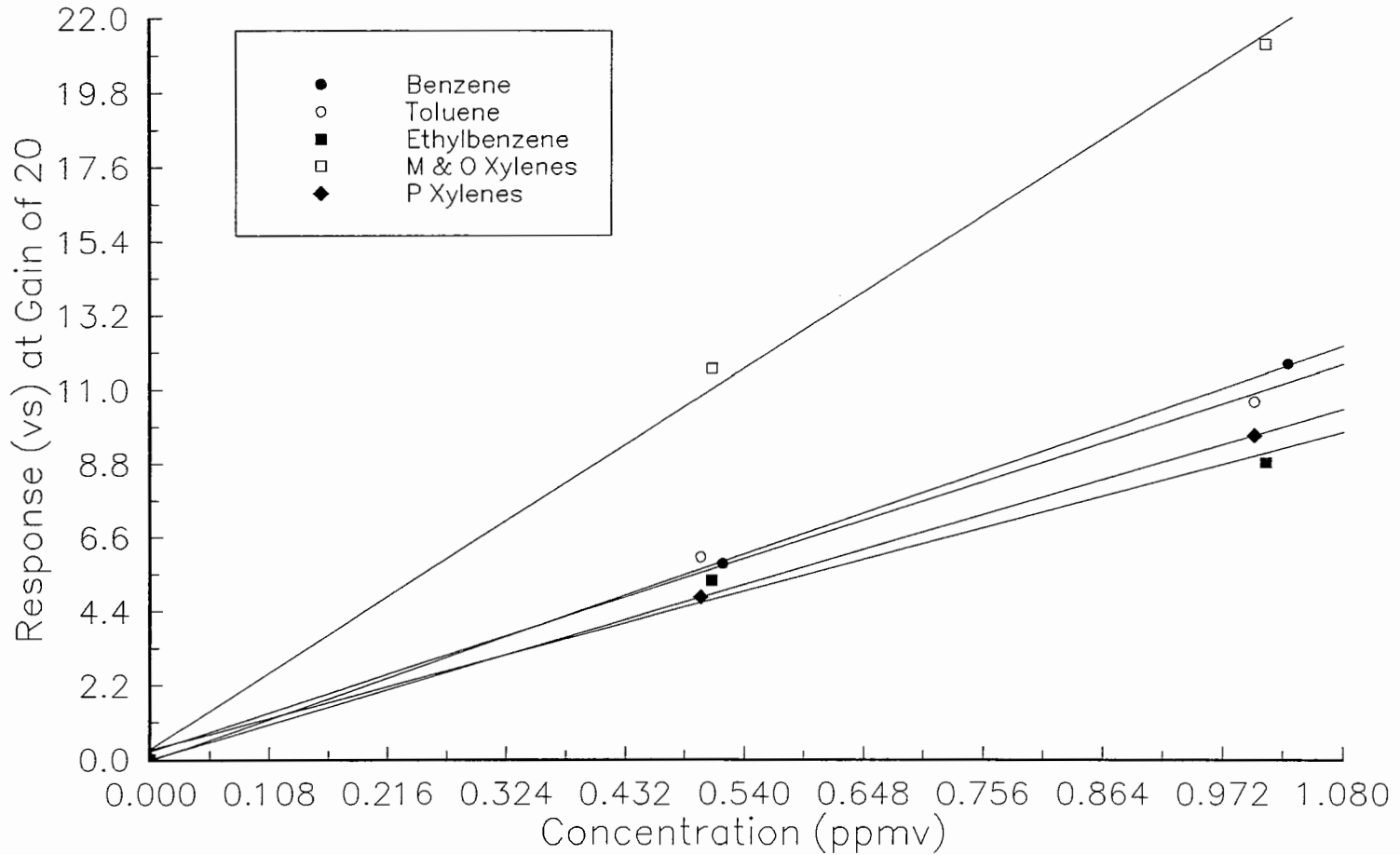
SOIL GAS CALIBRATION DATA


DATE: SEPTEMBER 26, 1995 Gain of 20

Benzene			Regression Output:	
X variable (conc. - ppm)	Y variable (response Vs)		Constant	0
1.03	11.7		Std Err of Y Est	0.067412
0.52	5.8		R Squared	0.999867
0	0		No. of Observations	3
			Degrees of Freedom	2
			X Coefficient(s)	11.31751
			Std Err of Coef.	0.058425
			Slope =	0.088359
Toluene			Regression Output:	
X variable (conc. - ppm)	Y variable (response Vs)		Constant	0
1	10.6		Std Err of Y Est	0.442719
0.5	6		R Squared	0.993063
0	0		No. of Observations	3
			Degrees of Freedom	2
			X Coefficient(s)	10.88
			Std Err of Coef.	0.39598
			Slope =	0.091912
Ethylbenzene			Regression Output:	
X variable (conc. - ppm)	Y variable (response Vs)		Constant	0
1.01	8.8		Std Err of Y Est	0.540583
0.51	5.3		R Squared	0.985113
0	0		No. of Observations	3
			Degrees of Freedom	2
			X Coefficient(s)	9.054054
			Std Err of Coef.	0.477775
			Slope =	0.110448
M-Xylenes and O-Xylenes			Regression Output:	
X variable (conc. - ppm)	Y variable (response Vs)		Constant	0
1.01	21.2		Std Err of Y Est	0.564956
0.51	11.6		R Squared	0.997168
0	0		No. of Observations	3
			Degrees of Freedom	2
			X Coefficient(s)	21.34666
			Std Err of Coef.	0.499316
			Slope =	0.046846
P-Xylenes			Regression Output:	
X variable (conc. - ppm)	Y variable (response Vs)		Constant	0
1	9.6		Std Err of Y Est	0
0.5	4.8		R Squared	1
0	0		No. of Observations	3
			Degrees of Freedom	2
			X Coefficient(s)	9.6
			Std Err of Coef.	0
			Slope =	0.104167



Soil Gas BTEX Calibration Curves
September 26, 1995





Groundwater Headspace Chromatograms



CLIENT _____

JOB NO. _____ SHEET 1 OF 3413

SUBJECT _____

BY KKS/PEM/EDS DATE 9/27/95

PHOTOVAC

PHOTOVAC

ID. PHOTOVAC

START _____

START _____

START _____

Ambient temp 17°C
Oven at 20°C
Flow at 9.0 ml/min

SYR. BLK.

1 Syr. BLK.

SYR BLANK

1

2

3

STOP # 600.0
SAMPLE LIBRARY 1 SEP 27 85 2110
ANALYSIS # 1 SYR BLK
INTERNAL TEMP 2 1.0 mL
GAIN 2 SYR P

STOP # 600.0
SAMPLE LIBRARY 1 SEP 27 85 819
ANALYSIS # 2 SYR BLK
INTERNAL TEMP 2 1.0 mL
GAIN 2 SYR M

STOP # 600.0
SAMPLE LIBRARY 1 SEP 27 85 8120
ANALYSIS # 3 SYR BLK
INTERNAL TEMP 2 1.0 mL
GAIN 2 SYR N

OFF-SET 0.0 mV
WHEEL SPEED 1 0.001in
BLURR SENS. 1 10.4 mV/sec
SIGNAL 1 1 Percent
PULSE WID 20 mUsec
TRIGG DELAY 10.0 sec
ANALYSIS TIME 000.0 sec
CYCLE TIME 0 min

CONTAINED NAME PEAK #1. ANALYSIS

CONTAINED NAME PEAK #1. ANALYSIS

CONTAINED NAME PEAK #1. ANALYSIS

CLIENT _____

JOB NO. _____ SHEET 2 OF BAIC




SUBJECT _____

BY KKS/PEM/EDS DATE 9/27/95

PHOTOVAC

PHOTOVAC

PHOTOVAC



STOP # 680.0
 SAMPLE LIBRARY 1 SEP 27 05 9:33
 ANALYSIS # 4 SYR BLK
 INTERNAL TEMP 24 1.0 ML
 GAIN 2 SYR L
 COMPOUND NAME PEAK R.T. AREA(%)

STOP # 680.0
 SAMPLE LIBRARY 1 SEP 27 05 9:51
 ANALYSIS # 5 SYR BLK
 INTERNAL TEMP 25 1.0 ML
 GAIN 2 SYR F
 COMPOUND NAME PEAK R.T. AREA(%)

STOP # 680.0
 SAMPLE LIBRARY 1 SEP 27 05 9:7
 ANALYSIS # 6 SYR BLK
 INTERNAL TEMP 26 1.0 ML
 GAIN 2 SYR K
 COMPOUND NAME PEAK R.T. AREA(%)

CLIENT _____

JOB NO. _____ SHEET 3 OF 13


SUBJECT _____

BY KKS/EDS/ppm DATE 9/27/95


PHOTOVAC

PHOTOVAC


OKD. PHOTOVAC




STOP # 600.0
 SAMPLE LIBRARY 1 SEP 27 95 9:15
 ANALYSIS # 7 ROD BLK
 INTERNAL TEMP 25 1.0 ML
 GAIN 2 SYP H
 COMPOUND NAME PEAK R.T. AREA/PM
 UNK.000 1 12.2 020.3 #95



STOP # 600.0
 SAMPLE LIBRARY 1 SEP 27 95 9:34
 ANALYSIS # 8 SYR BLK
 INTERNAL TEMP 25 1.0 ML
 GAIN 2 SYR 1
 COMPOUND NAME PEAK R.T. AREA/PM



STOP # 600.0
 SAMPLE LIBRARY 1 SEP 27 95 10:4
 ANALYSIS # 9 SYR BLK
 INTERNAL TEMP 25 1.0 ML
 GAIN 2 SYP P
 COMPOUND NAME PEAK R.T. AREA/PM



CLIENT _____

JOB NO. _____ SHEET 4 OF 13

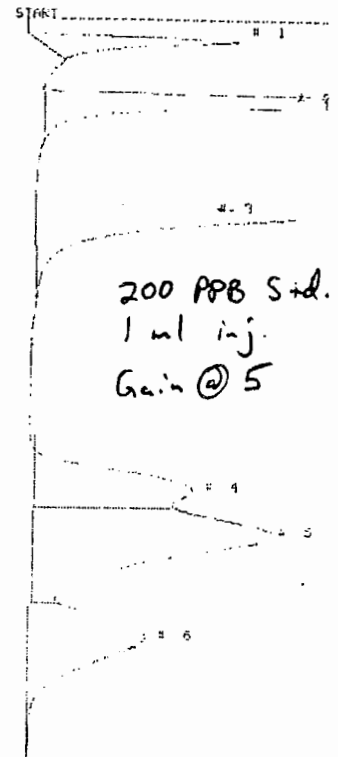
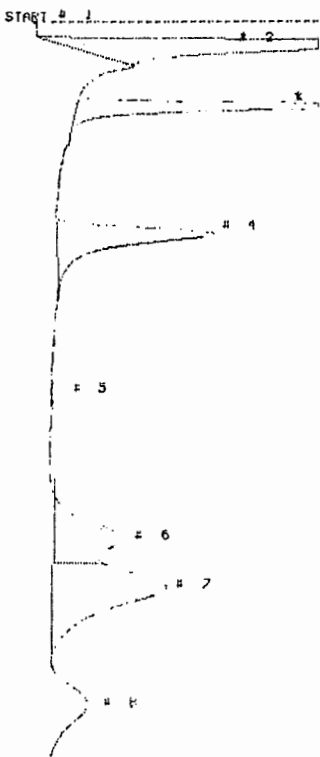

SUBJECT _____

BY EDS/KKS/PM DATE 9/27/95

PHOTOVAC

PHOTOVAC

PHOTOVAC



STOP # 680.0
 SAMPLE LIBRARY 1 SEP 27 95 10:21
 ANALYSIS # 10 SYR BLK
 INTERNAL TEMP 27 1.0 ML
 GAIN 20 SYR XA

STOP # 680.0
 SAMPLE LIBRARY 1 SEP 27 95 10:42
 ANALYSIS # 13 10 PPB STD
 INTERNAL TEMP 28 1.0 ML
 GAIN 20 SYR N

STOP # 680.0
 SAMPLE LIBRARY 1 SEP 27 95 11:03
 ANALYSIS # 14 200 PPB STD
 INTERNAL TEMP 28 1.0 ML
 GAIN 5 SYR N


COMPOUND NAME PEAK F.T. AREA/HT
 UNKNOWN 1 12.6 5.8 US
 UNKNOWN 2 64.0 26.7 US
 UNKNOWN 3 151.6 13.3 US
 UNKNOWN 4 357.3 13.8 US
 UNKNOWN 5 425.6 33.6 US
 UNKNOWN 6 522.4 17.8 US

COMPOUND NAME PEAK F.T. AREA/HT
 UNKNOWN 2 18.1 15.1 US
 UNKNOWN 3 68.0 10.1 US
 UNKNOWN 4 174.2 9.3 US
 UNKNOWN 6 425.0 2.9 US
 UNKNOWN 7 455.2 11.2 US

COMPOUND NAME PEAK F.T. AREA/HT
 UNKNOWN 1 12.6 5.8 US
 UNKNOWN 2 64.0 26.7 US
 UNKNOWN 3 151.6 13.3 US
 UNKNOWN 4 357.3 13.8 US
 UNKNOWN 5 425.6 33.6 US
 UNKNOWN 6 522.4 17.8 US

Preliminary Calibration
 injection - increase
 analysis time to 650 sec
 Flow increased to 12 ml/min
 oven @ 20°C
 Ambient temp 20°C +/- 1°C


PHOTOVAC



STOP # 143.1
 SAMPLE LIBRARY 1 SEP 27 95 11:16
 ANALYSIS # 15 SYR BLK
 INTERNAL TEMP 31 1.0 ML
 GAIN 5 SYR N

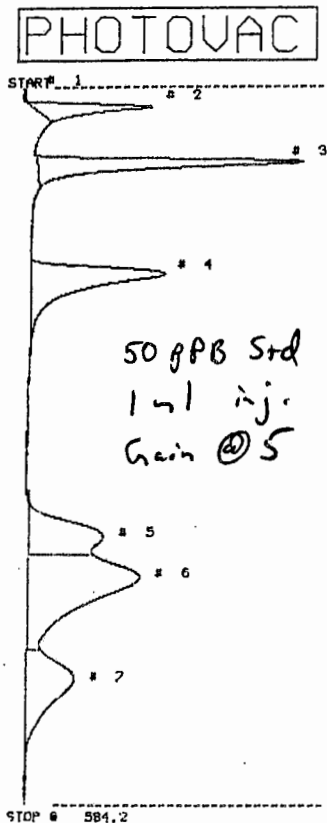
COMPOUND NAME PEAK F.T. AREA/HT

CLIENT _____ JOB NO. _____ SHEET 5 OF 13
 SUBJECT _____ BY KLS/EDS/PPM DATE 9-27-95



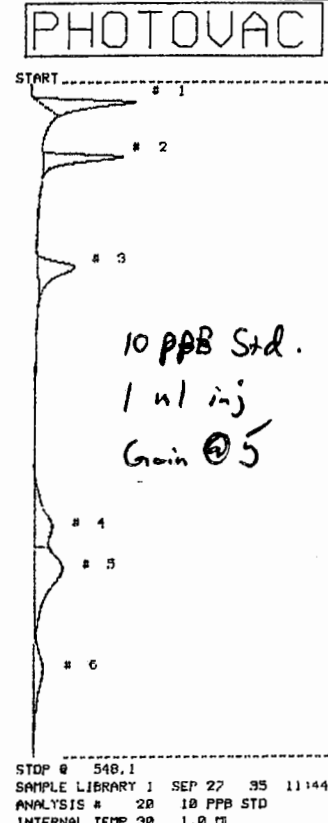
STOP # 001.0
 SAMPLE LIBRARY 1 SEP 27 95 11:10
 ANALYSIS # 16 100 PPB STD
 INTERNAL TEMP 29 1.0 ML
 GAIN 5 SYR N

COMPOUND NAME	PEAK	R.T.	AREA/PPM
UNKNOWN	2	17.2	2.7 US
UNKNOWN	3	63.7	13.9 US
UNKNOWN	4	156.5	11.9 US
UNKNOWN	6	377.5	10.9 US
UNKNOWN	7	411.8	23.7 US
UNKNOWN	8	496.8	11.0 US




STOP # 504.2
 SAMPLE LIBRARY 1 SEP 27 95 11:30
 ANALYSIS # 18 50 PPB STD
 INTERNAL TEMP 30 1.0 ML
 GAIN 5 SYR N

COMPOUND NAME	PEAK	R.T.	AREA/PPM
UNKNOWN	2	17.2	2.7 US
UNKNOWN	3	62.9	7.0 US
UNKNOWN	4	153.5	8.0 US
UNKNOWN	5	370.5	6.7 US
UNKNOWN	6	404.1	15.9 US
UNKNOWN	7	488.7	6.6 US



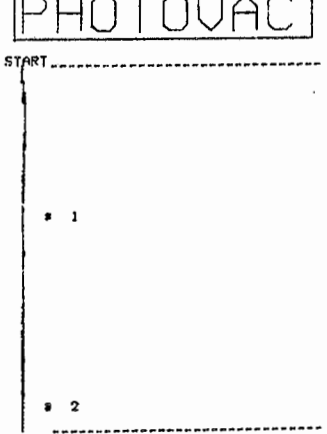
STOP # 548.1
 SAMPLE LIBRARY 1 SEP 27 95 11:44
 ANALYSIS # 20 10 PPB STD
 INTERNAL TEMP 30 1.0 ML
 GAIN 5 SYR N

COMPOUND NAME	PEAK	R.T.	AREA/PPM
UNKNOWN	1	17.0	2.1 US
UNKNOWN	2	62.3	1.9 US
UNKNOWN	3	152.0	1.7 US
UNKNOWN	4	365.6	1.8 US
UNKNOWN	5	399.2	3.4 US
UNKNOWN	6	482.4	1.0 US



STOP # 218.0
 SAMPLE LIBRARY 1 SEP 27 95 11:20
 ANALYSIS # 17 SYR BLK
 INTERNAL TEMP 31 1.0 ML
 GAIN 5 SYR N

COMPOUND NAME	PEAK	R.T.	AREA/PPM
---------------	------	------	----------



STOP # 296.7
 SAMPLE LIBRARY 1 SEP 27 95 11:35
 ANALYSIS # 19 SYR BLK
 INTERNAL TEMP 31 1.0 ML
 GAIN 5 SYR N

COMPOUND NAME	PEAK	R.T.	AREA/PPM
---------------	------	------	----------

10 ml. di

25
50
100
500

PARSONS MAIN, INC.



CLIENT USACOE JOB NO. _____ SHEET 1 OF 1
 SUBJECT Sereca Army Depot - SEAD 25 BY KCS DATE 9-27-95
BTEX Liquid Standard Dilutions CKD. _____ REVISION _____


Manufacturer : Chem Service
 Standard : BTEX Mixture (200 ug/ml in Methanol)
 Lot # : 136-144A

200 ug/ml (+/- 5%)
 Benzene
 Toluene
 Ethyl benzene
 O-xylene
 m-xylene
 p-xylene

Note: 200 ug/ml = 200 ppm

Dilution Procedure

100 ul of 200 ppm Standard added to 100 ml flask (Distilled Water) = 200 ppb Std.
 50 ul of 200 ppm Standard added to 100 ml flask (") = 100 ppb Std.
 10 ml of 100 ppb Std added to 10 ml distilled water = 20 ml - 50 ppb Std.
 10 ml of 100 ppb Std added to 100 ml flask (Distilled water) = 10 ppb Std.



SOIL GAS CALIBRATION DATA FOR MIXED BTEX STANDARDS

ENGINEERING-SCIENCE	CLIENT: USACOE	DATE: 9-27-95
PROJECT: Screen Army Depot. RI/FS		Operator:
LOCATION: SEAD - 25		KKS

Instrument Specs:

Type of GC: Photovac 10550

Column Type: _____

Chart Speed: _____

Gain: 5

Sensitivity: _____

Gas Flow Rate: 12 ml/min

Tank Pressure: 40

Standard: <u>BTEX</u>	Comments:
Concentration: <u>200 PPB</u> Tedlar or Glass Bulb	
Inj. volume: <u>1 ml</u>	
Analysis #: <u>14</u>	
Time: <u>1103</u>	

Water headspace

Analyte:	Actual Std. Conc.(ppmV) x	Injection Vol.(ml) =	Normalized Conc.(ppmV)	Area (vs)	Retention Time (sec.)	Response Factor	Delta RF
Benzene	<u>200 PPB</u>	<u>1.0</u>	<u>200 PPB</u>	<u>26.7</u>	<u>66</u>	<u>7.49</u>	-----
Toluene	↓	↓	↓	<u>18.3</u>	<u>161.6</u>	<u>10.93</u>	
Ethylbenzene	↓	↓	↓	<u>15.6</u>	<u>387.3</u>	<u>12.82</u>	
O-Xylenes	↓	↓	↓	<u>35.6</u>	<u>423.6</u>	<u>5.62</u>	
M-Xylenes	↓	↓	↓	<u>35.6</u>	<u>423.6</u>	<u>5.62</u>	
P-Xylenes	↓	↓	↓	<u>17.6</u>	<u>509.4</u>	<u>11.36</u>	

Notes: RF = Conc. ÷ Area (vs) ; Actual Std. Conc. is to be obtained from analysis of gas standard ; Conc. normalized to 1 ml injection.

Standard: <u>BTEX</u>	Comments:
Concentration: <u>100 PPB</u> Tedlar or Glass Bulb	
Inj. volume: <u>1 ml</u>	
Analysis #: <u>16</u>	
Time: <u>1116</u>	

Analyte:	Actual Std. Conc.(ppmV) x	Injection Vol.(ml) =	Normalized Conc.(ppmV)	Area (vs)	Retention Time (sec.)	Response Factor	Delta RF
Benzene	<u>100 PPB</u>	<u>1 ml</u>	<u>100 PPB</u>	<u>13.9</u>	<u>63.7</u>	<u>7.19</u>	
Toluene	↓	↓	↓	<u>11.9</u>	<u>156.5</u>	<u>8.40</u>	
Ethylbenzene	↓	↓	↓	<u>10.5</u>	<u>377.3</u>	<u>9.52</u>	
O-Xylenes	↓	↓	↓	<u>23.7</u>	<u>411.8</u>	<u>4.22</u>	
M-Xylenes	↓	↓	↓	<u>23.7</u>	<u>411.8</u>	<u>4.22</u>	
P-Xylenes	↓	↓	↓	<u>11.0</u>	<u>496.8</u>	<u>9.09</u>	

Notes: RF = Conc. ÷ Area (vs) ; Actual Std. Conc. is to be obtained from analysis of gas standard ; Conc. normalized to 1 ml injection.

Standard: <u>BTEX</u>	Comments:
Concentration: <u>50 PPB</u> Tedlar or Glass Bulb	
Inj. volume: <u>1.0 ml</u>	
Analysis #: <u>18</u>	
Time: <u>1130</u>	

Analyte:	Actual Std. Conc.(ppmV) x	Injection Vol.(ml) =	Normalized Conc.(ppmV)	Area (vs)	Retention Time (sec.)	Response Factor	Delta RF
Benzene	<u>50 PPB</u>	<u>1.0</u>	<u>50 PPB</u>	<u>7.6</u>	<u>62.9</u>	<u>6.58</u>	
Toluene	↓	↓	↓	<u>8.0</u>	<u>153.5</u>	<u>6.25</u>	
Ethylbenzene	↓	↓	↓	<u>6.7</u>	<u>370.3</u>	<u>7.46</u>	
O-Xylenes	↓	↓	↓	<u>15.9</u>	<u>404.1</u>	<u>3.14</u>	
M-Xylenes	↓	↓	↓	<u>15.9</u>	<u>404.1</u>	<u>3.14</u>	
P-Xylenes	↓	↓	↓	<u>6.6</u>	<u>488.7</u>	<u>7.57</u>	

Notes: RF = Conc. ÷ Area (vs) ; Actual Std. Conc. is to be obtained from analysis of gas standard ; Conc. normalized to 1 ml injection.

SOIL GAS CALIBRATION DATA FOR MIXED BTEX STANDARDS

ENGINEERING—SCIENCE		CLIENT:		DATE: 9-27-95					
PROJECT:				Operator:					
LOCATION:									
Standard: BTEX				Comments:					
Concentration: 10 PPB		Tedlar or Glass Bulb							
Inj. volume: 1.0 ml									
Analysis #: 20									
Time: 1144									
Analyte:	Actual Std. Conc.(ppmV)	x	Injection Vol.(ml)	=	Normalized Conc.(ppmV)	Area (vs)	Retention Time (sec.)	Response Factor	Delta RF
Benzene	10 PPB		1.0 ml		10 PPB	21.9	62.3	5.26	
Toluene						1.7	152.0	5.88	
Ethylbenzene						1.8	365.6	3.55	
O-Xylenes						3.4	299.2	2.94	
M-Xylenes						3.4	399.2	2.94	
P-Xylenes						1.0	462.4	10.0	
Notes: RF = Conc. ÷ Area (vs) ; Actual Std. Conc. is to be obtained from analysis of gas standard ; Conc. normalized to 1 ml injection.									
Standard:				Comments:					
Concentration:		Tedlar or Glass Bulb							
Inj. volume:									
Analysis #:									
Time:									
Analyte:	Actual Std. Conc.(ppmV)	x	Injection Vol.(ml)	=	Normalized Conc.(ppmV)	Area (vs)	Retention Time (sec.)	Response Factor	Delta RF
Benzene									
Toluene									
Ethylbenzene									
O-Xylenes									
M-Xylenes									
P-Xylenes									
Notes: RF = Conc. ÷ Area (vs) ; Actual Std. Conc. is to be obtained from analysis of gas standard ; Conc. normalized to 1 ml injection.									

CLIENT _____

JOB NO. _____ SHEET 6 OF 13

SUBJECT

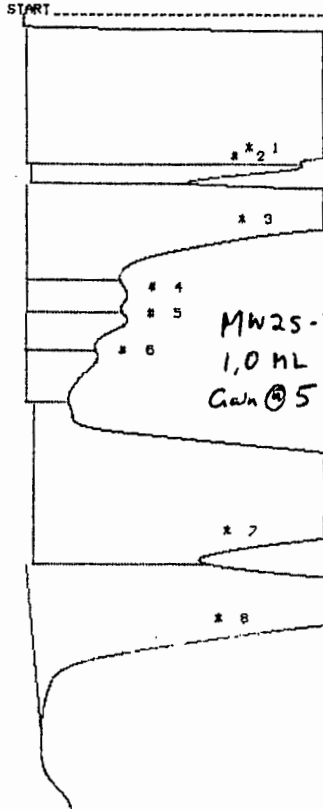
BY KKS

DATE 9-27-95

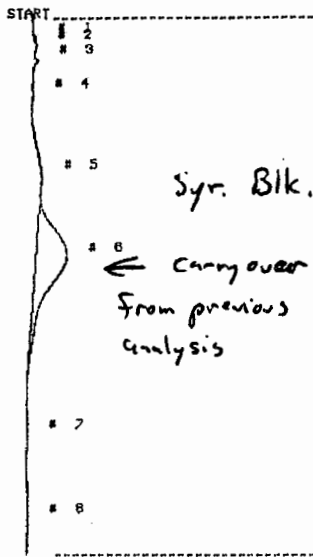
PHOTOVAC

PHOTOVAC

PHOTOVAC



MW25-2
1.0 mL
Gain @ 5



Syr. Blk.

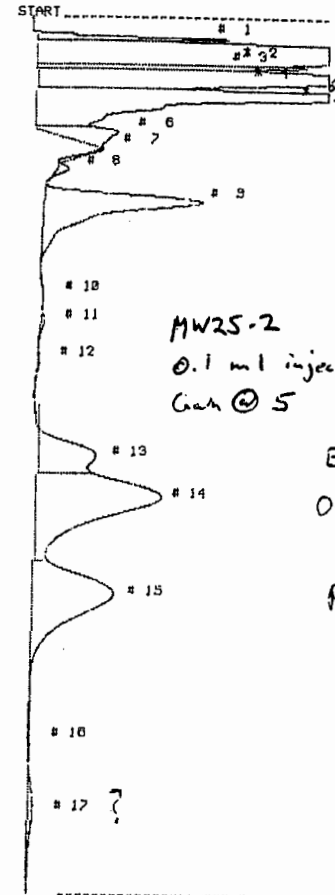
← Carry over
from previous
analysis

STOP # 438.2
SAMPLE LIBRARY 1 SEP 27 95 12: 6
ANALYSIS # 22 SYR BLK
INTERNAL TEMP 30 0.5 ML
GAIN 5 SYR A

COMPOUND NAME	PEAK	R.T.	AREA/PPM
UNKNOWN	5	128.9	69.0 mUS
UNKNOWN	6	195.3	5.2 US
UNKNOWN	8	407.6	26.3 mUS

STOP # 650.0
SAMPLE LIBRARY 1 SEP 27 95 11:58
ANALYSIS # 21 MW25-2
INTERNAL TEMP 29 1.0 ML
GAIN 5 SYR L

COMPOUND NAME	PEAK	R.T.	AREA/PPM
UNKNOWN	1	65.9	1.1 KUS
UNKNOWN	2	124.7	11.9 US
UNKNOWN	3	158.9	101.7 US
UNKNOWN	4	230.9	8.2 US
UNKNOWN	5	251.8	8.8 US
UNKNOWN	6	281.8	8.0 US
UNKNOWN	7	393.9	420.5 US
UNKNOWN	8	481.7	188.2 US



MW25-2
0.1 ml injection
Gain @ 5

STOP # 715.0
SAMPLE LIBRARY 1 SEP 27 95 12:20
ANALYSIS # 23 MW25-2
INTERNAL TEMP 28 0.10 ML
GAIN 5 SYR 9

COMPOUND NAME	PEAK	P.T.	AREA/PPM
UNKNOWN	1	16.3	2.1 US
UNKNOWN	2	29.5	39.2 US
UNKNOWN	3	48.2	3.4 US
UNKNOWN	4	18.8	15.7 US
UNKNOWN	-5	63.6	20.5 US
UNKNOWN	6	95.0	2.1 US
UNKNOWN	7	108.3	76.9 mUS
UNKNOWN	8	126.2	301.3 mUS
UNKNOWN	-9	151.7	8.9 US
UNKNOWN	11	230.3	113.7 mUS
UNKNOWN	12	280.9	20.5 mUS
UNKNOWN	-13	361.4	4.9 US
UNKNOWN	-14	395.0	15.9 US
UNKNOWN	-15	475.6	10.9 US
UNKNOWN	17	651.9	621.5 mUS

CLIENT _____

JOB NO. _____

SHEET 7 OF 13

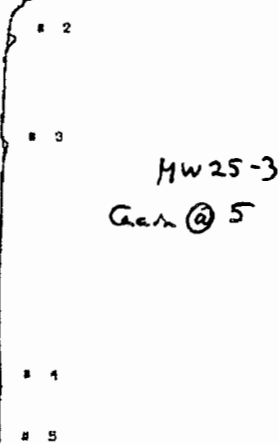
SUBJECT _____

BY KKS

DATE 5-22-85

PHOTOVAC

START # 1



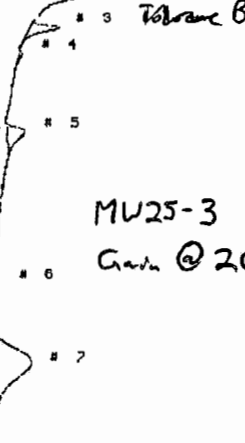
MW25-3
Gain @ 5

STOP # 815.0
SAMPLE LIBRARY 1 SEP 27 95 12:34
ANALYSIS # 24 MW25-3
INTERNAL TEMP 29 1.0 ML
GAIN 5 SYR 11

COMPOUND NAME	PEAK	R.T.	AREA/PPM
UNKNOWN	1	17.7	5.5 US
UNKNOWN	2	63.9	144.6 μS
UNKNOWN	3	151.1	101.9 μS
UNKNOWN	4	344.3	29.4 μS

PHOTOVAC

START # 1



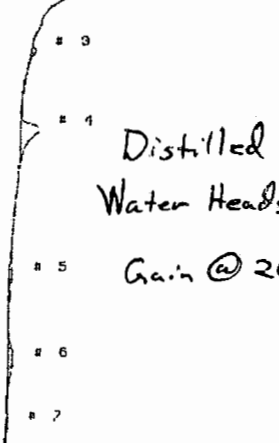
MW25-3
Gain @ 20

STOP # 782.8
SAMPLE LIBRARY 1 SEP 27 95 12:50
ANALYSIS # 26 MW25-3
INTERNAL TEMP 30 1.0 ML
GAIN 20 SYR 11

COMPOUND NAME	PEAK	R.T.	AREA/PPM
UNKNOWN	2	18.7	21.9 US
UNKNOWN	3	62.1	665.3 μS
UNKNOWN	4	84.1	48.7 μS
UNKNOWN	5	147.5	734.5 μS
UNKNOWN	6	263.8	66.4 μS
UNKNOWN	7	337.1	4.4 US
UNKNOWN	8	626.6	1.0 US

PHOTOVAC

START # 1




Distilled
Water Headspace
Gain @ 20

STOP # 747.6
SAMPLE LIBRARY 1 SEP 27 95 13: 6
ANALYSIS # 28 WATER HEADSPACE
INTERNAL TEMP 30 1.2 ML
GAIN 20 SYR 11

COMPOUND NAME	PEAK	R.T.	AREA/PPM
UNKNOWN	2	18.3	20.0 US
UNKNOWN	3	83.5	72.5 μS
UNKNOWN	4	147.8	784.7 μS
UNKNOWN	5	265.8	53.0 μS
UNKNOWN	6	335.9	457.2 μS
UNKNOWN	7	386.6	45.0 μS
UNKNOWN	8	622.2	386.3 μS

PHOTOVAC

START # 1




STOP # 169.6
SAMPLE LIBRARY 1 SEP 27 95 12:38
ANALYSIS # 25 SYR BLK
INTERNAL TEMP 32 1.0 ML
GAIN 10 SYR 11

COMPOUND NAME	PEAK	R.T.	AREA/PPM
UNKNOWN	2	27.4	51.6 μS

PHOTOVAC

START # 1



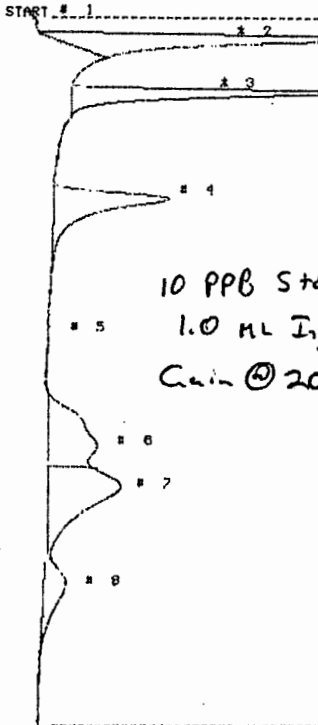
STOP # 169.9
SAMPLE LIBRARY 1 SEP 27 95 12:53
ANALYSIS # 27 SYR BLK
INTERNAL TEMP 32 1.0 ML
GAIN 20 SYR 11

COMPOUND NAME	PEAK	R.T.	AREA/PPM
UNKNOWN	2	16.6	37.3 μS

CLIENT _____ JOB NO. _____ SHEET 8 OF 13

OBJECT _____ BY KKS DATE 9-27-95

PHOTOVAC

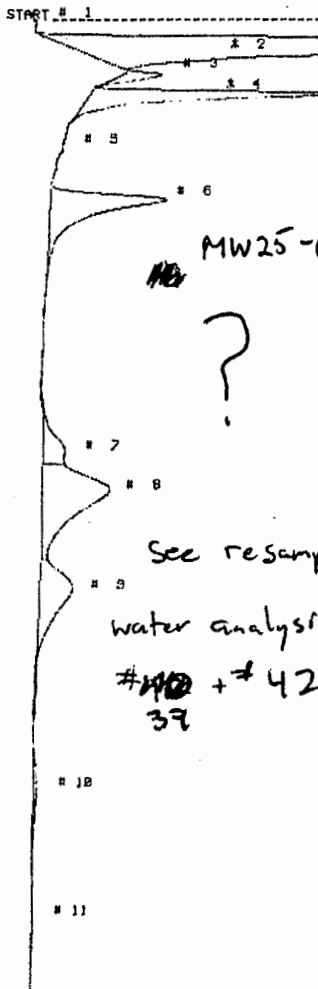


10 PPB std.
1.0 mL inj.
Gain @ 20

STOP # 520.9
SAMPLE LIBRARY 1 SEP 27 95 13:12
ANALYSIS # 29 10 PPB STD
INTERNAL TEMP 38 1.0 ML
GAIN 20 SYR N

COMPOUND NAME	PEAK	R.T.	AREA/PPM
UNKNOWN	2	17.6	18.5 US
UNKNOWN	3	61.4	7.8 US
UNKNOWN	4	149.0	6.3 US
UNKNOWN	6	352.7	6.5 US
UNKNOWN	7	387.3	9.4 US
UNKNOWN	8	467.6	2.7 US

PHOTOVAC



MW25-6
?

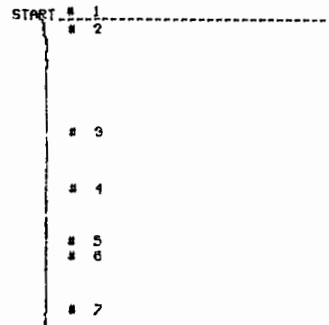
see resampled
water analysis
#110 + #42
37

STOP # 888.0
SAMPLE LIBRARY 1 SEP 27 95 13:32
ANALYSIS # 30 MW25-6
INTERNAL TEMP 29 1.0 ML
GAIN 20 SYR K

COMPOUND NAME	PEAK	R.T.	AREA/PPM
UNKNOWN	2	22.2	48.4 US
UNKNOWN	3	45.5	1.8 US
UNKNOWN	4	61.2	6.8 US
UNKNOWN	6	149.0	6.5 US
UNKNOWN	7	355.7	1.9 US
UNKNOWN	8	388.0	6.9 US
UNKNOWN	9	463.2	4.3 US
UNKNOWN	10	631.0	521.9 μUS

Lowered Flow after
this analysis so not to
lose Ethyl Benzene peak.
Ambient temp @ 23°C and
rising.

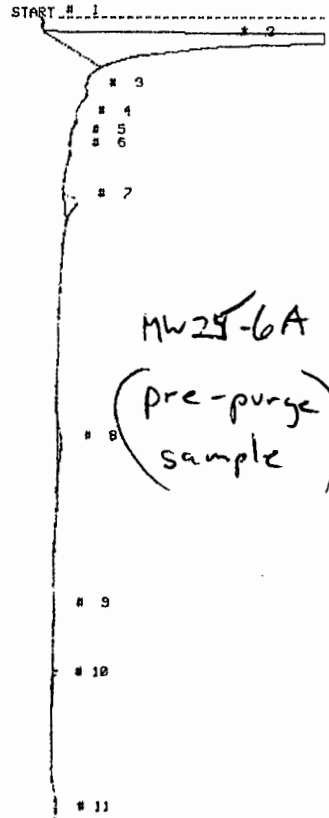
PHOTOVAC



STOP # 268.5
SAMPLE LIBRARY 1 SEP 27 95 13:45
ANALYSIS # 31 SYR BLK
INTERNAL TEMP 38 1.0 ML
GAIN 20 SYR K

COMPOUND NAME PEAK R.T. AREA/PPM

PHOTOVAC



MW25-6A
(pre-purge
sample)

STOP # 664.9
SAMPLE LIBRARY 1 SEP 27 95 13:56
ANALYSIS # 32 MW25-6 A
INTERNAL TEMP 29 1.0 ML
GAIN 20 SYR K

COMPOUND NAME	PEAK	R.T.	AREA/PPM
UNKNOWN	2	17.9	28.1 US
UNKNOWN	7	153.5	493.3 μUS
UNKNOWN	8	352.1	463.5 μUS

CLIENT _____

JOB NO. _____ SHEET 9 OF 13



SUBJECT _____

BY KKS DATE 9-27-95

PHOTOVAC

PHOTOVAC

PHOTOVAC



STOP # 300.7

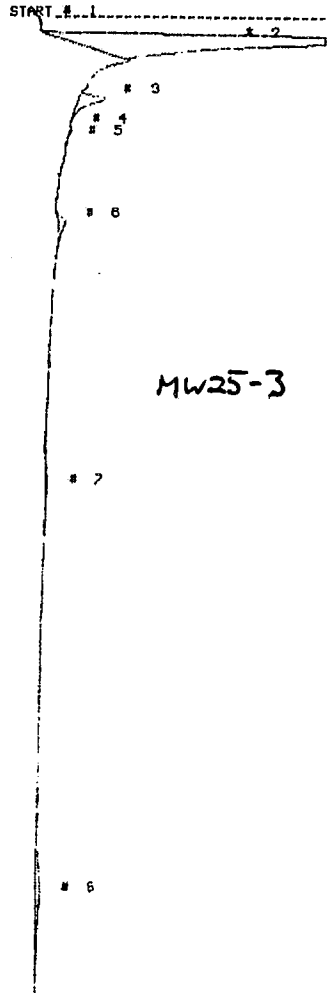
SAMPLE LIBRARY 1 SEP 27 95 14:14

ANALYSIS # 34 SYR BLK

INTERNAL TEMP 30 1.0 ML

GAIN 20 SYR N

COMPOUND NAME	PEAK	R.T.	AREA/PPM
UNKNOWN	3	15.0	25.0 PPM



STOP # 800.0

SAMPLE LIBRARY 1 SEP 27 95 14:28

ANALYSIS # 35 MW25-3

INTERNAL TEMP 23 1.0 ML

GAIN 20 SYR N

COMPOUND NAME	PEAK	R.T.	AREA/PPM
UNKNOWN	2	18.9	13.5 PPM
UNKNOWN	3	68.5	688.5 PPM
UNKNOWN	6	168.2	257.2 PPM
UNKNOWN	7	383.8	179.1 PPM
UNKNOWN	8	716.1	496.4 PPM

STOP # 752.2

SAMPLE LIBRARY 1 SEP 27 95 14:9


ANALYSIS # 33 MW25-6

INTERNAL TEMP 23 1.0 ML

GAIN 20 SYR N

COMPOUND NAME	PEAK	R.T.	AREA/PPM
UNKNOWN	2	22.2	48.1 US
UNKNOWN	3	46.8	928.1 PPM
UNKNOWN	4	63.9	5.8 US
UNKNOWN	5	156.2	5.5 US
UNKNOWN	6	355.7	5.3 US
UNKNOWN	7	403.0	6.3 US
UNKNOWN	8	496.8	2.6 US
UNKNOWN	9	664.5	612.7 PPM

PHOTOVAC



STOP # 150.4

SAMPLE LIBRARY 1 SEP 27 95 14:46

ANALYSIS # 37 MW25-6 DUP

INTERNAL TEMP 32 1.0 ML

GAIN 20 SYR N

COMPOUND NAME	PEAK	R.T.	AREA/PPM
---------------	------	------	----------

I am sure this was well water labeled "MW25-6"
Kerry

CLIENT _____

JOB NO. _____ SHEET 10 OF 13

SUBJECT

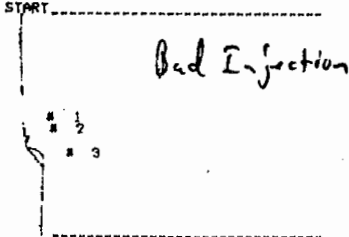
BY RKS

DATE 9-27-95

PHOTOVAC

PHOTOVAC


PHOTOVAC



STOP # 100.9
 SAMPLE LIBRARY 1 SEP 27 95 14:19
 ANALYSIS # 98 MW25-6 DUP
 INTERNAL TEMP 33 1.0 ML
 GAIN 20 SYR N


COMPOUND NAME	PEAK	R.T.	AREA/PPM
UNKNOWN	2	103.9	24.8 mUS
UNKNOWN	3	123.2	237.9 mUS

PHOTOVAC



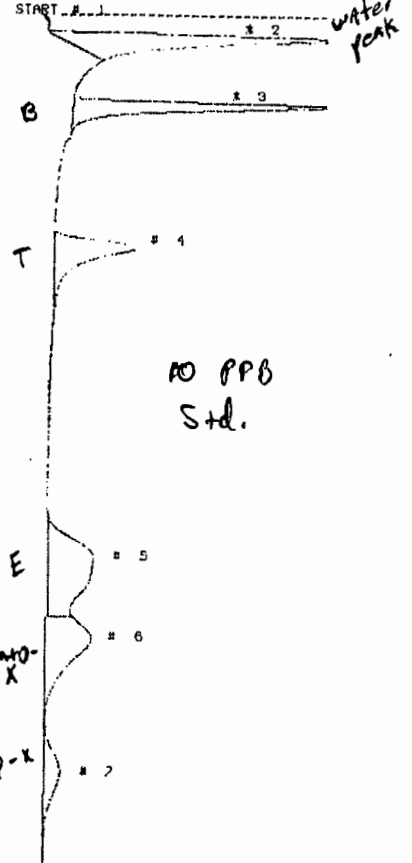
STOP # 352.7
 SAMPLE LIBRARY 1 SEP 27 95 14:43
 ANALYSIS # 96 MW25-9
 INTERNAL TEMP 29 1.0 ML
 GAIN 20 SYR N

COMPOUND NAME	PEAK	R.T.	AREA/PPM
UNKNOWN	4	103.7	66.7 mUS



STOP # 800.0
 SAMPLE LIBRARY 1 SEP 27 95 15:13
 ANALYSIS # 99 MW25-6 DUP
 INTERNAL TEMP 29 1.0 ML
 GAIN 20 SYR N

COMPOUND NAME	PEAK	R.T.	AREA/PPM
UNKNOWN	1	8.1	38.4 mUS
UNKNOWN	2	21.2	28.4 US
UNKNOWN	4	72.9	786.7 mUS
UNKNOWN	5	134.0	31.0 mUS
UNKNOWN	6	188.9	515.6 mUS
UNKNOWN	8	440.4	3.3 US
UNKNOWN	9	501.3	548.0 mUS
UNKNOWN	10	615.6	386.4 mUS



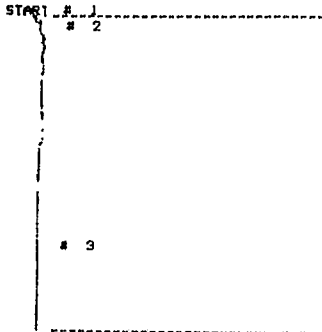
STOP # 632.7
 SAMPLE LIBRARY 1 SEP 27 95 15:18
 ANALYSIS # 10 10 PPM STD
 INTERNAL TEMP 28 1.0 ML
 GAIN 20 SYR N

COMPOUND NAME	PEAK	R.T.	AREA/PPM
UNKNOWN	1	5.4	20.0 mUS
UNKNOWN	2	19.3	8.8 US
UNKNOWN	3	74.1	6.9 US
UNKNOWN	4	192.1	4.8 US
UNKNOWN	5	443.2	8.0 US
UNKNOWN	6	514.0	6.0 US
UNKNOWN	7	625.5	2.0 US

CLIENT _____ JOB NO. _____ SHEET 11 OF 13

SUBJECT _____ DATE 9-27-95


PHOTOVAC



STOP # 254.8
 SAMPLE LIBRARY 1 SEP 27 95 15:29
 ANALYSIS # 41 SYR BLK
 INTERNAL TEMP 30 1.0 ML
 GAIN 20 SYR N

COMPOUND NAME	PEAK	R.T.	AREA/PPM
UNKNOWN	1	254.8	20.0

PHOTOVAC




MW25-6 Dup
(2nd Sample)

STOP # 794.7
 SAMPLE LIBRARY 1 SEP 27 95 15:41
 ANALYSIS # 42 MW25-6 DUP
 INTERNAL TEMP 29 1.0 ML
 GAIN 20 SYR N

COMPOUND NAME	PEAK	R.T.	AREA/PPM
UNKNOWN	2	22.6	44.0 US
UNKNOWN	3	75.1	895.2 μUS
UNKNOWN	6	106.4	32.6 μUS
UNKNOWN	7	192.9	1.1 US
UNKNOWN	8	452.4	11.3 US
UNKNOWN	10	691.0	924.0 μUS

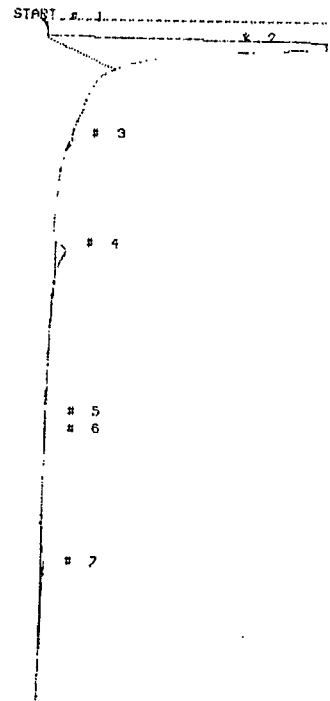
PHOTOVAC



STOP # 945.4
 SAMPLE LIBRARY 1 SEP 27 95 15:42
 ANALYSIS # 43 SYR BLK
 INTERNAL TEMP 30 1.0 ML
 GAIN 20 SYR K

COMPOUND NAME	PEAK	R.T.	AREA/PPM
UNKNOWN	1	5.2	20.0 μUS

PHOTOVAC



STOP # 560.3
 SAMPLE LIBRARY 1 SEP 27 95 15:57
 ANALYSIS # 44 ~~SYR BLK~~ Ambient Air + DI. Water Headspace
 INTERNAL TEMP 30 1.0 ML
 GAIN 20 SYR K

COMPOUND NAME	PEAK	R.T.	AREA/PPM
UNKNOWN	1	6.9	32.4 μUS
UNKNOWN	2	19.9	13.5 US
UNKNOWN	3	101.7	22.1 μUS
UNKNOWN	4	192.5	585.2 μUS
UNKNOWN	7	451.6	348.7 μUS

"I've got blisters on my fingers."
J.L.

CLIENT _____

JOB NO. _____ SHEET 12 OF 13

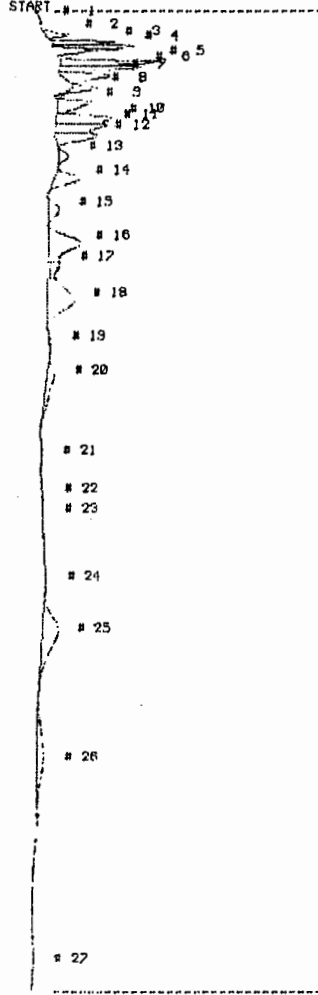
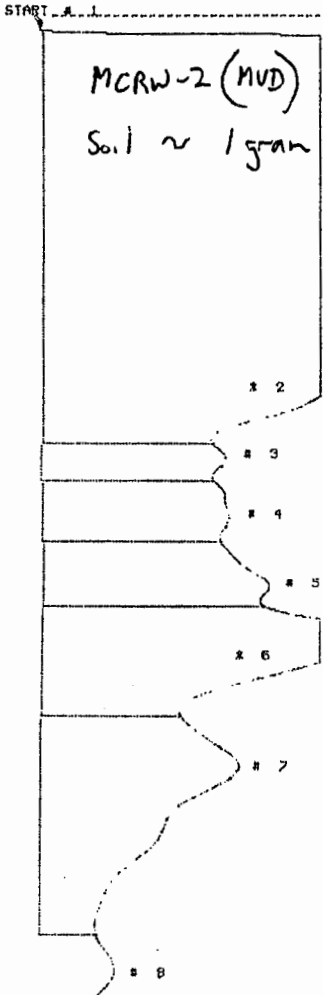
SUBJECT _____

BY _____ DATE 9-27-95

PHOTOVAC

PHOTOVAC

REVISION _____



STOP @ 800.0
SAMPLE LIBRARY 1 SEP 27 95 16:11
ANALYSIS # 45 MCRW-2
INTERNAL TEMP 29 1.0 ML
GAIN 20 SYR K

STOP @ 797.1
SAMPLE LIBRARY 1 SEP 27 95 16:28
ANALYSIS # 46 MCRW-2
INTERNAL TEMP 29 1.0 ML
GAIN 18 SYR K

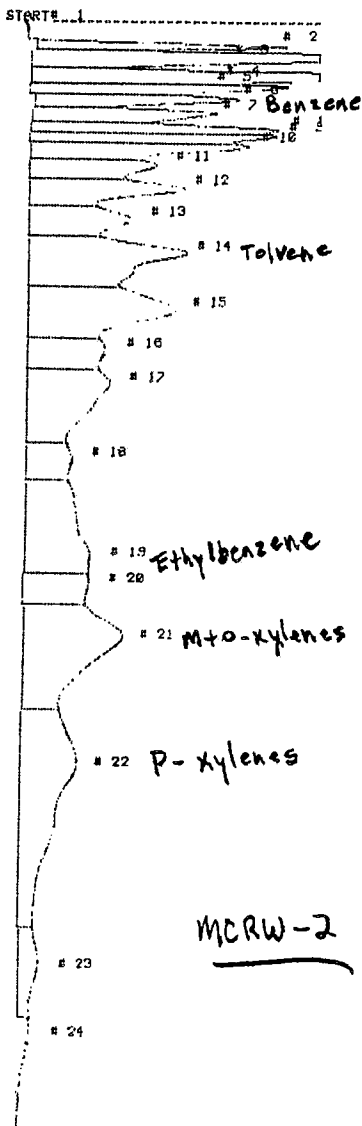
COMPOUND NAME	PEAK	R.T.	AREA/PPM
UNKNOWN	1	6.5	33.1 µS
UNKNOWN	2	164.2	11.5 KUS
UNKNOWN	3	365.8	17.3 US
UNKNOWN	4	413.9	28.7 US
UNKNOWN	5	478.8	35.2 US
UNKNOWN	6	512.1	124.6 US
UNKNOWN	7	620.0	71.8 US

COMPOUND NAME	PEAK	R.T.	AREA/PPM
UNKNOWN	2	20.7	259.2 µS
UNKNOWN	3	26.2	494.3 µS
UNKNOWN	4	29.5	449.6 µS
UNKNOWN	5	42.5	1.2 US
UNKNOWN	6	46.5	1.0 US
UNKNOWN	7	53.2	832.3 µS
UNKNOWN	8	64.1	547.5 µS
UNKNOWN	9	75.7	912.4 µS
UNKNOWN	10	88.7	1.2 US
UNKNOWN	11	94.1	1.0 US
UNKNOWN	12	102.5	1.0 US
UNKNOWN	13	118.9	262.6 µS
UNKNOWN	14	137.6	742.6 µS
UNKNOWN	15	162.8	447.3 µS
UNKNOWN	16	190.9	1.6 US
UNKNOWN	17	207.7	381.8 µS
UNKNOWN	18	237.7	1.8 US
UNKNOWN	19	271.8	189.2 µS
UNKNOWN	20	299.9	563.1 µS
UNKNOWN	21	364.2	94.4 µS
UNKNOWN	22	395.7	20.8 µS
UNKNOWN	24	467.6	191.9 µS
UNKNOWN	25	510.3	1.6 US
UNKNOWN	26	615.6	821.0 µS

CLIENT _____ JOB NO. _____ SHEET 13 OF 13

SUBJECT PHOTOVAC BY KES DATE 9-27-95

CKD. _____ REVISION _____



STOP # 900.0
 SAMPLE LIBRARY 1 SEP 27 95 10:43
 ANALYSIS # 47 MCRW-2
 INTERNAL TEMP 29 0.4 ML
 GAIN 10 SYR A

COMPOUND NAME	PEAK	R.T.	AREA/PPM
UNKNOWN	2	20.7	4.2 US
UNKNOWN	3	28.5	14.5 US
UNKNOWN	4	44.3	14.4 US
UNKNOWN	5	53.0	0.0 US
UNKNOWN	6	64.1	0.0 US
UNKNOWN	7	75.5	5.8 US - B
UNKNOWN	8	88.7	5.7 US
UNKNOWN	9	93.3	5.7 US
UNKNOWN	10	102.1	7.4 US
UNKNOWN	11	117.5	6.0 US
UNKNOWN	12	136.7	8.1 US
UNKNOWN	13	161.6	6.8 US
UNKNOWN	14	189.3	15.3 US - T
UNKNOWN	15	235.3	15.8 US
UNKNOWN	16	266.8	6.2 US
UNKNOWN	17	286.8	12.9 US
UNKNOWN	18	338.1	4.3 US
UNKNOWN	19	439.6	19.9 US - E
UNKNOWN	20	461.2	5.4 US - M
UNKNOWN	21	505.8	15.3 US - P
UNKNOWN	22	611.2	20.1 US - P-Xyl
UNKNOWN	23	775.7	4.8 US

Gain 10 adj to G=5 $(186 \div 2) \times 2.5 = 232.5$
 and 2 ml inj

TOTAL AREA = 232.5 vs 1 ml Equiv


1 ml Equiv.

Gain Adj
 $\frac{E}{5}$

B 14.5 vs $\div 2 = 7.25$ vs
 T 38.25 vs $\div 2 = 19.13$ vs
 E 48.25 vs $\div 2 = 24.13$ vs
 m+o-Xyl 48.25 vs $\div 2 = 24.13$ vs
 P-Xyl 50.25 vs $\div 2 = 25.13$ vs

19.3 vs
 peak A (combine areas)
 - E
 - M
 - P
 - P-Xyl


Groundwater Headspace Calibration Curves and Statistics



GROUNDWATER HEADSPACE CALIBRATION DATA

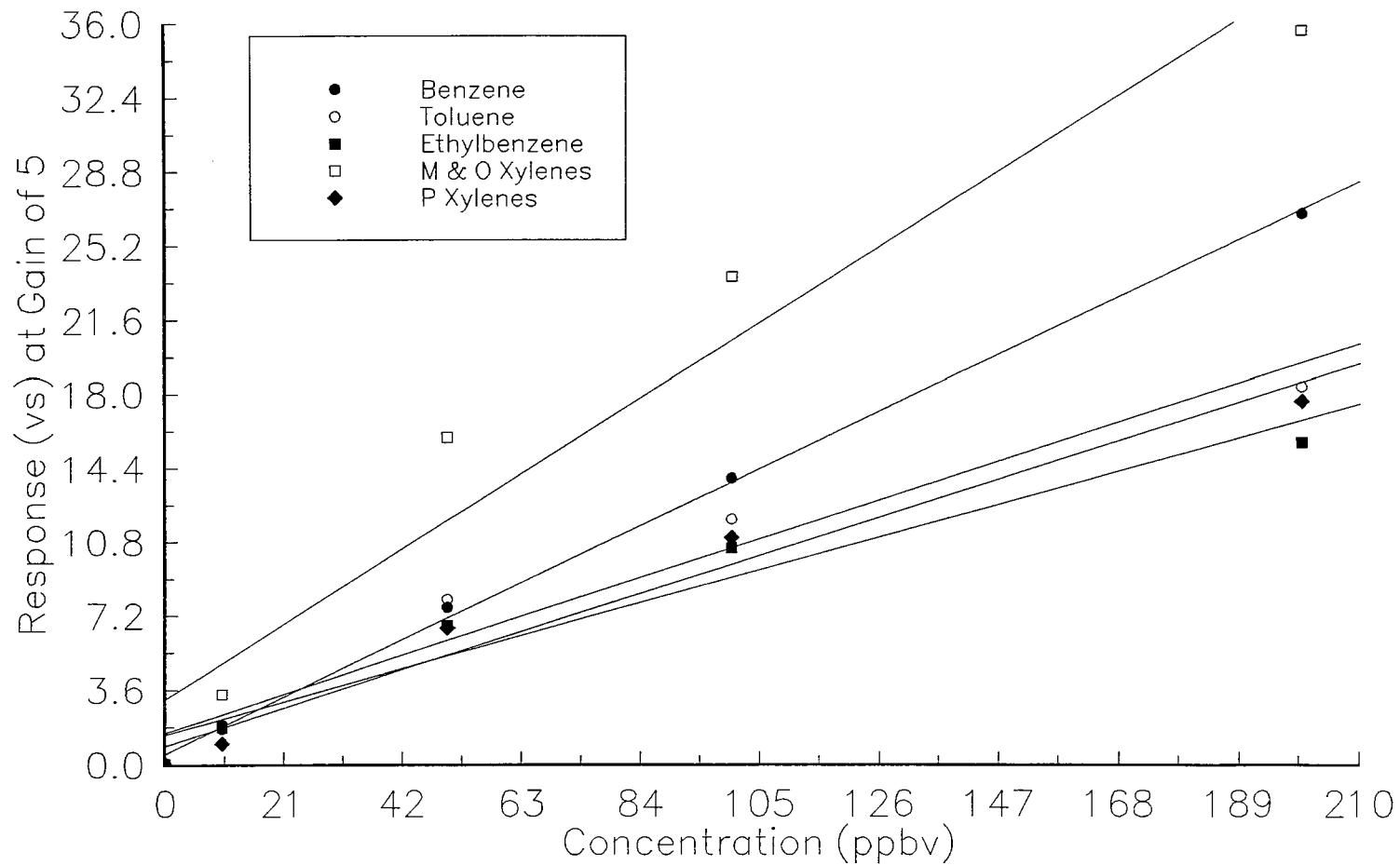
DATE: SEPTEMBER 27, 1996 Gain of 5


Benzene			
X variable (conc. - ppb)	Y variable (response Vs)	Regression Output:	
200	26.7	Constant	0
100	13.9	Std Err of Y Est	0.648099
50	7.6	R Squared	0.996293
10	1.9	No. of Observations	4
		Degrees of Freedom	3
		X Coefficient(s)	0.135532
		Std Err of Coef.	0.002826
		Slope =	7.378314
Toluene			
X variable (conc. - ppb)	Y variable (response Vs)	Regression Output:	
200	18.3	Constant	0
100	11.9	Std Err of Y Est	2.308612
50	8	R Squared	0.890024
10	1.7	No. of Observations	4
		Degrees of Freedom	3
		X Coefficient(s)	0.100133
		Std Err of Coef.	0.010066
		Slope =	9.98671
Ethylbenzene			
X variable (conc. - ppb)	Y variable (response Vs)	Regression Output:	
200	15.6	Constant	0
100	10.5	Std Err of Y Est	2.066688
50	6.7	R Squared	0.874928
10	1.8	No. of Observations	4
		Degrees of Freedom	3
		X Coefficient(s)	0.085989
		Std Err of Coef.	0.009011
		Slope =	11.62945
O-Xylenes and M-Xylenes			
X variable (conc. - ppb)	Y variable (response Vs)	Regression Output:	
200	35.6	Constant	0
100	23.7	Std Err of Y Est	4.797636
50	15.9	R Squared	0.874206
10	3.4	No. of Observations	4
		Degrees of Freedom	3
		X Coefficient(s)	0.196179
		Std Err of Coef.	0.020919
		Slope =	5.097393
P-Xylenes			
X variable (conc. - ppb)	Y variable (response Vs)	Regression Output:	
200	17.6	Constant	0
100	11	Std Err of Y Est	1.592584
50	6.6	R Squared	0.948487
10	1	No. of Observations	4
		Degrees of Freedom	3
		X Coefficient(s)	0.094297
		Std Err of Coef.	0.006944
		Slope =	10.60484



Groundwater Headspace BTEX Calibration Curves

September 27, 1995





SEAD-25

COMPLETION REPORT OF WELL No. MW25-1

PROJECT:	SEAD-25 & SEAD-26 RI/FS	GROUND SURFACE ELEVATION:	740.3
PROJECT LOCATION:	Seneca Army Depot Activity, Romulus, NY 14541	DATUM:	NGVD 88
WELL LOCATION (N/E):	998032.1 751123.1	GEOLOGIST:	E. Schacht
DRILLING CONTRACTOR:	Empire Soils Investigation, Inc.	CHECKED BY:	P.Feschbach-Meriney
DRILLING METHOD:	Hollow Stem Auger	CONSULTANT:	
WELL INSTALLATION STARTED:	12/03/93		
WELL INSTALLATION COMPLETED:	12/03/93		

STRATA	SYMBOL	WELL DETAILS	DEPTH (ft.)	ELEVATION (ft.)	WELL CONSTRUCTION DETAILS		
			2.7	TPC	737.6	PROTECTIVE COVER Diameter: 4 inches Type: Square Box Riser Interval: 2.98 feet	
			2.7	TR	737.6		
				TC			
			0.0	GS	740.3		
FL	0		1.3	TBS	739.0	RISER Diameter: 2 inches Type: SCHEDULE 40-PVC Interval: NA	
			2.0	TSP	738.3		
			3.1	TSC	737.2	SCREEN Diameter: 2 inches Type: SCH 40-PVC, 0.010" slot Interval: 1 foot	
WS			4.1	BSC	736.2		
CS	5.0		5.0	POW	735.3	SURFACE SEAL Type: CEMENT Interval: NA GROUT Type: CEMENT-BENTONITE Interval: 1.3 feet SEAL Type: BENTONITE Interval: 0.7 feet SANDPACK Type: #1 and #3 Interval: 3.0 feet	
WELL DEVELOPMENT DATA					WATER LEVELS		
Date: 1/8/94					Date: 1/8/94		
Method: Bail & Pump					Time: 1420		
Duration: 1 Day					Depth, TR: 5.95 ft		
Rate: 1.5 L/minute					1/8/94 1440 6.20 ft		
Final Measurements:					1/8/94 1500 6.60 ft		
pH		Temperature (degrees C)		Conductivity (micromhos/cm)		Turbidity (NTU)	
7.00		4		600		4.44	
LEGEND							
	GRAVEL		SAND		TPC	TOP OF PROTECTIVE CASING	
	SURFACE SEAL				TR	TOP OF WELL RISER	
	GROUT				GS	GROUND SURFACE	
	SEAL				TBS	TOP OF BENTONITE SEAL	
	SANDPACK				TSP	TOP OF SANDPACK	
			CLAY		TSC	TOP OF SCREEN	
			NO RECOVERY		BSC	BOTTOM OF SCREEN	
					TD	TOTAL DEPTH	
					POW	POINT OF WELL	



ENGINEERING-SCIENCE, INC.

Seneca Army Depot
Romulus, New York

**COMPLETION REPORT OF
WELL No. MW25-1**

COMPLETION REPORT OF WELL No. MW25-2

PROJECT: SEAD-25 & SEAD-26 RI/FS	GROUND SURFACE ELEVATION: 743.8
PROJECT LOCATION: Seneca Army Depot Activity, Romulus, NY 14541	DATUM: NGVD 88
WELL LOCATION (N/E): 998023.1 750973.4	GEOLOGIST: E. Schacht
DRILLING CONTRACTOR: Empire Soils Investigation, Inc.	CHECKED BY: P.Feschbach-Meriney
DRILLING METHOD: Hollow Stem Auger	CONSULTANT:
WELL INSTALLATION STARTED: 11/07/93	
WELL INSTALLATION COMPLETED: 11/07/93	

STRATA	SYMBOL	WELL DETAILS	DEPTH (ft.)	ELEVATION (ft.)	WELL CONSTRUCTION DETAILS	
			2.6	741.1	PROTECTIVE COVER Diameter: 4 inches Type: Square Box Riser Interval: 2.84 feet	
			2.6	741.1		
			0.0	743.8		
TL			1.2	742.6	RISER Diameter: 2 inches Type: SCHEDULE 40-PVC Interval: NA	
			2.0	741.8		
			3.4	740.4	SCREEN Diameter: 2 inches Type: SCH 40-PVC, 0.010" slot Interval: 4 feet	
WS					SURFACE SEAL Type: CEMENT Interval: NA	
CS						
			7.4	736.4	GROUT Type: CEMENT-BENTONITE Interval: 1.2 feet	
			8.5	735.3		
					SEAL Type: BENTONITE Interval: 0.8 feet	
					SANDPACK Type: #1 and #3 Interval: 6.5 feet	
			WELL DEVELOPMENT DATA		WATER LEVELS	
			Date: 11/11/93	Date	Time	Depth, TR
			Method: Bail & Pump	11/11/93	1015	5.12 ft
			Duration: 11 Days	11/11/93	1430	10.24 ft
			Rate: 0.513 L/minute	11/21/93	1450	4.68 ft
				11/22/93		4.74 ft
			Final Measurements:			
			pH	Temperature (degrees C)	Conductivity (micromhos/cm)	Turbidity (NTU)
			7.19	12	700	1.23
			LEGEND			
				GRAVEL	TPC	TOP OF PROTECTIVE CASING
				SURFACE SEAL	TR	TOP OF WELL RISER
				GROUT	GS	GROUND SURFACE
				SEAL	TBS	TOP BENTONITE SEAL
				SANDPACK	TSP	TOP OF SANDPACK
				SILT	TSC	TOP OF SCREEN
				CLAY	BSC	BOTTOM OF SCREEN
				NO RECOVERY	TD	TOTAL DEPTH
					POW	POINT OF WELL



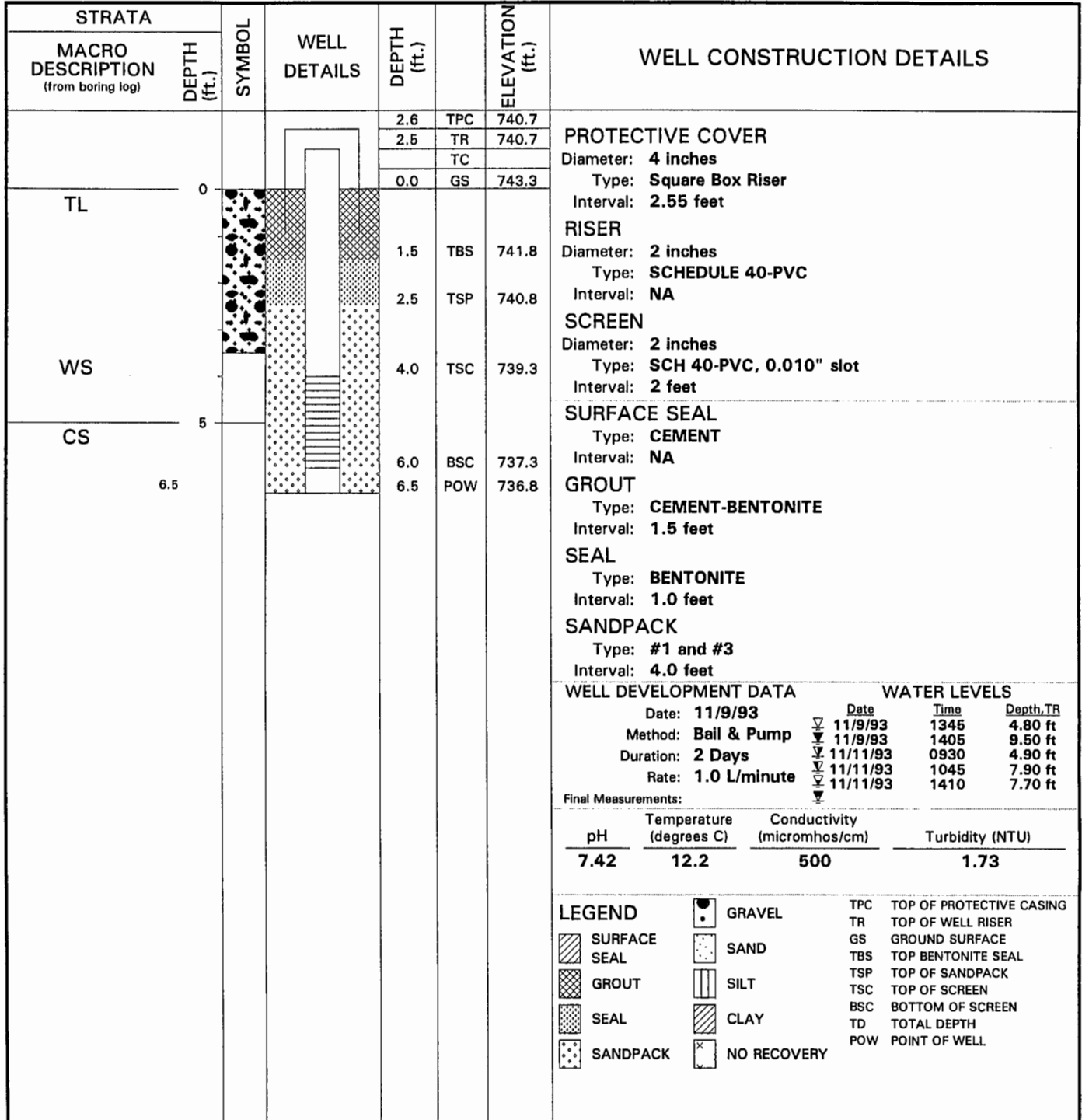
ENGINEERING-SCIENCE, INC.

Seneca Army Depot
Romulus, New York

**COMPLETION REPORT OF
WELL No. MW25-2**

COMPLETION REPORT OF WELL No. MW25-3

PROJECT: SEAD-25 & SEAD-26 RI/FS	GROUND SURFACE ELEVATION: 743.3
PROJECT LOCATION: Seneca Army Depot Activity, Romulus, NY 14541	DATUM: NGVD 88
WELL LOCATION (N/E): 998078.3 750926.3	GEOLOGIST: E. Schacht
DRILLING CONTRACTOR: Empire Soils Investigation, Inc.	CHECKED BY: P.Feschbach-Meriney
DRILLING METHOD: Hollow Stem Auger	CONSULTANT:
WELL INSTALLATION STARTED: 11/07/93	
WELL INSTALLATION COMPLETED: 11/07/93	



ENGINEERING-SCIENCE, INC.

Seneca Army Depot
Romulus, New York

**COMPLETION REPORT OF
WELL No. MW25-3**

COMPLETION REPORT OF WELL No. MW25-4D

PROJECT:	SEAD-25 & SEAD-26 RI/FS	GROUND SURFACE ELEVATION:	743.8
PROJECT LOCATION:	Seneca Army Depot Activity, Romulus, NY 14541	DATUM:	NGVD 88
WELL LOCATION (N/E):	998022.1 750983.2	GEOLOGIST:	F. O'Loughlin
DRILLING CONTRACTOR:	Empire Soils Investigation, Inc.	CHECKED BY:	P.Feschbach-Meriney
DRILLING METHOD:	Rock Coring	CONSULTANT:	
WELL INSTALLATION STARTED:	10/31/95		
WELL INSTALLATION COMPLETED:	10/31/95		

STRATA	SYMBOL	WELL DETAILS	DEPTH (ft.)	ELEVATION (ft.)	WELL CONSTRUCTION DETAILS
MACRO DESCRIPTION (from boring log)	DEPTH (ft.)				
			1.8	742.0	PROTECTIVE COVER Diameter: 4 inches Type: Round Box Riser Interval: 10.6 feet RISER Diameter: 2 inches Type: SCHEDULE 40-PVC Interval: NA SCREEN Diameter: 1.875 in. Type: WIRE & PVC, 0.010" Interval: 9 feet SURFACE SEAL Type: CEMENT Interval: NA GROUT Type: CEMENT-BENTONITE Interval: 8.4 feet SEAL Type: BENTONITE Interval: 2.0 feet SANDPACK Type: Morie 0 and #10 Rock Interval: 12.4 feet
			1.6	742.2	
			TC		
			0.0	743.8	
TL	0				
WS	5				
CS					
			9.4	734.4	
			11.4	732.4	
			13.7	730.1	
			22.7	721.1	
			23.8	720.0	
23.8					

WELL DEVELOPMENT DATA Date: 11/2/95 Method: Surge Block Duration: 1 Day Rate: 0.936 L/minute Final Measurements:	WATER LEVELS <table border="1" style="width: 100%; border-collapse: collapse;"> <thead> <tr> <th>Date</th> <th>Time</th> <th>Depth, TR</th> </tr> </thead> <tbody> <tr> <td>11/2/95</td> <td>1054</td> <td>7.20 ft</td> </tr> </tbody> </table>	Date	Time	Depth, TR	11/2/95	1054	7.20 ft
Date	Time	Depth, TR					
11/2/95	1054	7.20 ft					

pH	Temperature (degrees C)	Conductivity (micromhos/cm)	Turbidity (NTU)
7.16	13.8	600	12.1

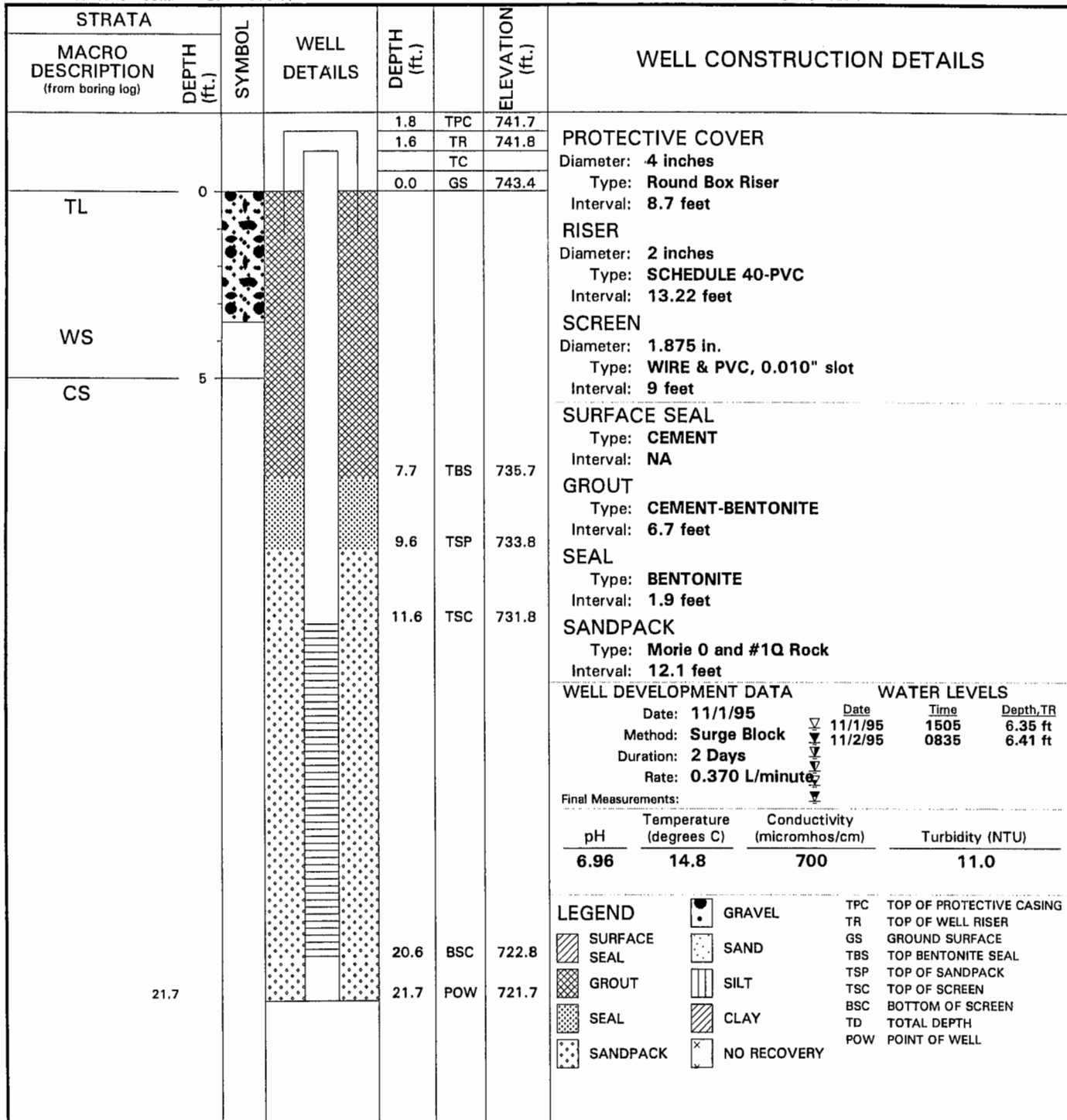
LEGEND	GRAVEL SURFACE SEAL GROUT SEAL SANDPACK	SAND SILT CLAY NO RECOVERY	TPC TOP OF PROTECTIVE CASING TR TOP OF WELL RISER GS GROUND SURFACE TBS TOP BENTONITE SEAL TSP TOP OF SANDPACK TSC TOP OF SCREEN BSC BOTTOM OF SCREEN TD TOTAL DEPTH POW POINT OF WELL
---------------	---	-------------------------------------	--



COMPLETION REPORT OF WELL No. MW25-5D

PROJECT: **SEAD-25 & SEAD-26 RI/FS**
 PROJECT LOCATION: **Seneca Army Depot Activity, Romulus, NY 14541**
 WELL LOCATION (N/E): **998080.2 750937.0**
 DRILLING CONTRACTOR: **Empire Soils Investigation, Inc.**
 DRILLING METHOD: **Rock Coring**
 WELL INSTALLATION STARTED: **10/30/95**
 WELL INSTALLATION COMPLETED: **10/30/95**

GROUND SURFACE ELEVATION: **743.4**
 DATUM: **NGVD 88**
 GEOLOGIST: **F. O'Loughlin**
 CHECKED BY: **P.Feschbach-Meriney**
 CONSULTANT:



	GRAVEL	TPC	TOP OF PROTECTIVE CASING
	SURFACE SEAL	TR	TOP OF WELL RISER
	GROUT	GS	GROUND SURFACE
	SEAL	TBS	TOP BENTONITE SEAL
	SANDPACK	TSP	TOP OF SANDPACK
	SAND	TSC	TOP OF SCREEN
	SILT	BSC	BOTTOM OF SCREEN
	CLAY	TD	TOTAL DEPTH
	NO RECOVERY	POW	POINT OF WELL



ENGINEERING-SCIENCE, INC.

Seneca Army Depot
Romulus, New York

COMPLETION REPORT OF WELL No. MW25-5D

COMPLETION REPORT OF WELL No. MW25-6

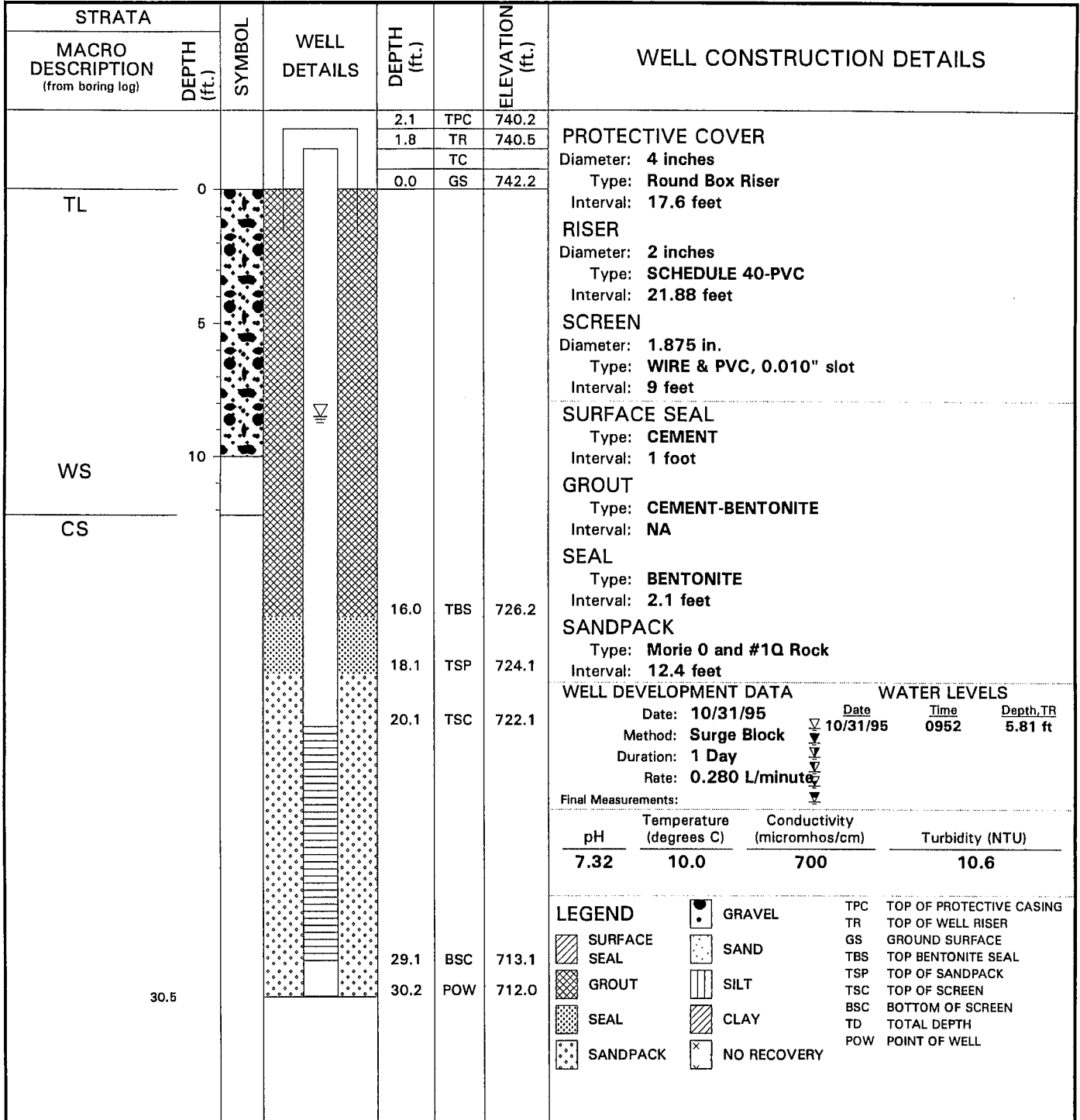
PROJECT: SEAD-25 & SEAD-26 RI/FS	GROUND SURFACE ELEVATION: 742.2
PROJECT LOCATION: Seneca Army Depot Activity, Romulus, NY 14541	DATUM: NGVD 88
WELL LOCATION (N/E): 998276.8 751006.2	GEOLOGIST: F. O'Loughlin
DRILLING CONTRACTOR: Empire Soils Investigation, Inc.	CHECKED BY: P.Feschbach-Meriney
DRILLING METHOD: Hollow Stem Auger	CONSULTANT:
WELL INSTALLATION STARTED: 09/25/95	
WELL INSTALLATION COMPLETED: 09/26/95	

STRATA		SYMBOL	WELL DETAILS	DEPTH (ft.)		ELEVATION (ft.)	WELL CONSTRUCTION DETAILS																																				
MACRO DESCRIPTION (from boring log)	DEPTH (ft.)																																										
				2.3	TPC	739.9	PROTECTIVE COVER Diameter: 4 inches Type: Round Box Riser Interval: 4.0 feet RISER Diameter: 2 inches Type: SCHEDULE 40-PVC Interval: 6.46 feet SCREEN Diameter: 2 inches Type: SCH 40-PVC, 0.010" slot Interval: 6.8 feet SURFACE SEAL Type: CEMENT Interval: NA GROUT Type: CEMENT Interval: 1.5 feet SEAL Type: BENTONITE Interval: 1.3 feet SANDPACK Type: Morie 0 and Morie 000 Interval: 8.9 feet																																				
				2.2	TR	740.1																																					
					TC																																						
				0.0	GS	742.2																																					
TL	0			2.0	TBS	740.2																																					
				3.3	TSP	738.9																																					
				4.3	TSC	737.9																																					
	5																																										
WS	10			11.1	BSC	731.1	WELL DEVELOPMENT DATA Date: 10/30/95 Method: Surge Block Duration: 1 Day Rate: 0.540 L/minute WATER LEVELS <table border="1" style="font-size: small;"> <thead> <tr> <th>Date</th> <th>Time</th> <th>Depth, TR</th> </tr> </thead> <tbody> <tr> <td>10/30/95</td> <td>1125</td> <td>6.06 ft</td> </tr> <tr> <td>10/30/95</td> <td>1251</td> <td>6.20 ft</td> </tr> <tr> <td>10/30/95</td> <td>1320</td> <td>8.24 ft</td> </tr> <tr> <td>10/30/95</td> <td>1341</td> <td>10.24 ft</td> </tr> </tbody> </table>	Date	Time	Depth, TR	10/30/95	1125	6.06 ft	10/30/95	1251	6.20 ft	10/30/95	1320	8.24 ft	10/30/95	1341	10.24 ft																					
Date	Time	Depth, TR																																									
10/30/95	1125	6.06 ft																																									
10/30/95	1251	6.20 ft																																									
10/30/95	1320	8.24 ft																																									
10/30/95	1341	10.24 ft																																									
	12.2			12.2	POW	730.0	Final Measurements: <table border="1" style="font-size: small;"> <thead> <tr> <th>pH</th> <th>Temperature (degrees C)</th> <th>Conductivity (micromhos/cm)</th> <th>Turbidity (NTU)</th> </tr> </thead> <tbody> <tr> <td>7.18</td> <td>15</td> <td>790</td> <td>2.85</td> </tr> </tbody> </table>	pH	Temperature (degrees C)	Conductivity (micromhos/cm)	Turbidity (NTU)	7.18	15	790	2.85																												
pH	Temperature (degrees C)	Conductivity (micromhos/cm)	Turbidity (NTU)																																								
7.18	15	790	2.85																																								
CS							LEGEND <table border="0" style="font-size: x-small;"> <tr> <td></td> <td>GRAVEL</td> <td>TPC</td> <td>TOP OF PROTECTIVE CASING</td> </tr> <tr> <td></td> <td>SURFACE SEAL</td> <td>TR</td> <td>TOP OF WELL RISER</td> </tr> <tr> <td></td> <td>GROUT</td> <td>GS</td> <td>GROUND SURFACE</td> </tr> <tr> <td></td> <td>SEAL</td> <td>TBS</td> <td>TOP BENTONITE SEAL</td> </tr> <tr> <td></td> <td>SANDPACK</td> <td>TSP</td> <td>TOP OF SANDPACK</td> </tr> <tr> <td></td> <td>SAND</td> <td>TSC</td> <td>TOP OF SCREEN</td> </tr> <tr> <td></td> <td>SILT</td> <td>BSC</td> <td>BOTTOM OF SCREEN</td> </tr> <tr> <td></td> <td>CLAY</td> <td>TD</td> <td>TOTAL DEPTH</td> </tr> <tr> <td></td> <td>NO RECOVERY</td> <td>POW</td> <td>POINT OF WELL</td> </tr> </table>		GRAVEL	TPC	TOP OF PROTECTIVE CASING		SURFACE SEAL	TR	TOP OF WELL RISER		GROUT	GS	GROUND SURFACE		SEAL	TBS	TOP BENTONITE SEAL		SANDPACK	TSP	TOP OF SANDPACK		SAND	TSC	TOP OF SCREEN		SILT	BSC	BOTTOM OF SCREEN		CLAY	TD	TOTAL DEPTH		NO RECOVERY	POW	POINT OF WELL
	GRAVEL	TPC	TOP OF PROTECTIVE CASING																																								
	SURFACE SEAL	TR	TOP OF WELL RISER																																								
	GROUT	GS	GROUND SURFACE																																								
	SEAL	TBS	TOP BENTONITE SEAL																																								
	SANDPACK	TSP	TOP OF SANDPACK																																								
	SAND	TSC	TOP OF SCREEN																																								
	SILT	BSC	BOTTOM OF SCREEN																																								
	CLAY	TD	TOTAL DEPTH																																								
	NO RECOVERY	POW	POINT OF WELL																																								



COMPLETION REPORT OF WELL No. MW25-7D

PROJECT: SEAD-25 & SEAD-26 RI/FS	GROUND SURFACE ELEVATION: 742.2
PROJECT LOCATION: Seneca Army Depot Activity, Romulus, NY 14541	DATUM: NGVD 88
WELL LOCATION (N/E): 998277.7 751015.9	GEOLOGIST: F. O'Loughlin
DRILLING CONTRACTOR: Empire Soils Investigation, Inc.	CHECKED BY: P.Feschbach-Meriney
DRILLING METHOD: Rock Coring	CONSULTANT:
WELL INSTALLATION STARTED: 10/24/95	
WELL INSTALLATION COMPLETED: 10/24/95	



ENGINEERING-SCIENCE, INC.

Seneca Army Depot
Romulus, New York

COMPLETION REPORT OF WELL No. MW25-7D

COMPLETION REPORT OF WELL No. MW25-8

PROJECT: SEAD-25 & SEAD-26 RI/FS	GROUND SURFACE ELEVATION: 741.4
PROJECT LOCATION: Seneca Army Depot Activity, Romulus, NY 14541	DATUM: NGVD 88
WELL LOCATION (N/E): 998076.8 750856.9	GEOLOGIST: F. O'Loughlin
DRILLING CONTRACTOR: Empire Soils Investigation, Inc.	CHECKED BY: P.Feschbach-Meriney
DRILLING METHOD: Hollow Stem Auger	CONSULTANT:
WELL INSTALLATION STARTED: 09/26/95	
WELL INSTALLATION COMPLETED: 09/26/95	

STRATA	SYMBOL	WELL DETAILS	DEPTH (ft.)	ELEVATION (ft.)	WELL CONSTRUCTION DETAILS																																				
			1.3	TPC	740.1																																				
			1.1	TR	740.2																																				
				TC																																					
			0.0	GS	741.4																																				
TL	0		1.4	TBS	740.0																																				
			2.4	TSP	739.0																																				
WS			3.2	TSC	738.2																																				
			4.0	BSC	737.4																																				
CS	4.5		4.5	POW	736.9																																				
<p>PROTECTIVE COVER Diameter: 4 inches Type: Round Box Riser Interval: 2.50 feet</p> <p>RISER Diameter: 2 inches Type: SCHEDULE 40-PVC Interval: 4.34 feet</p> <p>SCREEN Diameter: 2 inches Type: SCH 40-PVC, 0.010" slot Interval: 0.8 feet</p> <p>SURFACE SEAL Type: CEMENT Interval: NA</p> <p>GROUT Type: NA Interval: NA</p> <p>SEAL Type: BENTONITE Interval: 1.0 foot</p> <p>SANDPACK Type: Morie 0 and Morie 000 Interval: 2.1 feet</p> <table border="0" style="width: 100%;"> <tr> <td style="width: 50%;">WELL DEVELOPMENT DATA</td> <td style="width: 50%;">WATER LEVELS</td> </tr> <tr> <td>Date: 10/22/95</td> <td style="text-align: center;">Date Time Depth, TR</td> </tr> <tr> <td>Method: Surge Block</td> <td style="text-align: center;">▽ 10/20/95 1624 3.32 ft</td> </tr> <tr> <td>Duration: 3 Days</td> <td style="text-align: center;">▽ 10/20/95 1700 4.80 ft</td> </tr> <tr> <td>Rate: 0.900 L/minute</td> <td style="text-align: center;">▽ 10/22/95 1004 1.26 ft</td> </tr> <tr> <td></td> <td style="text-align: center;">▽ 10/22/95 1056 1.32 ft</td> </tr> <tr> <td colspan="2">Final Measurements: ▽</td> </tr> <tr> <td style="text-align: center;">pH</td> <td style="text-align: center;">Temperature (degrees C)</td> <td style="text-align: center;">Conductivity (micromhos/cm)</td> <td style="text-align: center;">Turbidity (NTU)</td> </tr> <tr> <td style="text-align: center;">7.35</td> <td style="text-align: center;">14.5</td> <td style="text-align: center;">350</td> <td style="text-align: center;">7.3</td> </tr> </table>						WELL DEVELOPMENT DATA	WATER LEVELS	Date: 10/22/95	Date Time Depth, TR	Method: Surge Block	▽ 10/20/95 1624 3.32 ft	Duration: 3 Days	▽ 10/20/95 1700 4.80 ft	Rate: 0.900 L/minute	▽ 10/22/95 1004 1.26 ft		▽ 10/22/95 1056 1.32 ft	Final Measurements: ▽		pH	Temperature (degrees C)	Conductivity (micromhos/cm)	Turbidity (NTU)	7.35	14.5	350	7.3														
WELL DEVELOPMENT DATA	WATER LEVELS																																								
Date: 10/22/95	Date Time Depth, TR																																								
Method: Surge Block	▽ 10/20/95 1624 3.32 ft																																								
Duration: 3 Days	▽ 10/20/95 1700 4.80 ft																																								
Rate: 0.900 L/minute	▽ 10/22/95 1004 1.26 ft																																								
	▽ 10/22/95 1056 1.32 ft																																								
Final Measurements: ▽																																									
pH	Temperature (degrees C)	Conductivity (micromhos/cm)	Turbidity (NTU)																																						
7.35	14.5	350	7.3																																						
<p>LEGEND</p> <table border="0" style="width: 100%;"> <tr> <td style="width: 25%;"></td> <td style="width: 25%;">SURFACE SEAL</td> <td style="width: 25%;"></td> <td style="width: 25%;">SAND</td> </tr> <tr> <td></td> <td>GROUT</td> <td></td> <td>SILT</td> </tr> <tr> <td></td> <td>SEAL</td> <td></td> <td>CLAY</td> </tr> <tr> <td></td> <td>SANDPACK</td> <td></td> <td>NO RECOVERY</td> </tr> </table> <table border="0" style="width: 100%; margin-top: 5px;"> <tr> <td style="width: 25%;">TPC</td> <td style="width: 25%;">TOP OF PROTECTIVE CASING</td> <td style="width: 25%;">TR</td> <td style="width: 25%;">TOP OF WELL RISER</td> </tr> <tr> <td>GS</td> <td>GROUND SURFACE</td> <td>TBS</td> <td>TOP BENTONITE SEAL</td> </tr> <tr> <td>TSP</td> <td>TOP OF SANDPACK</td> <td>TSC</td> <td>TOP OF SCREEN</td> </tr> <tr> <td>BSC</td> <td>BOTTOM OF SCREEN</td> <td>TD</td> <td>TOTAL DEPTH</td> </tr> <tr> <td>POW</td> <td>POINT OF WELL</td> <td></td> <td></td> </tr> </table>							SURFACE SEAL		SAND		GROUT		SILT		SEAL		CLAY		SANDPACK		NO RECOVERY	TPC	TOP OF PROTECTIVE CASING	TR	TOP OF WELL RISER	GS	GROUND SURFACE	TBS	TOP BENTONITE SEAL	TSP	TOP OF SANDPACK	TSC	TOP OF SCREEN	BSC	BOTTOM OF SCREEN	TD	TOTAL DEPTH	POW	POINT OF WELL		
	SURFACE SEAL		SAND																																						
	GROUT		SILT																																						
	SEAL		CLAY																																						
	SANDPACK		NO RECOVERY																																						
TPC	TOP OF PROTECTIVE CASING	TR	TOP OF WELL RISER																																						
GS	GROUND SURFACE	TBS	TOP BENTONITE SEAL																																						
TSP	TOP OF SANDPACK	TSC	TOP OF SCREEN																																						
BSC	BOTTOM OF SCREEN	TD	TOTAL DEPTH																																						
POW	POINT OF WELL																																								



ENGINEERING-SCIENCE, INC. Seneca Army Depot
 Romulus, New York

COMPLETION REPORT OF WELL No. MW25-8

COMPLETION REPORT OF WELL No. MW25-9

PROJECT:	SEAD-25 & SEAD-26 RI/FS	GROUND SURFACE ELEVATION:	741.3
PROJECT LOCATION:	Seneca Army Depot Activity, Romulus, NY 14541	DATUM:	NGVD 88
WELL LOCATION (N/E):	998005.3 750898.1	GEOLOGIST:	F. O'Loughlin
DRILLING CONTRACTOR:	Empire Soils Investigation, Inc.	CHECKED BY:	P.Feschbach-Meriney
DRILLING METHOD:	Hollow Stem Auger	CONSULTANT:	
WELL INSTALLATION STARTED:	09/26/95		
WELL INSTALLATION COMPLETED:	09/26/95		

STRATA	SYMBOL	WELL DETAILS	DEPTH (ft.)	ELEVATION (ft.)	WELL CONSTRUCTION DETAILS																																				
			1.3	TPC	740.0																																				
			1.1	TR	740.2																																				
				TC																																					
			0.0	GS	741.3																																				
TL	0		1.4	TBS	739.9																																				
			2.4	TSP	738.9																																				
			3.2	TSC	738.1																																				
WS	4.8		4.0	BSC	737.3																																				
			4.5	POW	736.8																																				
CS																																									
<p>PROTECTIVE COVER Diameter: 4 inches Type: Round Box Riser Interval: 2.57 feet</p> <p>RISER Diameter: 2 inches Type: SCHEDULE 40-PVC Interval: 4.27 feet</p> <p>SCREEN Diameter: 2 inches Type: SCH 40-PVC, 0.010" slot Interval: 0.8 feet</p> <p>SURFACE SEAL Type: CEMENT Interval: NA</p> <p>GROUT Type: NA Interval: NA</p> <p>SEAL Type: BENTONITE Interval: 1.0 foot</p> <p>SANDPACK Type: Morie 0 and Morie 000 Interval: 2.1 feet</p> <table border="0" style="width: 100%;"> <tr> <th style="width: 50%;">WELL DEVELOPMENT DATA</th> <th style="width: 50%;">WATER LEVELS</th> </tr> <tr> <td>Date: 10/20/95</td> <td style="text-align: center;">Date Time Depth, TR</td> </tr> <tr> <td>Method: Surge Block</td> <td style="text-align: center;">▽ 10/20/95 1610 3.10 ft</td> </tr> <tr> <td>Duration: 3 Days</td> <td style="text-align: center;">▽ 10/22/95 0948 1.27 ft</td> </tr> <tr> <td>Rate: 0.320 L/minute</td> <td style="text-align: center;">▽ 10/22/95 1040 2.87 ft</td> </tr> <tr> <td></td> <td style="text-align: center;">▽ 10/22/95 1150 3.50 ft</td> </tr> </table> <p>Final Measurements: ▽</p> <table border="1" style="width: 100%; text-align: center;"> <tr> <th>pH</th> <th>Temperature (degrees C)</th> <th>Conductivity (micromhos/cm)</th> <th>Turbidity (NTU)</th> </tr> <tr> <td>7.18</td> <td>14.0</td> <td>490</td> <td>4.44</td> </tr> </table>						WELL DEVELOPMENT DATA	WATER LEVELS	Date: 10/20/95	Date Time Depth, TR	Method: Surge Block	▽ 10/20/95 1610 3.10 ft	Duration: 3 Days	▽ 10/22/95 0948 1.27 ft	Rate: 0.320 L/minute	▽ 10/22/95 1040 2.87 ft		▽ 10/22/95 1150 3.50 ft	pH	Temperature (degrees C)	Conductivity (micromhos/cm)	Turbidity (NTU)	7.18	14.0	490	4.44																
WELL DEVELOPMENT DATA	WATER LEVELS																																								
Date: 10/20/95	Date Time Depth, TR																																								
Method: Surge Block	▽ 10/20/95 1610 3.10 ft																																								
Duration: 3 Days	▽ 10/22/95 0948 1.27 ft																																								
Rate: 0.320 L/minute	▽ 10/22/95 1040 2.87 ft																																								
	▽ 10/22/95 1150 3.50 ft																																								
pH	Temperature (degrees C)	Conductivity (micromhos/cm)	Turbidity (NTU)																																						
7.18	14.0	490	4.44																																						
<p>LEGEND</p> <table border="0" style="width: 100%;"> <tr> <td style="width: 25%;"></td> <td style="width: 25%;">GRAVEL</td> <td style="width: 25%;">TPC</td> <td style="width: 25%;">TOP OF PROTECTIVE CASING</td> </tr> <tr> <td></td> <td>SURFACE SEAL</td> <td>TR</td> <td>TOP OF WELL RISER</td> </tr> <tr> <td></td> <td>GROUT</td> <td>GS</td> <td>GROUND SURFACE</td> </tr> <tr> <td></td> <td>SEAL</td> <td>TBS</td> <td>TOP BENTONITE SEAL</td> </tr> <tr> <td></td> <td>SANDPACK</td> <td>TSP</td> <td>TOP OF SANDPACK</td> </tr> <tr> <td></td> <td>SAND</td> <td>TSC</td> <td>TOP OF SCREEN</td> </tr> <tr> <td></td> <td>SILT</td> <td>BSC</td> <td>BOTTOM OF SCREEN</td> </tr> <tr> <td></td> <td>CLAY</td> <td>TD</td> <td>TOTAL DEPTH</td> </tr> <tr> <td></td> <td>NO RECOVERY</td> <td>POW</td> <td>POINT OF WELL</td> </tr> </table>							GRAVEL	TPC	TOP OF PROTECTIVE CASING		SURFACE SEAL	TR	TOP OF WELL RISER		GROUT	GS	GROUND SURFACE		SEAL	TBS	TOP BENTONITE SEAL		SANDPACK	TSP	TOP OF SANDPACK		SAND	TSC	TOP OF SCREEN		SILT	BSC	BOTTOM OF SCREEN		CLAY	TD	TOTAL DEPTH		NO RECOVERY	POW	POINT OF WELL
	GRAVEL	TPC	TOP OF PROTECTIVE CASING																																						
	SURFACE SEAL	TR	TOP OF WELL RISER																																						
	GROUT	GS	GROUND SURFACE																																						
	SEAL	TBS	TOP BENTONITE SEAL																																						
	SANDPACK	TSP	TOP OF SANDPACK																																						
	SAND	TSC	TOP OF SCREEN																																						
	SILT	BSC	BOTTOM OF SCREEN																																						
	CLAY	TD	TOTAL DEPTH																																						
	NO RECOVERY	POW	POINT OF WELL																																						



ENGINEERING-SCIENCE, INC.

Seneca Army Depot
Romulus, New York

**COMPLETION REPORT OF
WELL No. MW25-9**

COMPLETION REPORT OF WELL No. MW25-10

PROJECT:	SEAD-25 & SEAD-26 RI/FS	GROUND SURFACE ELEVATION:	741.8
PROJECT LOCATION:	Seneca Army Depot Activity, Romulus, NY 14541	DATUM:	NGVD 88
WELL LOCATION (N/E):	997965.0 751000.0	GEOLOGIST:	F. O'Loughlin
DRILLING CONTRACTOR:	Empire Soils Investigation, Inc.	CHECKED BY:	P.Feschbach-Meriney
DRILLING METHOD:	Hollow Stem Auger	CONSULTANT:	
WELL INSTALLATION STARTED:	09/27/95		
WELL INSTALLATION COMPLETED:	09/27/95		

STRATA	SYMBOL	WELL DETAILS	DEPTH (ft.)	ELEVATION (ft.)	WELL CONSTRUCTION DETAILS																																								
TL			1.4	TPC	740.4	PROTECTIVE COVER Diameter: 4 inches Type: Round Box Riser Interval: 2.29 feet																																							
			1.2	TR	740.6																																								
			0.0	GS	741.8																																								
WS			1.3	TBS	740.5	RISER Diameter: 2 inches Type: SCHEDULE 40-PVC Interval: 4.41 feet																																							
			2.4	TSP	739.4																																								
			3.2	TSC	738.6																																								
CS			5.2	BSC	736.6	SCREEN Diameter: 2 inches Type: SCH 40-PVC, 0.010" slot Interval: 2.0 feet																																							
			5.6	POW	736.2																																								
					SURFACE SEAL Type: CEMENT Interval: 0.8 feet																																								
					GROUT Type: NA Interval: NA																																								
					SEAL Type: BENTONITE Interval: 1.1 feet																																								
					SANDPACK Type: Morie 0 and Morie 000 Interval: 2.8 feet																																								
					<table border="0" style="width: 100%;"> <tr> <th style="text-align: left;">WELL DEVELOPMENT DATA</th> <th colspan="3" style="text-align: left;">WATER LEVELS</th> </tr> <tr> <td>Date: 10/25/95</td> <td style="text-align: center;">Date</td> <td style="text-align: center;">Time</td> <td style="text-align: center;">Depth, TR</td> </tr> <tr> <td>Method: Surge Block</td> <td style="text-align: center;">10/22/95</td> <td style="text-align: center;">1310</td> <td style="text-align: center;">1.67 ft</td> </tr> <tr> <td>Duration: 4 Days</td> <td style="text-align: center;">10/22/95</td> <td style="text-align: center;">1759</td> <td style="text-align: center;">4.30 ft</td> </tr> <tr> <td>Rate: 0.090 L/minute</td> <td style="text-align: center;">10/23/95</td> <td style="text-align: center;">1643</td> <td style="text-align: center;">2.38 ft</td> </tr> <tr> <td></td> <td style="text-align: center;">10/24/95</td> <td style="text-align: center;">1315</td> <td style="text-align: center;">2.86 ft</td> </tr> </table>	WELL DEVELOPMENT DATA	WATER LEVELS			Date: 10/25/95	Date	Time	Depth, TR	Method: Surge Block	10/22/95	1310	1.67 ft	Duration: 4 Days	10/22/95	1759	4.30 ft	Rate: 0.090 L/minute	10/23/95	1643	2.38 ft		10/24/95	1315	2.86 ft																
WELL DEVELOPMENT DATA	WATER LEVELS																																												
Date: 10/25/95	Date	Time	Depth, TR																																										
Method: Surge Block	10/22/95	1310	1.67 ft																																										
Duration: 4 Days	10/22/95	1759	4.30 ft																																										
Rate: 0.090 L/minute	10/23/95	1643	2.38 ft																																										
	10/24/95	1315	2.86 ft																																										
					<table border="0" style="width: 100%;"> <tr> <td colspan="4">Final Measurements:</td> </tr> <tr> <td style="text-align: center;">pH</td> <td style="text-align: center;">Temperature (degrees C)</td> <td style="text-align: center;">Conductivity (micromhos/cm)</td> <td style="text-align: center;">Turbidity (NTU)</td> </tr> <tr> <td style="text-align: center;">7.30</td> <td style="text-align: center;">14.9</td> <td style="text-align: center;">425</td> <td style="text-align: center;">5.46</td> </tr> </table>	Final Measurements:				pH	Temperature (degrees C)	Conductivity (micromhos/cm)	Turbidity (NTU)	7.30	14.9	425	5.46																												
Final Measurements:																																													
pH	Temperature (degrees C)	Conductivity (micromhos/cm)	Turbidity (NTU)																																										
7.30	14.9	425	5.46																																										
					<table border="0" style="width: 100%;"> <tr> <td colspan="2">LEGEND</td> <td></td> <td></td> </tr> <tr> <td></td> <td>GRAVEL</td> <td>TPC</td> <td>TOP OF PROTECTIVE CASING</td> </tr> <tr> <td></td> <td>SURFACE SEAL</td> <td>TR</td> <td>TOP OF WELL RISER</td> </tr> <tr> <td></td> <td>GROUT</td> <td>GS</td> <td>GROUND SURFACE</td> </tr> <tr> <td></td> <td>SEAL</td> <td>TBS</td> <td>TOP BENTONITE SEAL</td> </tr> <tr> <td></td> <td>SANDPACK</td> <td>TSP</td> <td>TOP OF SANDPACK</td> </tr> <tr> <td></td> <td>SAND</td> <td>TSC</td> <td>TOP OF SCREEN</td> </tr> <tr> <td></td> <td>SILT</td> <td>BSC</td> <td>BOTTOM OF SCREEN</td> </tr> <tr> <td></td> <td>CLAY</td> <td>TD</td> <td>TOTAL DEPTH</td> </tr> <tr> <td></td> <td>NO RECOVERY</td> <td>POW</td> <td>POINT OF WELL</td> </tr> </table>	LEGEND					GRAVEL	TPC	TOP OF PROTECTIVE CASING		SURFACE SEAL	TR	TOP OF WELL RISER		GROUT	GS	GROUND SURFACE		SEAL	TBS	TOP BENTONITE SEAL		SANDPACK	TSP	TOP OF SANDPACK		SAND	TSC	TOP OF SCREEN		SILT	BSC	BOTTOM OF SCREEN		CLAY	TD	TOTAL DEPTH		NO RECOVERY	POW	POINT OF WELL
LEGEND																																													
	GRAVEL	TPC	TOP OF PROTECTIVE CASING																																										
	SURFACE SEAL	TR	TOP OF WELL RISER																																										
	GROUT	GS	GROUND SURFACE																																										
	SEAL	TBS	TOP BENTONITE SEAL																																										
	SANDPACK	TSP	TOP OF SANDPACK																																										
	SAND	TSC	TOP OF SCREEN																																										
	SILT	BSC	BOTTOM OF SCREEN																																										
	CLAY	TD	TOTAL DEPTH																																										
	NO RECOVERY	POW	POINT OF WELL																																										



ENGINEERING-SCIENCE, INC.

Seneca Army Depot
Romulus, New York

COMPLETION REPORT OF WELL No. MW25-10

COMPLETION REPORT OF WELL No. MW25-11

PROJECT: SEAD-25 & SEAD-26 RI/FS	GROUND SURFACE ELEVATION: 738.7
PROJECT LOCATION: Seneca Army Depot Activity, Romulus, NY 14541	DATUM: NGVD 88
WELL LOCATION (N/E): 997865.7 750956.7	GEOLOGIST: F. O'Loughlin
DRILLING CONTRACTOR: Empire Soils Investigation, Inc.	CHECKED BY: P.Feschbach-Meriney
DRILLING METHOD: Hollow Stem Auger	CONSULTANT:
WELL INSTALLATION STARTED: 10/11/95	
WELL INSTALLATION COMPLETED: 10/11/95	

STRATA	SYMBOL	WELL DETAILS	DEPTH (ft.)	ELEVATION (ft.)	WELL CONSTRUCTION DETAILS	
			1.6	TPC	737.1	PROTECTIVE COVER Diameter: 4 inches Type: Round Box Riser Interval: 4.53 feet
			1.5	TR	737.2	
				TC		
			0.0	GS	738.7	
TL	0		1.4	TBS	737.3	RISER Diameter: 2 inches Type: SCHEDULE 40-PVC Interval: 5.35 feet
			2.7	TSP	736.0	
			3.8	TSC	734.9	SCREEN Diameter: 2 inches Type: SCH 40-PVC, 0.010" slot Interval: 1.5 feet
			5.3	BSC	733.4	
WS	5.7		6.7	POW	733.0	SURFACE SEAL Type: CEMENT Interval: 1.4 feet
CS						GROUT Type: NA Interval: NA
						SEAL Type: BENTONITE Interval: 1.3 feet
						SANDPACK Type: Morie 0 and Morie 000 Interval: 3.0 feet
			WELL DEVELOPMENT DATA		WATER LEVELS	
			Date: 10/23/95	Date	Time	Depth, TR
			Method: Surge Block	∇ 10/23/95	1620	4.18 ft
			Duration: 3 Days	∇ 10/24/95	1335	2.92 ft
			Rate: 1.020 L/minute	∇ 10/24/95	1650	3.00 ft
				∇ 10/25/95	0830	3.29 ft
			Final Measurements:			
			pH	Temperature (degrees C)	Conductivity (micromhos/cm)	Turbidity (NTU)
			7.11	14	920	25.1
			LEGEND			
	GRAVEL		TPC	TOP OF PROTECTIVE CASING		
	SAND		TR	TOP OF WELL RISER		
	SILT		GS	GROUND SURFACE		
	CLAY		TBS	TOP BENTONITE SEAL		
	NO RECOVERY		TSP	TOP OF SANDPACK		
			TSC	TOP OF SCREEN		
			BSC	BOTTOM OF SCREEN		
			TD	TOTAL DEPTH		
			POW	POINT OF WELL		



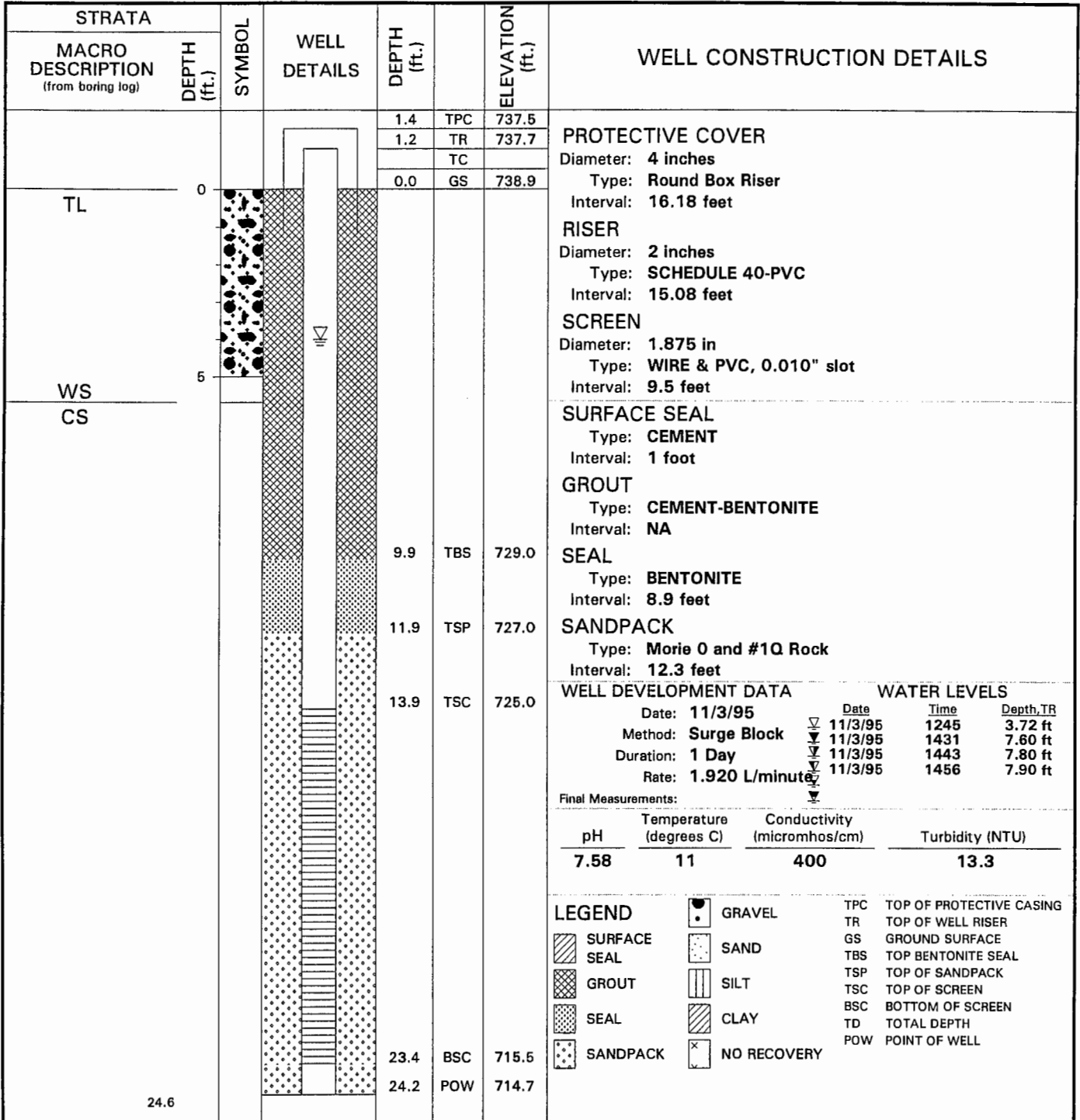
ENGINEERING-SCIENCE, INC.

Seneca Army Depot
Romulus, New York

**COMPLETION REPORT OF
WELL No. MW25-11**

COMPLETION REPORT OF WELL No. MW25-12D

PROJECT: SEAD-25 & SEAD-26 RI/FS	GROUND SURFACE ELEVATION: 738.9
PROJECT LOCATION: Seneca Army Depot Activity, Romulus, NY 14541	DATUM: NGVD 88
WELL LOCATION (N/E): 997866.1 750967.3	GEOLOGIST: F. O'Loughlin
DRILLING CONTRACTOR: Empire Soils Investigation, Inc.	CHECKED BY: P.Feschbach-Meriney
DRILLING METHOD: Rock Coring	CONSULTANT:
WELL INSTALLATION STARTED: 11/01/95	
WELL INSTALLATION COMPLETED: 11/01/95	



LEGEND		GRAVEL	TPC	TOP OF PROTECTIVE CASING
		SURFACE SEAL	TR	TOP OF WELL RISER
		GROUT	GS	GROUND SURFACE
		SEAL	TBS	TOP BENTONITE SEAL
		SANDPACK	TSP	TOP OF SANDPACK
		NO RECOVERY	TSC	TOP OF SCREEN
			BSC	BOTTOM OF SCREEN
			TD	TOTAL DEPTH
			POW	POINT OF WELL



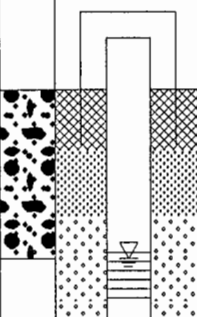
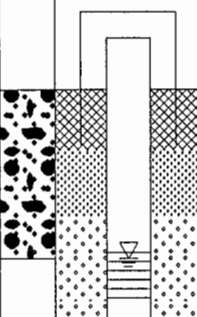
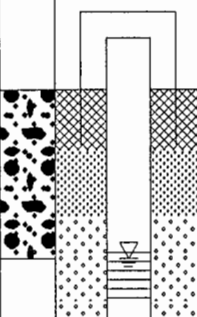
ENGINEERING-SCIENCE, INC.

Seneca Army Depot
Romulus, New York

**COMPLETION REPORT OF
WELL No. MW25-12D**

COMPLETION REPORT OF WELL No. MW25-13

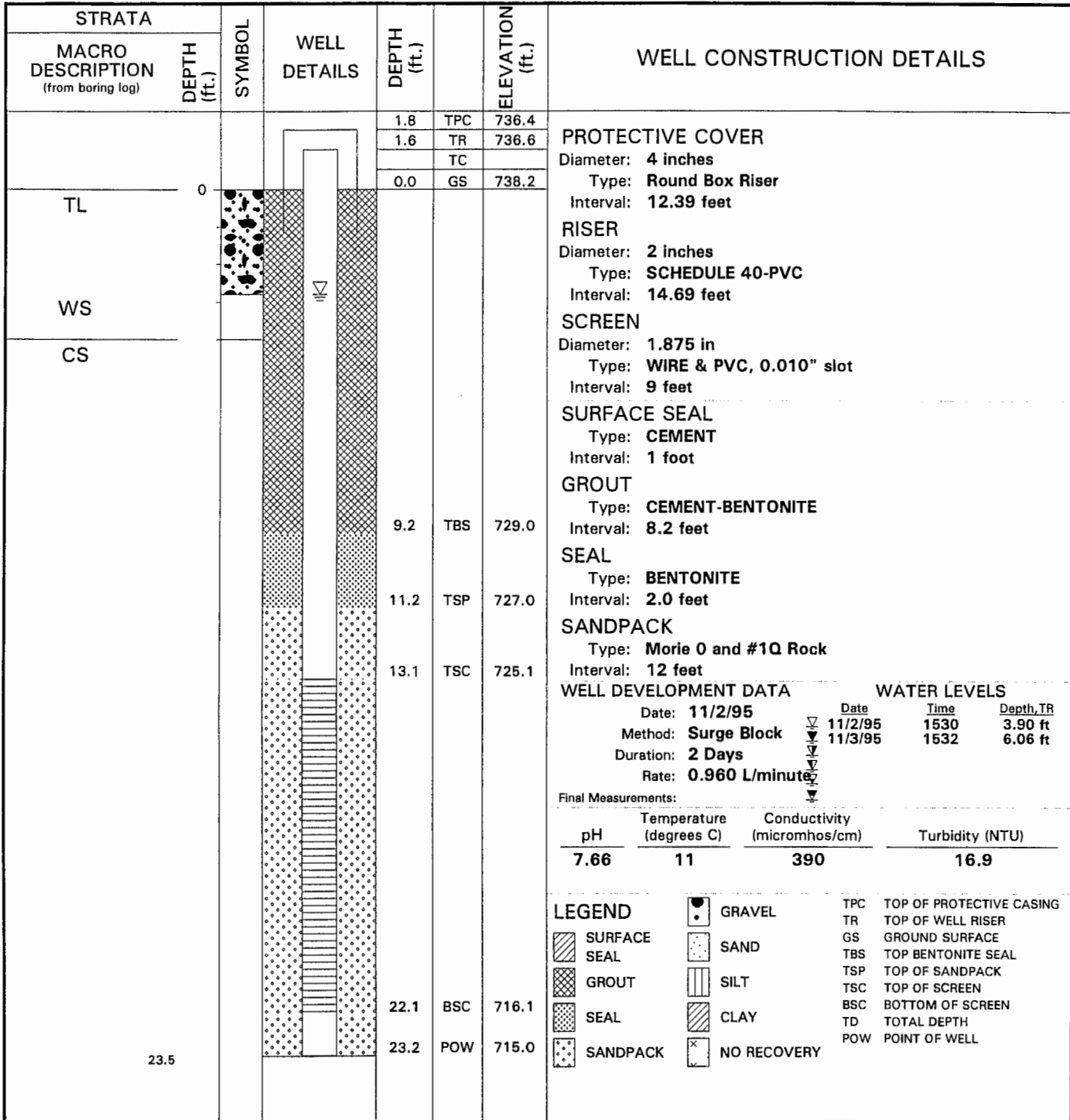
PROJECT: SEAD-25 & SEAD-26 RI/FS	GROUND SURFACE ELEVATION: 737.9
PROJECT LOCATION: Seneca Army Depot Activity, Romulus, NY 14541	DATUM: NGVD 88
WELL LOCATION (N/E): 997866.5 750869.7	GEOLOGIST: F. O'Loughlin
DRILLING CONTRACTOR: Empire Soils Investigation, Inc.	CHECKED BY: P.Feschbach-Meriney
DRILLING METHOD: Hollow Stem Auger	CONSULTANT:
WELL INSTALLATION STARTED: 10/11/95	
WELL INSTALLATION COMPLETED: 10/11/95	

STRATA	SYMBOL	WELL DETAILS	DEPTH (ft.)	ELEVATION (ft.)	WELL CONSTRUCTION DETAILS																																		
TL 0	0		1.8	TPC	736.2	PROTECTIVE COVER Diameter: 4 inches Type: Round Box Riser Interval: 2.76 feet																																	
			1.7	TR	736.3																																		
			0.0	GS	737.9																																		
			1.0	TBS	736.9																																		
WS 4.0	4.0		2.1	TSP	735.8	RISER Diameter: 2 inches Type: SCHEDULE 40-PVC Interval: 4.38 feet																																	
			2.7	TSC	735.2																																		
CS	4.0		3.5	BSC	734.4	SCREEN Diameter: 2 inches Type: SCH 40-PVC, 0.010" slot Interval: 0.8 feet																																	
			4.0	POW	733.9																																		
<table border="0" style="width: 100%;"> <tr> <td style="width: 50%;">SURFACE SEAL Type: CEMENT Interval: 1.4 feet</td> <td style="width: 50%;">WELL DEVELOPMENT DATA</td> </tr> <tr> <td>GROUT Type: NA Interval: NA</td> <td style="text-align: center;"> <table border="1" style="width: 100%; border-collapse: collapse;"> <thead> <tr> <th colspan="2">WATER LEVELS</th> </tr> <tr> <th>Date</th> <th>Time</th> </tr> </thead> <tbody> <tr> <td style="text-align: center;">10/24/95</td> <td style="text-align: center;">6.78 ft</td> </tr> <tr> <td style="text-align: center;">10/25/95</td> <td style="text-align: center;">4.46 ft</td> </tr> <tr> <td style="text-align: center;">10/25/95</td> <td style="text-align: center;">1202</td> </tr> <tr> <td style="text-align: center;">10/30/95</td> <td style="text-align: center;">1202</td> </tr> <tr> <td style="text-align: center;">10/30/95</td> <td style="text-align: center;">1040</td> </tr> <tr> <td style="text-align: center;">10/31/95</td> <td style="text-align: center;">1610</td> </tr> <tr> <td style="text-align: center;">11/2/95</td> <td style="text-align: center;">1308</td> </tr> </tbody> </table> </td> </tr> <tr> <td>SEAL Type: BENTONITE Interval: 1.1 feet</td> <td style="text-align: center;"> <table border="1" style="width: 100%; border-collapse: collapse;"> <thead> <tr> <th>pH</th> <th>Temperature (degrees C)</th> <th>Conductivity (micromhos/cm)</th> <th>Turbidity (NTU)</th> </tr> </thead> <tbody> <tr> <td style="text-align: center;">7.10</td> <td style="text-align: center;">14.0</td> <td style="text-align: center;">1000</td> <td style="text-align: center;">9.66</td> </tr> </tbody> </table> </td> </tr> <tr> <td>SANDPACK Type: Morie 0 and Morie 000 Interval: 1.9 feet</td> <td></td> </tr> </table>						SURFACE SEAL Type: CEMENT Interval: 1.4 feet	WELL DEVELOPMENT DATA	GROUT Type: NA Interval: NA	<table border="1" style="width: 100%; border-collapse: collapse;"> <thead> <tr> <th colspan="2">WATER LEVELS</th> </tr> <tr> <th>Date</th> <th>Time</th> </tr> </thead> <tbody> <tr> <td style="text-align: center;">10/24/95</td> <td style="text-align: center;">6.78 ft</td> </tr> <tr> <td style="text-align: center;">10/25/95</td> <td style="text-align: center;">4.46 ft</td> </tr> <tr> <td style="text-align: center;">10/25/95</td> <td style="text-align: center;">1202</td> </tr> <tr> <td style="text-align: center;">10/30/95</td> <td style="text-align: center;">1202</td> </tr> <tr> <td style="text-align: center;">10/30/95</td> <td style="text-align: center;">1040</td> </tr> <tr> <td style="text-align: center;">10/31/95</td> <td style="text-align: center;">1610</td> </tr> <tr> <td style="text-align: center;">11/2/95</td> <td style="text-align: center;">1308</td> </tr> </tbody> </table>	WATER LEVELS		Date	Time	10/24/95	6.78 ft	10/25/95	4.46 ft	10/25/95	1202	10/30/95	1202	10/30/95	1040	10/31/95	1610	11/2/95	1308	SEAL Type: BENTONITE Interval: 1.1 feet	<table border="1" style="width: 100%; border-collapse: collapse;"> <thead> <tr> <th>pH</th> <th>Temperature (degrees C)</th> <th>Conductivity (micromhos/cm)</th> <th>Turbidity (NTU)</th> </tr> </thead> <tbody> <tr> <td style="text-align: center;">7.10</td> <td style="text-align: center;">14.0</td> <td style="text-align: center;">1000</td> <td style="text-align: center;">9.66</td> </tr> </tbody> </table>	pH	Temperature (degrees C)	Conductivity (micromhos/cm)	Turbidity (NTU)	7.10	14.0	1000	9.66	SANDPACK Type: Morie 0 and Morie 000 Interval: 1.9 feet	
SURFACE SEAL Type: CEMENT Interval: 1.4 feet	WELL DEVELOPMENT DATA																																						
GROUT Type: NA Interval: NA	<table border="1" style="width: 100%; border-collapse: collapse;"> <thead> <tr> <th colspan="2">WATER LEVELS</th> </tr> <tr> <th>Date</th> <th>Time</th> </tr> </thead> <tbody> <tr> <td style="text-align: center;">10/24/95</td> <td style="text-align: center;">6.78 ft</td> </tr> <tr> <td style="text-align: center;">10/25/95</td> <td style="text-align: center;">4.46 ft</td> </tr> <tr> <td style="text-align: center;">10/25/95</td> <td style="text-align: center;">1202</td> </tr> <tr> <td style="text-align: center;">10/30/95</td> <td style="text-align: center;">1202</td> </tr> <tr> <td style="text-align: center;">10/30/95</td> <td style="text-align: center;">1040</td> </tr> <tr> <td style="text-align: center;">10/31/95</td> <td style="text-align: center;">1610</td> </tr> <tr> <td style="text-align: center;">11/2/95</td> <td style="text-align: center;">1308</td> </tr> </tbody> </table>	WATER LEVELS		Date	Time	10/24/95	6.78 ft	10/25/95	4.46 ft	10/25/95	1202	10/30/95	1202	10/30/95	1040	10/31/95	1610	11/2/95	1308																				
WATER LEVELS																																							
Date	Time																																						
10/24/95	6.78 ft																																						
10/25/95	4.46 ft																																						
10/25/95	1202																																						
10/30/95	1202																																						
10/30/95	1040																																						
10/31/95	1610																																						
11/2/95	1308																																						
SEAL Type: BENTONITE Interval: 1.1 feet	<table border="1" style="width: 100%; border-collapse: collapse;"> <thead> <tr> <th>pH</th> <th>Temperature (degrees C)</th> <th>Conductivity (micromhos/cm)</th> <th>Turbidity (NTU)</th> </tr> </thead> <tbody> <tr> <td style="text-align: center;">7.10</td> <td style="text-align: center;">14.0</td> <td style="text-align: center;">1000</td> <td style="text-align: center;">9.66</td> </tr> </tbody> </table>	pH	Temperature (degrees C)	Conductivity (micromhos/cm)	Turbidity (NTU)	7.10	14.0	1000	9.66																														
pH	Temperature (degrees C)	Conductivity (micromhos/cm)	Turbidity (NTU)																																				
7.10	14.0	1000	9.66																																				
SANDPACK Type: Morie 0 and Morie 000 Interval: 1.9 feet																																							
<table border="0" style="width: 100%;"> <tr> <td style="width: 25%;">LEGEND</td> <td style="width: 25%;"> <ul style="list-style-type: none"> GRAVEL SURFACE SEAL GROUT SEAL SANDPACK </td> <td style="width: 25%;"> <ul style="list-style-type: none"> SAND SILT CLAY NO RECOVERY </td> <td style="width: 25%;"> <ul style="list-style-type: none"> TPC TOP OF PROTECTIVE CASING TR TOP OF WELL RISER GS GROUND SURFACE TBS TOP BENTONITE SEAL TSP TOP OF SANDPACK TSC TOP OF SCREEN BSC BOTTOM OF SCREEN TD TOTAL DEPTH POW POINT OF WELL </td> </tr> </table>						LEGEND	<ul style="list-style-type: none"> GRAVEL SURFACE SEAL GROUT SEAL SANDPACK 	<ul style="list-style-type: none"> SAND SILT CLAY NO RECOVERY 	<ul style="list-style-type: none"> TPC TOP OF PROTECTIVE CASING TR TOP OF WELL RISER GS GROUND SURFACE TBS TOP BENTONITE SEAL TSP TOP OF SANDPACK TSC TOP OF SCREEN BSC BOTTOM OF SCREEN TD TOTAL DEPTH POW POINT OF WELL 																														
LEGEND	<ul style="list-style-type: none"> GRAVEL SURFACE SEAL GROUT SEAL SANDPACK 	<ul style="list-style-type: none"> SAND SILT CLAY NO RECOVERY 	<ul style="list-style-type: none"> TPC TOP OF PROTECTIVE CASING TR TOP OF WELL RISER GS GROUND SURFACE TBS TOP BENTONITE SEAL TSP TOP OF SANDPACK TSC TOP OF SCREEN BSC BOTTOM OF SCREEN TD TOTAL DEPTH POW POINT OF WELL 																																				

COMPLETION REPORT OF WELL No. MW25-14D

PROJECT: SEAD-25 & SEAD-26 RI/FS
 PROJECT LOCATION: Seneca Army Depot Activity, Romulus, NY 14541
 WELL LOCATION (N/E): 997866.5 750876.2
 DRILLING CONTRACTOR: Empire Soils Investigation, Inc.
 DRILLING METHOD: Rock Coring
 WELL INSTALLATION STARTED: 10/31/95
 WELL INSTALLATION COMPLETED: 10/31/95

GROUND SURFACE ELEVATION: 738.2
 DATUM: NGVD 88
 GEOLOGIST: F. O'Loughlin
 CHECKED BY: P.Feschbach-Meriney
 CONSULTANT:




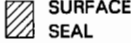






ENGINEERING-SCIENCE, INC.

Seneca Army Depot
 Romulus, New York

COMPLETION REPORT OF WELL No. MW25-14D

COMPLETION REPORT OF WELL No. MW25-15

PROJECT: SEAD-25 & SEAD-26 RI/FS	GROUND SURFACE ELEVATION: 739.6
PROJECT LOCATION: Seneca Army Depot Activity, Romulus, NY 14541	DATUM: NGVD 88
WELL LOCATION (N/E): 997974.2 750764.4	GEOLOGIST: F. O'Loughlin
DRILLING CONTRACTOR: Empire Soils Investigation, Inc.	CHECKED BY: P.Feschbach-Meriney
DRILLING METHOD: Hollow Stem Auger	CONSULTANT:
WELL INSTALLATION STARTED: 10/10/95	
WELL INSTALLATION COMPLETED: 10/10/95	

STRATA	DEPTH (ft.)	SYMBOL	WELL DETAILS	DEPTH (ft.)	ELEVATION (ft.)	WELL CONSTRUCTION DETAILS
				1.6	738.0	PROTECTIVE COVER Diameter: 4 inches Type: Round Box Riser Interval: 3.22 feet
				1.4	738.2	
				0.0	739.6	
TL	0			1.6	738.0	RISER Diameter: 2 inches Type: SCHEDULE 40-PVC Interval: 5.29 feet
				2.9	736.7	SCREEN Diameter: 2 inches Type: SCH 40-PVC, 0.010" slot Interval: 1.5 feet
				3.9	735.7	
WS	5			5.4	734.2	SURFACE SEAL Type: CEMENT Interval: 1 foot
				5.8	733.8	
CS	6.2					GROUT Type: NA Interval: NA
						SEAL Type: BENTONITE Interval: 1.3 feet
						SANDPACK Type: Morie 0 and Morie 000 Interval: 2.9 feet
			WELL DEVELOPMENT DATA		WATER LEVELS	
			Date: 10/22/95	Date	Time	Depth, TR
			Method: Surge Block	10/24/95	1520	4.57 ft
			Duration: 10 Days	10/25/95	1300	3.20 ft
			Rate: 0.050 L/minute	10/30/95	1018	4.36 ft
			Final Measurements:	10/31/95	1520	5.00 ft
				11/1/95	1007	4.57 ft
				11/2/95	1030	4.66 ft
		pH	Temperature (degrees C)	Conductivity (micromhos/cm)	Turbidity (NTU)	
		6.93	15.0	450	8.38	
LEGEND				GRAVEL	TPC	TOP OF PROTECTIVE CASING
					TR	TOP OF WELL RISER
					GS	GROUND SURFACE
					TBS	TOP BENTONITE SEAL
					TSP	TOP OF SANDPACK
				SILT	TSC	TOP OF SCREEN
				CLAY	BSC	BOTTOM OF SCREEN
				NO RECOVERY	TD	TOTAL DEPTH
					POW	POINT OF WELL



ENGINEERING-SCIENCE, INC.

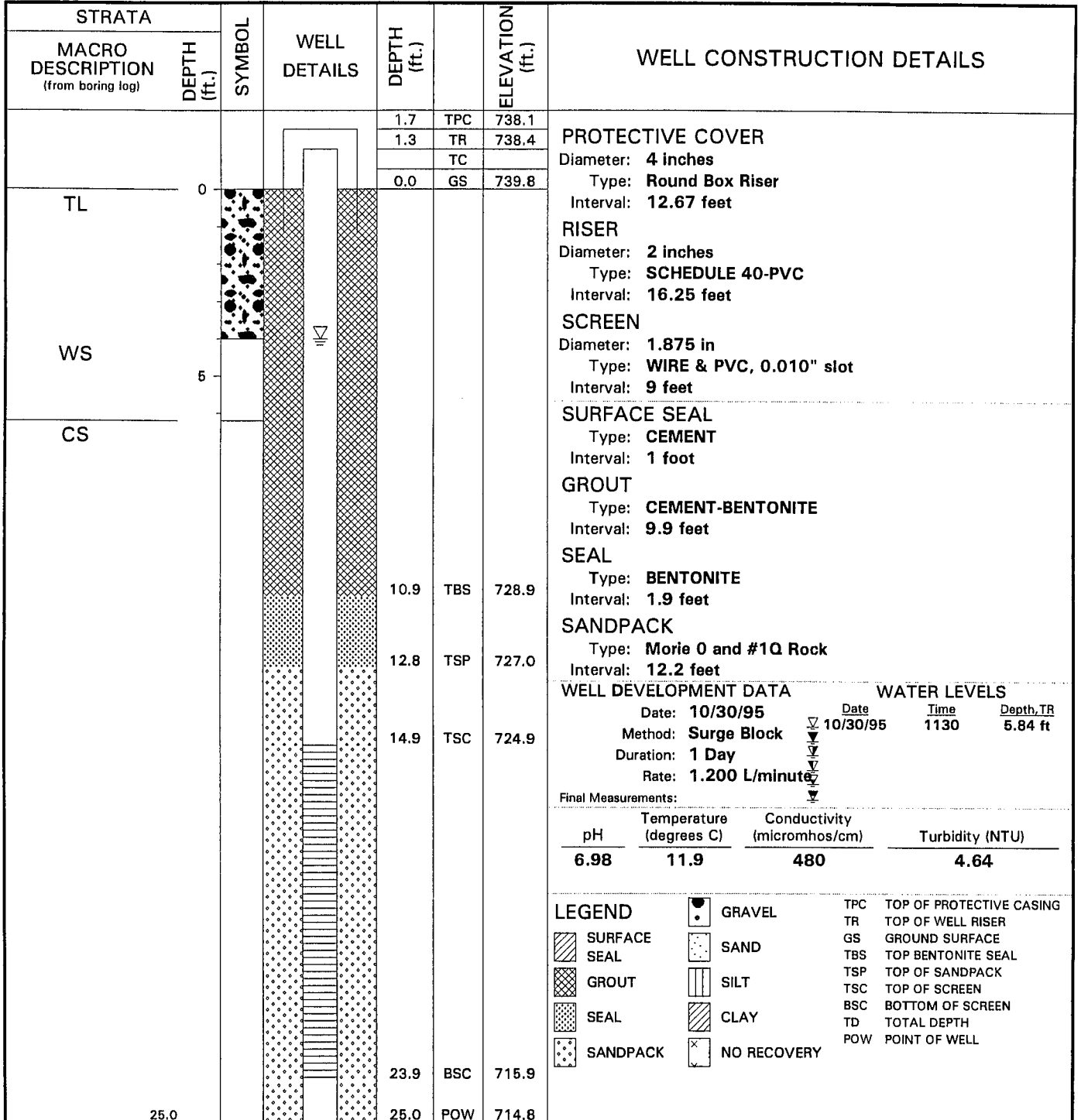
Seneca Army Depot
Romulus, New York

**COMPLETION REPORT OF
WELL No. MW25-15**

COMPLETION REPORT OF WELL No. MW25-16D

PROJECT: SEAD-25 & SEAD-26 RI/FS
 PROJECT LOCATION: Seneca Army Depot Activity, Romulus, NY 14541
 WELL LOCATION (N/E): 997975.4 750773.2
 DRILLING CONTRACTOR: Empire Soils Investigation, Inc.
 DRILLING METHOD: Rock Coring
 WELL INSTALLATION STARTED: 10/25/95
 WELL INSTALLATION COMPLETED: 10/25/95

GROUND SURFACE ELEVATION: 739.8
 DATUM: NGVD 88
 GEOLOGIST: F. O'Loughlin
 CHECKED BY: P.Feschbach-Meriney
 CONSULTANT:



	GRAVEL	TPC	TOP OF PROTECTIVE CASING
	SURFACE SEAL	TR	TOP OF WELL RISER
	GROUT	GS	GROUND SURFACE
	SEAL	TBS	TOP BENTONITE SEAL
	SANDPACK	TSP	TOP OF SANDPACK
	SILT	TSC	TOP OF SCREEN
	CLAY	BSC	BOTTOM OF SCREEN
	NO RECOVERY	TD	TOTAL DEPTH
		POW	POINT OF WELL



ENGINEERING-SCIENCE, INC.

Seneca Army Depot
 Romulus, New York

COMPLETION REPORT OF WELL No. MW25-16D

COMPLETION REPORT OF WELL No. MW25-17

PROJECT: **SEAD-25 & SEAD-26 RI/FS**
 PROJECT LOCATION: **Seneca Army Depot Activity, Romulus, NY 14541**
 WELL LOCATION (N/E): **998187.6 750963.0**
 DRILLING CONTRACTOR: **Empire Soils Investigation, Inc.**
 DRILLING METHOD: **Hollow Stem Auger**
 WELL INSTALLATION STARTED: **10/16/95**
 WELL INSTALLATION COMPLETED: **10/16/95**

GROUND SURFACE ELEVATION: **742.2**
 DATUM: **NGVD 88**
 GEOLOGIST: **F. O'Loughlin**
 CHECKED BY: **P.Feschbach-Meriney**
 CONSULTANT:

STRATA		SYMBOL	WELL DETAILS	DEPTH (ft.)		ELEVATION (ft.)	WELL CONSTRUCTION DETAILS										
MACRO DESCRIPTION (from boring log)	DEPTH (ft.)																
				1.7	TPC	740.5	PROTECTIVE COVER Diameter: 4 inches Type: Round Box Riser Interval: 5.25 feet										
			1.7	TR	740.6												
				TC													
			0.0	GS	742.2												
TL	0			2.0	TBS	740.2	RISER Diameter: 2 inches Type: SCHEDULE 40-PVC Interval: 6.28 feet										
				3.6	TSP	738.6	SCREEN Diameter: 2 inches Type: SCH 40-PVC, 0.010" slot Interval: 4.5 feet										
				4.6	TSC	737.6	SURFACE SEAL Type: CEMENT Interval: NA										
	5						GROUT Type: NA Interval: NA										
WS				9.1	BSC	733.1	SEAL Type: BENTONITE Interval: 1.6 feet										
				9.9	POW	732.3	SANDPACK Type: Morie 0 and #10 Rock Interval: 6.3 feet										
CS	9.9						WELL DEVELOPMENT DATA Date: 10/31/95 Method: Surge Block Duration: 1 Day Rate: 0.780 L/minute										
							WATER LEVELS <table border="1"> <thead> <tr> <th>Date</th> <th>Time</th> <th>Depth, TR</th> </tr> </thead> <tbody> <tr> <td>10/31/95</td> <td>1031</td> <td>5.70 ft</td> </tr> <tr> <td>10/31/95</td> <td>1415</td> <td>5.07 ft</td> </tr> </tbody> </table>		Date	Time	Depth, TR	10/31/95	1031	5.70 ft	10/31/95	1415	5.07 ft
Date	Time	Depth, TR															
10/31/95	1031	5.70 ft															
10/31/95	1415	5.07 ft															
							Final Measurements: <table border="1"> <thead> <tr> <th>pH</th> <th>Temperature (degrees C)</th> <th>Conductivity (micromhos/cm)</th> <th>Turbidity (NTU)</th> </tr> </thead> <tbody> <tr> <td>7.12</td> <td>13.0</td> <td>550</td> <td>4.16</td> </tr> </tbody> </table>		pH	Temperature (degrees C)	Conductivity (micromhos/cm)	Turbidity (NTU)	7.12	13.0	550	4.16	
pH	Temperature (degrees C)	Conductivity (micromhos/cm)	Turbidity (NTU)														
7.12	13.0	550	4.16														
		LEGEND GRAVEL SURFACE SEAL GROUT SEAL SANDPACK		GRAVEL SAND SILT CLAY NO RECOVERY		TPC TOP OF PROTECTIVE CASING TR TOP OF WELL RISER GS GROUND SURFACE TBS TOP BENTONITE SEAL TSP TOP OF SANDPACK TSC TOP OF SCREEN BSC BOTTOM OF SCREEN TD TOTAL DEPTH POW POINT OF WELL											



COMPLETION REPORT OF WELL No. MW25-18

PROJECT:	SEAD-25 & SEAD-26 RI/FS		GROUND SURFACE ELEVATION:	743.1
PROJECT LOCATION:	Seneca Army Depot Activity, Romulus, NY 14541		DATUM:	NGVD 88
WELL LOCATION (N/E):	998116.3 751082.0		GEOLOGIST:	F. O'Loughlin
DRILLING CONTRACTOR:	Empire Soils Investigation, Inc.		CHECKED BY:	P.Feschbach-Meriney
DRILLING METHOD:	Hollow Stem Auger		CONSULTANT:	
WELL INSTALLATION STARTED:	10/16/95			
WELL INSTALLATION COMPLETED:	10/16/95			

STRATA	SYMBOL	WELL DETAILS	DEPTH (ft.)	ELEVATION (ft.)	WELL CONSTRUCTION DETAILS
			1.6	741.4	PROTECTIVE COVER Diameter: 4 inches Type: Round Box Riser Interval: 5.02 feet
			1.3	741.7	
			0.0	743.1	
TL			1.9	741.2	RISER Diameter: 2 inches Type: SCHEDULE 40-PVC Interval: 5.74 feet
			3.4	739.7	SCREEN Diameter: 2 inches Type: SCH 40-PVC, 0.010" slot Interval: 4.5 feet
			4.4	738.7	SURFACE SEAL Type: CEMENT Interval: NA
					GROUT Type: NA Interval: NA
					SEAL Type: BENTONITE Interval: 1.5 feet
WS			8.9	734.2	SANDPACK Type: Morie 0 and #10 Rock Interval: 6.3 feet
			9.7	733.4	
CS					

WELL DEVELOPMENT DATA		WATER LEVELS		
Date:	10/30/95	Date	Time	Depth, TR
Method:	Surge Block	10/30/95	1518	5.93 ft
Duration:	4 Days	10/31/95	0921	5.98 ft
Rate:	0.090 L/minute	11/1/95	0900	6.04 ft
		11/2/95	0825	5.95 ft
Final Measurements:				
pH	Temperature (degrees C)	Conductivity (micromhos/cm)	Turbidity (NTU)	
7.00	14.5	1480	8.57	

LEGEND	GRAVEL SURFACE SEAL GROUT SEAL SANDPACK	SAND SILT CLAY NO RECOVERY	TPC TOP OF PROTECTIVE CASING TR TOP OF WELL RISER GS GROUND SURFACE TBS TOP BENTONITE SEAL TSP TOP OF SANDPACK TSC TOP OF SCREEN BSC BOTTOM OF SCREEN TD TOTAL DEPTH POW POINT OF WELL
---------------	---	-------------------------------------	--



COMPLETION REPORT OF WELL No. MW25-19

PROJECT: SEAD-25 & SEAD-26 RI/FS	GROUND SURFACE ELEVATION: 740.1
PROJECT LOCATION: Seneca Army Depot Activity, Romulus, NY 14541	DATUM: NGVD 88
WELL LOCATION (N/E): 998135.0 750762.5	GEOLOGIST: F. O'Loughlin
DRILLING CONTRACTOR: Empire Soils Investigation, Inc.	CHECKED BY: P.Feschbach-Meriney
DRILLING METHOD: Hollow Stem Auger	CONSULTANT:
WELL INSTALLATION STARTED: 10/07/95	
WELL INSTALLATION COMPLETED: 10/07/95	

STRATA	SYMBOL	WELL DETAILS	DEPTH (ft.)	ELEVATION (ft.)	WELL CONSTRUCTION DETAILS																																				
MACRO DESCRIPTION (from boring log)	DEPTH (ft.)																																								
			1.9	TPC	738.1	PROTECTIVE COVER Diameter: 4 inches Type: Round Box Riser Interval: 3.95 feet																																			
			1.9	TR	738.2																																				
				TC																																					
			0.0	GS	740.1																																				
TL	0					RISER Diameter: 2 inches Type: SCHEDULE 40-PVC Interval: 7.15 feet																																			
			2.0	TBS	738.1	SCREEN Diameter: 1.875 in. Type: WIRE & PVC, 0.010" slot Interval: 4.5 feet																																			
			4.0	TSP	736.1																																				
	5		5.3	TSC	734.8	SURFACE SEAL Type: CEMENT Interval: NA																																			
						GROUT Type: NA Interval: NA																																			
WS						SEAL Type: BENTONITE Interval: 2.0 feet																																			
	10.2		9.8	BSC	730.3	SANDPACK Type: Morie 0 and Morie 000 Interval: 6.2 feet																																			
	10		10.2	POW	729.9																																				
CS						WELL DEVELOPMENT DATA Date: 10/22/95 Method: Surge Block Duration: 1 Day Rate: 0.780 L/minute Final Measurements: <table border="1" style="width: 100%; border-collapse: collapse; margin-top: 5px;"> <thead> <tr> <th style="width: 15%;">pH</th> <th style="width: 15%;">Temperature (degrees C)</th> <th style="width: 15%;">Conductivity (micromhos/cm)</th> <th style="width: 15%;">Turbidity (NTU)</th> </tr> </thead> <tbody> <tr> <td style="text-align: center;">6.96</td> <td style="text-align: center;">16</td> <td style="text-align: center;">550</td> <td style="text-align: center;">5.87</td> </tr> </tbody> </table>	pH	Temperature (degrees C)	Conductivity (micromhos/cm)	Turbidity (NTU)	6.96	16	550	5.87																											
pH	Temperature (degrees C)	Conductivity (micromhos/cm)	Turbidity (NTU)																																						
6.96	16	550	5.87																																						
						WATER LEVELS <table border="1" style="width: 100%; border-collapse: collapse; margin-top: 5px;"> <thead> <tr> <th style="width: 15%;">Date</th> <th style="width: 15%;">Time</th> <th style="width: 15%;">Depth, TR</th> </tr> </thead> <tbody> <tr> <td style="text-align: center;">10/22/95</td> <td style="text-align: center;">1505</td> <td style="text-align: center;">2.94 ft</td> </tr> </tbody> </table>	Date	Time	Depth, TR	10/22/95	1505	2.94 ft																													
Date	Time	Depth, TR																																							
10/22/95	1505	2.94 ft																																							
LEGEND <table border="0" style="width: 100%; margin-top: 5px;"> <tr> <td style="width: 20%;"></td> <td style="width: 20%;">GRAVEL</td> <td style="width: 20%;">TPC</td> <td style="width: 30%;">TOP OF PROTECTIVE CASING</td> </tr> <tr> <td></td> <td>SURFACE SEAL</td> <td>TR</td> <td>TOP OF WELL RISER</td> </tr> <tr> <td></td> <td>GROUT</td> <td>GS</td> <td>GROUND SURFACE</td> </tr> <tr> <td></td> <td>SEAL</td> <td>TBS</td> <td>TOP BENTONITE SEAL</td> </tr> <tr> <td></td> <td>SANDPACK</td> <td>TSP</td> <td>TOP OF SANDPACK</td> </tr> <tr> <td></td> <td>SAND</td> <td>TSC</td> <td>TOP OF SCREEN</td> </tr> <tr> <td> </td> <td>SILT</td> <td>BSC</td> <td>BOTTOM OF SCREEN</td> </tr> <tr> <td></td> <td>CLAY</td> <td>TD</td> <td>TOTAL DEPTH</td> </tr> <tr> <td>X</td> <td>NO RECOVERY</td> <td>POW</td> <td>POINT OF WELL</td> </tr> </table>							GRAVEL	TPC	TOP OF PROTECTIVE CASING		SURFACE SEAL	TR	TOP OF WELL RISER		GROUT	GS	GROUND SURFACE		SEAL	TBS	TOP BENTONITE SEAL		SANDPACK	TSP	TOP OF SANDPACK		SAND	TSC	TOP OF SCREEN		SILT	BSC	BOTTOM OF SCREEN		CLAY	TD	TOTAL DEPTH	X	NO RECOVERY	POW	POINT OF WELL
	GRAVEL	TPC	TOP OF PROTECTIVE CASING																																						
	SURFACE SEAL	TR	TOP OF WELL RISER																																						
	GROUT	GS	GROUND SURFACE																																						
	SEAL	TBS	TOP BENTONITE SEAL																																						
	SANDPACK	TSP	TOP OF SANDPACK																																						
	SAND	TSC	TOP OF SCREEN																																						
	SILT	BSC	BOTTOM OF SCREEN																																						
	CLAY	TD	TOTAL DEPTH																																						
X	NO RECOVERY	POW	POINT OF WELL																																						



ENGINEERING-SCIENCE, INC.

Seneca Army Depot
Romulus, New York

COMPLETION REPORT OF WELL No. MW25-19

SEAD-26

COMPLETION REPORT OF WELL No. MW26-1

PROJECT: SEAD-25 & SEAD-26 RI/FS	GROUND SURFACE ELEVATION: 751.2
PROJECT LOCATION: Seneca Army Depot Activity, Romulus, NY 14541	DATUM: NGVD 88
WELL LOCATION (N/E): 992227.7 751590.6	GEOLOGIST: E. Schacht
DRILLING CONTRACTOR: Empire Soils Investigation, Inc.	CHECKED BY: F. O'Loughlin
DRILLING METHOD: Hollow Stem Auger	CONSULTANT:
WELL INSTALLATION STARTED: 11/17/93	
WELL INSTALLATION COMPLETED: 11/17/93	

STRATA	SYMBOL	WELL DETAILS	DEPTH (ft.)	ELEVATION (ft.)	WELL CONSTRUCTION DETAILS
			2.7	748.5	PROTECTIVE COVER Diameter: 4 inches Type: Square Box Riser Interval: 3.5 feet
			2.6	748.6	
			0.0	751.2	
FL					RISER Diameter: 2 inches Type: SCHEDULE 40-PVC Interval: NA
TL			1.5	749.7	
			2.3	748.9	SCREEN Diameter: 2 inches Type: SCH 40-PVC, 0.010" slot Interval: 2 feet
WS			3.3	747.9	
			5.3	745.9	SURFACE SEAL Type: CEMENT Interval: NA
			6.0	745.2	GROUT Type: NA Interval: NA
CS					SEAL Type: BENTONITE Interval: 0.8 feet
					SANDPACK Type: #1 and #3 Interval: 3.7 feet
			WELL DEVELOPMENT DATA		WATER LEVELS
			Date: 1/9/94	Date	Time
			Method: Bail & Pump	▼ 11/20/93	1500
			Duration: 1.5 Months	▼ 11/23/93	1345
			Rate: 0.3 L/minute	▼ 1/7/94	1130
				▼ 1/8/94	1400
				▼ 1/9/94	1105
				▼	7.32 ft
			Final Measurements:		
pH	Temperature (degrees C)	Conductivity (micromhos/cm)	Turbidity (NTU)		
7.62	10.5	550	5.23		
LEGEND					
	GRAVEL		SAND	TPC	TOP OF PROTECTIVE CASING
	SURFACE SEAL		SILT	TR	TOP OF WELL RISER
	GROUT		CLAY	GS	GROUND SURFACE
	SEAL		NO RECOVERY	BTS	TOP BENTONITE SEAL
	SANDPACK			TSP	TOP OF SANDPACK
				TSC	TOP OF SCREEN
				BSC	BOTTOM OF SCREEN
				TD	TOTAL DEPTH
				POW	POINT OF WELL



COMPLETION REPORT OF WELL No. MW26-2

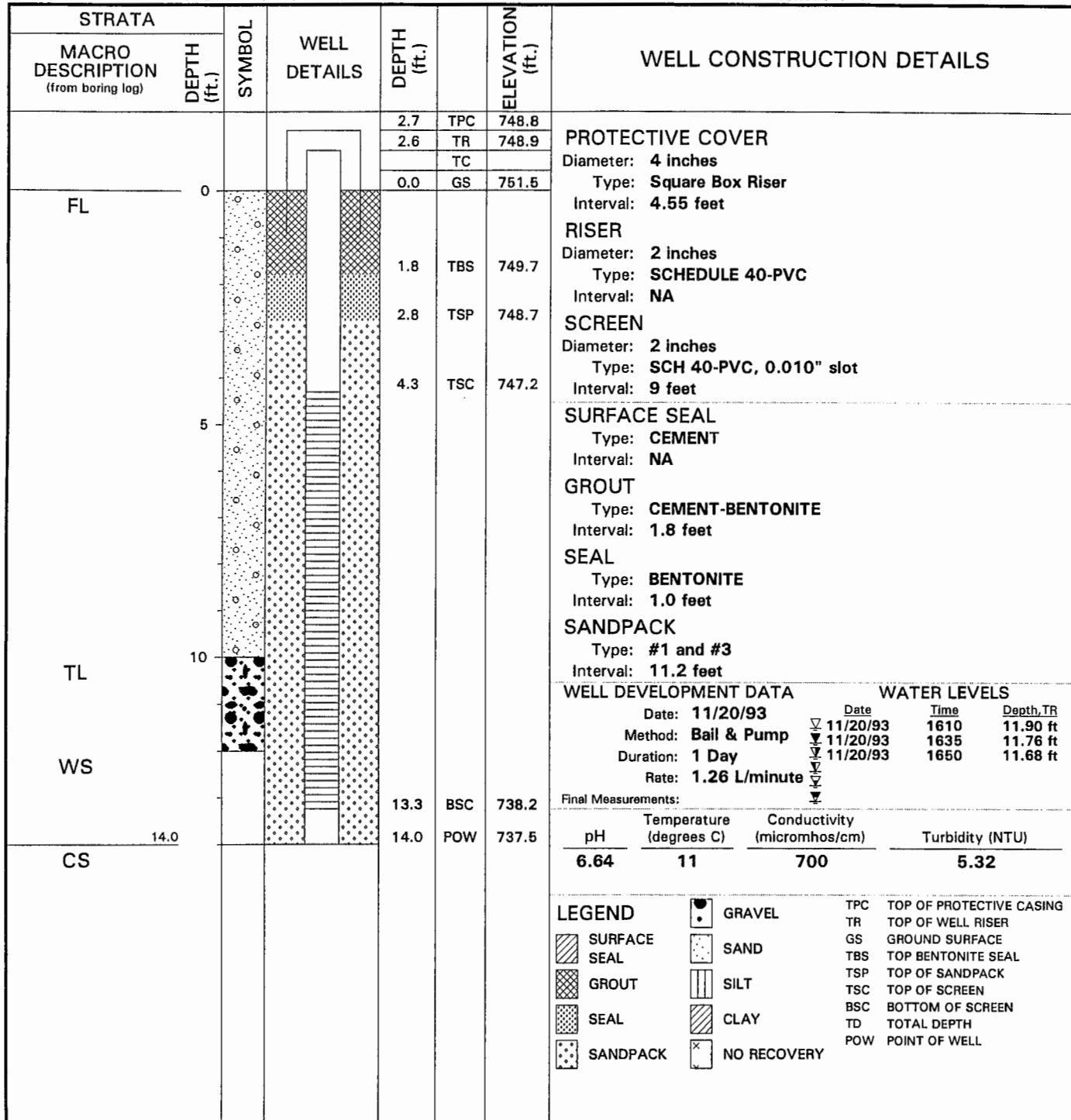
PROJECT: SEAD-25 & SEAD-26 RI/FS	GROUND SURFACE ELEVATION: 753.8
PROJECT LOCATION: Seneca Army Depot Activity, Romulus, NY 14541	DATUM: NGVD 88
WELL LOCATION (N/E): 992768.1 751107.0	GEOLOGIST: E. Schacht
DRILLING CONTRACTOR: Empire Soils Investigation, Inc.	CHECKED BY: F. O'Loughlin
DRILLING METHOD: Hollow Stem Auger	CONSULTANT:
WELL INSTALLATION STARTED: 11/18/93	
WELL INSTALLATION COMPLETED: 11/18/93	

STRATA	SYMBOL	WELL DETAILS	DEPTH (ft.)	ELEVATION (ft.)	WELL CONSTRUCTION DETAILS																																				
			3.0	750.8	PROTECTIVE COVER Diameter: 4 inches Type: Square Box Riser Interval: 4.86 feet																																				
			2.8	751.0																																					
			0.0	753.8																																					
FL			1.9	751.9	RISER Diameter: 2 inches Type: SCHEDULE 40-PVC Interval: NA																																				
			2.9	750.9	SCREEN Diameter: 2 inches Type: SCH 40-PVC, 0.010" slot Interval: 9 feet																																				
			3.9	749.9																																					
					SURFACE SEAL Type: CEMENT Interval: NA																																				
					GROUT Type: NA Interval: NA																																				
					SEAL Type: BENTONITE Interval: 1.0 feet																																				
					SANDPACK Type: #1 and #3 Interval: 11.1 feet																																				
TL					WELL DEVELOPMENT DATA Date: 1/9/94 Method: Bail Duration: 3 Days Rate: NA - Well Dry Final Measurements:																																				
WS			12.9	740.9																																					
					WATER LEVELS <table border="1" style="font-size: small;"> <thead> <tr> <th>Date</th> <th>Time</th> <th>Depth, TR</th> </tr> </thead> <tbody> <tr> <td>11/21/93</td> <td></td> <td>15.48 ft</td> </tr> <tr> <td>11/22/93</td> <td></td> <td>15.64 ft</td> </tr> <tr> <td>1/9/94</td> <td></td> <td>15.67 ft</td> </tr> <tr> <td>1/12/94</td> <td></td> <td>Dry well</td> </tr> </tbody> </table>	Date	Time	Depth, TR	11/21/93		15.48 ft	11/22/93		15.64 ft	1/9/94		15.67 ft	1/12/94		Dry well																					
Date	Time	Depth, TR																																							
11/21/93		15.48 ft																																							
11/22/93		15.64 ft																																							
1/9/94		15.67 ft																																							
1/12/94		Dry well																																							
			14.0	739.8	<table border="1" style="font-size: small;"> <thead> <tr> <th>pH</th> <th>Temperature (degrees C)</th> <th>Conductivity (micromhos/cm)</th> <th>Turbidity (NTU)</th> </tr> </thead> <tbody> <tr> <td>NA</td> <td>NA</td> <td>NA</td> <td>NA</td> </tr> </tbody> </table>	pH	Temperature (degrees C)	Conductivity (micromhos/cm)	Turbidity (NTU)	NA	NA	NA	NA																												
pH	Temperature (degrees C)	Conductivity (micromhos/cm)	Turbidity (NTU)																																						
NA	NA	NA	NA																																						
CS					LEGEND <table border="0" style="font-size: x-small;"> <tr> <td></td> <td>GRAVEL</td> <td>TPC</td> <td>TOP OF PROTECTIVE CASING</td> </tr> <tr> <td></td> <td>SURFACE SEAL</td> <td>TR</td> <td>TOP OF WELL RISER</td> </tr> <tr> <td></td> <td>GROUT</td> <td>GS</td> <td>GROUND SURFACE</td> </tr> <tr> <td></td> <td>SEAL</td> <td>TBS</td> <td>TOP BENTONITE SEAL</td> </tr> <tr> <td></td> <td>SANDPACK</td> <td>TSP</td> <td>TOP OF SANDPACK</td> </tr> <tr> <td></td> <td>SAND</td> <td>TSC</td> <td>TOP OF SCREEN</td> </tr> <tr> <td></td> <td>SILT</td> <td>BSC</td> <td>BOTTOM OF SCREEN</td> </tr> <tr> <td></td> <td>CLAY</td> <td>TD</td> <td>TOTAL DEPTH</td> </tr> <tr> <td></td> <td>NO RECOVERY</td> <td>POW</td> <td>POINT OF WELL</td> </tr> </table>		GRAVEL	TPC	TOP OF PROTECTIVE CASING		SURFACE SEAL	TR	TOP OF WELL RISER		GROUT	GS	GROUND SURFACE		SEAL	TBS	TOP BENTONITE SEAL		SANDPACK	TSP	TOP OF SANDPACK		SAND	TSC	TOP OF SCREEN		SILT	BSC	BOTTOM OF SCREEN		CLAY	TD	TOTAL DEPTH		NO RECOVERY	POW	POINT OF WELL
	GRAVEL	TPC	TOP OF PROTECTIVE CASING																																						
	SURFACE SEAL	TR	TOP OF WELL RISER																																						
	GROUT	GS	GROUND SURFACE																																						
	SEAL	TBS	TOP BENTONITE SEAL																																						
	SANDPACK	TSP	TOP OF SANDPACK																																						
	SAND	TSC	TOP OF SCREEN																																						
	SILT	BSC	BOTTOM OF SCREEN																																						
	CLAY	TD	TOTAL DEPTH																																						
	NO RECOVERY	POW	POINT OF WELL																																						



COMPLETION REPORT OF WELL No. MW26-3

PROJECT: SEAD-25 & SEAD-26 RI/FS	GROUND SURFACE ELEVATION: 751.5
PROJECT LOCATION: Seneca Army Depot Activity, Romulus, NY 14541	DATUM: NGVD 88
WELL LOCATION (N/E): 992216.8 751115.5	GEOLOGIST: E. Schacht
DRILLING CONTRACTOR: Empire Soils Investigation, Inc.	CHECKED BY: F. O'Loughlin
DRILLING METHOD: Hollow Stem Auger	CONSULTANT:
WELL INSTALLATION STARTED: 11/18/93	
WELL INSTALLATION COMPLETED: 11/18/93	



	GRAVEL	TPC	TOP OF PROTECTIVE CASING
	SURFACE SEAL	TR	TOP OF WELL RISER
	GRAOUT	GS	GROUND SURFACE
	SEAL	TBS	TOP BENTONITE SEAL
	SANDPACK	TSP	TOP OF SANDPACK
	SILT	TSC	TOP OF SCREEN
	CLAY	BSC	BOTTOM OF SCREEN
	NO RECOVERY	TD	TOTAL DEPTH
		POW	POINT OF WELL

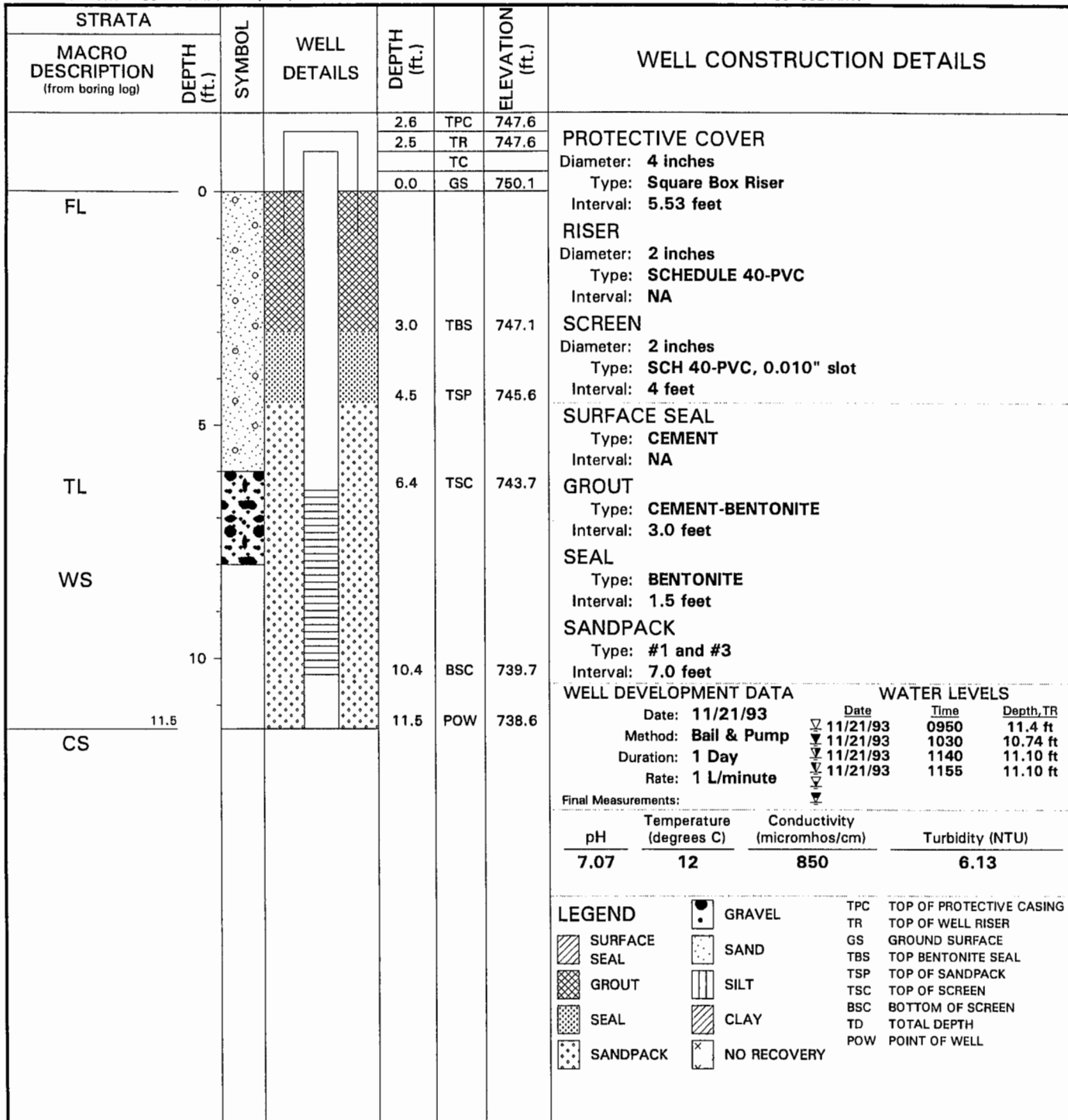


ENGINEERING-SCIENCE, INC. Seneca Army Depot
Romulus, New York

COMPLETION REPORT OF WELL No. MW26-3

COMPLETION REPORT OF WELL No. MW26-4

PROJECT: SEAD-25 & SEAD-26 RI/FS	GROUND SURFACE ELEVATION: 750.1
PROJECT LOCATION: Seneca Army Depot Activity, Romulus, NY 14541	DATUM: NGVD 88
WELL LOCATION (N/E): 991690.8 751126.3	GEOLOGIST: E. Schacht
DRILLING CONTRACTOR: Empire Soils Investigation, Inc.	CHECKED BY: F. O'Loughlin
DRILLING METHOD: Hollow Stem Auger	CONSULTANT:
WELL INSTALLATION STARTED: 11/19/93	
WELL INSTALLATION COMPLETED: 11/19/93	

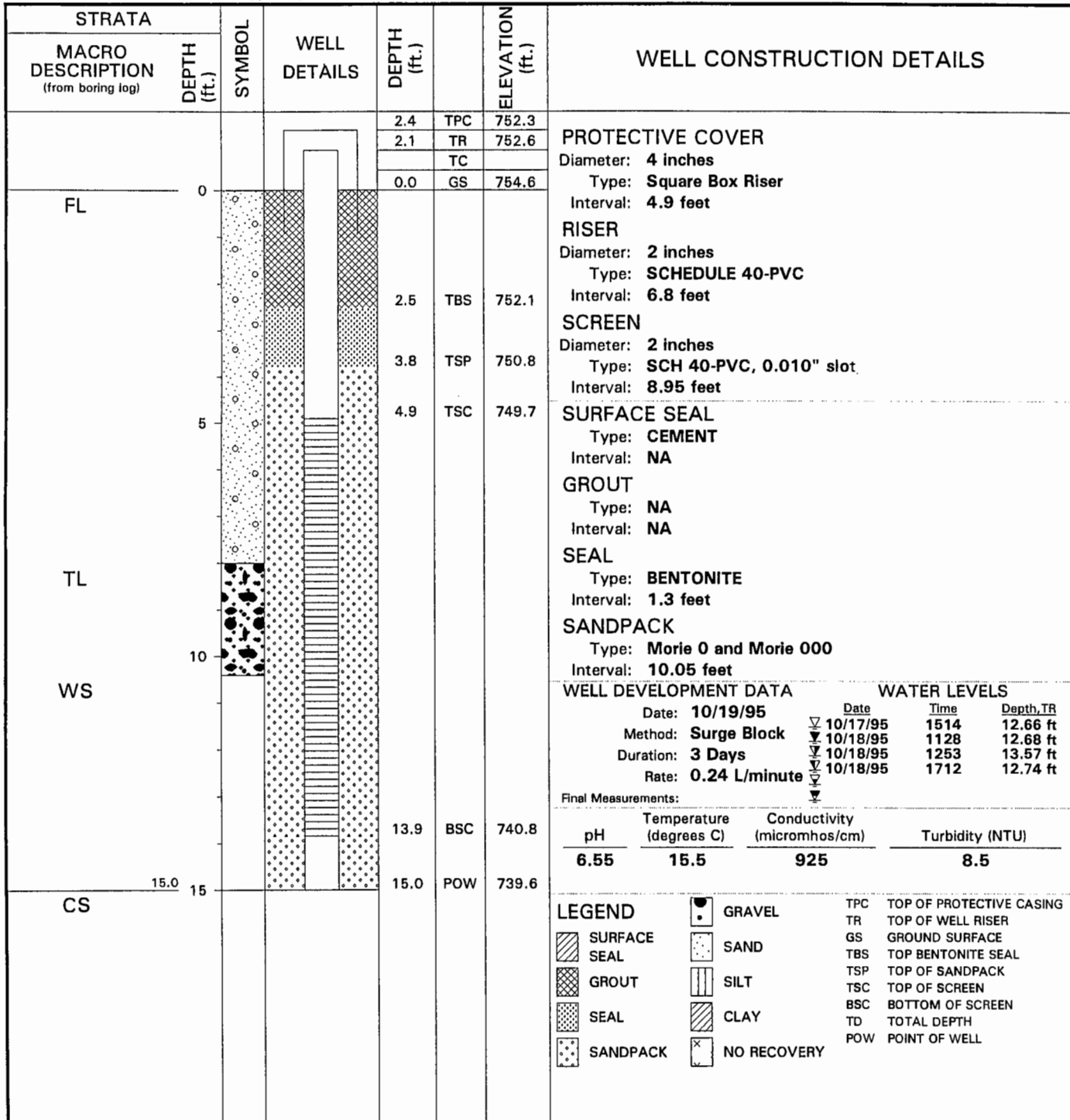


Seneca Army Depot
Romulus, New York

COMPLETION REPORT OF WELL No. MW26-4

COMPLETION REPORT OF WELL No. MW26-5

PROJECT: SEAD-25 & SEAD-26 RI/FS PROJECT LOCATION: Seneca Army Depot Activity, Romulus, NY 14541 WELL LOCATION (N/E): 992271.2 751169.2 DRILLING CONTRACTOR: Empire Soils Investigation, Inc. DRILLING METHOD: Hollow Stem Auger WELL INSTALLATION STARTED: 09/24/95 WELL INSTALLATION COMPLETED: 09/24/95	GROUND SURFACE ELEVATION: 754.6 DATUM: NGVD 88 GEOLOGIST: F. O'Loughlin CHECKED BY: P.Feschbach-Meriney CONSULTANT:
---	---



	GRAVEL	TPC	TOP OF PROTECTIVE CASING
	SURFACE SEAL	TR	TOP OF WELL RISER
	GROUT	GS	GROUND SURFACE
	SEAL	TBS	TOP BENTONITE SEAL
	SANDPACK	TSP	TOP OF SANDPACK
	SAND	TSC	TOP OF SCREEN
	SILT	BSC	BOTTOM OF SCREEN
	CLAY	TD	TOTAL DEPTH
	NO RECOVERY	POW	POINT OF WELL

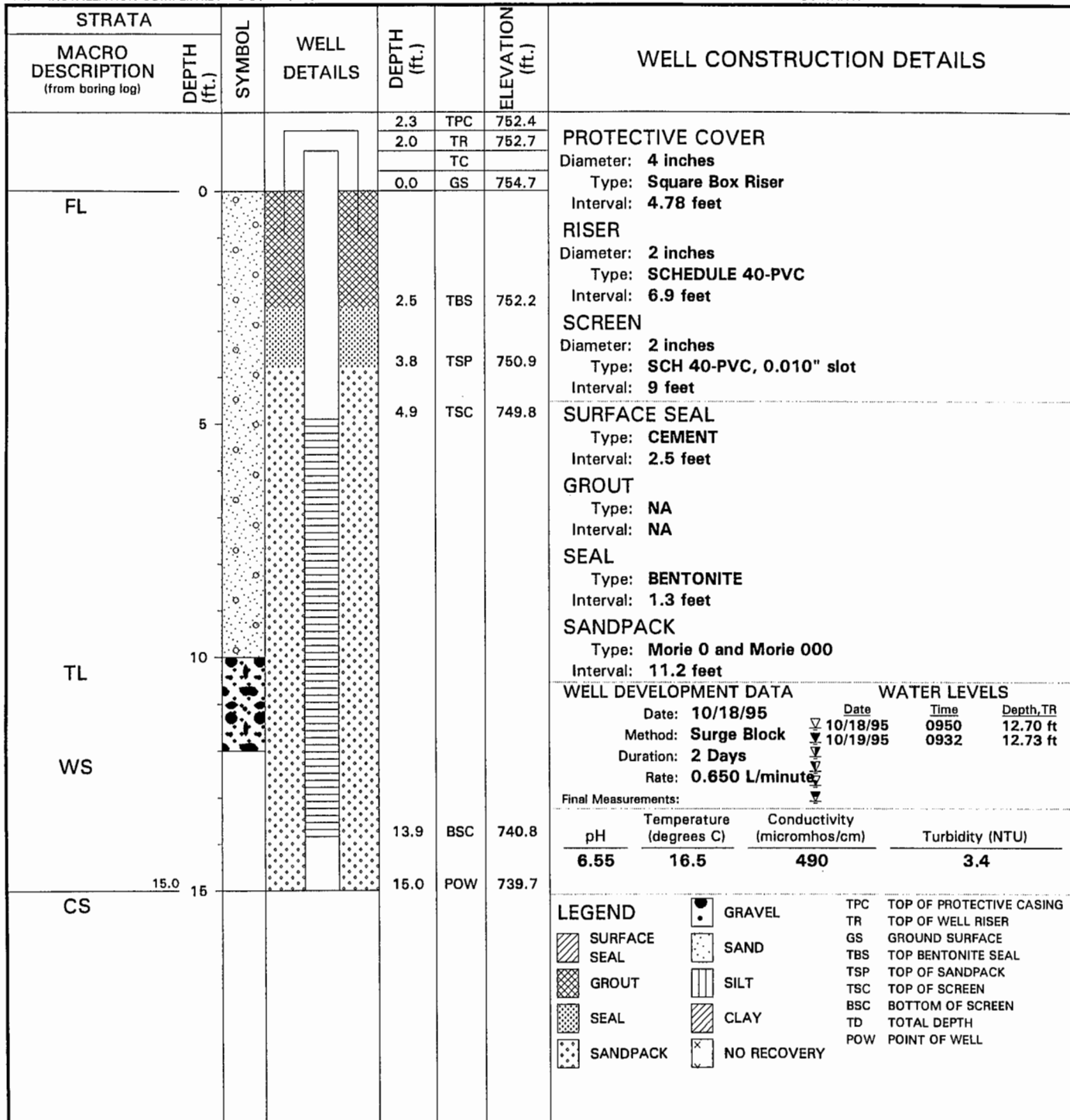


ENGINEERING-SCIENCE, INC. Seneca Army Depot
Romulus, New York

COMPLETION REPORT OF WELL No. MW26-5

COMPLETION REPORT OF WELL No. MW26-6

PROJECT: SEAD-25 & SEAD-26 RI/FS	GROUND SURFACE ELEVATION: 754.7
PROJECT LOCATION: Seneca Army Depot Activity, Romulus, NY 14541	DATUM: NGVD 88
WELL LOCATION (N/E): 992233.8 751252.0	GEOLOGIST: F. O'Loughlin
DRILLING CONTRACTOR: Empire Soils Investigation, Inc.	CHECKED BY: P.Feschbach-Meriney
DRILLING METHOD: Hollow Stem Auger	CONSULTANT:
WELL INSTALLATION STARTED: 09/23/95	
WELL INSTALLATION COMPLETED: 09/23/95	



LEGEND SURFACE SEAL GROUT SEAL SANDPACK	GRAVEL SAND SILT CLAY NO RECOVERY	TPC TOP OF PROTECTIVE CASING TR TOP OF WELL RISER GS GROUND SURFACE TBS TOP BENTONITE SEAL TSP TOP OF SANDPACK TSC TOP OF SCREEN BSC BOTTOM OF SCREEN TD TOTAL DEPTH POW POINT OF WELL
--	---	--



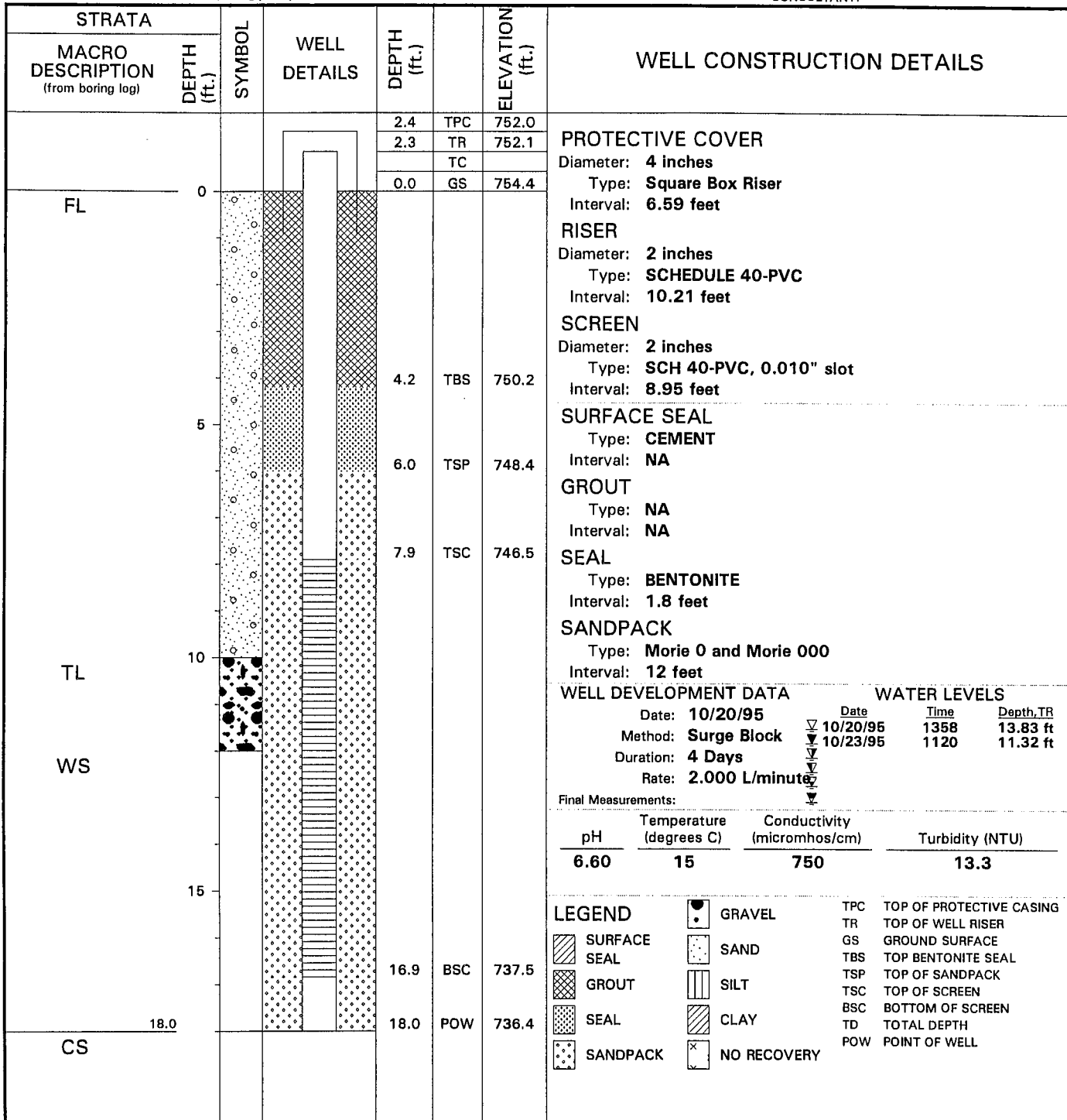
ENGINEERING-SCIENCE, INC.

Seneca Army Depot
Romulus, New York

COMPLETION REPORT OF WELL No. MW26-6

COMPLETION REPORT OF WELL No. MW26-7

PROJECT: SEAD-25 & SEAD-26 RI/FS	GROUND SURFACE ELEVATION: 754.4
PROJECT LOCATION: Seneca Army Depot Activity, Romulus, NY 14541	DATUM: NGVD 88
WELL LOCATION (N/E): 992178.9 751194.1	GEOLOGIST: F. O'Loughlin
DRILLING CONTRACTOR: Empire Soils Investigation, Inc.	CHECKED BY: P.Feschbach-Meriney
DRILLING METHOD: Hollow Stem Auger	CONSULTANT:
WELL INSTALLATION STARTED: 09/23/95	
WELL INSTALLATION COMPLETED: 09/23/95	



COMPLETION REPORT OF WELL No. MW26-8

PROJECT: SEAD-25 & SEAD-26 RI/FS	GROUND SURFACE ELEVATION: 750.5
PROJECT LOCATION: Seneca Army Depot Activity, Romulus, NY 14541	DATUM: NGVD 88
WELL LOCATION (N/E): 991754.6 751203.8	GEOLOGIST: F. O'Loughlin
DRILLING CONTRACTOR: Empire Soils Investigation, Inc.	CHECKED BY: P.Feschbach-Meriney
DRILLING METHOD: Hollow Stem Auger	CONSULTANT:
WELL INSTALLATION STARTED: 09/21/95	
WELL INSTALLATION COMPLETED: 09/21/95	

STRATA	SYMBOL	WELL DETAILS	DEPTH (ft.)	ELEVATION (ft.)	WELL CONSTRUCTION DETAILS																																																						
			2.1	TPC	748.4	PROTECTIVE COVER Diameter: 4 inches Type: Square Box Riser Interval: 5.13 feet																																																					
			1.9	TR	748.7																																																						
				TC																																																							
			0.0	GS	750.5																																																						
FL	0					RISER Diameter: 2 inches Type: SCHEDULE 40-PVC Interval: 8.17 feet																																																					
			3.0	TBS	747.5	SCREEN Diameter: 2 inches Type: SCH 40-PVC, 0.010" slot Interval: 4 feet																																																					
			4.7	TSP	745.8	SURFACE SEAL Type: CEMENT Interval: NA																																																					
TL	5		6.3	TSC	744.2	GROUT Type: NA Interval: NA																																																					
WS						SEAL Type: BENTONITE Interval: 1.7 feet																																																					
			10.3	BSC	740.2	SANDPACK Type: Morie 0 and Morie 000 Interval: 6.8 feet																																																					
CS	11.5		11.5	POW	739.0	WELL DEVELOPMENT DATA Date: 10/16/95 Method: Surge Block Duration: 2 Days Rate: 0.160 L/minute																																																					
					WATER LEVELS <table border="1" style="font-size: small;"> <thead> <tr> <th>Date</th> <th>Time</th> <th>Depth, TR</th> </tr> </thead> <tbody> <tr> <td>10/16/95</td> <td>1120</td> <td>10.50 ft</td> </tr> <tr> <td>10/16/95</td> <td>1650</td> <td>10.83 ft</td> </tr> <tr> <td>10/17/95</td> <td>0755</td> <td>10.60 ft</td> </tr> <tr> <td>10/17/95</td> <td>1133</td> <td>10.73 ft</td> </tr> </tbody> </table>		Date	Time	Depth, TR	10/16/95	1120	10.50 ft	10/16/95	1650	10.83 ft	10/17/95	0755	10.60 ft	10/17/95	1133	10.73 ft																																						
Date	Time	Depth, TR																																																									
10/16/95	1120	10.50 ft																																																									
10/16/95	1650	10.83 ft																																																									
10/17/95	0755	10.60 ft																																																									
10/17/95	1133	10.73 ft																																																									
					Final Measurements: <table border="1" style="font-size: small;"> <thead> <tr> <th>pH</th> <th>Temperature (degrees C)</th> <th>Conductivity (micromhos/cm)</th> <th>Turbidity (NTU)</th> </tr> </thead> <tbody> <tr> <td>6.71</td> <td>15.0</td> <td>700</td> <td>17.1</td> </tr> </tbody> </table>		pH	Temperature (degrees C)	Conductivity (micromhos/cm)	Turbidity (NTU)	6.71	15.0	700	17.1																																													
pH	Temperature (degrees C)	Conductivity (micromhos/cm)	Turbidity (NTU)																																																								
6.71	15.0	700	17.1																																																								
LEGEND <table border="0" style="font-size: x-small;"> <tr> <td></td> <td>SURFACE SEAL</td> <td></td> <td>GRAVEL</td> <td>TPC</td> <td>TOP OF PROTECTIVE CASING</td> </tr> <tr> <td></td> <td>GROUT</td> <td></td> <td>SAND</td> <td>TR</td> <td>TOP OF WELL RISER</td> </tr> <tr> <td></td> <td>SEAL</td> <td></td> <td>SILT</td> <td>GS</td> <td>GROUND SURFACE</td> </tr> <tr> <td></td> <td>SANDPACK</td> <td></td> <td>CLAY</td> <td>TBS</td> <td>TOP BENTONITE SEAL</td> </tr> <tr> <td></td> <td></td> <td></td> <td>NO RECOVERY</td> <td>TSP</td> <td>TOP OF SANDPACK</td> </tr> <tr> <td></td> <td></td> <td></td> <td></td> <td>TSC</td> <td>TOP OF SCREEN</td> </tr> <tr> <td></td> <td></td> <td></td> <td></td> <td>BSC</td> <td>BOTTOM OF SCREEN</td> </tr> <tr> <td></td> <td></td> <td></td> <td></td> <td>TD</td> <td>TOTAL DEPTH</td> </tr> <tr> <td></td> <td></td> <td></td> <td></td> <td>POW</td> <td>POINT OF WELL</td> </tr> </table>							SURFACE SEAL		GRAVEL	TPC	TOP OF PROTECTIVE CASING		GROUT		SAND	TR	TOP OF WELL RISER		SEAL		SILT	GS	GROUND SURFACE		SANDPACK		CLAY	TBS	TOP BENTONITE SEAL				NO RECOVERY	TSP	TOP OF SANDPACK					TSC	TOP OF SCREEN					BSC	BOTTOM OF SCREEN					TD	TOTAL DEPTH					POW	POINT OF WELL
	SURFACE SEAL		GRAVEL	TPC	TOP OF PROTECTIVE CASING																																																						
	GROUT		SAND	TR	TOP OF WELL RISER																																																						
	SEAL		SILT	GS	GROUND SURFACE																																																						
	SANDPACK		CLAY	TBS	TOP BENTONITE SEAL																																																						
			NO RECOVERY	TSP	TOP OF SANDPACK																																																						
				TSC	TOP OF SCREEN																																																						
				BSC	BOTTOM OF SCREEN																																																						
				TD	TOTAL DEPTH																																																						
				POW	POINT OF WELL																																																						



ENGINEERING-SCIENCE, INC.

Seneca Army Depot
Romulus, New York

COMPLETION REPORT OF WELL No. MW26-8

COMPLETION REPORT OF WELL No. MW26-9

PROJECT: SEAD-25 & SEAD-26 RI/FS	GROUND SURFACE ELEVATION: 750.9
PROJECT LOCATION: Seneca Army Depot Activity, Romulus, NY 14541	DATUM: NGVD 88
WELL LOCATION (N/E): 991722.5 751224.7	GEOLOGIST: F. O'Loughlin
DRILLING CONTRACTOR: Empire Soils Investigation, Inc.	CHECKED BY: P.Feschbach-Meriney
DRILLING METHOD: Hollow Stem Auger	CONSULTANT:
WELL INSTALLATION STARTED: 09/25/95	
WELL INSTALLATION COMPLETED: 09/25/95	

STRATA	SYMBOL	WELL DETAILS	DEPTH (ft.)	ELEVATION (ft.)	WELL CONSTRUCTION DETAILS																											
MACRO DESCRIPTION (from boring log)	DEPTH (ft.)																															
			2.2	TPC	748.6																											
			2.1	TR	748.8																											
			0.0	GS	750.9																											
FL	0				PROTECTIVE COVER Diameter: 4 inches Type: Square Box Riser Interval: 5.25 feet																											
					RISER Diameter: 2 inches Type: SCHEDULE 40-PVC Interval: 9.14 feet																											
			3.0	TBS	747.9																											
					SCREEN Diameter: 2 inches Type: SCH 40-PVC, 0.010" slot Interval: 4 feet																											
	5		5.0	TSP	745.9																											
					SURFACE SEAL Type: CEMENT Interval: NA																											
TL			7.1	TSC	743.8																											
					GROUT Type: NA Interval: NA																											
WS					SEAL Type: BENTONITE Interval: 2.0 feet																											
	10				SANDPACK Type: Morie 0 and Morie 000 Interval: 7.2 feet																											
			11.1	BSC	739.8																											
					WELL DEVELOPMENT DATA																											
			12.2	POW	738.7																											
CS	12.2				WATER LEVELS <table border="1" style="font-size: small; width: 100%;"> <thead> <tr> <th>Date</th> <th>Time</th> <th>Depth, TR</th> </tr> </thead> <tbody> <tr> <td>10/16/95</td> <td>1338</td> <td>10.63 ft</td> </tr> <tr> <td>10/16/95</td> <td>1552</td> <td>10.98 ft</td> </tr> </tbody> </table>	Date	Time	Depth, TR	10/16/95	1338	10.63 ft	10/16/95	1552	10.98 ft																		
Date	Time	Depth, TR																														
10/16/95	1338	10.63 ft																														
10/16/95	1552	10.98 ft																														
					Final Measurements: <table border="1" style="font-size: small; width: 100%;"> <thead> <tr> <th>pH</th> <th>Temperature (degrees C)</th> <th>Conductivity (micromhos/cm)</th> <th>Turbidity (NTU)</th> </tr> </thead> <tbody> <tr> <td>6.90</td> <td>13.75</td> <td>625</td> <td>8.38</td> </tr> </tbody> </table>	pH	Temperature (degrees C)	Conductivity (micromhos/cm)	Turbidity (NTU)	6.90	13.75	625	8.38																			
pH	Temperature (degrees C)	Conductivity (micromhos/cm)	Turbidity (NTU)																													
6.90	13.75	625	8.38																													
LEGEND <table border="0" style="width: 100%; font-size: x-small;"> <tr> <td> GRAVEL</td> <td>TPC</td> <td>TOP OF PROTECTIVE CASING</td> </tr> <tr> <td> SURFACE SEAL</td> <td>TR</td> <td>TOP OF WELL RISER</td> </tr> <tr> <td> GROUT</td> <td>GS</td> <td>GROUND SURFACE</td> </tr> <tr> <td> SEAL</td> <td>TBS</td> <td>TOP BENTONITE SEAL</td> </tr> <tr> <td> SANDPACK</td> <td>TSP</td> <td>TOP OF SANDPACK</td> </tr> <tr> <td> CLAY</td> <td>TSC</td> <td>TOP OF SCREEN</td> </tr> <tr> <td> NO RECOVERY</td> <td>BSC</td> <td>BOTTOM OF SCREEN</td> </tr> <tr> <td></td> <td>TD</td> <td>TOTAL DEPTH</td> </tr> <tr> <td></td> <td>POW</td> <td>POINT OF WELL</td> </tr> </table>						GRAVEL	TPC	TOP OF PROTECTIVE CASING	SURFACE SEAL	TR	TOP OF WELL RISER	GROUT	GS	GROUND SURFACE	SEAL	TBS	TOP BENTONITE SEAL	SANDPACK	TSP	TOP OF SANDPACK	CLAY	TSC	TOP OF SCREEN	NO RECOVERY	BSC	BOTTOM OF SCREEN		TD	TOTAL DEPTH		POW	POINT OF WELL
GRAVEL	TPC	TOP OF PROTECTIVE CASING																														
SURFACE SEAL	TR	TOP OF WELL RISER																														
GROUT	GS	GROUND SURFACE																														
SEAL	TBS	TOP BENTONITE SEAL																														
SANDPACK	TSP	TOP OF SANDPACK																														
CLAY	TSC	TOP OF SCREEN																														
NO RECOVERY	BSC	BOTTOM OF SCREEN																														
	TD	TOTAL DEPTH																														
	POW	POINT OF WELL																														



COMPLETION REPORT OF WELL No. MW26-10

PROJECT: SEAD-25 & SEAD-26 RI/FS	GROUND SURFACE ELEVATION: 751.5
PROJECT LOCATION: Seneca Army Depot Activity, Romulus, NY 14541	DATUM: NGVD 88
WELL LOCATION (N/E): 991652.5 751206.3	GEOLOGIST: F. O'Loughlin
DRILLING CONTRACTOR: Empire Soils Investigation, Inc.	CHECKED BY: P.Feschbach-Meriney
DRILLING METHOD: Hollow Stem Auger	CONSULTANT:
WELL INSTALLATION STARTED: 09/20/95	
WELL INSTALLATION COMPLETED: 09/20/95	

STRATA	SYMBOL	WELL DETAILS	DEPTH (ft.)	ELEVATION (ft.)	WELL CONSTRUCTION DETAILS																													
MACRO DESCRIPTION (from boring log)	DEPTH (ft.)																																	
			2.0	TPC	749.5	PROTECTIVE COVER Diameter: 4 inches Type: Square Box Riser Interval: 3.95 feet																												
			1.8	TR	749.7																													
				TC																														
			0.0	GS	751.5																													
FL	0					RISER Diameter: 2 inches Type: SCHEDULE 40-PVC Interval: 6.10 feet																												
			2.0	TBS	749.5	SCREEN Diameter: 2 inches Type: SCH 40-PVC, 0.010" slot Interval: 6.9 feet																												
			3.2	TSP	748.3																													
			4.3	TSC	747.2																													
	5					SURFACE SEAL Type: CEMENT Interval: NA																												
						GROUT Type: NA Interval: NA																												
TL						SEAL Type: BENTONITE Interval: 1.2 feet																												
WS						SANDPACK Type: Morie 0 and Morie 000 Interval: 8.3 feet																												
	10					WELL DEVELOPMENT DATA <table border="1" style="width: 100%; border-collapse: collapse; margin-top: 5px;"> <thead> <tr> <th colspan="2"></th> <th colspan="3" style="text-align: center;">WATER LEVELS</th> </tr> <tr> <th>Date</th> <th>Method</th> <th>Date</th> <th>Time</th> <th>Depth, TR</th> </tr> </thead> <tbody> <tr> <td>10/16/95</td> <td rowspan="2">Surge Block</td> <td>10/16/95</td> <td>1504</td> <td>9.83 ft</td> </tr> <tr> <td>10/23/95</td> <td>0830</td> <td>8.12 ft</td> </tr> <tr> <td colspan="2">Duration: 9 Days</td> <td colspan="3"></td> </tr> <tr> <td colspan="2">Rate: 0.100 L/minute</td> <td colspan="3"></td> </tr> </tbody> </table>			WATER LEVELS			Date	Method	Date	Time	Depth, TR	10/16/95	Surge Block	10/16/95	1504	9.83 ft	10/23/95	0830	8.12 ft	Duration: 9 Days					Rate: 0.100 L/minute				
		WATER LEVELS																																
Date	Method	Date	Time	Depth, TR																														
10/16/95	Surge Block	10/16/95	1504	9.83 ft																														
10/23/95		0830	8.12 ft																															
Duration: 9 Days																																		
Rate: 0.100 L/minute																																		
	12.0		11.2	BSC	740.3																													
CS			12.0	POW	739.5																													

LEGEND	GRAVEL SURFACE SEAL GROUT SEAL SANDPACK	SAND SILT CLAY NO RECOVERY	TPC TOP OF PROTECTIVE CASING TR TOP OF WELL RISER GS GROUND SURFACE TBS TOP BENTONITE SEAL TSP TOP OF SANDPACK TSC TOP OF SCREEN BSC BOTTOM OF SCREEN TD TOTAL DEPTH POW POINT OF WELL
---------------	---	-------------------------------------	--



Seneca Army Depot
Romulus, New York

COMPLETION REPORT OF WELL No. MW26-10

COMPLETION REPORT OF WELL No. MW26-11

PROJECT: SEAD-25 & SEAD-26 RI/FS	GROUND SURFACE ELEVATION: 754.9
PROJECT LOCATION: Seneca Army Depot Activity, Romulus, NY 14541	DATUM: NGVD 88
WELL LOCATION (N/E): 992690.3 751235.7	GEOLOGIST: F. O'Loughlin
DRILLING CONTRACTOR: Empire Soils Investigation, Inc.	CHECKED BY: P.Feschbach-Meriney
DRILLING METHOD: Hollow Stem Auger	CONSULTANT:
WELL INSTALLATION STARTED: 10/19/95	
WELL INSTALLATION COMPLETED: 10/19/95	

STRATA		SYMBOL	WELL DETAILS	DEPTH (ft.)	ELEVATION (ft.)	WELL CONSTRUCTION DETAILS
MACRO DESCRIPTION (from boring log)	DEPTH (ft.)					
				1.5	TPC	753.5
				1.4	TR	753.6
				0.0	GS	754.9
FL	0			1.9	TBS	753.0
				3.7	TSP	751.2
				4.7	TSC	750.2
	5					
				14.2	BSC	740.7
TL				15.0	POW	739.9
WS						
	15					
CS						

PROTECTIVE COVER
 Diameter: **4 inches**
 Type: **Square Box Riser**
 Interval: **3.37 feet**

RISER
 Diameter: **2 inches**
 Type: **SCHEDULE 40-PVC**
 Interval: **6.08 feet**

SCREEN
 Diameter: **2 inches**
 Type: **SCH 40-PVC, 0.010" slot**
 Interval: **9.5 feet**

SURFACE SEAL
 Type: **CEMENT**
 Interval: **NA**

GROUT
 Type: **NA**
 Interval: **NA**

SEAL
 Type: **BENTONITE**
 Interval: **1.8 feet**

SANDPACK
 Type: **Morie 0 and Morie 000**
 Interval: **11.3 feet**

WELL DEVELOPMENT DATA

Date: **10/22/95**
 Method: **Surge Block**
 Duration: **1 Day**
 Rate: **0.300 L/minute**

Final Measurements:

pH	Temperature (degrees C)	Conductivity (micromhos/cm)	Turbidity (NTU)
7.20	16.1	780	8.25

LEGEND

SURFACE SEAL	SAND	GRAVEL
GROUT	SILT	TOP OF PROTECTIVE CASING
SEAL	CLAY	TOP OF WELL RISER
SANDPACK	NO RECOVERY	GROUND SURFACE

TPC	TOP OF PROTECTIVE CASING
TR	TOP OF WELL RISER
GS	GROUND SURFACE
TBS	TOP BENTONITE SEAL
TSP	TOP OF SANDPACK
TSC	TOP OF SCREEN
BSC	BOTTOM OF SCREEN
TD	TOTAL DEPTH
POW	POINT OF WELL




ENGINEERING-SCIENCE, INC.

Seneca Army Depot
Romulus, New York

COMPLETION REPORT OF WELL No. MW26-11

Slug Test Data



SEAD-25

C

C

MW25-1
 Hand-run Slug test with Stopwatch and Electronic
 Water Level Meter
 12/04/95 3:01pm

VARIABLE	UNITS
Elapsed Time	Minutes
INPUT 1	Drawdown from Static, feet

Elapsed Time	INPUT 1
-----	-----
0.12	0.96
0.3	0.61
0.37	0.51
0.42	0.46
0.5	0.42
0.53	0.36
0.6	0.33
0.63	0.31
0.67	0.29
0.73	0.26
0.8	0.24
0.87	0.22
0.95	0.2
1	0.19
1.03	0.18
1.1	0.17
1.15	0.16
1.25	0.15
1.3	0.14
1.57	0.12
1.85	0.1
2.3	0.08
2.55	0.07
3.32	0.06
8.48	0.04
10	0.04



MW25-2
SE1000C
Environmental Logger
12/01 18:28

Unit# 00001 Test 7

Reference 0.000
Linearity 0.010
Scale factor 9.940
Offset -0.020
Delay mSEC 50.000

VARIABLE UNITS
Elapsed Time Minutes
INPUT 1 Drawdown from Static, feet

Step 0 12/01 13:43:30

Elapsed Time	INPUT 1	Elapsed Time	INPUT 1	Elapsed Time	INPUT 1	Elapsed Time	INPUT 1
0	5.188	0.1866	1.322	0.5333	1.319	6.6	1.234
0.0033	3.883	0.19	1.319	0.55	1.319	6.8	1.231
0.0066	-1.32	0.1933	1.326	0.5666	1.316	7	1.234
0.01	1.873	0.1966	1.319	0.5833	1.319	7.2	1.231
0.0133	2.125	0.2	1.322	0.6	1.313	7.4	1.225
0.0166	0.432	0.2033	1.326	0.6166	1.313	7.6	1.225
0.02	1.848	0.2066	1.319	0.6333	1.316	7.8	1.222
0.0233	1.392	0.21	1.329	0.65	1.316	8	1.222
0.0266	1.071	0.2133	1.335	0.6666	1.313	8.2	1.219
0.03	1.621	0.2166	1.335	0.6833	1.31	8.4	1.219
0.0333	1.247	0.22	1.329	0.7	1.31	8.6	1.215
0.0366	1.316	0.2233	1.329	0.7166	1.31	8.8	1.212
0.04	1.445	0.2266	1.329	0.7333	1.31	9	1.212
0.0433	1.275	0.23	1.332	0.75	1.31	9.2	1.209
0.0466	1.37	0.2333	1.326	0.7666	1.31	9.4	1.206
0.05	1.37	0.2366	1.329	0.7833	1.31	9.6	1.209
0.0533	1.319	0.24	1.329	0.8	1.31	9.8	1.206
0.0566	1.366	0.2433	1.329	0.8166	1.31	10	1.206
0.06	1.348	0.2466	1.329	0.8333	1.307	11	1.197
0.0633	1.341	0.25	1.329	0.85	1.31	12	1.184
0.0666	1.357	0.2533	1.329	0.8666	1.307	13	1.178
0.07	1.341	0.2566	1.319	0.8833	1.307	14	1.165
0.0733	1.341	0.26	1.322	0.9	1.307	15	1.156
0.0766	1.348	0.2633	1.329	0.9166	1.307	16	1.146
0.08	1.335	0.2666	1.322	0.9333	1.307	17	1.137
0.0833	1.344	0.27	1.322	0.95	1.307	18	1.127
0.0866	1.341	0.2733	1.322	0.9666	1.307	19	1.118
0.09	1.335	0.2766	1.326	0.9833	1.307	20	1.112
0.0933	1.341	0.28	1.326	1	1.307	21	1.102
0.0966	1.338	0.2833	1.322	1.2	1.304	22	1.096
0.1	1.335	0.2866	1.326	1.4	1.3	23	1.087
0.1033	1.335	0.29	1.326	1.6	1.294	24	1.077
0.1066	1.335	0.2933	1.322	1.8	1.291	25	1.068
0.11	1.332	0.2966	1.322	2	1.291	26	1.061
0.1133	1.332	0.3	1.319	2.2	1.291	27	1.055
0.1166	1.332	0.3033	1.322	2.4	1.285	28	1.046
0.12	1.332	0.3066	1.322	2.6	1.282	29	1.039
0.1233	1.332	0.31	1.322	2.8	1.278	30	1.03
0.1266	1.332	0.3133	1.322	3	1.275	31	1.024
0.13	1.329	0.3166	1.322	3.2	1.275	32	1.014
0.1333	1.329	0.32	1.326	3.4	1.275	33	1.008
0.1366	1.326	0.3233	1.319	3.6	1.269	34	1.002
0.14	1.329	0.3266	1.322	3.8	1.266	35	0.995
0.1433	1.332	0.33	1.326	4	1.263	36	0.986
0.1466	1.329	0.3333	1.322	4.2	1.26	37	0.98
0.15	1.332	0.35	1.319	4.4	1.26	38	0.973
0.1533	1.332	0.3666	1.319	4.6	1.26	39	0.964
0.1566	1.329	0.3833	1.319	4.8	1.253	40	0.957
0.16	1.329	0.4	1.319	5	1.253	41	0.951
0.1633	1.332	0.4166	1.316	5.2	1.253	42	0.945
0.1666	1.329	0.4333	1.319	5.4	1.25	43	0.939
0.17	1.326	0.45	1.319	5.6	1.247	44	0.929
0.1733	1.329	0.4666	1.319	5.8	1.244	45	0.923
0.1766	1.326	0.4833	1.316	6	1.241	46	0.917
0.18	1.322	0.5	1.319	6.2	1.241	47	0.91
0.1833	1.326	0.5166	1.322	6.4	1.241	48	0.904

MW25-2
SE1000C
Environmental Logger
12/01 18:28

Unit# 00001 Test 7

Reference	0.000	VARIABLE	UNITS
Linearity	0.010	Elapsed Time	Minutes
Scale factor	9.940	INPUT 1	Drawdown from Static, feet
Offset	-0.020		
Delay mSEC	50.000		

Step 0 12/01 13:43:30

Elapsed Time	INPUT 1	Elapsed Time	INPUT 1	Elapsed Time	INPUT 1
49	0.898	105	0.624	161	0.46
50	0.891	106	0.621	162	0.457
51	0.885	107	0.618	163	0.457
52	0.882	108	0.611	164	0.451
53	0.873	109	0.605	165	0.451
54	0.866	110	0.602	166	0.445
55	0.86	111	0.602	167	0.448
56	0.857	112	0.599	168	0.445
57	0.851	113	0.593	169	0.438
58	0.844	114	0.589	170	0.442
59	0.838	115	0.589	171	0.435
60	0.832	116	0.586	172	0.432
61	0.829	117	0.583	173	0.432
62	0.822	118	0.58	174	0.432
63	0.816	119	0.577	175	0.429
64	0.81	120	0.574	176	0.423
65	0.803	121	0.567	177	0.423
66	0.8	122	0.564	178	0.42
67	0.794	123	0.561	179	0.416
68	0.788	124	0.561	180	0.42
69	0.784	125	0.555		
70	0.778	126	0.552		
71	0.775	127	0.555		
72	0.769	128	0.558		
73	0.762	129	0.542		
74	0.759	130	0.549		
75	0.753	131	0.545		
76	0.747	132	0.533		
77	0.744	133	0.542		
78	0.744	134	0.533		
79	0.731	135	0.527		
80	0.728	136	0.533		
81	0.725	137	0.523		
82	0.725	138	0.517		
83	0.725	139	0.52		
84	0.718	140	0.511		
85	0.715	141	0.508		
86	0.712	142	0.508		
87	0.7	143	0.508		
88	0.696	144	0.501		
89	0.696	145	0.498		
90	0.687	146	0.495		
91	0.684	147	0.492		
92	0.677	148	0.489		
93	0.674	149	0.489		
94	0.668	150	0.486		
95	0.665	151	0.482		
96	0.665	152	0.486		
97	0.659	153	0.476		
98	0.652	154	0.479		
99	0.652	155	0.479		
100	0.646	156	0.47		
101	0.643	157	0.47		
102	0.643	158	0.467		
103	0.64	159	0.47		
104	0.627	160	0.457		

MW25-3
SE1000C
Environmental Logger
12/03 11:02

Unit# 00001 Test 13

Reference 0.000
Linearity 0.000
Scale factor 9.910
Offset -0.140
Delay mSEC 50.000

VARIABLE UNITS
Elapsed Time Minutes
INPUT 1 Drawdown from Static, feet

Step 0 12/03 07:15:38

Elapsed Time	INPUT 1	Elapsed Time	INPUT 1	Elapsed Time	INPUT 1	Elapsed Time	INPUT 1	Elapsed Time	INPUT 1
0	3.476	0.1866	2.605	0.5333	2.533	6.6	1.915	49	0.579
0.0033	7.179	0.19	2.605	0.55	2.529	6.8	1.902	50	0.567
0.0066	0.36	0.1933	2.605	0.5666	2.526	7	1.89	51	0.554
0.01	3.392	0.1966	2.602	0.5833	2.526	7.2	1.881	52	0.539
0.0133	2.68	0.2	2.598	0.6	2.523	7.4	1.868	53	0.529
0.0166	2.746	0.2033	2.598	0.6166	2.52	7.6	1.855	54	0.514
0.02	2.805	0.2066	2.598	0.6333	2.517	7.8	1.843	55	0.501
0.0233	2.724	0.21	2.598	0.65	2.514	8	1.83	56	0.489
0.0266	2.758	0.2133	2.598	0.6666	2.511	8.2	1.821	57	0.476
0.03	2.721	0.2166	2.595	0.6833	2.508	8.4	1.808	58	0.464
0.0333	2.73	0.22	2.595	0.7	2.508	8.6	1.796	59	0.454
0.0366	2.708	0.2233	2.595	0.7166	2.504	8.8	1.783	60	0.445
0.04	2.705	0.2266	2.592	0.7333	2.501	9	1.774	61	0.432
0.0433	2.705	0.23	2.592	0.75	2.498	9.2	1.761	62	0.423
0.0466	2.702	0.2333	2.592	0.7666	2.495	9.4	1.752	63	0.413
0.05	2.689	0.2366	2.592	0.7833	2.495	9.6	1.743	64	0.404
0.0533	2.686	0.24	2.592	0.8	2.492	9.8	1.73	65	0.395
0.0566	2.677	0.2433	2.592	0.8166	2.492	10	1.721	66	0.385
0.06	2.674	0.2466	2.589	0.8333	2.489	11	1.664	67	0.379
0.0633	2.667	0.25	2.589	0.85	2.486	12	1.617	68	0.369
0.0666	2.667	0.2533	2.586	0.8666	2.482	13	1.57	69	0.36
0.07	2.664	0.2566	2.589	0.8833	2.479	14	1.523	70	0.357
0.0733	2.661	0.26	2.586	0.9	2.476	15	1.479	71	0.347
0.0766	2.658	0.2633	2.589	0.9166	2.476	16	1.432	72	0.341
0.08	2.655	0.2666	2.583	0.9333	2.473	17	1.391	73	0.332
0.0833	2.655	0.27	2.583	0.95	2.473	18	1.351	74	0.326
0.0866	2.649	0.2733	2.583	0.9666	2.47	19	1.31	75	0.319
0.09	2.649	0.2766	2.583	0.9833	2.467	20	1.272	76	0.326
0.0933	2.645	0.28	2.58	1	2.467	21	1.238	77	0.351
0.0966	2.645	0.2833	2.58	1.2	2.442	22	1.2	78	0.341
0.1	2.642	0.2866	2.58	1.4	2.413	23	1.169	79	0.332
0.1033	2.639	0.29	2.58	1.6	2.382	24	1.134	80	0.326
0.1066	2.639	0.2933	2.58	1.8	2.354	25	1.1	81	0.319
0.11	2.633	0.2966	2.58	2	2.326	26	1.069	82	0.313
0.1133	2.63	0.3	2.576	2.2	2.298	27	1.04	83	0.304
0.1166	2.633	0.3033	2.576	2.4	2.272	28	1.012	84	0.297
0.12	2.624	0.3066	2.576	2.6	2.25	29	0.984	85	0.294
0.1233	2.63	0.31	2.573	2.8	2.229	30	0.959	86	0.288
0.1266	2.627	0.3133	2.573	3	2.207	31	0.931	87	0.282
0.13	2.624	0.3166	2.573	3.2	2.194	32	0.906	88	0.275
0.1333	2.624	0.32	2.573	3.4	2.175	33	0.884	89	0.269
0.1366	2.62	0.3233	2.573	3.6	2.153	34	0.859	90	0.263
0.14	2.62	0.3266	2.573	3.8	2.131	35	0.837	91	0.26
0.1433	2.617	0.33	2.57	4	2.109	36	0.811	92	0.253
0.1466	2.62	0.3333	2.57	4.2	2.091	37	0.793	93	0.247
0.15	2.614	0.35	2.567	4.4	2.072	38	0.771	94	0.241
0.1533	2.617	0.3666	2.564	4.6	2.053	39	0.752	95	0.238
0.1566	2.614	0.3833	2.561	4.8	2.037	40	0.73	96	0.235
0.16	2.614	0.4	2.555	5	2.025	41	0.714	97	0.225
0.1633	2.611	0.4166	2.551	5.2	2.009	42	0.695	98	0.222
0.1666	2.611	0.4333	2.548	5.4	1.997	43	0.677	99	0.222
0.17	2.611	0.45	2.545	5.6	1.981	44	0.658	100	0.216
0.1733	2.608	0.4666	2.545	5.8	1.968	45	0.642	101	0.213
0.1766	2.608	0.4833	2.542	6	1.956	46	0.623	102	0.203
0.18	2.608	0.5	2.539	6.2	1.943	47	0.614	103	0.2
0.1833	2.608	0.5166	2.536	6.4	1.928	48	0.598		

MW25-4D
SE1000C
Environmental Logger
12/01 09:17

Unit# 00001 Test 2

Reference 0.000
Linearity 0.000
Scale factor 9.910
Offset -0.140
Delay mSEC 50.000

VARIABLE UNITS
Elapsed Time Minutes
INPUT 1 Drawdown from Static, feet

Step 0 11/30 15:14:42

Elapsed Time	INPUT 1	Elapsed Time	INPUT 1	Elapsed Time	INPUT 1	Elapsed Time	INPUT 1
0	1.94	0.1866	1.956	0.5333	1.583	6.6	0.175
0.0033	2.589	0.19	1.95	0.55	1.567	6.8	0.166
0.0066	2.379	0.1933	1.946	0.5666	1.551	7	0.159
0.01	2.354	0.1966	1.943	0.5833	1.539	7.2	0.153
0.0133	2.323	0.2	1.937	0.6	1.523	7.4	0.147
0.0166	2.294	0.2033	1.934	0.6166	1.511	7.6	0.144
0.02	2.42	0.2066	1.928	0.6333	1.495	7.8	0.137
0.0233	2.395	0.21	1.924	0.65	1.482	8	0.134
0.0266	2.351	0.2133	1.921	0.6666	1.467	8.2	0.128
0.03	2.319	0.2166	1.918	0.6833	1.454	8.4	0.125
0.0333	2.247	0.22	1.912	0.7	1.442	8.6	0.119
0.0366	2.291	0.2233	1.909	0.7166	1.429	8.8	0.116
0.04	2.229	0.2266	1.906	0.7333	1.417	9	0.116
0.0433	2.229	0.23	1.899	0.75	1.404	9.2	0.112
0.0466	2.185	0.2333	1.896	0.7666	1.391	9.4	0.106
0.05	2.169	0.2366	1.893	0.7833	1.379	9.6	0.106
0.0533	2.185	0.24	1.89	0.8	1.366	9.8	0.103
0.0566	2.178	0.2433	1.884	0.8166	1.354	10	0.1
0.06	2.156	0.2466	1.881	0.8333	1.344	11	0.087
0.0633	2.153	0.25	1.877	0.85	1.332	12	0.081
0.0666	2.144	0.2533	1.874	0.8666	1.319	13	0.075
0.07	2.138	0.2566	1.868	0.8833	1.307	14	0.069
0.0733	2.131	0.26	1.865	0.9	1.297	15	0.062
0.0766	2.125	0.2633	1.862	0.9166	1.285	16	0.059
0.08	2.119	0.2666	1.859	0.9333	1.275	17	0.056
0.0833	2.113	0.27	1.852	0.95	1.263	18	0.056
0.0866	2.106	0.2733	1.849	0.9666	1.254	19	0.053
0.09	2.103	0.2766	1.846	0.9833	1.244	20	0.05
0.0933	2.097	0.28	1.843	1	1.232	21	0.046
0.0966	2.091	0.2833	1.84	1.2	1.084	22	0.046
0.1	2.084	0.2866	1.837	1.4	0.981	23	0.043
0.1033	2.078	0.29	1.83	1.6	0.893	24	0.043
0.1066	2.072	0.2933	1.827	1.8	0.818	25	0.04
0.11	2.069	0.2966	1.824	2	0.749	26	0.04
0.1133	2.062	0.3	1.821	2.2	0.686	27	0.04
0.1166	2.056	0.3033	1.818	2.4	0.633	28	0.04
0.12	2.053	0.3066	1.815	2.6	0.583	29	0.037
0.1233	2.047	0.31	1.812	2.8	0.539	30	0.037
0.1266	2.04	0.3133	1.808	3	0.498	31	0.037
0.13	2.037	0.3166	1.802	3.2	0.464	32	0.037
0.1333	2.031	0.32	1.799	3.4	0.432	33	0.037
0.1366	2.025	0.3233	1.796	3.6	0.401	34	0.034
0.14	2.022	0.3266	1.793	3.8	0.373		
0.1433	2.015	0.33	1.79	4	0.351		
0.1466	2.012	0.3333	1.786	4.2	0.329		
0.15	2.006	0.35	1.768	4.4	0.307		
0.1533	2	0.3666	1.749	4.6	0.291		
0.1566	1.997	0.3833	1.73	4.8	0.272		
0.16	1.993	0.4	1.711	5	0.26		
0.1633	1.987	0.4166	1.696	5.2	0.244		
0.1666	1.981	0.4333	1.677	5.4	0.232		
0.17	1.978	0.45	1.661	5.6	0.219		
0.1733	1.971	0.4666	1.645	5.8	0.21		
0.1766	1.968	0.4833	1.63	6	0.2		
0.18	1.965	0.5	1.614	6.2	0.191		
0.1833	1.959	0.5166	1.598	6.4	0.181		

MW25-5D
SE1000C
Environmental Logger
12/02 22:21

Unit# 00001 Test 10

Reference 0.000
Linearity 0.000
Scale factor 9.910
Offset -0.140
Delay mSEC 50.000

VARIABLE UNITS
Elapsed Time Minutes
INPUT 1 Drawdown from Static, feet

Step 0 12/02 11:46:13

Elapsed Time	INPUT 1	Elapsed Time	INPUT 1	Elapsed Time	INPUT 1	Elapsed Time	INPUT 1	Elapsed Time	INPUT 1
0	0	0.1866	3.216	0.5333	2.812	6.6	0.617	49	0.068
0.0033	8.219	0.19	3.21	0.55	2.793	6.8	0.595	50	0.068
0.0066	6.36	0.1933	3.207	0.5666	2.777	7	0.576	51	0.068
0.01	2.37	0.1966	3.2	0.5833	2.758	7.2	0.554	52	0.065
0.0133	2.99	0.2	3.194	0.6	2.743	7.4	0.536	53	0.068
0.0166	3.41	0.2033	3.191	0.6166	2.727	7.6	0.52	54	0.062
0.02	3.564	0.2066	3.188	0.6333	2.711	7.8	0.504	55	0.065
0.0233	3.567	0.21	3.185	0.65	2.692	8	0.485	56	0.068
0.0266	3.598	0.2133	3.178	0.6666	2.677	8.2	0.473	57	0.062
0.03	3.583	0.2166	3.175	0.6833	2.664	8.4	0.457	58	0.062
0.0333	3.561	0.22	3.169	0.7	2.649	8.6	0.438	59	0.068
0.0366	3.539	0.2233	3.166	0.7166	2.633	8.8	0.429	60	0.062
0.04	3.53	0.2266	3.16	0.7333	2.617	9	0.413	61	0.062
0.0433	3.523	0.23	3.156	0.75	2.602	9.2	0.404	62	0.062
0.0466	3.504	0.2333	3.153	0.7666	2.589	9.4	0.391	63	0.059
0.05	3.492	0.2366	3.15	0.7833	2.573	9.6	0.382	64	0.059
0.0533	3.482	0.24	3.144	0.8	2.558	9.8	0.373	65	0.062
0.0566	3.473	0.2433	3.141	0.8166	2.545	10	0.36	66	0.059
0.06	3.461	0.2466	3.135	0.8333	2.533	11	0.322	67	0.059
0.0633	3.451	0.25	3.131	0.85	2.52	12	0.285	68	0.056
0.0666	3.442	0.2533	3.128	0.8666	2.504	13	0.257	69	0.059
0.07	3.429	0.2566	3.122	0.8833	2.492	14	0.235	70	0.056
0.0733	3.423	0.26	3.119	0.9	2.479	15	0.216	71	0.056
0.0766	3.414	0.2633	3.113	0.9166	2.464	16	0.2	72	0.053
0.08	3.404	0.2666	3.109	0.9333	2.451	17	0.184	73	0.053
0.0833	3.398	0.27	3.106	0.95	2.442	18	0.175	74	0.053
0.0866	3.388	0.2733	3.103	0.9666	2.426	19	0.166	75	0.053
0.09	3.382	0.2766	3.1	0.9833	2.413	20	0.156	76	0.053
0.0933	3.376	0.28	3.094	1	2.404	21	0.147	77	0.056
0.0966	3.37	0.2833	3.091	1.2	2.222	22	0.144	78	0.053
0.1	3.363	0.2866	3.087	1.4	2.091	23	0.134	79	0.056
0.1033	3.354	0.29	3.084	1.6	1.975	24	0.128	80	0.053
0.1066	3.348	0.2933	3.078	1.8	1.865	25	0.125	81	0.053
0.11	3.341	0.2966	3.075	2	1.761	26	0.119	82	0.053
0.1133	3.335	0.3	3.072	2.2	1.667	27	0.115	83	0.05
0.1166	3.329	0.3033	3.066	2.4	1.58	28	0.115	84	0.053
0.12	3.323	0.3066	3.062	2.6	1.501	29	0.109	85	0.053
0.1233	3.316	0.31	3.059	2.8	1.423	30	0.106		
0.1266	3.31	0.3133	3.056	3	1.354	31	0.106		
0.13	3.304	0.3166	3.05	3.2	1.285	32	0.103		
0.1333	3.298	0.32	3.047	3.4	1.225	33	0.1		
0.1366	3.294	0.3233	3.044	3.6	1.166	34	0.097		
0.14	3.288	0.3266	3.04	3.8	1.119	35	0.094		
0.1433	3.282	0.33	3.034	4	1.062	36	0.09		
0.1466	3.276	0.3333	3.031	4.2	1.012	37	0.09		
0.15	3.272	0.35	3.009	4.4	0.971	38	0.09		
0.1533	3.269	0.3666	2.99	4.6	0.927	39	0.087		
0.1566	3.26	0.3833	2.971	4.8	0.887	40	0.084		
0.16	3.254	0.4	2.953	5	0.849	41	0.084		
0.1633	3.254	0.4166	2.931	5.2	0.815	42	0.081		
0.1666	3.244	0.4333	2.918	5.4	0.78	43	0.081		
0.17	3.241	0.45	2.893	5.6	0.752	44	0.078		
0.1733	3.235	0.4666	2.881	5.8	0.721	45	0.075		
0.1766	3.232	0.4833	2.862	6	0.695	46	0.075		
0.18	3.222	0.5	2.843	6.2	0.67	47	0.075		
0.1833	3.219	0.5166	2.827	6.4	0.642	48	0.072		

MW25-6
SE1000C
Environmental Logger
12/01 09:20

Unit# 00001 Test 3

Reference 0.000
Linearity 0.000
Scale factor 9.910
Offset -0.140
Delay mSEC 50.000

VARIABLE UNITS
Elapsed Time Minutes
INPUT 1 Drawdown from Static, feet

Step 0 11/30 16:23:53

Elapsed Time	INPUT 1	Elapsed Time	INPUT 1	Elapsed Time	INPUT 1	Elapsed Time	INPUT 1	Elapsed Time	INPUT 1
0	4.703	0.1866	0.583	0.5333	0.292	6.6	0.032	49	0.013
0.0033	1.781	0.19	0.577	0.55	0.286	6.8	0.032	50	0.013
0.0066	0.383	0.1933	0.571	0.5666	0.279	7	0.028	51	0.013
0.01	1.22	0.1966	0.565	0.5833	0.276	7.2	0.028	52	0.013
0.0133	1.668	0.2	0.558	0.6	0.27	7.4	0.028	53	0.013
0.0166	1.229	0.2033	0.555	0.6166	0.267	7.6	0.025	54	0.013
0.02	1.138	0.2066	0.549	0.6333	0.26	7.8	0.025	55	0.013
0.0233	1.242	0.21	0.543	0.65	0.257	8	0.025	56	0.013
0.0266	1.229	0.2133	0.539	0.6666	0.251	8.2	0.025	57	0.013
0.03	1.154	0.2166	0.533	0.6833	0.248	8.4	0.025	58	0.013
0.0333	1.129	0.22	0.527	0.7	0.245	8.6	0.025	59	0.013
0.0366	1.126	0.2233	0.524	0.7166	0.239	8.8	0.025	60	0.013
0.04	1.107	0.2266	0.518	0.7333	0.235	9	0.025	61	0.013
0.0433	1.079	0.23	0.514	0.75	0.232	9.2	0.022	62	0.013
0.0466	1.057	0.2333	0.508	0.7666	0.229	9.4	0.022	63	0.013
0.05	1.041	0.2366	0.505	0.7833	0.226	9.6	0.022	64	0.01
0.0533	1.022	0.24	0.499	0.8	0.223	9.8	0.019	65	0.01
0.0566	1.003	0.2433	0.496	0.8166	0.22	10	0.022	66	0.01
0.06	0.985	0.2466	0.492	0.8333	0.217	11	0.019	67	0.01
0.0633	0.969	0.25	0.486	0.85	0.213	12	0.019	68	0.01
0.0666	0.953	0.2533	0.483	0.8666	0.21	13	0.016	69	0.01
0.07	0.934	0.2566	0.48	0.8833	0.207	14	0.019	70	0.01
0.0733	0.922	0.26	0.477	0.9	0.204	15	0.016	71	0.01
0.0766	0.906	0.2633	0.47	0.9166	0.201	16	0.016		
0.08	0.891	0.2666	0.467	0.9333	0.198	17	0.016		
0.0833	0.878	0.27	0.461	0.95	0.195	18	0.016		
0.0866	0.862	0.2733	0.458	0.9666	0.191	19	0.016		
0.09	0.85	0.2766	0.455	0.9833	0.191	20	0.013		
0.0933	0.837	0.28	0.452	1	0.188	21	0.013		
0.0966	0.825	0.2833	0.449	1.2	0.16	22	0.013		
0.1	0.812	0.2866	0.445	1.4	0.138	23	0.01		
0.1033	0.8	0.29	0.442	1.6	0.126	24	0.01		
0.1066	0.79	0.2933	0.439	1.8	0.113	25	0.01		
0.11	0.778	0.2966	0.436	2	0.104	26	0.01		
0.1133	0.768	0.3	0.433	2.2	0.094	27	0.01		
0.1166	0.756	0.3033	0.43	2.4	0.085	28	0.01		
0.12	0.746	0.3066	0.427	2.6	0.079	29	0.01		
0.1233	0.737	0.31	0.423	2.8	0.072	30	0.007		
0.1266	0.728	0.3133	0.42	3	0.069	31	0.01		
0.13	0.718	0.3166	0.417	3.2	0.069	32	0.007		
0.1333	0.709	0.32	0.414	3.4	0.066	33	0.01		
0.1366	0.699	0.3233	0.411	3.6	0.063	34	0.007		
0.14	0.69	0.3266	0.408	3.8	0.06	35	0.007		
0.1433	0.681	0.33	0.408	4	0.057	36	0.007		
0.1466	0.671	0.3333	0.405	4.2	0.054	37	0.01		
0.15	0.665	0.35	0.389	4.4	0.05	38	0.007		
0.1533	0.655	0.3666	0.38	4.6	0.047	39	0.01		
0.1566	0.649	0.3833	0.367	4.8	0.047	40	0.01		
0.16	0.643	0.4	0.358	5	0.041	41	0.01		
0.1633	0.634	0.4166	0.348	5.2	0.041	42	0.01		
0.1666	0.627	0.4333	0.336	5.4	0.038	43	0.01		
0.17	0.618	0.45	0.326	5.6	0.038	44	0.01		
0.1733	0.612	0.4666	0.32	5.8	0.038	45	0.01		
0.1766	0.605	0.4833	0.314	6	0.035	46	0.013		
0.18	0.599	0.5	0.304	6.2	0.035	47	0.01		
0.1833	0.593	0.5166	0.298	6.4	0.032	48	0.013		

MW25-7D
SE1000C
Environmental Logger
12/01 08:59

Unit# 00001 Test 1

Reference 0.000
Linearity 0.010
Scale factor 9.940
Offset -0.020
Delay mSEC 50.000

VARIABLE UNITS
Elapsed Time Minutes
INPUT 1 Drawdown from Static, feet

Step 0 11/30 12:41:30

Elapsed Time	INPUT 1	Elapsed Time	INPUT 1	Elapsed Time	INPUT 1	Elapsed Time	INPUT 1
0	2.227	0.1866	4.119	0.5333	4.053	6.6	3.354
0.0033	4.197	0.19	4.119	0.55	4.053	6.8	3.332
0.0066	4.415	0.1933	4.116	0.5666	4.05	7	3.313
0.01	4.32	0.1966	4.116	0.5833	4.046	7.2	3.294
0.0133	4.301	0.2	4.116	0.6	4.043	7.4	3.275
0.0166	4.282	0.2033	4.116	0.6166	4.043	7.6	3.256
0.02	4.254	0.2066	4.113	0.6333	4.04	7.8	3.237
0.0233	4.251	0.21	4.113	0.65	4.037	8	3.218
0.0266	4.241	0.2133	4.113	0.6666	4.034	8.2	3.199
0.03	4.232	0.2166	4.109	0.6833	4.034	8.4	3.18
0.0333	4.229	0.22	4.109	0.7	4.031	8.6	3.162
0.0366	4.207	0.2233	4.109	0.7166	4.027	8.8	3.143
0.04	4.204	0.2266	4.109	0.7333	4.024	9	3.127
0.0433	4.207	0.23	4.106	0.75	4.024	9.2	3.108
0.0466	4.194	0.2333	4.106	0.7666	4.021	9.4	3.092
0.05	4.188	0.2366	4.106	0.7833	4.018	9.6	3.073
0.0533	4.182	0.24	4.103	0.8	4.015	9.8	3.055
0.0566	4.188	0.2433	4.106	0.8166	4.015	10	3.039
0.06	4.185	0.2466	4.103	0.8333	4.012	11	2.951
0.0633	4.175	0.25	4.103	0.85	4.012	12	2.866
0.0666	4.182	0.2533	4.103	0.8666	4.009	13	2.79
0.07	4.175	0.2566	4.103	0.8833	4.005	14	2.711
0.0733	4.169	0.26	4.1	0.9	4.002	15	2.636
0.0766	4.179	0.2633	4.1	0.9166	4.002	16	2.566
0.08	4.166	0.2666	4.1	0.9333	3.999	17	2.5
0.0833	4.16	0.27	4.1	0.95	3.996	18	2.434
0.0866	4.166	0.2733	4.097	0.9666	3.996	19	2.368
0.09	4.166	0.2766	4.097	0.9833	3.993	20	2.308
0.0933	4.153	0.28	4.097	1	3.99	21	2.248
0.0966	4.15	0.2833	4.097	1.2	3.955	22	2.192
0.1	4.153	0.2866	4.097	1.4	3.93	23	2.135
0.1033	4.15	0.29	4.094	1.6	3.905	24	2.082
0.1066	4.153	0.2933	4.094	1.8	3.88	25	2.031
0.11	4.15	0.2966	4.094	2	3.854	26	1.981
0.1133	4.147	0.3	4.094	2.2	3.832	27	1.934
0.1166	4.144	0.3033	4.094	2.4	3.804	28	1.886
0.12	4.144	0.3066	4.09	2.6	3.782	29	1.842
0.1233	4.141	0.31	4.09	2.8	3.76	30	1.798
0.1266	4.141	0.3133	4.09	3	3.735	31	1.757
0.13	4.138	0.3166	4.09	3.2	3.713	32	1.716
0.1333	4.138	0.32	4.09	3.4	3.691	33	1.678
0.1366	4.134	0.3233	4.09	3.6	3.669	34	1.641
0.14	4.134	0.3266	4.087	3.8	3.646	35	1.606
0.1433	4.134	0.33	4.087	4	3.621	36	1.568
0.1466	4.131	0.3333	4.087	4.2	3.602	37	1.537
0.15	4.131	0.35	4.084	4.4	3.58	38	1.505
0.1533	4.128	0.3666	4.081	4.6	3.558	39	1.471
0.1566	4.128	0.3833	4.078	4.8	3.536	40	1.442
0.16	4.128	0.4	4.075	5	3.514	41	1.414
0.1633	4.125	0.4166	4.071	5.2	3.495	42	1.383
0.1666	4.125	0.4333	4.068	5.4	3.473	43	1.357
0.17	4.125	0.45	4.068	5.6	3.451	44	1.329
0.1733	4.122	0.4666	4.065	5.8	3.432	45	1.301
0.1766	4.122	0.4833	4.062	6	3.413	46	1.279
0.18	4.122	0.5	4.059	6.2	3.392	47	1.253
0.1833	4.119	0.5166	4.056	6.4	3.373	48	1.231

MW25-7D
SE1000C
Environmental Logger
12/01 08:59

Unit# 00001 Test 1

Reference 0.000
Linearity 0.010
Scale factor 9.940
Offset -0.020
Delay mSEC 50.000

VARIABLE UNITS
Elapsed Time Minutes
INPUT 1 Drawdown from Static, feet

Step 0 11/30 12:41:30

Elapsed Time	INPUT 1	Elapsed Time	INPUT 1
49	1.209	105	0.642
50	1.184	106	0.639
51	1.162	107	0.636
52	1.143	108	0.63
53	1.124	109	0.627
54	1.105	110	0.623
55	1.086	111	0.62
56	1.071	112	0.617
57	1.052	113	0.617
58	1.036	114	0.614
59	1.017	115	0.611
60	1.002	116	0.608
61	0.989	117	0.608
62	0.973	118	0.605
63	0.96	119	0.602
64	0.945	120	0.598
65	0.932	121	0.595
66	0.92	122	0.592
67	0.907	123	0.592
68	0.894	124	0.589
69	0.885	125	0.586
70	0.872	126	0.586
71	0.863	127	0.583
72	0.85	128	0.583
73	0.841	129	0.579
74	0.831	130	0.579
75	0.822	131	0.579
76	0.812	132	0.576
77	0.806	133	0.576
78	0.797	134	0.573
79	0.787	135	0.57
80	0.778		
81	0.772		
82	0.765		
83	0.759		
84	0.75		
85	0.743		
86	0.737		
87	0.731		
88	0.724		
89	0.718		
90	0.712		
91	0.709		
92	0.702		
93	0.696		
94	0.69		
95	0.687		
96	0.68		
97	0.677		
98	0.671		
99	0.665		
100	0.661		
101	0.658		
102	0.655		
103	0.649		
104	0.646		

MW25-8
 Hand-run Slug test with Stopwatch and Electronic
 Water Level Meter
 12/06/95 12:58pm

VARIABLE UNITS
 Elapsed Time Minutes
 INPUT 1 Drawdown from Static, feet

Elapsed Time	INPUT 1	Elapsed Time	INPUT 1
-----	-----	-----	-----
0	1.87	2.3	0.73
0.25	1.63	2.4	0.71
0.28	1.61	2.47	0.69
0.33	1.57	2.55	0.67
0.37	1.53	2.63	0.65
0.4	1.51	2.73	0.63
0.43	1.49	2.82	0.61
0.47	1.47	3.1	0.53
0.5	1.45	3.2	0.51
0.55	1.42	3.28	0.49
0.62	1.39	3.55	0.47
0.63	1.37	3.65	0.45
0.67	1.35	3.78	0.43
0.75	1.31	3.9	0.41
0.82	1.29	4.05	0.39
0.85	1.27	4.2	0.37
0.88	1.25	4.37	0.35
0.92	1.23	4.55	0.33
0.97	1.21	4.75	0.31
1.03	1.19	4.95	0.29
1.1	1.15	5.17	0.27
1.32	1.07	5.45	0.25
1.43	1.01	5.72	0.23
1.55	0.97	6.02	0.21
1.6	0.95	6.35	0.19
1.67	0.93	6.77	0.17
1.72	0.91	7.27	0.15
1.78	0.89	7.8	0.13
1.83	0.87	8.6	0.11
1.9	0.85	9.7	0.09
1.97	0.83	10.8	0.07
2.03	0.81	12.65	0.05
2.08	0.79	16.72	0.03
2.17	0.77	19.33	0.02
2.25	0.75	24.83	0.01

MW25-9
SE1000C
Environmental Logger
12/02 22:13

Unit# 00001 Test 12

Reference 0.000
Linearity 0.010
Scale factor 9.940
Offset -0.020
Delay mSEC 50.000

VARIABLE
Elapsed Time
INPUT 1
UNITS
Minutes
Drawdown from Static, feet

Step 0 12/02 16:57:21

Elapsed Time	INPUT 1	Elapsed Time	INPUT 1	Elapsed Time	INPUT 1	Elapsed Time	INPUT 1
0	3.852	0.1833	1.849	0.5	1.776	6	0.959
0.0033	2.179	0.1866	1.849	0.5166	1.77	6.2	0.94
0.0066	1.943	0.19	1.849	0.5333	1.767	6.4	0.918
0.01	1.908	0.1933	1.846	0.55	1.764	6.6	0.899
0.0133	1.949	0.1966	1.846	0.5666	1.761	6.8	0.88
0.0166	1.94	0.2	1.846	0.5833	1.758	7	0.861
0.02	1.934	0.2033	1.842	0.6	1.754	7.2	0.842
0.0233	1.915	0.2066	1.842	0.6166	1.751	7.4	0.827
0.0266	1.921	0.21	1.842	0.6333	1.745	7.6	0.808
0.03	1.912	0.2133	1.842	0.65	1.742	7.8	0.792
0.0333	1.912	0.2166	1.839	0.6666	1.739	8	0.773
0.0366	1.908	0.22	1.839	0.6833	1.736	8.2	0.757
0.04	1.905	0.2233	1.839	0.7	1.732	8.4	0.742
0.0433	1.902	0.2266	1.839	0.7166	1.729	8.6	0.726
0.0466	1.899	0.23	1.836	0.7333	1.726	8.8	0.71
0.05	1.899	0.2333	1.836	0.75	1.723	9	0.698
0.0533	1.896	0.2366	1.836	0.7666	1.72	9.2	0.682
0.0566	1.893	0.24	1.836	0.7833	1.717	9.4	0.669
0.06	1.89	0.2433	1.833	0.8	1.714	9.6	0.654
0.0633	1.89	0.2466	1.833	0.8166	1.71	9.8	0.641
0.0666	1.886	0.25	1.833	0.8333	1.707	10	0.625
0.07	1.871	0.2533	1.833	0.85	1.704	11	0.565
0.0733	1.877	0.2566	1.83	0.8666	1.701	12	0.509
0.0766	1.883	0.26	1.83	0.8833	1.695	13	0.459
0.08	1.88	0.2633	1.83	0.9	1.692	14	0.418
0.0833	1.88	0.2666	1.827	0.9166	1.692	15	0.377
0.0866	1.88	0.27	1.827	0.9333	1.685	16	0.342
0.09	1.877	0.2733	1.827	0.95	1.682	17	0.314
0.0933	1.877	0.2766	1.827	0.9666	1.682	18	0.286
0.0966	1.874	0.28	1.824	0.9833	1.676	19	0.26
0.1	1.874	0.2833	1.824	1	1.673	20	0.238
0.1033	1.874	0.2866	1.824	1.2	1.629	21	0.219
0.1066	1.871	0.29	1.824	1.4	1.594	22	0.204
0.11	1.871	0.2933	1.82	1.6	1.556	23	0.188
0.1133	1.868	0.2966	1.82	1.8	1.522	24	0.175
0.1166	1.868	0.3	1.82	2	1.487	25	0.163
0.12	1.868	0.3033	1.82	2.2	1.456	26	0.15
0.1233	1.868	0.3066	1.82	2.4	1.421	27	0.144
0.1266	1.864	0.31	1.817	2.6	1.39	28	0.135
0.13	1.864	0.3133	1.817	2.8	1.361	29	0.128
0.1333	1.864	0.3166	1.817	3	1.33	30	0.122
0.1366	1.861	0.32	1.814	3.2	1.301	31	0.116
0.14	1.861	0.3233	1.814	3.4	1.273	32	0.109
0.1433	1.861	0.3266	1.814	3.6	1.245	33	0.106
0.1466	1.861	0.33	1.814	3.8	1.22	34	0.1
0.15	1.858	0.3333	1.811	4	1.191	35	0.097
0.1533	1.858	0.35	1.808	4.2	1.166	36	0.094
0.1566	1.855	0.3666	1.805	4.4	1.141	37	0.094
0.16	1.855	0.3833	1.802	4.6	1.116	38	0.09
0.1633	1.855	0.4	1.798	4.8	1.094	39	0.087
0.1666	1.855	0.4166	1.792	5	1.069	40	0.087
0.17	1.852	0.4333	1.789	5.2	1.047	41	0.084
0.1733	1.852	0.45	1.786	5.4	1.025	42	0.084
0.1766	1.852	0.4666	1.783	5.6	1.003	43	0.081
0.18	1.849	0.4833	1.78	5.8	0.981	44	0.081

MW26-9
SE1000C
Environmental Logger
12/02 22:13

Unit# 00001 Test 12

Reference	0.000	VARIABLE	UNITS
Linearity	0.010	Elapsed Time	Minutes
Scale factor	9.940	INPUT 1	Drawdown from Static, feet
Offset	-0.020		
Delay mSEC	50.000		

Step 0 12/02 16:57:21

Elapsed Time	INPUT 1
45	0.081
46	0.081
47	0.078
48	0.078
49	0.078
50	0.081
51	0.078
52	0.078
53	0.078

MW25-10
 Hand-run Slug test with Stopwatch and Electronic
 Water Level Meter
 12/06/95 11:21am

VARIABLE		UNITS	
Elapsed Time		Minutes	
INPUT 1		Drawdown from Static, feet	
Elapsed Time	INPUT 1	Elapsed Time	INPUT 1
-----	-----	-----	-----
0.18	1.58	4.8	0.66
0.25	1.45	5.7	0.64
0.3	1.4	6.42	0.62
0.37	1.28	7.32	0.6
0.43	1.23	8.42	0.58
0.53	1.1	9.05	0.54
0.6	1.06	9.73	0.52
0.7	1	10.1	0.5
0.77	0.96	10.67	0.48
0.82	0.94	11.23	0.46
0.87	0.92	11.87	0.44
0.92	0.9	12.18	0.42
1.02	0.88	12.97	0.4
1.08	0.86	13.73	0.38
1.22	0.84	14.43	0.36
1.38	0.82	15.22	0.34
1.6	0.8	16.05	0.32
1.87	0.78	16.92	0.3
2.03	0.76	17.95	0.28
2.57	0.74	19.13	0.26
3	0.72	20.33	0.24
3.43	0.7	21.65	0.22
4.07	0.68		

MW25-11
SE1000C
Environmental Logger
12/03 17:09

Unit# 00001 Test 15

Reference 0.000
Linearity 0.000
Scale factor 9.910
Offset -0.140
Delay mSEC 50.000

VARIABLE
Elapsed Time
INPUT 1
UNITS
Minutes
Drawdown from Static, feet

Step 0 12/03 14:25:01

Elapsed Time	INPUT 1	Elapsed Time	INPUT 1	Elapsed Time	INPUT 1	Elapsed Time	INPUT 1
0	1.953	0.1833	1.667	0.5	1.498	6	0.3
0.0033	1.896	0.1866	1.664	0.5166	1.489	6.2	0.285
0.0066	1.884	0.19	1.664	0.5333	1.482	6.4	0.272
0.01	1.877	0.1933	1.661	0.55	1.476	6.6	0.26
0.0133	1.865	0.1966	1.658	0.5666	1.467	6.8	0.247
0.0166	1.855	0.2	1.655	0.5833	1.457	7	0.238
0.02	1.846	0.2033	1.655	0.6	1.451	7.2	0.222
0.0233	1.837	0.2066	1.652	0.6166	1.442	7.4	0.213
0.0266	1.83	0.21	1.652	0.6333	1.435	7.6	0.203
0.03	1.818	0.2133	1.649	0.65	1.429	7.8	0.194
0.0333	1.83	0.2166	1.645	0.6666	1.423	8	0.181
0.0366	1.815	0.22	1.645	0.6833	1.413	8.2	0.175
0.04	1.808	0.2233	1.642	0.7	1.407	8.4	0.166
0.0433	1.802	0.2266	1.639	0.7166	1.401	8.6	0.159
0.0466	1.799	0.23	1.639	0.7333	1.391	8.8	0.153
0.05	1.793	0.2333	1.636	0.75	1.385	9	0.147
0.0533	1.79	0.2366	1.636	0.7666	1.379	9.2	0.137
0.0566	1.783	0.24	1.633	0.7833	1.373	9.4	0.134
0.06	1.78	0.2433	1.63	0.8	1.366	9.6	0.128
0.0633	1.774	0.2466	1.63	0.8166	1.36	9.8	0.125
0.0666	1.771	0.25	1.627	0.8333	1.351	10	0.119
0.07	1.768	0.2533	1.623	0.85	1.344	11	0.097
0.0733	1.761	0.2566	1.623	0.8666	1.338	12	0.084
0.0766	1.758	0.26	1.62	0.8833	1.332	13	0.072
0.08	1.755	0.2633	1.617	0.9	1.322	14	0.062
0.0833	1.752	0.2666	1.617	0.9166	1.316	15	0.056
0.0866	1.749	0.27	1.614	0.9333	1.31	16	0.05
0.09	1.746	0.2733	1.614	0.95	1.304	17	0.043
0.0933	1.743	0.2766	1.611	0.9666	1.297	18	0.04
0.0966	1.736	0.28	1.611	0.9833	1.294	19	0.04
0.1	1.733	0.2833	1.608	1	1.288	20	0.037
0.1033	1.733	0.2866	1.605	1.2	1.2	21	0.034
0.1066	1.727	0.29	1.605	1.4	1.131	22	0.034
0.11	1.724	0.2933	1.601	1.6	1.062	23	0.034
0.1133	1.721	0.2966	1.601	1.8	1.003	24	0.031
0.1166	1.717	0.3	1.598	2	0.946	25	0.031
0.12	1.714	0.3033	1.598	2.2	0.893	26	0.031
0.1233	1.711	0.3066	1.595	2.4	0.843	27	0.031
0.1266	1.708	0.31	1.595	2.6	0.793	28	0.031
0.13	1.708	0.3133	1.592	2.8	0.755	29	0.031
0.1333	1.705	0.3166	1.589	3	0.708	30	0.031
0.1366	1.702	0.32	1.589	3.2	0.667	31	0.025
0.14	1.699	0.3233	1.586	3.4	0.627	32	0.021
0.1433	1.696	0.3266	1.586	3.6	0.592	33	0.021
0.1466	1.692	0.33	1.583	3.8	0.561		
0.15	1.692	0.3333	1.583	4	0.529		
0.1533	1.689	0.35	1.573	4.2	0.501		
0.1566	1.686	0.3666	1.564	4.4	0.473		
0.16	1.683	0.3833	1.554	4.6	0.445		
0.1633	1.68	0.4	1.548	4.8	0.423		
0.1666	1.677	0.4166	1.539	5	0.398		
0.17	1.677	0.4333	1.529	5.2	0.379		
0.1733	1.674	0.45	1.52	5.4	0.357		
0.1766	1.674	0.4666	1.514	5.6	0.338		
0.18	1.67	0.4833	1.504	5.8	0.322		

MW25-12D
SE1000C
Environmental Logger
12/01 09:26

Unit# 00001 Test 4

Reference 0.000
Linearity 0.010
Scale factor 9.940
Offset -0.020
Delay mSEC 50.000

VARIABLE
Elapsed Time
INPUT 1
UNITS
Minutes
Drawdown from Static, feet

Step 0 12/01 07:37:45

Elapsed Time	INPUT 1	Elapsed Time	INPUT 1	Elapsed Time	INPUT 1	Elapsed Time	INPUT 1
0	6.092	0.1866	2.597	0.5333	1.719	6.6	0.229
0.0033	3.715	0.19	2.585	0.55	1.69	6.8	0.226
0.0066	3.633	0.1933	2.572	0.5666	1.659	7	0.223
0.01	3.592	0.1966	2.563	0.5833	1.631	7.2	0.217
0.0133	3.526	0.2	2.55	0.6	1.606	7.4	0.214
0.0166	3.495	0.2033	2.541	0.6166	1.577	7.6	0.21
0.02	3.466	0.2066	2.528	0.6333	1.552	7.8	0.207
0.0233	3.441	0.21	2.515	0.65	1.527	8	0.201
0.0266	3.391	0.2133	2.506	0.6666	1.502	8.2	0.201
0.03	3.365	0.2166	2.497	0.6833	1.476	8.4	0.198
0.0333	3.381	0.22	2.484	0.7	1.454	8.6	0.195
0.0366	3.337	0.2233	2.474	0.7166	1.432	8.8	0.192
0.04	3.328	0.2266	2.462	0.7333	1.41	9	0.188
0.0433	3.302	0.23	2.453	0.75	1.388	9.2	0.185
0.0466	3.277	0.2333	2.443	0.7666	1.366	9.4	0.182
0.05	3.246	0.2366	2.434	0.7833	1.347	9.6	0.182
0.0533	3.233	0.24	2.421	0.8	1.328	9.8	0.179
0.0566	3.199	0.2433	2.411	0.8166	1.306	10	0.176
0.06	3.174	0.2466	2.402	0.8333	1.288	11	0.166
0.0633	3.155	0.25	2.393	0.85	1.272	12	0.157
0.0666	3.139	0.2533	2.383	0.8666	1.253	13	0.148
0.07	3.12	0.2566	2.374	0.8833	1.237	14	0.144
0.0733	3.101	0.26	2.361	0.9	1.221	15	0.138
0.0766	3.082	0.2633	2.352	0.9166	1.202	16	0.132
0.08	3.066	0.2666	2.342	0.9333	1.187	17	0.129
0.0833	3.051	0.27	2.333	0.95	1.168	18	0.122
0.0866	3.032	0.2733	2.327	0.9666	1.152	19	0.119
0.09	3.016	0.2766	2.314	0.9833	1.139	20	0.119
0.0933	3	0.28	2.304	1	1.124	21	0.113
0.0966	2.985	0.2833	2.295	1.2	0.932	22	0.113
0.1	2.969	0.2866	2.286	1.4	0.818	23	0.11
0.1033	2.953	0.29	2.279	1.6	0.73	24	0.107
0.1066	2.937	0.2933	2.27	1.8	0.658	25	0.103
0.11	2.922	0.2966	2.26	2	0.598	26	0.103
0.1133	2.909	0.3	2.251	2.2	0.554	27	0.1
0.1166	2.893	0.3033	2.241	2.4	0.51	28	0.097
0.12	2.878	0.3066	2.235	2.6	0.475	29	0.097
0.1233	2.865	0.31	2.226	2.8	0.447	30	0.094
0.1266	2.849	0.3133	2.216	3	0.421	31	0.094
0.13	2.837	0.3166	2.207	3.2	0.403	32	0.094
0.1333	2.824	0.32	2.201	3.4	0.384	33	0.091
0.1366	2.808	0.3233	2.191	3.6	0.368	34	0.091
0.14	2.796	0.3266	2.182	3.8	0.352	35	0.088
0.1433	2.783	0.33	2.175	4	0.337	36	0.088
0.1466	2.77	0.3333	2.166	4.2	0.324		
0.15	2.758	0.35	2.122	4.4	0.314		
0.1533	2.745	0.3666	2.078	4.6	0.302		
0.1566	2.726	0.3833	2.037	4.8	0.292		
0.16	2.72	0.4	1.996	5	0.283		
0.1633	2.704	0.4166	1.958	5.2	0.274		
0.1666	2.692	0.4333	1.92	5.4	0.267		
0.17	2.679	0.45	1.886	5.6	0.261		
0.1733	2.663	0.4666	1.851	5.8	0.251		
0.1766	2.651	0.4833	1.816	6	0.248		
0.18	2.635	0.5	1.782	6.2	0.242		
0.1833	2.61	0.5166	1.75	6.4	0.236		

MW25-13
 Hand-run Slug test with Stopwatch and Electronic
 Water Level Meter
 12/04/95 1:49pm

		VARIABLE			UNITS
		Elapsed Time			Minutes
		INPUT 1			Drawdown from Static, feet
Elapsed Time	INPUT 1	Elapsed Time	INPUT 1	Elapsed Time	INPUT 1
0.17	1.95	2.38	0.83	5.82	0.35
0.27	1.54	2.47	0.81	5.98	0.34
0.45	1.45	2.55	0.79	6.22	0.32
0.5	1.43	2.65	0.77	6.37	0.31
0.62	1.37	2.73	0.75	6.55	0.3
0.68	1.35	2.85	0.73	6.7	0.29
0.73	1.33	2.93	0.71	6.85	0.28
0.77	1.31	3.07	0.69	6.98	0.27
0.82	1.29	3.17	0.67	7.15	0.26
0.87	1.27	3.27	0.65	7.27	0.25
0.93	1.25	3.4	0.63	7.53	0.24
1	1.23	3.5	0.61	7.68	0.23
1.03	1.21	3.63	0.59	7.95	0.22
1.1	1.19	3.77	0.57	8.15	0.21
1.15	1.17	3.9	0.55	8.52	0.2
1.22	1.15	4.07	0.53	8.7	0.19
1.3	1.13	4.23	0.51	8.95	0.18
1.33	1.11	4.32	0.5	9.3	0.17
1.4	1.09	4.38	0.49	9.52	0.16
1.43	1.07	4.48	0.48	9.78	0.15
1.52	1.05	4.55	0.47	10.63	0.13
1.58	1.03	4.65	0.46	11.15	0.12
1.67	1.01	4.75	0.45	11.7	0.11
1.72	0.99	4.85	0.44	12.42	0.09
1.82	0.97	4.93	0.43	14.5	0.07
1.88	0.95	5.05	0.42	16.98	0.05
1.95	0.93	5.23	0.4	18.53	0.04
2.03	0.91	5.35	0.39	20.93	0.03
2.12	0.89	5.48	0.38	25.6	0.02
2.18	0.87	5.58	0.37	27.97	0.01
2.27	0.85	5.68	0.36	41	0.01

MW25-14D
SE1000C
Environmental Logger
12/01 18:33

Unit# 00001 Test 6

Reference 0.000
Linearity 0.000
Scale factor 9.920
Offset -0.140
Delay mSEC 50.000

VARIABLE
Elapsed Time
INPUT 1
UNITS
Minutes
Drawdown from Static, feet

Step 0 12/01 12:56:23

Elapsed Time	INPUT 1	Elapsed Time	INPUT 1	Elapsed Time	INPUT 1	Elapsed Time	INPUT 1
0	7.478	0.1866	3.094	0.5333	2.394	6.6	0.225
0.0033	5.25	0.19	3.084	0.55	2.366	6.8	0.219
0.0066	3.36	0.1933	3.075	0.5666	2.337	7	0.213
0.01	3.834	0.1966	3.069	0.5833	2.312	7.2	0.207
0.0133	3.775	0.2	3.059	0.6	2.284	7.4	0.2
0.0166	3.756	0.2033	3.053	0.6166	2.259	7.6	0.194
0.02	3.696	0.2066	3.044	0.6333	2.234	7.8	0.194
0.0233	3.649	0.21	3.037	0.65	2.209	8	0.185
0.0266	3.646	0.2133	3.028	0.6666	2.184	8.2	0.182
0.03	3.621	0.2166	3.022	0.6833	2.159	8.4	0.175
0.0333	3.608	0.22	3.012	0.7	2.133	8.6	0.172
0.0366	3.615	0.2233	3.006	0.7166	2.112	8.8	0.172
0.04	3.593	0.2266	2.996	0.7333	2.086	9	0.166
0.0433	3.574	0.23	2.99	0.75	2.064	9.2	0.163
0.0466	3.555	0.2333	2.981	0.7666	2.042	9.4	0.16
0.05	3.596	0.2366	2.974	0.7833	2.021	9.6	0.16
0.0533	3.674	0.24	2.968	0.8	1.999	9.8	0.153
0.0566	3.477	0.2433	2.959	0.8166	1.977	10	0.153
0.06	3.495	0.2466	2.953	0.8333	1.955	11	0.147
0.0633	3.521	0.25	2.946	0.85	1.933	12	0.134
0.0666	3.401	0.2533	2.94	0.8666	1.914	13	0.128
0.07	3.442	0.2566	2.931	0.8833	1.892	14	0.122
0.0733	3.426	0.26	2.924	0.9	1.873	15	0.119
0.0766	3.401	0.2633	2.918	0.9166	1.851	16	0.113
0.08	3.389	0.2666	2.909	0.9333	1.832	17	0.109
0.0833	3.379	0.27	2.902	0.95	1.813	18	0.106
0.0866	3.367	0.2733	2.896	0.9666	1.795	19	0.106
0.09	3.357	0.2766	2.89	0.9833	1.776	20	0.103
0.0933	3.348	0.28	2.88	1	1.757	21	0.1
0.0966	3.335	0.2833	2.874	1.2	1.496	22	0.1
0.1	3.326	0.2866	2.868	1.4	1.33	23	0.097
0.1033	3.317	0.29	2.862	1.6	1.189		
0.1066	3.307	0.2933	2.855	1.8	1.07		
0.11	3.295	0.2966	2.846	2	0.96		
0.1133	3.285	0.3	2.84	2.2	0.872		
0.1166	3.276	0.3033	2.833	2.4	0.794		
0.12	3.266	0.3066	2.827	2.6	0.721		
0.1233	3.257	0.31	2.821	2.8	0.665		
0.1266	3.248	0.3133	2.814	3	0.608		
0.13	3.238	0.3166	2.808	3.2	0.561		
0.1333	3.229	0.32	2.799	3.4	0.517		
0.1366	3.219	0.3233	2.796	3.6	0.483		
0.14	3.21	0.3266	2.786	3.8	0.451		
0.1433	3.204	0.33	2.78	4	0.423		
0.1466	3.194	0.3333	2.774	4.2	0.398		
0.15	3.185	0.35	2.739	4.4	0.376		
0.1533	3.175	0.3666	2.705	4.6	0.354		
0.1566	3.166	0.3833	2.67	4.8	0.335		
0.16	3.16	0.4	2.636	5	0.316		
0.1633	3.15	0.4166	2.604	5.2	0.301		
0.1666	3.141	0.4333	2.573	5.4	0.288		
0.17	3.131	0.45	2.541	5.6	0.276		
0.1733	3.125	0.4666	2.51	5.8	0.263		
0.1766	3.116	0.4833	2.479	6	0.254		
0.18	3.109	0.5	2.45	6.2	0.244		
0.1833	3.1	0.5166	2.422	6.4	0.235		

MW25-15
SE1000C
Environmental Logger
12/02 22:25

Unit# 00001 Test 9

Reference 0.000
Linearity 0.000
Scale factor 9.910
Offset -0.140
Delay mSEC 50.000

VARIABLE UNITS
Elapsed Time Minutes
INPUT 1 Drawdown from Static, feet

Step 0 12/02 08:43:36

Elapsed Time	INPUT 1	Elapsed Time	INPUT 1	Elapsed Time	INPUT 1
0	2.307	0.1866	1.658	0.5333	1.589
0.0033	3.887	0.19	1.658	0.55	1.589
0.0066	2.028	0.1933	1.658	0.5666	1.586
0.01	1.765	0.1966	1.655	0.5833	1.583
0.0133	1.802	0.2	1.652	0.6	1.583
0.0166	1.802	0.2033	1.652	0.6166	1.58
0.02	1.777	0.2066	1.652	0.6333	1.58
0.0233	1.777	0.21	1.649	0.65	1.58
0.0266	1.768	0.2133	1.649	0.6666	1.576
0.03	1.739	0.2166	1.649	0.6833	1.576
0.0333	1.755	0.22	1.645	0.7	1.576
0.0366	1.755	0.2233	1.645	0.7166	1.573
0.04	1.749	0.2266	1.645	0.7333	1.576
0.0433	1.746	0.23	1.645	0.75	1.573
0.0466	1.743	0.2333	1.642	0.7666	1.57
0.05	1.739	0.2366	1.642	0.7833	1.57
0.0533	1.733	0.24	1.642	0.8	1.573
0.0566	1.733	0.2433	1.639	0.8166	1.57
0.06	1.73	0.2466	1.639	0.8333	1.57
0.0633	1.727	0.25	1.636	0.85	1.567
0.0666	1.724	0.2533	1.636	0.8666	1.567
0.07	1.721	0.2566	1.636	0.8833	1.564
0.0733	1.718	0.26	1.636	0.9	1.564
0.0766	1.718	0.2633	1.633	0.9166	1.57
0.08	1.714	0.2666	1.633	0.9333	1.564
0.0833	1.711	0.27	1.633	0.95	1.564
0.0866	1.708	0.2733	1.633	0.9666	1.561
0.09	1.708	0.2766	1.63	0.9833	1.561
0.0933	1.705	0.28	1.63	1	1.561
0.0966	1.702	0.2833	1.63	1.2	1.554
0.1	1.702	0.2866	1.627	1.4	1.548
0.1033	1.699	0.29	1.627	1.6	1.545
0.1066	1.696	0.2933	1.627	1.8	1.539
0.11	1.696	0.2966	1.627	2	1.533
0.1133	1.692	0.3	1.627	2.2	1.529
0.1166	1.692	0.3033	1.623	2.4	1.526
0.12	1.689	0.3066	1.623	2.6	1.523
0.1233	1.689	0.31	1.623	2.8	1.517
0.1266	1.686	0.3133	1.62	3	1.514
0.13	1.683	0.3166	1.62	3.2	1.507
0.1333	1.683	0.32	1.62	3.4	1.504
0.1366	1.68	0.3233	1.62	3.6	1.504
0.14	1.68	0.3266	1.62	3.8	1.498
0.1433	1.677	0.33	1.617	4	1.492
0.1466	1.677	0.3333	1.617	4.2	1.489
0.15	1.677	0.35	1.617	4.4	1.482
0.1533	1.674	0.3666	1.614	4.6	1.479
0.1566	1.67	0.3833	1.611	4.8	1.476
0.16	1.67	0.4	1.608	5	1.473
0.1633	1.667	0.4166	1.605	5.2	1.473
0.1666	1.667	0.4333	1.602	5.4	1.467
0.17	1.667	0.45	1.598	5.6	1.46
0.1733	1.664	0.4666	1.598	5.8	1.457
0.1766	1.664	0.4833	1.595	6	1.457
0.18	1.661	0.5	1.592	6.2	1.451
0.1833	1.661	0.5166	1.595	6.4	1.448

MW25-15
 SE1000C
 Environmental Logger
 12/02 22:25

Unit# 00001 Test 9

Reference	0.000	VARIABLE	UNITS
Linearity	0.000	Elapsed Time	Minutes
Scale factor	9.910	INPUT 1	Drawdown from Static, feet
Offset	-0.140		
Delay mSEC	50.000		

Step 0 12/02 08:43:36

Elapsed Time	INPUT 1	Elapsed Time	INPUT 1	Elapsed Time	INPUT 1
6.6	1.445	49	0.871	105	0.451
6.8	1.442	50	0.865	106	0.451
7	1.438	51	0.855	107	0.448
7.2	1.432	52	0.843	108	0.442
7.4	1.429	53	0.833	109	0.442
7.6	1.426	54	0.824	110	0.435
7.8	1.423	55	0.815	111	0.429
8	1.42	56	0.805	112	0.426
8.2	1.417	57	0.796	113	0.416
8.4	1.413	58	0.786	114	0.413
8.6	1.407	59	0.777	115	0.41
8.8	1.407	60	0.768	116	0.404
9	1.401	61	0.758	117	0.401
9.2	1.398	62	0.752	118	0.395
9.4	1.395	63	0.743		
9.6	1.391	64	0.733		
9.8	1.388	65	0.724		
10	1.388	66	0.714		
11	1.37	67	0.708		
12	1.354	68	0.699		
13	1.335	69	0.689		
14	1.319	70	0.683		
15	1.304	71	0.674		
16	1.291	72	0.667		
17	1.275	73	0.658		
18	1.26	74	0.655		
19	1.247	75	0.645		
20	1.232	76	0.639		
21	1.216	77	0.633		
22	1.203	78	0.623		
23	1.191	79	0.617		
24	1.175	80	0.608		
25	1.163	81	0.601		
26	1.147	82	0.595		
27	1.134	83	0.586		
28	1.119	84	0.579		
29	1.109	85	0.57		
30	1.097	86	0.567		
31	1.084	87	0.561		
32	1.069	88	0.554		
33	1.056	89	0.548		
34	1.043	90	0.542		
35	1.031	91	0.536		
36	1.018	92	0.529		
37	1.009	93	0.523		
38	0.996	94	0.517		
39	0.987	95	0.511		
40	0.971	96	0.504		
41	0.959	97	0.501		
42	0.949	98	0.492		
43	0.94	99	0.489		
44	0.927	100	0.485		
45	0.915	101	0.479		
46	0.906	102	0.473		
47	0.893	103	0.47		
48	0.884	104	0.457		

MW25-16D
SE1000C
Environmental Logger
12/01 18:36

Unit# 00001 Test 5

Reference 0.000
Linearity 0.010
Scale factor 9.940
Offset -0.020
Delay mSEC 50.000

VARIABLE UNITS
Elapsed Time Minutes
INPUT 1 Drawdown from Static, feet

Step 0 12/01 11:02:30

Elapsed Time	INPUT 1	Elapsed Time	INPUT 1	Elapsed Time	INPUT 1	Elapsed Time	INPUT 1
0	7.297	0.1866	2.94	0.5333	2.32	6.6	0.519
0.0033	2.818	0.19	2.934	0.55	2.298	6.8	0.507
0.0066	3.68	0.1933	2.925	0.5666	2.273	7	0.497
0.01	3.605	0.1966	2.918	0.5833	2.251	7.2	0.488
0.0133	3.57	0.2	2.909	0.6	2.229	7.4	0.475
0.0166	3.538	0.2033	2.903	0.6166	2.21	7.6	0.469
0.02	3.586	0.2066	2.893	0.6333	2.188	7.8	0.456
0.0233	3.494	0.21	2.887	0.65	2.169	8	0.45
0.0266	3.476	0.2133	2.88	0.6666	2.147	8.2	0.44
0.03	3.453	0.2166	2.871	0.6833	2.128	8.4	0.431
0.0333	3.428	0.22	2.865	0.7	2.109	8.6	0.425
0.0366	3.409	0.2233	2.859	0.7166	2.09	8.8	0.415
0.04	3.397	0.2266	2.852	0.7333	2.071	9	0.409
0.0433	3.381	0.23	2.843	0.75	2.052	9.2	0.403
0.0466	3.365	0.2333	2.836	0.7666	2.037	9.4	0.393
0.05	3.35	0.2366	2.83	0.7833	2.018	9.6	0.39
0.0533	3.337	0.24	2.824	0.8	2.002	9.8	0.384
0.0566	3.324	0.2433	2.818	0.8166	1.983	10	0.374
0.06	3.312	0.2466	2.811	0.8333	1.968	11	0.349
0.0633	3.299	0.25	2.805	0.85	1.952	12	0.321
0.0666	3.287	0.2533	2.796	0.8666	1.936	13	0.302
0.07	3.274	0.2566	2.789	0.8833	1.92	14	0.283
0.0733	3.265	0.26	2.783	0.9	1.905	15	0.267
0.0766	3.252	0.2633	2.777	0.9166	1.889	16	0.252
0.08	3.236	0.2666	2.77	0.9333	1.873	17	0.242
0.0833	3.227	0.27	2.764	0.95	1.861	18	0.229
0.0866	3.214	0.2733	2.758	0.9666	1.845	19	0.217
0.09	3.205	0.2766	2.752	0.9833	1.829	20	0.207
0.0933	3.192	0.28	2.745	1	1.816	21	0.198
0.0966	3.183	0.2833	2.739	1.2	1.621	22	0.192
0.1	3.173	0.2866	2.729	1.4	1.492	23	0.182
0.1033	3.167	0.29	2.726	1.6	1.385	24	0.176
0.1066	3.154	0.2933	2.72	1.8	1.287	25	0.166
0.11	3.148	0.2966	2.714	2	1.206	26	0.16
0.1133	3.136	0.3	2.707	2.2	1.133	27	0.154
0.1166	3.126	0.3033	2.701	2.4	1.07	28	0.151
0.12	3.117	0.3066	2.695	2.6	1.013	29	0.144
0.1233	3.107	0.31	2.689	2.8	0.963	30	0.141
0.1266	3.098	0.3133	2.682	3	0.916	31	0.135
0.13	3.088	0.3166	2.676	3.2	0.875	32	0.135
0.1333	3.079	0.32	2.67	3.4	0.84	33	0.129
0.1366	3.073	0.3233	2.663	3.6	0.803	34	0.126
0.14	3.063	0.3266	2.657	3.8	0.771	35	0.119
0.1433	3.054	0.33	2.651	4	0.746	36	0.116
0.1466	3.044	0.3333	2.648	4.2	0.721	37	0.116
0.15	3.035	0.35	2.616	4.4	0.696	38	0.11
0.1533	3.022	0.3666	2.585	4.6	0.673	39	0.11
0.1566	3.016	0.3833	2.553	4.8	0.651	40	0.107
0.16	3.006	0.4	2.525	5	0.633		
0.1633	2.997	0.4166	2.496	5.2	0.617		
0.1666	2.991	0.4333	2.471	5.4	0.601		
0.17	2.981	0.45	2.443	5.6	0.588		
0.1733	2.975	0.4666	2.418	5.8	0.573		
0.1766	2.966	0.4833	2.393	6	0.56		
0.18	2.959	0.5	2.367	6.2	0.541		
0.1833	2.95	0.5166	2.345	6.4	0.529		

MW25-17
SE1000C
Environmental Logger
12/03 11:11

Unit# 00001 Test 14

Reference 0.000
Linearity 0.010
Scale factor 9.940
Offset -0.020
Delay mSEC 50.000

VARIABLE
Elapsed Time
INPUT 1
UNITS
Minutes
Drawdown from Static, feet

Step 0 12/03 09:18:55

Elapsed Time	INPUT 1	Elapsed Time	INPUT 1	Elapsed Time	INPUT 1	Elapsed Time	INPUT 1
0	0.166	0.1866	1.569	0.5333	1.415	6.6	0.324
0.0033	2.576	0.19	1.566	0.55	1.406	6.8	0.311
0.0066	7.592	0.1933	1.566	0.5666	1.399	7	0.298
0.01	-3.184	0.1966	1.563	0.5833	1.396	7.2	0.286
0.0133	2.406	0.2	1.56	0.6	1.393	7.4	0.273
0.0166	3.271	0.2033	1.56	0.6166	1.387	7.6	0.264
0.02	0.066	0.2066	1.557	0.6333	1.377	7.8	0.254
0.0233	2.891	0.21	1.557	0.65	1.371	8	0.248
0.0266	1.384	0.2133	1.557	0.6666	1.365	8.2	0.232
0.03	1.579	0.2166	1.554	0.6833	1.362	8.4	0.223
0.0333	2.057	0.22	1.55	0.7	1.352	8.6	0.217
0.0366	1.39	0.2233	1.55	0.7166	1.346	8.8	0.21
0.04	1.849	0.2266	1.547	0.7333	1.343	9	0.201
0.0433	1.676	0.23	1.544	0.75	1.333	9.2	0.195
0.0466	1.617	0.2333	1.544	0.7666	1.33	9.4	0.185
0.05	1.758	0.2366	1.544	0.7833	1.327	9.6	0.182
0.0533	1.62	0.24	1.541	0.8	1.315	9.8	0.176
0.0566	1.686	0.2433	1.541	0.8166	1.311	10	0.169
0.06	1.679	0.2466	1.538	0.8333	1.305	11	0.141
0.0633	1.648	0.25	1.538	0.85	1.302	12	0.122
0.0666	1.67	0.2533	1.535	0.8666	1.293	13	0.106
0.07	1.654	0.2566	1.535	0.8833	1.286	14	0.094
0.0733	1.657	0.26	1.532	0.9	1.283	15	0.081
0.0766	1.648	0.2633	1.528	0.9166	1.277	16	0.072
0.08	1.642	0.2666	1.528	0.9333	1.274	17	0.069
0.0833	1.642	0.27	1.528	0.95	1.267	18	0.062
0.0866	1.632	0.2733	1.528	0.9666	1.261	19	0.056
0.09	1.632	0.2766	1.525	0.9833	1.255	20	0.056
0.0933	1.629	0.28	1.522	1	1.248	21	0.05
0.0966	1.626	0.2833	1.522	1.2	1.176	22	0.047
0.1	1.623	0.2866	1.519	1.4	1.12	23	0.047
0.1033	1.62	0.29	1.519	1.6	1.063	24	0.04
0.1066	1.617	0.2933	1.516	1.8	1.009	25	0.037
0.11	1.617	0.2966	1.516	2	0.959	26	0.037
0.1133	1.61	0.3	1.516	2.2	0.912	27	0.034
0.1166	1.61	0.3033	1.513	2.4	0.868	28	0.034
0.12	1.607	0.3066	1.513	2.6	0.827	29	0.031
0.1233	1.607	0.31	1.51	2.8	0.792	30	0.031
0.1266	1.604	0.3133	1.506	3	0.748		
0.13	1.601	0.3166	1.506	3.2	0.714		
0.1333	1.598	0.32	1.506	3.4	0.679		
0.1366	1.595	0.3233	1.503	3.6	0.648		
0.14	1.595	0.3266	1.5	3.8	0.616		
0.1433	1.591	0.33	1.503	4	0.588		
0.1466	1.588	0.3333	1.5	4.2	0.56		
0.15	1.588	0.35	1.491	4.4	0.534		
0.1533	1.585	0.3666	1.484	4.6	0.509		
0.1566	1.585	0.3833	1.475	4.8	0.487		
0.16	1.582	0.4	1.469	5	0.468		
0.1633	1.582	0.4166	1.462	5.2	0.443		
0.1666	1.579	0.4333	1.453	5.4	0.424		
0.17	1.579	0.45	1.447	5.6	0.405		
0.1733	1.576	0.4666	1.44	5.8	0.386		
0.1766	1.573	0.4833	1.434	6	0.374		
0.18	1.573	0.5	1.428	6.2	0.355		
0.1833	1.569	0.5166	1.421	6.4	0.339		

MW25-18
 Hand-run Slug test with Stopwatch and Electronic
 Water Level Meter
 12/04/95 1:49pm

VARIABLE		UNITS	
Elapsed Time		Minutes	
INPUT 1		Drawdown from Static, feet	
Elapsed Time	INPUT 1	Elapsed Time	INPUT 1
-----	-----	-----	-----
0.33	2.26	12.48	1.23
0.38	2.15	13.32	1.21
0.43	2.06	14.28	1.19
0.48	2	15.47	1.17
0.52	1.91	16.32	1.15
0.57	1.88	18	1.1
0.62	1.85	20.38	1.07
0.67	1.8	21.9	1.05
0.77	1.75	23.15	1.03
0.83	1.73	24.25	1.01
0.9	1.71	25.68	0.99
0.97	1.69	26.77	0.97
1.08	1.67	28.67	0.93
1.18	1.65	30.45	0.86
1.32	1.63	31.63	0.81
1.48	1.61	32.3	0.79
1.72	1.59	32.7	0.77
1.97	1.57	33.3	0.75
2.28	1.55	34.5	0.71
2.47	1.53	36.57	0.65
2.93	1.51	37.78	0.61
3.43	1.49	39.32	0.57
3.82	1.47	41.85	0.51
4.32	1.45	43.63	0.47
4.88	1.43	46.77	0.41
5.52	1.41	49.43	0.36
6.18	1.39	52.77	0.31
6.77	1.37	57.37	0.25
7.43	1.35	61.62	0.21
8.23	1.33	65.95	0.17
9	1.31	72.63	0.13
9.88	1.29	76.78	0.11
10.67	1.27	80.48	0.09
11.55	1.25	85.97	0.07

MW25-19
SE1000C
Environmental Logger
12/02 22:17

Unit# 00001 Test 11

Reference 0.000
Linearity 0.010
Scale factor 9.940
Offset -0.020
Delay mSEC 50.000

VARIABLE
Elapsed Time
INPUT 1
UNITS
Minutes
Drawdown from Static, feet

Step 0 12/02 13:25:26

Elapsed Time	INPUT 1	Elapsed Time	INPUT 1	Elapsed Time	INPUT 1	Elapsed Time	INPUT 1
0	0.802	0.1866	1.469	0.5333	1.198	6.6	0.059
0.0033	1.151	0.19	1.465	0.55	1.189	6.8	0.059
0.0066	2.755	0.1933	1.462	0.5666	1.176	7	0.053
0.01	1.579	0.1966	1.459	0.5833	1.167	7.2	0.05
0.0133	1.296	0.2	1.456	0.6	1.157	7.4	0.047
0.0166	2.117	0.2033	1.453	0.6166	1.148	7.6	0.044
0.02	1.739	0.2066	1.45	0.6333	1.135	7.8	0.044
0.0233	1.462	0.21	1.447	0.65	1.126	8	0.04
0.0266	1.84	0.2133	1.443	0.6666	1.113	8.2	0.037
0.03	1.739	0.2166	1.44	0.6833	1.104	8.4	0.034
0.0333	1.56	0.22	1.44	0.7	1.094	8.6	0.034
0.0366	1.714	0.2233	1.437	0.7166	1.085	8.8	0.031
0.04	1.704	0.2266	1.434	0.7333	1.072	9	0.031
0.0433	1.604	0.23	1.431	0.75	1.066	9.2	0.031
0.0466	1.66	0.2333	1.425	0.7666	1.053	9.4	0.028
0.05	1.67	0.2366	1.425	0.7833	1.044	9.6	0.028
0.0533	1.616	0.24	1.421	0.8	1.034	9.8	0.025
0.0566	1.632	0.2433	1.418	0.8166	1.028	10	0.025
0.06	1.638	0.2466	1.415	0.8333	1.019	11	0.018
0.0633	1.61	0.25	1.412	0.85	1.009	12	0.018
0.0666	1.613	0.2533	1.409	0.8666	0.997	13	0.015
0.07	1.616	0.2566	1.406	0.8833	0.99	14	0.012
0.0733	1.601	0.26	1.403	0.9	0.984	15	0.012
0.0766	1.598	0.2633	1.403	0.9166	0.972	16	0.009
0.08	1.594	0.2666	1.399	0.9333	0.965	17	0.006
0.0833	1.588	0.27	1.396	0.95	0.956	18	0.006
0.0866	1.582	0.2733	1.393	0.9666	0.946	19	0.006
0.09	1.579	0.2766	1.39	0.9833	0.937	20	0.006
0.0933	1.575	0.28	1.387	1	0.931	21	0.006
0.0966	1.569	0.2833	1.384	1.2	0.814	22	0.006
0.1	1.566	0.2866	1.384	1.4	0.729	23	0.006
0.1033	1.563	0.29	1.38	1.6	0.654	24	0.009
0.1066	1.557	0.2933	1.377	1.8	0.585	25	0.009
0.11	1.553	0.2966	1.374	2	0.522	26	0.009
0.1133	1.55	0.3	1.371	2.2	0.468	27	0.009
0.1166	1.544	0.3033	1.371	2.4	0.418	28	0.006
0.12	1.541	0.3066	1.368	2.6	0.374	29	0.006
0.1233	1.535	0.31	1.365	2.8	0.336	30	0.009
0.1266	1.531	0.3133	1.362	3	0.301	31	0.006
0.13	1.528	0.3166	1.358	3.2	0.27	32	0.009
0.1333	1.522	0.32	1.355	3.4	0.245	33	0.006
0.1366	1.522	0.3233	1.355	3.6	0.223	34	0.006
0.14	1.519	0.3266	1.352	3.8	0.201	35	0.003
0.1433	1.513	0.33	1.349	4	0.182	36	0.003
0.1466	1.509	0.3333	1.346	4.2	0.163	37	0.003
0.15	1.506	0.35	1.333	4.4	0.151	38	0
0.1533	1.503	0.3666	1.321	4.6	0.135	39	0
0.1566	1.5	0.3833	1.305	4.8	0.125	40	0
0.16	1.494	0.4	1.292	5	0.113	41	0.003
0.1633	1.491	0.4166	1.283	5.2	0.103	42	0
0.1666	1.487	0.4333	1.27	5.4	0.097	43	0
0.17	1.484	0.45	1.258	5.6	0.091	44	0.003
0.1733	1.481	0.4666	1.245	5.8	0.084	45	0.003
0.1766	1.478	0.4833	1.233	6	0.078	46	0
0.18	1.475	0.5	1.223	6.2	0.069	47	0
0.1833	1.472	0.5166	1.211	6.4	0.066		

0.0833	1.344	1.3105	0.03352	1
0.0866	1.341	1.3105	0.03055	1
0.09	1.335	1.3104	0.024581	1
0.0933	1.341	1.3104	0.030611	1
0.0966	1.338	1.3104	0.027641	1
0.1	1.335	1.3103	0.024672	1
0.1033	1.335	1.3103	0.024702	1
0.1066	1.335	1.3103	0.024733	1
0.11	1.332	1.3102	0.021764	1
0.1133	1.332	1.3102	0.021794	1
0.1166	1.332	1.3102	0.021824	1
0.12	1.332	1.3101	0.021855	1
0.1233	1.332	1.3101	0.021885	1
0.1266	1.332	1.3101	0.021915	1
0.13	1.329	1.3101	0.018946	1
0.1333	1.329	1.31	0.018976	1
0.1366	1.326	1.31	0.016007	1
0.14	1.329	1.31	0.019038	1
0.1433	1.332	1.3099	0.022068	1
0.1466	1.329	1.3099	0.019098	1
0.15	1.332	1.3099	0.022129	1
0.1533	1.332	1.3098	0.022159	1
0.1566	1.329	1.3098	0.019189	1
0.16	1.329	1.3098	0.01922	1
0.1633	1.332	1.3097	0.02225	1
0.1666	1.329	1.3097	0.019281	1
0.17	1.326	1.3097	0.016312	1
0.1733	1.329	1.3097	0.019342	1
0.1766	1.326	1.3096	0.016372	1
0.18	1.322	1.3096	0.012403	1
0.1833	1.326	1.3096	0.016433	1
0.1866	1.322	1.3095	0.012463	1
0.19	1.319	1.3095	0.0094942	1
0.1933	1.326	1.3095	0.016524	1
0.1966	1.319	1.3094	0.0095545	1
0.2	1.322	1.3094	0.012586	1
0.2033	1.326	1.3094	0.016616	1
0.2066	1.319	1.3094	0.0096458	1
0.21	1.329	1.3093	0.019677	1
0.2133	1.335	1.3093	0.025707	1
0.2166	1.335	1.3093	0.025737	1
0.22	1.329	1.3092	0.019768	1
0.2233	1.329	1.3092	0.019798	1
0.2266	1.329	1.3092	0.019828	1
0.23	1.332	1.3091	0.022859	1
0.2333	1.326	1.3091	0.016889	1
0.2366	1.329	1.3091	0.01992	1
0.24	1.329	1.309	0.019951	1
0.2433	1.329	1.309	0.019981	1
0.2466	1.329	1.309	0.020011	1
0.25	1.329	1.309	0.020042	1
0.2533	1.329	1.3089	0.020072	1
0.2566	1.319	1.3089	0.010102	1
0.26	1.322	1.3089	0.013133	1
0.2633	1.329	1.3088	0.020163	1
0.2666	1.322	1.3088	0.013193	1
0.27	1.322	1.3088	0.013224	1
0.2733	1.322	1.3087	0.013254	1
0.2766	1.326	1.3087	0.017285	1

0.28	1.326	1.3087	0.017316	1
0.2833	1.322	1.3087	0.013346	1
0.2866	1.326	1.3086	0.017376	1
0.29	1.326	1.3086	0.017407	1
0.2933	1.322	1.3086	0.013437	1
0.2966	1.322	1.3085	0.013467	1
0.3	1.319	1.3085	0.010498	1
0.3033	1.322	1.3085	0.013528	1
0.3066	1.322	1.3084	0.013558	1
0.31	1.322	1.3084	0.013589	1
0.3133	1.322	1.3084	0.013619	1
0.3166	1.322	1.3084	0.01365	1
0.32	1.326	1.3083	0.017681	1
0.3233	1.319	1.3083	0.010711	1
0.3266	1.322	1.3083	0.013741	1
0.33	1.326	1.3082	0.017772	1
0.3333	1.322	1.3082	0.013802	1
0.35	1.319	1.308	0.010954	1
0.3666	1.319	1.3079	0.011106	1
0.3833	1.319	1.3077	0.011258	1
0.4	1.319	1.3076	0.01141	1
0.4166	1.316	1.3074	0.0085614	1
0.4333	1.319	1.3073	0.011714	1
0.45	1.319	1.3071	0.011866	1
0.4666	1.319	1.307	0.012017	1
0.4833	1.316	1.3068	0.0091692	1
0.5	1.319	1.3067	0.012321	1
0.5166	1.322	1.3065	0.015473	1
0.5333	1.319	1.3064	0.012625	1
0.55	1.319	1.3062	0.012777	1
0.5666	1.316	1.3061	0.0099279	1
0.5833	1.319	1.3059	0.01308	1
0.6	1.313	1.3058	0.007232	1
0.6166	1.313	1.3056	0.0073831	1
0.6333	1.316	1.3055	0.010535	1
0.65	1.316	1.3053	0.010687	1
0.6666	1.313	1.3052	0.0078382	1
0.6833	1.31	1.305	0.0049901	1
0.7	1.31	1.3049	0.0051421	1
0.7166	1.31	1.3047	0.0052931	1
0.7333	1.31	1.3046	0.005445	1
0.75	1.31	1.3044	0.0055969	1
0.7666	1.31	1.3043	0.0057478	1
0.7833	1.31	1.3041	0.0058997	1
0.8	1.31	1.3039	0.0060515	1
0.8166	1.31	1.3038	0.0062024	1
0.8333	1.307	1.3036	0.0033542	1
0.85	1.31	1.3035	0.006506	1
0.8666	1.307	1.3033	0.0036568	1
0.8833	1.307	1.3032	0.0038085	1
0.9	1.307	1.303	0.0039603	1
0.9166	1.307	1.3029	0.0041111	1
0.9333	1.307	1.3027	0.0042627	1
0.95	1.307	1.3026	0.0044144	1
0.9666	1.307	1.3024	0.0045652	1
0.9833	1.307	1.3023	0.0047168	1
1	1.307	1.3021	0.0048684	1
1.2	1.304	1.3003	0.0036828	1
1.4	1.3	1.2985	0.0014947	1
1.6	1.294	1.2967	-0.002696	1

1.8	1.291	1.2949	-0.0038892	1
2	1.291	1.2931	-0.0020849	1
2.2	1.291	1.2913	-0.00028313	1
2.4	1.285	1.2895	-0.0044839	1
2.6	1.282	1.2877	-0.0056871	1
2.8	1.278	1.2859	-0.0078928	1
3	1.275	1.2841	-0.0091011	1
3.2	1.275	1.2823	-0.0073118	1
3.4	1.275	1.2805	-0.005525	1
3.6	1.269	1.2787	-0.0097408	1
3.8	1.266	1.277	-0.010959	1
4	1.263	1.2752	-0.01218	1
4.2	1.26	1.2734	-0.013403	1
4.4	1.26	1.2716	-0.011628	1
4.6	1.26	1.2699	-0.0098566	1
4.8	1.253	1.2681	-0.015087	1
5	1.253	1.2663	-0.01332	1
5.2	1.253	1.2646	-0.011556	1
5.4	1.25	1.2628	-0.012794	1
5.6	1.247	1.261	-0.014034	1
5.8	1.244	1.2593	-0.015277	1
6	1.241	1.2575	-0.016522	1
6.2	1.241	1.2558	-0.01477	1
6.4	1.241	1.254	-0.01302	1
6.6	1.234	1.2523	-0.018273	1
6.8	1.231	1.2505	-0.019528	1
7	1.234	1.2488	-0.014786	1
7.2	1.231	1.247	-0.016046	1
7.4	1.225	1.2453	-0.020308	1
7.6	1.225	1.2436	-0.018573	1
7.8	1.222	1.2418	-0.01984	1
8	1.222	1.2401	-0.01811	1
8.2	1.219	1.2384	-0.019382	1
8.4	1.219	1.2367	-0.017656	1
8.6	1.215	1.2349	-0.019933	1
8.8	1.212	1.2332	-0.021212	1
9	1.212	1.2315	-0.019494	1
9.2	1.209	1.2298	-0.020778	1
9.4	1.206	1.2281	-0.022064	1
9.6	1.209	1.2264	-0.017353	1
9.8	1.206	1.2246	-0.018644	1
10	1.206	1.2229	-0.016938	1
11	1.197	1.2144	-0.017441	1
12	1.184	1.206	-0.022004	1
13	1.178	1.1976	-0.019625	1
14	1.165	1.1893	-0.024304	1
15	1.156	1.181	-0.025042	1
16	1.146	1.1728	-0.026836	1
17	1.137	1.1647	-0.027688	1
18	1.127	1.1566	-0.029596	1
19	1.118	1.1486	-0.030561	1
20	1.112	1.1406	-0.028581	1
21	1.102	1.1327	-0.030656	1
22	1.096	1.1248	-0.028787	1
23	1.087	1.117	-0.029973	1
24	1.077	1.1092	-0.032212	1
25	1.068	1.1015	-0.033506	1
26	1.061	1.0939	-0.032853	1
27	1.055	1.0863	-0.031254	1
28	1.046	1.0787	-0.032707	1

29	1.039	1.0712	-0.032212	1
30	1.03	1.0638	-0.03377	1
31	1.024	1.0564	-0.032379	1
32	1.014	1.049	-0.03504	1
33	1.008	1.0418	-0.033752	1
34	1.002	1.0345	-0.032514	1
35	0.995	1.0273	-0.032327	1
36	0.986	1.0202	-0.034189	1
37	0.98	1.0131	-0.033101	1
38	0.973	1.0061	-0.033063	1
39	0.964	0.99907	-0.035073	1
40	0.957	0.99213	-0.035132	1
41	0.951	0.98524	-0.034239	1
42	0.945	0.97839	-0.033394	1
43	0.939	0.9716	-0.032596	1
44	0.929	0.96485	-0.035846	1
45	0.923	0.95814	-0.035143	1
46	0.917	0.95149	-0.034486	1
47	0.91	0.94488	-0.034875	1
48	0.904	0.93831	-0.034311	1
49	0.898	0.93179	-0.033792	1
50	0.891	0.92532	-0.034318	1
51	0.885	0.91889	-0.033889	1
52	0.882	0.91251	-0.030505	1
53	0.873	0.90617	-0.033166	1
54	0.866	0.89987	-0.03387	1
55	0.86	0.89362	-0.033618	1
56	0.857	0.88741	-0.030409	1
57	0.851	0.88124	-0.030244	1
58	0.844	0.87512	-0.031122	1
59	0.838	0.86904	-0.031042	1
60	0.832	0.863	-0.031004	1
61	0.829	0.85701	-0.028008	1
62	0.822	0.85105	-0.029054	1
63	0.816	0.84514	-0.029141	1
64	0.81	0.83927	-0.029269	1
65	0.803	0.83344	-0.030439	1
66	0.8	0.82765	-0.027648	1
67	0.794	0.8219	-0.027898	1
68	0.788	0.81619	-0.028188	1
69	0.784	0.81052	-0.026517	1
70	0.778	0.80489	-0.026886	1
71	0.775	0.79929	-0.024294	1
72	0.769	0.79374	-0.024741	1
73	0.762	0.78823	-0.026226	1
74	0.759	0.78275	-0.02375	1
75	0.753	0.77731	-0.024312	1
76	0.747	0.77191	-0.024911	1
77	0.744	0.76655	-0.022548	1
78	0.744	0.76122	-0.017223	1
79	0.731	0.75593	-0.024934	1
80	0.728	0.75068	-0.022682	1
81	0.725	0.74547	-0.020467	1
82	0.725	0.74029	-0.015287	1
83	0.725	0.73514	-0.010144	1
84	0.718	0.73004	-0.012037	1
85	0.715	0.72496	-0.0099648	1
86	0.712	0.71993	-0.007928	1
87	0.7	0.71493	-0.014926	1
88	0.696	0.70996	-0.013959	1

89	0.696	0.70503	-0.0090267	1
90	0.687	0.70013	-0.013128	1
91	0.684	0.69526	-0.011264	1
92	0.677	0.69043	-0.013434	1
93	0.674	0.68564	-0.011637	1
94	0.668	0.68087	-0.012873	1
95	0.665	0.67614	-0.011143	1
96	0.665	0.67145	-0.0064455	1
97	0.659	0.66678	-0.0077805	1
98	0.652	0.66215	-0.010148	1
99	0.652	0.65755	-0.0055477	1
100	0.646	0.65298	-0.0069793	1
101	0.643	0.64844	-0.0054427	1
102	0.643	0.64394	-0.00093753	1
103	0.64	0.63946	0.00053628	1
104	0.627	0.63502	-0.008021	1
105	0.624	0.63061	-0.0066091	1
106	0.621	0.62623	-0.0052279	1
107	0.618	0.62188	-0.0038771	1
108	0.611	0.61756	-0.0065566	1
109	0.605	0.61327	-0.008266	1
110	0.602	0.60901	-0.0070053	1
111	0.602	0.60477	-0.0027742	1
112	0.599	0.60057	-0.0015725	1
113	0.593	0.5964	-0.0033999	1
114	0.589	0.59226	-0.0032564	1
115	0.589	0.58814	0.00085838	1
116	0.586	0.58406	0.0019446	1
117	0.583	0.58	0.0030023	1
118	0.58	0.57597	0.0040319	1
119	0.577	0.57197	0.0050335	1
120	0.574	0.56799	0.0060073	1
121	0.567	0.56405	0.0029535	1
122	0.564	0.56013	0.0038723	1
123	0.561	0.55624	0.0047638	1
124	0.561	0.55237	0.0086283	1
125	0.555	0.54853	0.006466	1
126	0.552	0.54472	0.007277	1
127	0.555	0.54094	0.014061	1
128	0.558	0.53718	0.02082	1
129	0.542	0.53345	0.0085518	1
130	0.549	0.52974	0.019258	1
131	0.545	0.52606	0.018938	1
132	0.533	0.52241	0.010593	1
133	0.542	0.51878	0.023223	1
134	0.533	0.51517	0.017827	1
135	0.527	0.51159	0.015406	1
136	0.533	0.50804	0.024961	1
137	0.523	0.50451	0.01849	1
138	0.517	0.501	0.015995	1
139	0.52	0.49752	0.022476	1
140	0.511	0.49407	0.016933	1
141	0.508	0.49063	0.017365	1
142	0.508	0.48723	0.020774	1
143	0.508	0.48384	0.024159	1
144	0.501	0.48048	0.020521	1
145	0.498	0.47714	0.020859	1
146	0.495	0.47383	0.021174	1
147	0.492	0.47053	0.021466	1
148	0.489	0.46727	0.021735	1

0.02	2.805	2.5755	0.22945	1
0.0233	2.724	2.5753	0.14873	1
0.0266	2.758	2.575	0.18301	1
0.03	2.721	2.5747	0.1463	1
0.0333	2.73	2.5744	0.15557	1
0.0366	2.708	2.5741	0.13385	1
0.04	2.705	2.5739	0.13114	1
0.0433	2.705	2.5736	0.13142	1
0.0466	2.702	2.5733	0.12869	1
0.05	2.689	2.573	0.11598	1
0.0533	2.686	2.5727	0.11326	1
0.0566	2.677	2.5725	0.10454	1
0.06	2.674	2.5722	0.10182	1
0.0633	2.667	2.5719	0.095102	1
0.0666	2.667	2.5716	0.09538	1
0.07	2.664	2.5713	0.092666	1
0.0733	2.661	2.5711	0.089944	1
0.0766	2.658	2.5708	0.087222	1
0.08	2.655	2.5705	0.084508	1
0.0833	2.655	2.5702	0.084786	1
0.0866	2.649	2.5699	0.079064	1
0.09	2.649	2.5697	0.07935	1
0.0933	2.645	2.5694	0.075628	1
0.0966	2.645	2.5691	0.075905	1
0.1	2.642	2.5688	0.073191	1
0.1033	2.639	2.5685	0.070469	1
0.1066	2.639	2.5683	0.070746	1
0.11	2.633	2.568	0.065032	1
0.1133	2.63	2.5677	0.06231	1
0.1166	2.633	2.5674	0.065587	1
0.12	2.624	2.5671	0.056873	1
0.1233	2.63	2.5668	0.063151	1
0.1266	2.627	2.5666	0.060428	1
0.13	2.624	2.5663	0.057714	1
0.1333	2.624	2.566	0.057991	1
0.1366	2.62	2.5657	0.054268	1
0.14	2.62	2.5654	0.054554	1
0.1433	2.617	2.5652	0.051831	1
0.1466	2.62	2.5649	0.055109	1
0.15	2.614	2.5646	0.049394	1
0.1533	2.617	2.5643	0.052671	1
0.1566	2.614	2.5641	0.049948	1
0.16	2.614	2.5638	0.050234	1
0.1633	2.611	2.5635	0.047511	1
0.1666	2.611	2.5632	0.047788	1
0.17	2.611	2.5629	0.048073	1
0.1733	2.608	2.5626	0.04535	1
0.1766	2.608	2.5624	0.045627	1
0.18	2.608	2.5621	0.045913	1
0.1833	2.608	2.5618	0.046189	1
0.1866	2.605	2.5615	0.043466	1
0.19	2.605	2.5612	0.043752	1
0.1933	2.605	2.561	0.044028	1
0.1966	2.602	2.5607	0.041305	1
0.2	2.598	2.5604	0.03759	1
0.2033	2.598	2.5601	0.037867	1
0.2066	2.598	2.5599	0.038144	1
0.21	2.598	2.5596	0.038429	1
0.2133	2.598	2.5593	0.038705	1

0.2166	2.595	2.559	0.035982	1
0.22	2.595	2.5587	0.036267	1
0.2233	2.595	2.5585	0.036543	1
0.2266	2.592	2.5582	0.03382	1
0.23	2.592	2.5579	0.034105	1
0.2333	2.592	2.5576	0.034381	1
0.2366	2.592	2.5573	0.034657	1
0.24	2.592	2.5571	0.034942	1
0.2433	2.592	2.5568	0.035218	1
0.2466	2.589	2.5565	0.032495	1
0.25	2.589	2.5562	0.032779	1
0.2533	2.586	2.5559	0.030056	1
0.2566	2.589	2.5557	0.033332	1
0.26	2.586	2.5554	0.030616	1
0.2633	2.589	2.5551	0.033892	1
0.2666	2.583	2.5548	0.028169	1
0.27	2.583	2.5545	0.028453	1
0.2733	2.583	2.5543	0.028729	1
0.2766	2.583	2.554	0.029005	1
0.28	2.58	2.5537	0.02629	1
0.2833	2.58	2.5534	0.026566	1
0.2866	2.58	2.5532	0.026841	1
0.29	2.58	2.5529	0.027126	1
0.2933	2.58	2.5526	0.027402	1
0.2966	2.58	2.5523	0.027677	1
0.3	2.576	2.552	0.023962	1
0.3033	2.576	2.5518	0.024237	1
0.3066	2.576	2.5515	0.024513	1
0.31	2.573	2.5512	0.021797	1
0.3133	2.573	2.5509	0.022073	1
0.3166	2.573	2.5507	0.022349	1
0.32	2.573	2.5504	0.022633	1
0.3233	2.573	2.5501	0.022908	1
0.3266	2.573	2.5498	0.023184	1
0.33	2.57	2.5495	0.020468	1
0.3333	2.57	2.5493	0.020743	1
0.35	2.567	2.5479	0.019137	1
0.3666	2.564	2.5465	0.017522	1
0.3833	2.561	2.5451	0.015914	1
0.4	2.555	2.5437	0.011306	1
0.4166	2.551	2.5423	0.0086882	1
0.4333	2.548	2.5409	0.0070782	1
0.45	2.545	2.5395	0.0054675	1
0.4666	2.545	2.5382	0.0068477	1
0.4833	2.542	2.5368	0.0052355	1
0.5	2.539	2.5354	0.0036225	1
0.5166	2.536	2.534	0.0020005	1
0.5333	2.533	2.5326	0.00038598	1
0.55	2.529	2.5312	-0.0022293	1
0.5666	2.526	2.5299	-0.0038536	1
0.5833	2.526	2.5285	-0.0024703	1
0.6	2.523	2.5271	-0.0040879	1
0.6166	2.52	2.5257	-0.0057144	1
0.6333	2.517	2.5243	-0.0073334	1
0.65	2.514	2.523	-0.0089532	1
0.6666	2.511	2.5216	-0.010582	1
0.6833	2.508	2.5202	-0.012203	1
0.7	2.508	2.5188	-0.010825	1
0.7166	2.504	2.5175	-0.013456	1
0.7333	2.501	2.5161	-0.01508	1

0.75	2.498	2.5147	-0.016704	1
0.7666	2.495	2.5133	-0.018338	1
0.7833	2.495	2.512	-0.016963	1
0.8	2.492	2.5106	-0.01859	1
0.8166	2.492	2.5092	-0.017225	1
0.8333	2.489	2.5079	-0.018853	1
0.85	2.486	2.5065	-0.020482	1
0.8666	2.482	2.5051	-0.02312	1
0.8833	2.479	2.5038	-0.02475	1
0.9	2.476	2.5024	-0.026381	1
0.9166	2.476	2.501	-0.025021	1
0.9333	2.473	2.4997	-0.026654	1
0.95	2.473	2.4983	-0.025287	1
0.9666	2.47	2.4969	-0.026929	1
0.9833	2.467	2.4956	-0.028564	1
1	2.467	2.4942	-0.0272	1
1.2	2.442	2.4779	-0.035916	1
1.4	2.413	2.4617	-0.048739	1
1.6	2.382	2.4457	-0.063668	1
1.8	2.354	2.4297	-0.075702	1
2	2.326	2.4138	-0.087839	1
2.2	2.298	2.3981	-0.10008	1
2.4	2.272	2.3824	-0.11042	1
2.6	2.25	2.3669	-0.11687	1
2.8	2.229	2.3514	-0.12242	1
3	2.207	2.3361	-0.12907	1
3.2	2.194	2.3208	-0.12682	1
3.4	2.175	2.3057	-0.13067	1
3.6	2.153	2.2906	-0.13761	1
3.8	2.131	2.2757	-0.14466	1
4	2.109	2.2608	-0.1518	1
4.2	2.091	2.246	-0.15504	1
4.4	2.072	2.2314	-0.15938	1
4.6	2.053	2.2168	-0.16381	1
4.8	2.037	2.2023	-0.16534	1
5	2.025	2.188	-0.16296	1
5.2	2.009	2.1737	-0.16468	1
5.4	1.997	2.1595	-0.16249	1
5.6	1.981	2.1454	-0.16439	1
5.8	1.968	2.1314	-0.16338	1
6	1.956	2.1175	-0.16147	1
6.2	1.943	2.1036	-0.16064	1
6.4	1.928	2.0899	-0.16191	1
6.6	1.915	2.0763	-0.16127	1
6.8	1.902	2.0627	-0.16071	1
7	1.89	2.0492	-0.15925	1
7.2	1.881	2.0359	-0.15487	1
7.4	1.868	2.0226	-0.15458	1
7.6	1.855	2.0094	-0.15437	1
7.8	1.843	1.9963	-0.15325	1
8	1.83	1.9832	-0.15322	1
8.2	1.821	1.9703	-0.14927	1
8.4	1.808	1.9574	-0.14941	1
8.6	1.796	1.9446	-0.14863	1
8.8	1.783	1.9319	-0.14894	1
9	1.774	1.9193	-0.14532	1
9.2	1.761	1.9068	-0.14579	1
9.4	1.752	1.8943	-0.14235	1
9.6	1.743	1.882	-0.13898	1
9.8	1.73	1.8697	-0.13969	1

10	1.721	1.8575	-0.13649	1
11	1.664	1.7976	-0.13364	1
12	1.617	1.7397	-0.12272	1
13	1.57	1.6837	-0.11367	1
14	1.523	1.6294	-0.10642	1
15	1.479	1.5769	-0.097926	1
16	1.432	1.5261	-0.094119	1
17	1.391	1.4769	-0.085949	1
18	1.351	1.4294	-0.078364	1
19	1.31	1.3833	-0.073311	1
20	1.272	1.3387	-0.066742	1
21	1.238	1.2956	-0.05761	1
22	1.2	1.2539	-0.053867	1
23	1.169	1.2135	-0.044468	1
24	1.134	1.1744	-0.040372	1
25	1.1	1.1365	-0.036535	1
26	1.069	1.0999	-0.030917	1
27	1.04	1.0645	-0.024479	1
28	1.012	1.0302	-0.018183	1
29	0.984	0.99699	-0.012991	1
30	0.959	0.96487	-0.0058694	1
31	0.931	0.93378	-0.0027824	1
32	0.906	0.9037	0.002303	1
33	0.884	0.87458	0.0094191	1
34	0.859	0.8464	0.012597	1
35	0.837	0.81913	0.017867	1
36	0.811	0.79274	0.018259	1
37	0.793	0.7672	0.0258	1
38	0.771	0.74248	0.028518	1
39	0.752	0.71856	0.03344	1
40	0.73	0.69541	0.034591	1
41	0.714	0.673	0.040997	1
42	0.695	0.65132	0.04368	1
43	0.677	0.63034	0.046665	1
44	0.658	0.61003	0.047974	1
45	0.642	0.59037	0.051628	1
46	0.623	0.57135	0.051649	1
47	0.614	0.55294	0.061057	1
48	0.598	0.53513	0.062873	1
49	0.579	0.51789	0.061114	1
50	0.567	0.5012	0.065799	1
51	0.554	0.48505	0.068948	1
52	0.539	0.46942	0.069575	1
53	0.529	0.4543	0.0747	1
54	0.514	0.43966	0.074337	1
55	0.501	0.4255	0.075502	1
56	0.489	0.41179	0.077211	1
57	0.476	0.39852	0.077479	1
58	0.464	0.38568	0.078319	1
59	0.454	0.37326	0.080745	1
60	0.445	0.36123	0.083771	1
61	0.432	0.34959	0.082409	1
62	0.423	0.33833	0.084672	1
63	0.413	0.32743	0.085573	1
64	0.404	0.31688	0.087122	1
65	0.395	0.30667	0.088332	1
66	0.385	0.29679	0.088212	1
67	0.379	0.28723	0.091774	1
68	0.369	0.27797	0.091029	1
69	0.36	0.26902	0.090984	1

0.02	2.42	2.1563	0.26372	1
0.0233	2.395	2.1524	0.24259	1
0.0266	2.351	2.1485	0.20246	1
0.03	2.319	2.1446	0.17444	1
0.0333	2.247	2.1407	0.10629	1
0.0366	2.291	2.1369	0.15414	1
0.04	2.229	2.1329	0.0961	1
0.0433	2.229	2.1291	0.099935	1
0.0466	2.185	2.1252	0.059762	1
0.05	2.169	2.1213	0.047698	1
0.0533	2.185	2.1175	0.067511	1
0.0566	2.178	2.1137	0.064317	1
0.06	2.156	2.1098	0.046232	1
0.0633	2.153	2.106	0.047024	1
0.0666	2.144	2.1022	0.04181	1
0.07	2.138	2.0983	0.039703	1
0.0733	2.131	2.0945	0.036475	1
0.0766	2.125	2.0908	0.03424	1
0.08	2.119	2.0869	0.032112	1
0.0833	2.113	2.0831	0.029864	1
0.0866	2.106	2.0794	0.026608	1
0.09	2.103	2.0755	0.027459	1
0.0933	2.097	2.0718	0.02519	1
0.0966	2.091	2.0681	0.022915	1
0.1	2.084	2.0643	0.019745	1
0.1033	2.078	2.0605	0.017455	1
0.1066	2.072	2.0568	0.01516	1
0.11	2.069	2.053	0.015969	1
0.1133	2.062	2.0493	0.012659	1
0.1166	2.056	2.0457	0.010343	1
0.12	2.053	2.0419	0.011132	1
0.1233	2.047	2.0382	0.0088022	1
0.1266	2.04	2.0345	0.0054661	1
0.13	2.037	2.0308	0.006234	1
0.1333	2.031	2.0271	0.0038845	1
0.1366	2.025	2.0235	0.0015284	1
0.14	2.022	2.0197	0.0022759	1
0.1433	2.015	2.0161	-0.0010934	1
0.1466	2.012	2.0125	-0.00046932	1
0.15	2.006	2.0087	-0.0027422	1
0.1533	2	2.0051	-0.0051313	1
0.1566	1.997	2.0015	-0.0045269	1
0.16	1.993	1.9978	-0.00482	1
0.1633	1.987	1.9942	-0.0072288	1
0.1666	1.981	1.9906	-0.009644	1
0.17	1.978	1.987	-0.0089573	1
0.1733	1.971	1.9834	-0.012386	1
0.1766	1.968	1.9798	-0.01182	1
0.18	1.965	1.9762	-0.011154	1
0.1833	1.959	1.9726	-0.013601	1
0.1866	1.956	1.9691	-0.013055	1
0.19	1.95	1.9654	-0.015409	1
0.1933	1.946	1.9619	-0.015876	1
0.1966	1.943	1.9583	-0.015349	1
0.2	1.937	1.9547	-0.017722	1
0.2033	1.934	1.9512	-0.017208	1
0.2066	1.928	1.9477	-0.019701	1
0.21	1.924	1.9441	-0.020094	1
0.2133	1.921	1.9406	-0.019599	1

0.2166	1.918	1.9371	-0.019111	1
0.22	1.912	1.9335	-0.021523	1
0.2233	1.909	1.93	-0.021047	1
0.2266	1.906	1.9266	-0.020578	1
0.23	1.899	1.923	-0.02401	1
0.2333	1.896	1.9196	-0.023553	1
0.2366	1.893	1.9161	-0.023103	1
0.24	1.89	1.9126	-0.022554	1
0.2433	1.884	1.9091	-0.025116	1
0.2466	1.881	1.9057	-0.024684	1
0.25	1.877	1.9022	-0.025155	1
0.2533	1.874	1.8987	-0.024735	1
0.2566	1.868	1.8953	-0.027322	1
0.26	1.865	1.8918	-0.026812	1
0.2633	1.862	1.8884	-0.026411	1
0.2666	1.859	1.885	-0.026017	1
0.27	1.852	1.8815	-0.029526	1
0.2733	1.849	1.8781	-0.029144	1
0.2766	1.846	1.8748	-0.028767	1
0.28	1.843	1.8713	-0.028295	1
0.2833	1.84	1.8679	-0.027931	1
0.2866	1.837	1.8646	-0.027574	1
0.29	1.83	1.8611	-0.031121	1
0.2933	1.827	1.8578	-0.030775	1
0.2966	1.824	1.8544	-0.030435	1
0.3	1.821	1.851	-0.030001	1
0.3033	1.818	1.8477	-0.029674	1
0.3066	1.815	1.8444	-0.029352	1
0.31	1.812	1.8409	-0.028937	1
0.3133	1.808	1.8376	-0.029627	1
0.3166	1.802	1.8343	-0.032324	1
0.32	1.799	1.8309	-0.031927	1
0.3233	1.796	1.8276	-0.031636	1
0.3266	1.793	1.8244	-0.03135	1
0.33	1.79	1.821	-0.030971	1
0.3333	1.786	1.8177	-0.031698	1
0.35	1.768	1.8012	-0.033223	1
0.3666	1.749	1.785	-0.035994	1
0.3833	1.73	1.7688	-0.038816	1
0.4	1.711	1.7528	-0.041784	1
0.4166	1.696	1.737	-0.040991	1
0.4333	1.677	1.7212	-0.044248	1
0.45	1.661	1.7056	-0.044647	1
0.4666	1.645	1.6903	-0.045279	1
0.4833	1.63	1.675	-0.044959	1
0.5	1.614	1.6598	-0.045778	1
0.5166	1.598	1.6448	-0.046824	1
0.5333	1.583	1.6299	-0.046915	1
0.55	1.567	1.6151	-0.048142	1
0.5666	1.551	1.6006	-0.04959	1
0.5833	1.539	1.5861	-0.047083	1
0.6	1.523	1.5717	-0.048707	1
0.6166	1.511	1.5575	-0.046546	1
0.6333	1.495	1.5434	-0.048429	1
0.65	1.482	1.5294	-0.04744	1
0.6666	1.467	1.5157	-0.04866	1
0.6833	1.454	1.5019	-0.047922	1
0.7	1.442	1.4883	-0.046309	1
0.7166	1.429	1.4749	-0.0459	1
0.7333	1.417	1.4615	-0.044532	1

0.75	1.404	1.4483	-0.044285	1
0.7666	1.391	1.4352	-0.044236	1
0.7833	1.379	1.4222	-0.043228	1
0.8	1.366	1.4093	-0.043337	1
0.8166	1.354	1.3966	-0.042639	1
0.8333	1.344	1.384	-0.03998	1
0.85	1.332	1.3714	-0.039436	1
0.8666	1.319	1.3591	-0.04008	1
0.8833	1.307	1.3468	-0.039762	1
0.9	1.297	1.3346	-0.037555	1
0.9166	1.285	1.3225	-0.037531	1
0.9333	1.275	1.3105	-0.035544	1
0.95	1.263	1.2987	-0.035665	1
0.9666	1.254	1.287	-0.032965	1
0.9833	1.244	1.2753	-0.0313	1
1	1.232	1.2637	-0.031741	1
1.2	1.084	1.1332	-0.049186	1
1.4	0.981	1.0161	-0.035119	1
1.6	0.893	0.91115	-0.018146	1
1.8	0.818	0.81702	0.00098281	1
2	0.749	0.73261	0.016387	1
2.2	0.686	0.65693	0.029072	1
2.4	0.633	0.58906	0.043938	1
2.6	0.583	0.52821	0.054793	1
2.8	0.539	0.47364	0.065361	1
3	0.498	0.42471	0.073292	1
3.2	0.464	0.38083	0.083167	1
3.4	0.432	0.34149	0.09051	1
3.6	0.401	0.30621	0.094789	1
3.8	0.373	0.27458	0.098423	1
4	0.351	0.24621	0.10479	1
4.2	0.329	0.22078	0.10822	1
4.4	0.307	0.19797	0.10903	1
4.6	0.291	0.17752	0.11348	1
4.8	0.272	0.15918	0.11282	1
5	0.26	0.14273	0.11727	1
5.2	0.244	0.12799	0.11601	1
5.4	0.232	0.11477	0.11723	1
5.6	0.219	0.10291	0.11609	1
5.8	0.21	0.092278	0.11772	1
6	0.2	0.082745	0.11726	1
6.2	0.191	0.074196	0.1168	1
6.4	0.181	0.066531	0.11447	1
6.6	0.175	0.059658	0.11534	1
6.8	0.166	0.053495	0.11251	1
7	0.159	0.047969	0.11103	1
7.2	0.153	0.043013	0.10999	1
7.4	0.147	0.038569	0.10843	1
7.6	0.144	0.034585	0.10942	1
7.8	0.137	0.031012	0.10599	1
8	0.134	0.027808	0.10619	1
8.2	0.128	0.024935	0.10306	1
8.4	0.125	0.022359	0.10264	1
8.6	0.119	0.020049	0.098951	1
8.8	0.116	0.017978	0.098022	1
9	0.116	0.016121	0.099879	1
9.2	0.112	0.014455	0.097545	1
9.4	0.106	0.012962	0.093038	1
9.6	0.106	0.011623	0.094377	1
9.8	0.103	0.010422	0.092578	1

0.0266	3.598	3.3573	0.24066	1
0.03	3.583	3.354	0.22899	1
0.0333	3.561	3.3508	0.21023	1
0.0366	3.539	3.3475	0.19146	1
0.04	3.53	3.3442	0.18578	1
0.0433	3.523	3.341	0.18201	1
0.0466	3.504	3.3378	0.16623	1
0.05	3.492	3.3345	0.15755	1
0.0533	3.482	3.3312	0.15076	1
0.0566	3.473	3.328	0.14497	1
0.06	3.461	3.3247	0.13628	1
0.0633	3.451	3.3215	0.12949	1
0.0666	3.442	3.3183	0.12369	1
0.07	3.429	3.315	0.11398	1
0.0733	3.423	3.3118	0.11118	1
0.0766	3.414	3.3086	0.10537	1
0.08	3.404	3.3053	0.098661	1
0.0833	3.398	3.3022	0.095848	1
0.0866	3.388	3.299	0.089032	1
0.09	3.382	3.2957	0.086309	1
0.0933	3.376	3.2925	0.083487	1
0.0966	3.37	3.2893	0.080661	1
0.1	3.363	3.2861	0.076929	1
0.1033	3.354	3.2829	0.071098	1
0.1066	3.348	3.2797	0.068263	1
0.11	3.341	3.2765	0.064521	1
0.1133	3.335	3.2733	0.06168	1
0.1166	3.329	3.2702	0.058836	1
0.12	3.323	3.2669	0.056085	1
0.1233	3.316	3.2638	0.052235	1
0.1266	3.31	3.2606	0.049382	1
0.13	3.304	3.2574	0.046621	1
0.1333	3.298	3.2542	0.043762	1
0.1366	3.294	3.2511	0.0429	1
0.14	3.288	3.2479	0.040129	1
0.1433	3.282	3.2447	0.037261	1
0.1466	3.276	3.2416	0.03439	1
0.15	3.272	3.2384	0.03361	1
0.1533	3.269	3.2353	0.033732	1
0.1566	3.26	3.2321	0.027852	1
0.16	3.254	3.2289	0.025063	1
0.1633	3.254	3.2258	0.028176	1
0.1666	3.244	3.2227	0.021286	1
0.17	3.241	3.2195	0.021488	1
0.1733	3.235	3.2164	0.018592	1
0.1766	3.232	3.2133	0.018693	1
0.18	3.222	3.2101	0.011886	1
0.1833	3.219	3.207	0.011981	1
0.1866	3.216	3.2039	0.012073	1
0.19	3.21	3.2007	0.0092559	1
0.1933	3.207	3.1977	0.009342	1
0.1966	3.2	3.1946	0.0054252	1
0.2	3.194	3.1914	0.0025988	1
0.2033	3.191	3.1883	0.0026759	1
0.2066	3.188	3.1852	0.0027501	1
0.21	3.185	3.1821	0.0029144	1
0.2133	3.178	3.179	-0.0010174	1
0.2166	3.175	3.176	-0.00095216	1
0.22	3.169	3.1728	-0.0037971	1

0.2233	3.166	3.1697	-0.0037379	1
0.2266	3.16	3.1667	-0.0066816	1
0.23	3.156	3.1635	-0.0075358	1
0.2333	3.153	3.1605	-0.0074855	1
0.2366	3.15	3.1574	-0.0074381	1
0.24	3.144	3.1543	-0.010301	1
0.2433	3.141	3.1513	-0.01026	1
0.2466	3.135	3.1482	-0.013222	1
0.25	3.131	3.1451	-0.014094	1
0.2533	3.128	3.1421	-0.014062	1
0.2566	3.122	3.139	-0.017032	1
0.26	3.119	3.1359	-0.016914	1
0.2633	3.113	3.1329	-0.01989	1
0.2666	3.109	3.1299	-0.020869	1
0.27	3.106	3.1268	-0.02076	1
0.2733	3.103	3.1237	-0.020745	1
0.2766	3.1	3.1207	-0.020733	1
0.28	3.094	3.1176	-0.023633	1
0.2833	3.091	3.1146	-0.023627	1
0.2866	3.087	3.1116	-0.024624	1
0.29	3.084	3.1085	-0.024533	1
0.2933	3.078	3.1055	-0.027535	1
0.2966	3.075	3.1025	-0.027541	1
0.3	3.072	3.0995	-0.027459	1
0.3033	3.066	3.0965	-0.03047	1
0.3066	3.062	3.0935	-0.031485	1
0.31	3.059	3.0904	-0.031412	1
0.3133	3.056	3.0874	-0.031432	1
0.3166	3.05	3.0845	-0.034455	1
0.32	3.047	3.0814	-0.034391	1
0.3233	3.044	3.0784	-0.03442	1
0.3266	3.04	3.0755	-0.035452	1
0.33	3.034	3.0724	-0.038396	1
0.3333	3.031	3.0694	-0.038434	1
0.35	3.009	3.0545	-0.045486	1
0.3666	2.99	3.0397	-0.0497	1
0.3833	2.971	3.0249	-0.053897	1
0.4	2.953	3.0102	-0.057166	1
0.4166	2.931	2.9956	-0.064594	1
0.4333	2.918	2.981	-0.063005	1
0.45	2.893	2.9665	-0.073488	1
0.4666	2.881	2.9521	-0.071128	1
0.4833	2.862	2.9378	-0.075751	1
0.5	2.843	2.9234	-0.080445	1
0.5166	2.827	2.9093	-0.082293	1
0.5333	2.812	2.8951	-0.083125	1
0.55	2.793	2.881	-0.088026	1
0.5666	2.777	2.8671	-0.090079	1
0.5833	2.758	2.8531	-0.095116	1
0.6	2.743	2.8392	-0.096222	1
0.6166	2.727	2.8255	-0.098478	1
0.6333	2.711	2.8117	-0.10072	1
0.65	2.692	2.798	-0.10602	1
0.6666	2.677	2.7845	-0.10748	1
0.6833	2.664	2.7709	-0.10692	1
0.7	2.649	2.7574	-0.10843	1
0.7166	2.633	2.7441	-0.11108	1
0.7333	2.617	2.7307	-0.11371	1
0.75	2.602	2.7174	-0.11542	1
0.7666	2.589	2.7043	-0.11526	1

0.7833	2.573	2.6911	-0.11809	1
0.8	2.558	2.678	-0.11999	1
0.8166	2.545	2.665	-0.12002	1
0.8333	2.533	2.652	-0.11904	1
0.85	2.52	2.6391	-0.11913	1
0.8666	2.504	2.6264	-0.12235	1
0.8833	2.492	2.6136	-0.12156	1
0.9	2.479	2.6008	-0.12183	1
0.9166	2.464	2.5882	-0.12424	1
0.9333	2.451	2.5756	-0.12464	1
0.95	2.442	2.5631	-0.1211	1
0.9666	2.426	2.5507	-0.12469	1
0.9833	2.413	2.5383	-0.12527	1
1	2.404	2.5259	-0.12191	1
1.2	2.222	2.3825	-0.16046	1
1.4	2.091	2.2472	-0.15617	1
1.6	1.975	2.1196	-0.14455	1
1.8	1.865	1.9992	-0.13419	1
2	1.761	1.8857	-0.12465	1
2.2	1.667	1.7786	-0.11157	1
2.4	1.58	1.6776	-0.097568	1
2.6	1.501	1.5823	-0.081301	1
2.8	1.423	1.4924	-0.069444	1
3	1.354	1.4077	-0.05369	1
3.2	1.285	1.3277	-0.042749	1
3.4	1.225	1.2523	-0.027348	1
3.6	1.166	1.1812	-0.015228	1
3.8	1.119	1.1141	0.0048521	1
4	1.062	1.0509	0.011123	1
4.2	1.012	0.9912	0.020801	1
4.4	0.971	0.93491	0.03609	1
4.6	0.927	0.88182	0.045182	1
4.8	0.887	0.83174	0.05526	1
5	0.849	0.78451	0.064493	1
5.2	0.815	0.73996	0.075044	1
5.4	0.78	0.69793	0.082066	1
5.6	0.752	0.6583	0.0937	1
5.8	0.721	0.62092	0.10008	1
6	0.695	0.58565	0.10935	1
6.2	0.67	0.5524	0.1176	1
6.4	0.642	0.52103	0.12097	1
6.6	0.617	0.49144	0.12556	1
6.8	0.595	0.46353	0.13147	1
7	0.576	0.43721	0.13879	1
7.2	0.554	0.41238	0.14162	1
7.4	0.536	0.38896	0.14704	1
7.6	0.52	0.36687	0.15313	1
7.8	0.504	0.34604	0.15796	1
8	0.485	0.32639	0.15861	1
8.2	0.473	0.30785	0.16515	1
8.4	0.457	0.29037	0.16663	1
8.6	0.438	0.27388	0.16412	1
8.8	0.429	0.25833	0.17067	1
9	0.413	0.24366	0.16934	1
9.2	0.404	0.22982	0.17418	1
9.4	0.391	0.21677	0.17423	1
9.6	0.382	0.20446	0.17754	1
9.8	0.373	0.19285	0.18015	1
10	0.36	0.1819	0.1781	1
11	0.322	0.13579	0.18621	1

12	0.285	0.10137	0.18363	1
13	0.257	0.075676	0.18132	1
14	0.235	0.056494	0.17851	1
15	0.216	0.042174	0.17383	1
16	0.2	0.031484	0.16852	1
17	0.184	0.023504	0.1605	1
18	0.175	0.017546	0.15745	1
19	0.166	0.013099	0.1529	1
20	0.156	0.0097784	0.14622	1
21	0.147	0.0072999	0.1397	1
22	0.144	0.0054495	0.13855	1
23	0.134	0.0040682	0.12993	1
24	0.128	0.003037	0.12496	1
25	0.125	0.0022672	0.12273	1
26	0.119	0.0016925	0.11731	1
27	0.115	0.0012635	0.11374	1
28	0.115	0.00094325	0.11406	1
29	0.109	0.00070416	0.1083	1
30	0.106	0.00052568	0.10547	1
31	0.106	0.00039243	0.10561	1
32	0.103	0.00029296	0.10271	1
33	0.1	0.0002187	0.099781	1
34	0.097	0.00016327	0.096837	1
35	0.094	0.00012188	0.093878	1
36	0.09	9.0989E-005	0.089909	1
37	0.09	6.7925E-005	0.089932	1
38	0.09	5.0708E-005	0.089949	1
39	0.087	3.7855E-005	0.086962	1
40	0.084	2.826E-005	0.083972	1
41	0.084	2.1097E-005	0.083979	1
42	0.081	1.5749E-005	0.080984	1
43	0.081	1.1757E-005	0.080988	1
44	0.078	8.777E-006	0.077991	1
45	0.075	6.5522E-006	0.074993	1
46	0.075	4.8914E-006	0.074995	1
47	0.075	3.6516E-006	0.074996	1
48	0.072	2.726E-006	0.071997	1
49	0.068	2.035E-006	0.067998	1
50	0.068	1.5192E-006	0.067998	1
51	0.068	1.1341E-006	0.067999	1
52	0.065	8.4665E-007	0.064999	1
53	0.068	6.3205E-007	0.067999	1
54	0.062	4.7184E-007	0.062	1
55	0.065	3.5224E-007	0.065	1
56	0.068	2.6296E-007	0.068	1
57	0.062	1.963E-007	0.062	1
58	0.062	1.4655E-007	0.062	1
59	0.068	1.094E-007	0.068	1
60	0.062	8.167E-008	0.062	1
61	0.062	6.0969E-008	0.062	1
62	0.062	4.5515E-008	0.062	1
63	0.059	3.3978E-008	0.059	1
64	0.059	2.5365E-008	0.059	1
65	0.062	1.8936E-008	0.062	1
66	0.059	1.4136E-008	0.059	1
67	0.059	1.0553E-008	0.059	1
68	0.056	7.8781E-009	0.056	1
69	0.059	5.8812E-009	0.059	1
70	0.056	4.3905E-009	0.056	1
71	0.056	3.2776E-009	0.056	1

0.0233	1.242	1.0429	0.1991	1
0.0266	1.229	1.0328	0.19622	1
0.03	1.154	1.0225	0.13154	1
0.0333	1.129	1.0125	0.11646	1
0.0366	1.126	1.0027	0.12329	1
0.04	1.107	0.99269	0.11431	1
0.0433	1.079	0.98306	0.095943	1
0.0466	1.057	0.97352	0.083482	1
0.05	1.041	0.96379	0.077213	1
0.0533	1.022	0.95444	0.067565	1
0.0566	1.003	0.94517	0.057826	1
0.06	0.985	0.93573	0.049274	1
0.0633	0.969	0.92665	0.042354	1
0.0666	0.953	0.91765	0.035345	1
0.07	0.934	0.90848	0.025518	1
0.0733	0.922	0.89967	0.022333	1
0.0766	0.906	0.89094	0.015063	1
0.08	0.891	0.88203	0.0089689	1
0.0833	0.878	0.87347	0.0045276	1
0.0866	0.862	0.865	-0.0029968	1
0.09	0.85	0.85635	-0.0063503	1
0.0933	0.837	0.84804	-0.011041	1
0.0966	0.825	0.83981	-0.014812	1
0.1	0.812	0.83142	-0.019417	1
0.1033	0.8	0.82335	-0.02335	1
0.1066	0.79	0.81536	-0.02536	1
0.11	0.778	0.80721	-0.02921	1
0.1133	0.768	0.79938	-0.031377	1
0.1166	0.756	0.79162	-0.035621	1
0.12	0.746	0.78371	-0.037708	1
0.1233	0.737	0.7761	-0.039103	1
0.1266	0.728	0.76857	-0.040572	1
0.13	0.718	0.76089	-0.04289	1
0.1333	0.709	0.75351	-0.044507	1
0.1366	0.699	0.7462	-0.047195	1
0.14	0.69	0.73874	-0.048736	1
0.1433	0.681	0.73157	-0.050568	1
0.1466	0.671	0.72447	-0.053469	1
0.15	0.665	0.71723	-0.052227	1
0.1533	0.655	0.71027	-0.055268	1
0.1566	0.649	0.70338	-0.054376	1
0.16	0.643	0.69634	-0.053345	1
0.1633	0.634	0.68959	-0.055588	1
0.1666	0.627	0.6829	-0.055897	1
0.17	0.618	0.67607	-0.058071	1
0.1733	0.612	0.66951	-0.05751	1
0.1766	0.605	0.66301	-0.058014	1
0.18	0.599	0.65639	-0.057386	1
0.1833	0.593	0.65002	-0.057017	1
0.1866	0.583	0.64371	-0.06071	1
0.19	0.577	0.63728	-0.060275	1
0.1933	0.571	0.63109	-0.060092	1
0.1966	0.565	0.62497	-0.059968	1
0.2	0.558	0.61872	-0.060721	1
0.2033	0.555	0.61272	-0.057717	1
0.2066	0.549	0.60677	-0.057772	1
0.21	0.543	0.60071	-0.057706	1
0.2133	0.539	0.59488	-0.055878	1
0.2166	0.533	0.58911	-0.056105	1

0.22	0.527	0.58322	-0.056217	1
0.2233	0.524	0.57756	-0.053557	1
0.2266	0.518	0.57195	-0.053953	1
0.23	0.514	0.56624	-0.052236	1
0.2333	0.508	0.56074	-0.052742	1
0.2366	0.505	0.5553	-0.0503	1
0.24	0.499	0.54975	-0.05075	1
0.2433	0.496	0.54442	-0.048415	1
0.2466	0.492	0.53913	-0.047133	1
0.25	0.486	0.53374	-0.047743	1
0.2533	0.483	0.52856	-0.045564	1
0.2566	0.48	0.52344	-0.043436	1
0.26	0.477	0.5182	-0.041203	1
0.2633	0.47	0.51317	-0.043175	1
0.2666	0.467	0.5082	-0.041195	1
0.27	0.461	0.50312	-0.042116	1
0.2733	0.458	0.49823	-0.040234	1
0.2766	0.455	0.4934	-0.038399	1
0.28	0.452	0.48847	-0.036467	1
0.2833	0.449	0.48373	-0.034727	1
0.2866	0.445	0.47903	-0.034034	1
0.29	0.442	0.47425	-0.032245	1
0.2933	0.439	0.46964	-0.030643	1
0.2966	0.436	0.46509	-0.029086	1
0.3	0.433	0.46044	-0.027437	1
0.3033	0.43	0.45597	-0.025969	1
0.3066	0.427	0.45154	-0.024545	1
0.31	0.423	0.44703	-0.024031	1
0.3133	0.42	0.44269	-0.022694	1
0.3166	0.417	0.4384	-0.021398	1
0.32	0.414	0.43402	-0.020016	1
0.3233	0.411	0.4298	-0.018804	1
0.3266	0.408	0.42563	-0.017634	1
0.33	0.408	0.42138	-0.013379	1
0.3333	0.405	0.41729	-0.01229	1
0.35	0.389	0.3972	-0.0081991	1
0.3666	0.38	0.37819	0.0018131	1
0.3833	0.367	0.35998	0.0070217	1
0.4	0.358	0.34265	0.015354	1
0.4166	0.348	0.32625	0.021755	1
0.4333	0.336	0.31054	0.025462	1
0.45	0.326	0.29559	0.030414	1
0.4666	0.32	0.28144	0.038562	1
0.4833	0.314	0.26789	0.046113	1
0.5	0.304	0.25499	0.049011	1
0.5166	0.298	0.24278	0.055216	1
0.5333	0.292	0.23109	0.060905	1
0.55	0.286	0.21997	0.066032	1
0.5666	0.279	0.20944	0.069561	1
0.5833	0.276	0.19936	0.076645	1
0.6	0.27	0.18976	0.080243	1
0.6166	0.267	0.18067	0.086326	1
0.6333	0.26	0.17198	0.088025	1
0.65	0.257	0.16369	0.093305	1
0.6666	0.251	0.15586	0.09514	1
0.6833	0.248	0.14836	0.099645	1
0.7	0.245	0.14121	0.10379	1
0.7166	0.239	0.13445	0.10455	1
0.7333	0.235	0.12798	0.10702	1
0.75	0.232	0.12182	0.11018	1

0.7666	0.229	0.11599	0.11301	1
0.7833	0.226	0.1104	0.1156	1
0.8	0.223	0.10509	0.11791	1
0.8166	0.22	0.10006	0.11994	1
0.8333	0.217	0.095239	0.12176	1
0.85	0.213	0.090654	0.12235	1
0.8666	0.21	0.086315	0.12369	1
0.8833	0.207	0.082159	0.12484	1
0.9	0.204	0.078203	0.1258	1
0.9166	0.201	0.07446	0.12654	1
0.9333	0.198	0.070875	0.12713	1
0.95	0.195	0.067463	0.12754	1
0.9666	0.191	0.064233	0.12677	1
0.9833	0.191	0.061141	0.12986	1
1	0.188	0.058197	0.1298	1
1.2	0.16	0.032229	0.12777	1
1.4	0.138	0.017849	0.12015	1
1.6	0.126	0.0098845	0.11612	1
1.8	0.113	0.005474	0.10753	1
2	0.104	0.0030315	0.10097	1
2.2	0.094	0.0016788	0.092321	1
2.4	0.085	0.00092974	0.08407	1
2.6	0.079	0.00051489	0.078485	1
2.8	0.072	0.00028514	0.071715	1
3	0.069	0.00015791	0.068842	1
3.2	0.069	8.7451E-005	0.068913	1
3.4	0.066	4.843E-005	0.065952	1
3.6	0.063	2.6821E-005	0.062973	1
3.8	0.06	1.4853E-005	0.059985	1
4	0.057	8.2257E-006	0.056992	1
4.2	0.054	4.5554E-006	0.053995	1
4.4	0.05	2.5228E-006	0.049997	1
4.6	0.047	1.3971E-006	0.046999	1
4.8	0.047	7.7371E-007	0.046999	1
5	0.041	4.2848E-007	0.041	1
5.2	0.041	2.3729E-007	0.041	1
5.4	0.038	1.3141E-007	0.038	1
5.6	0.038	7.2775E-008	0.038	1
5.8	0.038	4.0303E-008	0.038	1
6	0.035	2.232E-008	0.035	1
6.2	0.035	1.2361E-008	0.035	1
6.4	0.032	6.8452E-009	0.032	1
6.6	0.032	3.7909E-009	0.032	1
6.8	0.032	2.0994E-009	0.032	1
7	0.028	1.1626E-009	0.028	1
7.2	0.028	6.4386E-010	0.028	1
7.4	0.028	3.5657E-010	0.028	1
7.6	0.025	1.9747E-010	0.025	1
7.8	0.025	1.0936E-010	0.025	1
8	0.025	6.0562E-011	0.025	1
8.2	0.025	3.3539E-011	0.025	1
8.4	0.025	1.8574E-011	0.025	1
8.6	0.025	1.0286E-011	0.025	1
8.8	0.025	5.6965E-012	0.025	1
9	0.025	3.1547E-012	0.025	1
9.2	0.022	1.7471E-012	0.022	1
9.4	0.022	9.6752E-013	0.022	1
9.6	0.022	5.3581E-013	0.022	1
9.8	0.019	2.9673E-013	0.019	1
10	0.022	1.6433E-013	0.022	1

11	0.019	8.5599E-015	0.019	1
12	0.019	4.4589E-016	0.019	1
13	0.016	2.3227E-017	0.016	1
14	0.019	1.2099E-018	0.019	1
15	0.016	6.3023E-020	0.016	1
16	0.016	3.2829E-021	0.016	1
17	0.016	1.7101E-022	0.016	1
18	0.016	8.9078E-024	0.016	1
19	0.016	4.6401E-025	0.016	1
20	0.013	2.417E-026	0.013	1
21	0.013	1.259E-027	0.013	1
22	0.013	6.5584E-029	0.013	1
23	0.01	3.4163E-030	0.01	1
24	0.01	1.7796E-031	0.01	1
25	0.01	9.2698E-033	0.01	1
26	0.01	4.8287E-034	0.01	1
27	0.01	2.5153E-035	0.01	1
28	0.01	1.3102E-036	0.01	1
29	0.01	6.8249E-038	0.01	1
30	0.007	3.5551E-039	0.007	1
31	0.01	1.8519E-040	0.01	1
32	0.007	9.6465E-042	0.007	1
33	0.01	5.0249E-043	0.01	1
34	0.007	2.6175E-044	0.007	1
35	0.007	1.3635E-045	0.007	1
36	0.007	7.1023E-047	0.007	1
37	0.01	3.6996E-048	0.01	1
38	0.007	1.9271E-049	0.007	1
39	0.01	1.0038E-050	0.01	1
40	0.01	5.2291E-052	0.01	1
41	0.01	2.7238E-053	0.01	1
42	0.01	1.4189E-054	0.01	1
43	0.01	7.3909E-056	0.01	1
44	0.01	3.8499E-057	0.01	1
45	0.01	2.0054E-058	0.01	1
46	0.013	1.0446E-059	0.013	1
47	0.01	5.4416E-061	0.01	1
48	0.013	2.8345E-062	0.013	1
49	0.013	1.4765E-063	0.013	1
50	0.013	7.6912E-065	0.013	1
51	0.013	4.0064E-066	0.013	1
52	0.013	2.0869E-067	0.013	1
53	0.013	1.0871E-068	0.013	1
54	0.013	5.6627E-070	0.013	1
55	0.013	2.9497E-071	0.013	1
56	0.013	1.5365E-072	0.013	1
57	0.013	8.0038E-074	0.013	1
58	0.013	4.1692E-075	0.013	1
59	0.013	2.1717E-076	0.013	1
60	0.013	1.1313E-077	0.013	1
61	0.013	5.8928E-079	0.013	1
62	0.013	3.0696E-080	0.013	1
63	0.013	1.599E-081	0.013	1
64	0.01	8.329E-083	0.01	1
65	0.01	4.3386E-084	0.01	1
66	0.01	2.26E-085	0.01	1
67	0.01	1.1772E-086	0.01	1
68	0.01	6.1323E-088	0.01	1
69	0.01	3.1943E-089	0.01	1
70	0.01	1.6639E-090	0.01	1

0.0066	4.415	4.0828	0.33223	1
0.01	4.32	4.0824	0.23755	1
0.0133	4.301	4.0821	0.21887	1
0.0166	4.282	4.0818	0.20018	1
0.02	4.254	4.0815	0.1725	1
0.0233	4.251	4.0812	0.16981	1
0.0266	4.241	4.0809	0.16012	1
0.03	4.232	4.0806	0.15145	1
0.0333	4.229	4.0802	0.14876	1
0.0366	4.207	4.0799	0.12707	1
0.04	4.204	4.0796	0.12439	1
0.0433	4.207	4.0793	0.12771	1
0.0466	4.194	4.079	0.11502	1
0.05	4.188	4.0787	0.10934	1
0.0533	4.182	4.0783	0.10365	1
0.0566	4.188	4.078	0.10996	1
0.06	4.185	4.0777	0.10729	1
0.0633	4.175	4.0774	0.097597	1
0.0666	4.182	4.0771	0.10491	1
0.07	4.175	4.0768	0.098231	1
0.0733	4.169	4.0765	0.092543	1
0.0766	4.179	4.0761	0.10286	1
0.08	4.166	4.0758	0.090177	1
0.0833	4.16	4.0755	0.084489	1
0.0866	4.166	4.0752	0.090801	1
0.09	4.166	4.0749	0.091122	1
0.0933	4.153	4.0746	0.078434	1
0.0966	4.15	4.0743	0.075746	1
0.1	4.153	4.0739	0.079067	1
0.1033	4.15	4.0736	0.076379	1
0.1066	4.153	4.0733	0.079691	1
0.11	4.15	4.073	0.077012	1
0.1133	4.147	4.0727	0.074324	1
0.1166	4.144	4.0724	0.071635	1
0.12	4.144	4.072	0.071957	1
0.1233	4.141	4.0717	0.069268	1
0.1266	4.141	4.0714	0.06958	1
0.13	4.138	4.0711	0.066901	1
0.1333	4.138	4.0708	0.067213	1
0.1366	4.134	4.0705	0.063524	1
0.14	4.134	4.0702	0.063845	1
0.1433	4.134	4.0698	0.064157	1
0.1466	4.131	4.0695	0.061468	1
0.15	4.131	4.0692	0.061789	1
0.1533	4.128	4.0689	0.059101	1
0.1566	4.128	4.0686	0.059412	1
0.16	4.128	4.0683	0.059733	1
0.1633	4.125	4.068	0.057044	1
0.1666	4.125	4.0676	0.057356	1
0.17	4.125	4.0673	0.057677	1
0.1733	4.122	4.067	0.054988	1
0.1766	4.122	4.0667	0.055299	1
0.18	4.122	4.0664	0.05562	1
0.1833	4.119	4.0661	0.052931	1
0.1866	4.119	4.0658	0.053242	1
0.19	4.119	4.0654	0.053563	1
0.1933	4.116	4.0651	0.050874	1
0.1966	4.116	4.0648	0.051185	1
0.2	4.116	4.0645	0.051506	1

0.2033	4.116	4.0642	0.051817	1
0.2066	4.113	4.0639	0.049128	1
0.21	4.113	4.0636	0.049449	1
0.2133	4.113	4.0632	0.04976	1
0.2166	4.109	4.0629	0.046071	1
0.22	4.109	4.0626	0.046391	1
0.2233	4.109	4.0623	0.046702	1
0.2266	4.109	4.062	0.047013	1
0.23	4.106	4.0617	0.044334	1
0.2333	4.106	4.0614	0.044644	1
0.2366	4.106	4.061	0.044955	1
0.24	4.103	4.0607	0.042276	1
0.2433	4.106	4.0604	0.045586	1
0.2466	4.103	4.0601	0.042897	1
0.25	4.103	4.0598	0.043217	1
0.2533	4.103	4.0595	0.043528	1
0.2566	4.103	4.0592	0.043839	1
0.26	4.1	4.0588	0.041159	1
0.2633	4.1	4.0585	0.04147	1
0.2666	4.1	4.0582	0.04178	1
0.27	4.1	4.0579	0.0421	1
0.2733	4.097	4.0576	0.039411	1
0.2766	4.097	4.0573	0.039722	1
0.28	4.097	4.057	0.040042	1
0.2833	4.097	4.0566	0.040352	1
0.2866	4.097	4.0563	0.040663	1
0.29	4.094	4.056	0.037982	1
0.2933	4.094	4.0557	0.038293	1
0.2966	4.094	4.0554	0.038603	1
0.3	4.094	4.0551	0.038923	1
0.3033	4.094	4.0548	0.039234	1
0.3066	4.09	4.0545	0.035544	1
0.31	4.09	4.0541	0.035864	1
0.3133	4.09	4.0538	0.036174	1
0.3166	4.09	4.0535	0.036484	1
0.32	4.09	4.0532	0.036804	1
0.3233	4.09	4.0529	0.037114	1
0.3266	4.087	4.0526	0.034425	1
0.33	4.087	4.0523	0.034744	1
0.3333	4.087	4.0519	0.035054	1
0.35	4.084	4.0504	0.033624	1
0.3666	4.081	4.0488	0.032183	1
0.3833	4.078	4.0472	0.030751	1
0.4	4.075	4.0457	0.029319	1
0.4166	4.071	4.0441	0.026876	1
0.4333	4.068	4.0426	0.025442	1
0.45	4.068	4.041	0.027008	1
0.4666	4.065	4.0394	0.025564	1
0.4833	4.062	4.0379	0.024128	1
0.5	4.059	4.0363	0.022692	1
0.5166	4.056	4.0348	0.021246	1
0.5333	4.053	4.0332	0.019809	1
0.55	4.053	4.0316	0.021371	1
0.5666	4.05	4.0301	0.019923	1
0.5833	4.046	4.0285	0.017484	1
0.6	4.043	4.027	0.016044	1
0.6166	4.043	4.0254	0.017594	1
0.6333	4.04	4.0238	0.016153	1
0.65	4.037	4.0223	0.014712	1
0.6666	4.034	4.0207	0.01326	1

0.6833	4.034	4.0192	0.014818	1
0.7	4.031	4.0176	0.013374	1
0.7166	4.027	4.0161	0.010921	1
0.7333	4.024	4.0145	0.0094763	1
0.75	4.024	4.013	0.011031	1
0.7666	4.021	4.0114	0.0095761	1
0.7833	4.018	4.0099	0.0081297	1
0.8	4.015	4.0083	0.0066828	1
0.8166	4.015	4.0068	0.0082259	1
0.8333	4.012	4.0052	0.0067777	1
0.85	4.012	4.0037	0.0083289	1
0.8666	4.009	4.0021	0.0068703	1
0.8833	4.005	4.0006	0.0044203	1
0.9	4.002	3.999	0.0029698	1
0.9166	4.002	3.9975	0.0045093	1
0.9333	3.999	3.9959	0.0030576	1
0.95	3.996	3.9944	0.0016052	1
0.9666	3.996	3.9929	0.003143	1
0.9833	3.993	3.9913	0.0016894	1
1	3.99	3.9898	0.00023525	1
1.2	3.955	3.9713	-0.016298	1
1.4	3.93	3.9529	-0.022917	1
1.6	3.905	3.9346	-0.029621	1
1.8	3.88	3.9164	-0.03641	1
2	3.854	3.8983	-0.044282	1
2.2	3.832	3.8802	-0.048239	1
2.4	3.804	3.8623	-0.05828	1
2.6	3.782	3.8444	-0.062403	1
2.8	3.76	3.8266	-0.066609	1
3	3.735	3.8089	-0.073898	1
3.2	3.713	3.7913	-0.078268	1
3.4	3.691	3.7737	-0.08272	1
3.6	3.669	3.7563	-0.087254	1
3.8	3.646	3.7389	-0.092868	1
4	3.621	3.7216	-0.10056	1
4.2	3.602	3.7043	-0.10234	1
4.4	3.58	3.6872	-0.10719	1
4.6	3.558	3.6701	-0.11213	1
4.8	3.536	3.6531	-0.11714	1
5	3.514	3.6362	-0.12223	1
5.2	3.495	3.6194	-0.1244	1
5.4	3.473	3.6026	-0.12965	1
5.6	3.451	3.586	-0.13497	1
5.8	3.432	3.5694	-0.13737	1
6	3.413	3.5529	-0.13985	1
6.2	3.392	3.5364	-0.14441	1
6.4	3.373	3.52	-0.14704	1
6.6	3.354	3.5037	-0.14975	1
6.8	3.332	3.4875	-0.15553	1
7	3.313	3.4714	-0.15839	1
7.2	3.294	3.4553	-0.16132	1
7.4	3.275	3.4393	-0.16433	1
7.6	3.256	3.4234	-0.16741	1
7.8	3.237	3.4076	-0.17057	1
8	3.218	3.3918	-0.17379	1
8.2	3.199	3.3761	-0.17709	1
8.4	3.18	3.3605	-0.18047	1
8.6	3.162	3.3449	-0.18291	1
8.8	3.143	3.3294	-0.18643	1
9	3.127	3.314	-0.18702	1

9.2	3.108	3.2987	-0.19068	1
9.4	3.092	3.2834	-0.19142	1
9.6	3.073	3.2682	-0.19522	1
9.8	3.055	3.2531	-0.19809	1
10	3.039	3.238	-0.19903	1
11	2.951	3.1638	-0.21279	1
12	2.866	3.0912	-0.22524	1
13	2.79	3.0204	-0.23036	1
14	2.711	2.9511	-0.24011	1
15	2.636	2.8834	-0.24744	1
16	2.566	2.8173	-0.25133	1
17	2.5	2.7527	-0.25273	1
18	2.434	2.6896	-0.25561	1
19	2.368	2.6279	-0.25994	1
20	2.308	2.5677	-0.25968	1
21	2.248	2.5088	-0.26081	1
22	2.192	2.4513	-0.25928	1
23	2.135	2.3951	-0.26008	1
24	2.082	2.3402	-0.25816	1
25	2.031	2.2865	-0.2555	1
26	1.981	2.2341	-0.25307	1
27	1.934	2.1828	-0.24885	1
28	1.886	2.1328	-0.2468	1
29	1.842	2.0839	-0.24189	1
30	1.798	2.0361	-0.23811	1
31	1.757	1.9894	-0.23243	1
32	1.716	1.9438	-0.22781	1
33	1.678	1.8992	-0.22124	1
34	1.641	1.8557	-0.21469	1
35	1.606	1.8131	-0.20714	1
36	1.568	1.7716	-0.20357	1
37	1.537	1.7309	-0.19395	1
38	1.505	1.6913	-0.18626	1
39	1.471	1.6525	-0.18148	1
40	1.442	1.6146	-0.17259	1
41	1.414	1.5776	-0.16357	1
42	1.383	1.5414	-0.15839	1
43	1.357	1.5061	-0.14905	1
44	1.329	1.4715	-0.14252	1
45	1.301	1.4378	-0.13678	1
46	1.279	1.4048	-0.12581	1
47	1.253	1.3726	-0.1196	1
48	1.231	1.3411	-0.11013	1
49	1.209	1.3104	-0.10138	1
50	1.184	1.2803	-0.09633	1
51	1.162	1.251	-0.088973	1
52	1.143	1.2223	-0.079289	1
53	1.124	1.1943	-0.070263	1
54	1.105	1.1669	-0.061879	1
55	1.086	1.1401	-0.054123	1
56	1.071	1.114	-0.042981	1
57	1.052	1.0884	-0.036439	1
58	1.036	1.0635	-0.027481	1
59	1.017	1.0391	-0.022097	1
60	1.002	1.0153	-0.013271	1
61	0.989	0.99199	-0.0029915	1
62	0.973	0.96925	0.0037541	1
63	0.96	0.94702	0.012978	1
64	0.945	0.92531	0.019693	1
65	0.932	0.90409	0.027909	1

66	0.92	0.88336	0.036639	1
67	0.907	0.86311	0.043894	1
68	0.894	0.84332	0.050685	1
69	0.885	0.82398	0.061021	1
70	0.872	0.80509	0.066914	1
71	0.863	0.78663	0.076374	1
72	0.85	0.76859	0.081411	1
73	0.841	0.75097	0.090034	1
74	0.831	0.73375	0.097253	1
75	0.822	0.71692	0.10508	1
76	0.812	0.70048	0.11152	1
77	0.806	0.68442	0.12158	1
78	0.797	0.66873	0.12827	1
79	0.787	0.6534	0.1336	1
80	0.778	0.63841	0.13959	1
81	0.772	0.62378	0.14822	1
82	0.765	0.60947	0.15553	1
83	0.759	0.5955	0.1635	1
84	0.75	0.58184	0.16816	1
85	0.743	0.5685	0.1745	1
86	0.737	0.55547	0.18153	1
87	0.731	0.54273	0.18827	1
88	0.724	0.53029	0.19371	1
89	0.718	0.51813	0.19987	1
90	0.712	0.50625	0.20575	1
91	0.709	0.49464	0.21436	1
92	0.702	0.4833	0.2187	1
93	0.696	0.47222	0.22378	1
94	0.69	0.46139	0.22861	1
95	0.687	0.45081	0.23619	1
96	0.68	0.44047	0.23953	1
97	0.677	0.43037	0.24663	1
98	0.671	0.4205	0.2505	1
99	0.665	0.41086	0.25414	1
100	0.661	0.40144	0.25956	1
101	0.658	0.39224	0.26576	1
102	0.655	0.38324	0.27176	1
103	0.649	0.37446	0.27454	1
104	0.646	0.36587	0.28013	1
105	0.642	0.35748	0.28452	1
106	0.639	0.34928	0.28972	1
107	0.636	0.34127	0.29473	1
108	0.63	0.33345	0.29655	1
109	0.627	0.3258	0.3012	1
110	0.623	0.31833	0.30467	1
111	0.62	0.31103	0.30897	1
112	0.617	0.3039	0.3131	1
113	0.617	0.29693	0.32007	1
114	0.614	0.29013	0.32387	1
115	0.611	0.28347	0.32753	1
116	0.608	0.27697	0.33103	1
117	0.608	0.27062	0.33738	1
118	0.605	0.26442	0.34058	1
119	0.602	0.25835	0.34365	1
120	0.598	0.25243	0.34557	1
121	0.595	0.24664	0.34836	1
122	0.592	0.24099	0.35101	1
123	0.592	0.23546	0.35654	1
124	0.589	0.23006	0.35894	1
125	0.586	0.22479	0.36121	1

0.28	1.61	1.5702	0.039754	1
0.33	1.57	1.5413	0.028671	1
0.37	1.53	1.5186	0.011421	1
0.4	1.51	1.5017	0.0082622	1
0.43	1.49	1.4851	0.0049171	1
0.47	1.47	1.4632	0.0068367	1
0.5	1.45	1.4469	0.0030638	1
0.55	1.42	1.4203	-0.00028991	1
0.62	1.39	1.3838	0.0061925	1
0.63	1.37	1.3787	-0.0086728	1
0.67	1.35	1.3583	-0.0083238	1
0.75	1.31	1.3185	-0.0085224	1
0.82	1.29	1.2847	0.0053459	1
0.85	1.27	1.2704	-0.00040674	1
0.88	1.25	1.2563	-0.0063174	1
0.92	1.23	1.2378	-0.0077743	1
0.97	1.21	1.215	-0.0049799	1
1.03	1.19	1.1882	0.0018199	1
1.1	1.15	1.1577	-0.0076598	1
1.32	1.07	1.0667	0.0032503	1
1.43	1.01	1.024	-0.014008	1
1.55	0.97	0.97933	-0.0093313	1
1.6	0.95	0.9613	-0.011296	1
1.67	0.93	0.9366	-0.0066038	1
1.72	0.91	0.91936	-0.0093557	1
1.78	0.89	0.89908	-0.0090767	1
1.83	0.87	0.88252	-0.01252	1
1.9	0.85	0.85985	-0.0098507	1
1.97	0.83	0.83776	-0.0077641	1
2.03	0.81	0.81928	-0.0092848	1
2.08	0.79	0.8042	-0.014197	1
2.17	0.77	0.77774	-0.0077361	1
2.25	0.75	0.75495	-0.004947	1
2.3	0.73	0.74104	-0.011044	1
2.4	0.71	0.714	-0.0040019	1
2.47	0.69	0.69566	-0.0056616	1
2.55	0.67	0.67528	-0.0052774	1
2.63	0.65	0.65549	-0.0054906	1
2.73	0.63	0.63157	-0.0015703	1
2.82	0.61	0.61079	-0.00078934	1
3.1	0.53	0.55041	-0.02041	1
3.2	0.51	0.53032	-0.020324	1
3.28	0.49	0.51478	-0.024785	1
3.55	0.47	0.46562	0.0043765	1
3.65	0.45	0.44863	0.0013681	1
3.78	0.43	0.42747	0.0025336	1
3.9	0.41	0.40882	0.0011836	1
4.05	0.39	0.38664	0.0033561	1
4.2	0.37	0.36567	0.004326	1
4.37	0.35	0.34328	0.0067204	1
4.55	0.33	0.32106	0.0089391	1
4.75	0.31	0.29806	0.011944	1
4.95	0.29	0.2767	0.0133	1
5.17	0.27	0.25497	0.015029	1
5.45	0.25	0.22977	0.020234	1
5.72	0.23	0.20782	0.022177	1
6.02	0.21	0.18589	0.024108	1
6.35	0.19	0.16443	0.02557	1
6.77	0.17	0.14066	0.029339	1

0.0133	1.949	1.8817	0.067266	1
0.0166	1.94	1.8811	0.05895	1
0.02	1.934	1.8803	0.053654	1
0.0233	1.915	1.8797	0.035338	1
0.0266	1.921	1.879	0.042021	1
0.03	1.912	1.8783	0.033725	1
0.0333	1.912	1.8776	0.034407	1
0.0366	1.908	1.8769	0.03109	1
0.04	1.905	1.8762	0.028793	1
0.0433	1.902	1.8755	0.026475	1
0.0466	1.899	1.8748	0.024157	1
0.05	1.899	1.8741	0.024859	1
0.0533	1.896	1.8735	0.02254	1
0.0566	1.893	1.8728	0.020221	1
0.06	1.89	1.8721	0.017922	1
0.0633	1.89	1.8714	0.018603	1
0.0666	1.886	1.8707	0.015283	1
0.07	1.871	1.87	0.00098357	1
0.0733	1.877	1.8693	0.0076633	1
0.0766	1.883	1.8687	0.014343	1
0.08	1.88	1.868	0.012043	1
0.0833	1.88	1.8673	0.012722	1
0.0866	1.88	1.8666	0.0134	1
0.09	1.877	1.8659	0.011099	1
0.0933	1.877	1.8652	0.011778	1
0.0966	1.874	1.8645	0.0094556	1
0.1	1.874	1.8638	0.010154	1
0.1033	1.874	1.8632	0.010831	1
0.1066	1.871	1.8625	0.0085086	1
0.11	1.871	1.8618	0.0092061	1
0.1133	1.868	1.8611	0.0068829	1
0.1166	1.868	1.8604	0.0075594	1
0.12	1.868	1.8597	0.0082561	1
0.1233	1.868	1.8591	0.0089321	1
0.1266	1.864	1.8584	0.0056079	1
0.13	1.864	1.8577	0.0063038	1
0.1333	1.864	1.857	0.0069791	1
0.1366	1.861	1.8563	0.0046541	1
0.14	1.861	1.8557	0.0053493	1
0.1433	1.861	1.855	0.0060238	1
0.1466	1.861	1.8543	0.0066981	1
0.15	1.858	1.8536	0.0043925	1
0.1533	1.858	1.8529	0.0050663	1
0.1566	1.855	1.8523	0.0027398	1
0.16	1.855	1.8516	0.0034335	1
0.1633	1.855	1.8509	0.0041065	1
0.1666	1.855	1.8502	0.0047793	1
0.17	1.852	1.8495	0.0024722	1
0.1733	1.852	1.8489	0.0031445	1
0.1766	1.852	1.8482	0.0038165	1
0.18	1.849	1.8475	0.0015087	1
0.1833	1.849	1.8468	0.0021802	1
0.1866	1.849	1.8461	0.0028515	1
0.19	1.849	1.8455	0.0035429	1
0.1933	1.846	1.8448	0.0012137	1
0.1966	1.846	1.8441	0.0018843	1
0.2	1.846	1.8434	0.0025749	1
0.2033	1.842	1.8428	-0.000755	1
0.2066	1.842	1.8421	-8.5181E-005	1

0.21	1.842	1.8414	0.00060469	1
0.2133	1.842	1.8407	0.001274	1
0.2166	1.839	1.8401	-0.0010569	1
0.22	1.839	1.8394	-0.00036779	1
0.2233	1.839	1.8387	0.0003008	1
0.2266	1.839	1.838	0.00096915	1
0.23	1.836	1.8373	-0.0013425	1
0.2333	1.836	1.8367	-0.00067464	1
0.2366	1.836	1.836	-7.0301E-006	1
0.24	1.836	1.8353	0.00068056	1
0.2433	1.833	1.8347	-0.0016523	1
0.2466	1.833	1.834	-0.00098544	1
0.25	1.833	1.8333	-0.00029861	1
0.2533	1.833	1.8326	0.00036778	1
0.2566	1.83	1.832	-0.0019661	1
0.26	1.83	1.8313	-0.00128	1
0.2633	1.83	1.8306	-0.00061435	1
0.2666	1.827	1.8299	-0.0029489	1
0.27	1.827	1.8293	-0.0022636	1
0.2733	1.827	1.8286	-0.0015987	1
0.2766	1.827	1.8279	-0.00093402	1
0.28	1.824	1.8272	-0.0032494	1
0.2833	1.824	1.8266	-0.0025853	1
0.2866	1.824	1.8259	-0.0019213	1
0.29	1.824	1.8252	-0.0012375	1
0.2933	1.82	1.8246	-0.004574	1
0.2966	1.82	1.8239	-0.0039108	1
0.3	1.82	1.8232	-0.0032278	1
0.3033	1.82	1.8226	-0.002565	1
0.3066	1.82	1.8219	-0.0019026	1
0.31	1.817	1.8212	-0.0042203	1
0.3133	1.817	1.8206	-0.0035583	1
0.3166	1.817	1.8199	-0.0028965	1
0.32	1.814	1.8192	-0.0052149	1
0.3233	1.814	1.8186	-0.0045537	1
0.3266	1.814	1.8179	-0.0038926	1
0.33	1.814	1.8172	-0.0032118	1
0.3333	1.811	1.8166	-0.0055513	1
0.35	1.808	1.8132	-0.0052123	1
0.3666	1.805	1.8099	-0.0048993	1
0.3833	1.802	1.8066	-0.0045725	1
0.4	1.798	1.8033	-0.0052518	1
0.4166	1.792	1.8	-0.007957	1
0.4333	1.789	1.7966	-0.0076484	1
0.45	1.786	1.7933	-0.007346	1
0.4666	1.783	1.7901	-0.0070693	1
0.4833	1.78	1.7868	-0.0067789	1
0.5	1.776	1.7835	-0.0074946	1
0.5166	1.77	1.7802	-0.010236	1
0.5333	1.767	1.777	-0.0099636	1
0.55	1.764	1.7737	-0.0096974	1
0.5666	1.761	1.7705	-0.0094566	1
0.5833	1.758	1.7672	-0.0092023	1
0.6	1.754	1.764	-0.0099539	1
0.6166	1.751	1.7607	-0.009731	1
0.6333	1.745	1.7575	-0.012495	1
0.65	1.742	1.7543	-0.012264	1
0.6666	1.739	1.7511	-0.012059	1
0.6833	1.736	1.7478	-0.01184	1
0.7	1.732	1.7446	-0.012627	1

0.7166	1.729	1.7414	-0.01244	1
0.7333	1.726	1.7382	-0.012239	1
0.75	1.723	1.735	-0.012044	1
0.7666	1.72	1.7319	-0.011873	1
0.7833	1.717	1.7287	-0.01169	1
0.8	1.714	1.7255	-0.011513	1
0.8166	1.71	1.7224	-0.01236	1
0.8333	1.707	1.7192	-0.012194	1
0.85	1.704	1.716	-0.012034	1
0.8666	1.701	1.7129	-0.011898	1
0.8833	1.695	1.7097	-0.01475	1
0.9	1.692	1.7066	-0.014607	1
0.9166	1.692	1.7035	-0.011489	1
0.9333	1.685	1.7004	-0.015358	1
0.95	1.682	1.6972	-0.015232	1
0.9666	1.682	1.6941	-0.012131	1
0.9833	1.676	1.691	-0.015017	1
1	1.673	1.6879	-0.014909	1
1.2	1.629	1.6511	-0.022125	1
1.4	1.594	1.6151	-0.021142	1
1.6	1.556	1.5799	-0.023944	1
1.8	1.522	1.5455	-0.023512	1
2	1.487	1.5118	-0.024831	1
2.2	1.456	1.4789	-0.022884	1
2.4	1.421	1.4467	-0.025655	1
2.6	1.39	1.4151	-0.025129	1
2.8	1.361	1.3843	-0.023289	1
3	1.33	1.3541	-0.024122	1
3.2	1.301	1.3246	-0.023612	1
3.4	1.273	1.2957	-0.022745	1
3.6	1.245	1.2675	-0.022507	1
3.8	1.22	1.2399	-0.019884	1
4	1.191	1.2129	-0.021864	1
4.2	1.166	1.1864	-0.020432	1
4.4	1.141	1.1606	-0.019577	1
4.6	1.116	1.1353	-0.019285	1
4.8	1.094	1.1105	-0.016544	1
5	1.069	1.0863	-0.017342	1
5.2	1.047	1.0627	-0.015667	1
5.4	1.025	1.0395	-0.014509	1
5.6	1.003	1.0169	-0.013855	1
5.8	0.981	0.9947	-0.013695	1
6	0.959	0.97302	-0.014018	1
6.2	0.94	0.95181	-0.011813	1
6.4	0.918	0.93107	-0.013071	1
6.6	0.899	0.91078	-0.01178	1
6.8	0.88	0.89093	-0.010932	1
7	0.861	0.87152	-0.010516	1
7.2	0.842	0.85252	-0.010523	1
7.4	0.827	0.83394	-0.0069441	1
7.6	0.808	0.81577	-0.0077702	1
7.8	0.792	0.79799	-0.0059923	1
8	0.773	0.7806	-0.0076019	1
8.2	0.757	0.76359	-0.0065904	1
8.4	0.742	0.74695	-0.0049496	1
8.6	0.726	0.73067	-0.0046716	1
8.8	0.71	0.71475	-0.0047482	1
9	0.698	0.69917	-0.0011719	1
9.2	0.682	0.68393	-0.001935	1
9.4	0.669	0.66903	-3.016E-005	1

A Q T E S O L V R E S U L T S
Version 1.10

02/07/96

19:37:10

=====

TEST DESCRIPTION

Data set..... mw2511.dat
Data set title..... Rising Head Slug Test for MW25-11

Knowns and Constants:

No. of data points.....	208
Radius of well casing.....	0.086
Radius of well.....	0.33
Aquifer saturated thickness.....	4.39
Well screen length.....	1.5
Static height of water in well.....	4.39
Log(Re/Rw).....	1.651
A, B, C.....	0.000, 0.000, 0.821

=====

ANALYTICAL METHOD

Bouwer-Rice (Unconfined Aquifer Slug Test)

=====

RESULTS FROM STATISTICAL CURVE MATCHING

STATISTICAL MATCH PARAMETER ESTIMATES

	Estimate	Std. Error
K =	1.2408E-003 +/-	9.0665E-006
y0 =	1.7677E+000 +/-	2.7486E-003

ANALYSIS OF MODEL RESIDUALS

residual = calculated - observed
weighted residual = residual * weight

Weighted Residual Statistics:

Number of residuals.....	201
Number of estimated parameters....	2
Degrees of freedom.....	199
Residual mean.....	0.005779
Residual standard deviation.....	0.0247
Residual variance.....	0.0006099

Model Residuals:

Time	Observed	Calculated	Residual	Weight
------	----------	------------	----------	--------

0.0266	1.83	1.7535	0.076546	1
0.03	1.818	1.7516	0.066363	1
0.0333	1.83	1.7499	0.080124	1
0.0366	1.815	1.7481	0.066883	1
0.04	1.808	1.7463	0.061694	1
0.0433	1.802	1.7445	0.05745	1
0.0466	1.799	1.7428	0.056204	1
0.05	1.793	1.741	0.05201	1
0.0533	1.79	1.7392	0.05076	1
0.0566	1.783	1.7375	0.045509	1
0.06	1.78	1.7357	0.044309	1
0.0633	1.774	1.7339	0.040054	1
0.0666	1.771	1.7322	0.038798	1
0.07	1.768	1.7304	0.037592	1
0.0733	1.761	1.7287	0.032332	1
0.0766	1.758	1.7269	0.03107	1
0.08	1.755	1.7251	0.029859	1
0.0833	1.752	1.7234	0.028594	1
0.0866	1.749	1.7217	0.027327	1
0.09	1.746	1.7199	0.02611	1
0.0933	1.743	1.7182	0.024839	1
0.0966	1.736	1.7164	0.019567	1
0.1	1.733	1.7147	0.018345	1
0.1033	1.733	1.7129	0.020069	1
0.1066	1.727	1.7112	0.015792	1
0.11	1.724	1.7094	0.014564	1
0.1133	1.721	1.7077	0.013283	1
0.1166	1.717	1.706	0.011	1
0.12	1.714	1.7042	0.0097674	1
0.1233	1.711	1.7025	0.008481	1
0.1266	1.708	1.7008	0.0071929	1
0.13	1.708	1.699	0.0089548	1
0.1333	1.705	1.6973	0.0076632	1
0.1366	1.702	1.6956	0.0063698	1
0.14	1.699	1.6939	0.0051264	1
0.1433	1.696	1.6922	0.0038295	1
0.1466	1.692	1.6905	0.001531	1
0.15	1.692	1.6887	0.0032822	1
0.1533	1.689	1.687	0.0019802	1
0.1566	1.686	1.6853	0.00067646	1
0.16	1.683	1.6836	-0.00057766	1
0.1633	1.68	1.6819	-0.0018848	1
0.1666	1.677	1.6802	-0.0031937	1
0.17	1.677	1.6785	-0.0014532	1
0.1733	1.674	1.6768	-0.0027655	1
0.1766	1.674	1.6751	-0.0010795	1
0.18	1.67	1.6733	-0.0033443	1
0.1833	1.667	1.6717	-0.0046617	1
0.1866	1.664	1.67	-0.0059809	1
0.19	1.664	1.6683	-0.0042509	1
0.1933	1.661	1.6666	-0.0055735	1
0.1966	1.658	1.6649	-0.0068978	1
0.2	1.655	1.6632	-0.0081731	1
0.2033	1.655	1.6615	-0.0065008	1
0.2066	1.652	1.6598	-0.0078302	1
0.21	1.652	1.6581	-0.0061107	1
0.2133	1.649	1.6564	-0.0074435	1
0.2166	1.645	1.6548	-0.009778	1
0.22	1.645	1.6531	-0.0080637	1

0.2233	1.642	1.6514	-0.0094016	1
0.2266	1.639	1.6497	-0.010741	1
0.23	1.639	1.648	-0.0090321	1
0.2333	1.636	1.6464	-0.010375	1
0.2366	1.636	1.6447	-0.0087196	1
0.24	1.633	1.643	-0.010016	1
0.2433	1.63	1.6414	-0.011364	1
0.2466	1.63	1.6397	-0.0097134	1
0.25	1.627	1.638	-0.011015	1
0.2533	1.623	1.6364	-0.013368	1
0.2566	1.623	1.6347	-0.011722	1
0.26	1.62	1.633	-0.013029	1
0.2633	1.617	1.6314	-0.014387	1
0.2666	1.617	1.6297	-0.012747	1
0.27	1.614	1.6281	-0.014058	1
0.2733	1.614	1.6264	-0.012421	1
0.2766	1.611	1.6248	-0.013786	1
0.28	1.611	1.6231	-0.012103	1
0.2833	1.608	1.6215	-0.013471	1
0.2866	1.605	1.6198	-0.01484	1
0.29	1.605	1.6182	-0.013162	1
0.2933	1.601	1.6165	-0.015535	1
0.2966	1.601	1.6149	-0.01391	1
0.3	1.598	1.6132	-0.015237	1
0.3033	1.598	1.6116	-0.013615	1
0.3066	1.595	1.61	-0.014995	1
0.31	1.595	1.6083	-0.013327	1
0.3133	1.592	1.6067	-0.01471	1
0.3166	1.589	1.6051	-0.016094	1
0.32	1.589	1.6034	-0.014431	1
0.3233	1.586	1.6018	-0.015819	1
0.3266	1.586	1.6002	-0.014208	1
0.33	1.583	1.5986	-0.015551	1
0.3333	1.583	1.5969	-0.013943	1
0.35	1.573	1.5888	-0.015834	1
0.3666	1.564	1.5808	-0.016814	1
0.3833	1.554	1.5728	-0.018787	1
0.4	1.548	1.5648	-0.0168	1
0.4166	1.539	1.5569	-0.017902	1
0.4333	1.529	1.549	-0.019996	1
0.45	1.52	1.5411	-0.02113	1
0.4666	1.514	1.5334	-0.019351	1
0.4833	1.504	1.5256	-0.021565	1
0.5	1.498	1.5178	-0.019818	1
0.5166	1.489	1.5102	-0.021156	1
0.5333	1.482	1.5025	-0.020488	1
0.55	1.476	1.4949	-0.018858	1
0.5666	1.467	1.4873	-0.020313	1
0.5833	1.457	1.4798	-0.02276	1
0.6	1.451	1.4722	-0.021246	1
0.6166	1.442	1.4648	-0.022815	1
0.6333	1.435	1.4574	-0.022376	1
0.65	1.429	1.45	-0.020976	1
0.6666	1.423	1.4427	-0.019657	1
0.6833	1.413	1.4353	-0.022331	1
0.7	1.407	1.428	-0.021043	1
0.7166	1.401	1.4208	-0.019834	1
0.7333	1.391	1.4136	-0.022619	1
0.75	1.385	1.4064	-0.021441	1
0.7666	1.379	1.3993	-0.020342	1

0.7833	1.373	1.3922	-0.019236	1
0.8	1.366	1.3852	-0.019166	1
0.8166	1.36	1.3782	-0.018174	1
0.8333	1.351	1.3712	-0.020176	1
0.85	1.344	1.3642	-0.020213	1
0.8666	1.338	1.3573	-0.019327	1
0.8833	1.332	1.3504	-0.018435	1
0.9	1.322	1.3436	-0.021577	1
0.9166	1.316	1.3368	-0.020795	1
0.9333	1.31	1.33	-0.020007	1
0.95	1.304	1.3233	-0.019253	1
0.9666	1.297	1.3166	-0.019574	1
0.9833	1.294	1.3099	-0.015888	1
1	1.288	1.3032	-0.015237	1
1.2	1.2	1.2262	-0.026153	1
1.4	1.131	1.1536	-0.022629	1
1.6	1.062	1.0854	-0.023395	1
1.8	1.003	1.0212	-0.018196	1
2	0.946	0.96079	-0.014795	1
2.2	0.893	0.90397	-0.010966	1
2.4	0.843	0.8505	-0.0074988	1
2.6	0.793	0.80019	-0.0071938	1
2.8	0.755	0.75286	0.0021358	1
3	0.708	0.70833	-0.00033403	1
3.2	0.667	0.66644	0.00056226	1
3.4	0.627	0.62702	-1.9517E-005	1
3.6	0.592	0.58993	0.0020672	1
3.8	0.561	0.55504	0.0059603	1
4	0.529	0.52221	0.0067896	1
4.2	0.501	0.49132	0.0096772	1
4.4	0.473	0.46226	0.010738	1
4.6	0.445	0.43492	0.010079	1
4.8	0.423	0.4092	0.013804	1
5	0.398	0.38499	0.013007	1
5.2	0.379	0.36222	0.016778	1
5.4	0.357	0.3408	0.016203	1
5.6	0.338	0.32064	0.01736	1
5.8	0.322	0.30167	0.020325	1
6	0.3	0.28383	0.016169	1
6.2	0.285	0.26704	0.017957	1
6.4	0.272	0.25125	0.020752	1
6.6	0.26	0.23639	0.023612	1
6.8	0.247	0.22241	0.024594	1
7	0.238	0.20925	0.028749	1
7.2	0.222	0.19687	0.025126	1
7.4	0.213	0.18523	0.02777	1
7.6	0.203	0.17427	0.028726	1
7.8	0.194	0.16397	0.030034	1
8	0.181	0.15427	0.026732	1
8.2	0.175	0.14514	0.029857	1
8.4	0.166	0.13656	0.029442	1
8.6	0.159	0.12848	0.030519	1
8.8	0.153	0.12088	0.032118	1
9	0.147	0.11373	0.033268	1
9.2	0.137	0.107	0.029995	1
9.4	0.134	0.10068	0.033324	1
9.6	0.128	0.094721	0.033279	1
9.8	0.125	0.089119	0.035881	1
10	0.119	0.083847	0.035153	1
11	0.097	0.061815	0.035185	1

0.0033	3.715	3.3351	0.3799	1
0.0066	3.633	3.3219	0.31113	1
0.01	3.592	3.3083	0.28371	1
0.0133	3.526	3.2952	0.23083	1
0.0166	3.495	3.2821	0.2129	1
0.02	3.466	3.2687	0.19732	1
0.0233	3.441	3.2557	0.18528	1
0.0266	3.391	3.2428	0.1482	1
0.03	3.365	3.2296	0.13545	1
0.0333	3.381	3.2167	0.16426	1
0.0366	3.337	3.204	0.13302	1
0.04	3.328	3.1909	0.13711	1
0.0433	3.302	3.1782	0.12377	1
0.0466	3.277	3.1656	0.11138	1
0.05	3.246	3.1527	0.093314	1
0.0533	3.233	3.1402	0.09282	1
0.0566	3.199	3.1277	0.071276	1
0.06	3.174	3.1149	0.059058	1
0.0633	3.155	3.1026	0.052415	1
0.0666	3.139	3.0903	0.048722	1
0.07	3.12	3.0776	0.042351	1
0.0733	3.101	3.0654	0.035559	1
0.0766	3.082	3.0533	0.028719	1
0.08	3.066	3.0408	0.025197	1
0.0833	3.051	3.0287	0.022259	1
0.0866	3.032	3.0167	0.015273	1
0.09	3.016	3.0044	0.011601	1
0.0933	3	2.9925	0.007519	1
0.0966	2.985	2.9806	0.0043893	1
0.1	2.969	2.9684	0.00057018	1
0.1033	2.953	2.9567	-0.0036548	1
0.1066	2.937	2.9449	-0.0079266	1
0.11	2.922	2.9329	-0.010892	1
0.1133	2.909	2.9213	-0.012258	1
0.1166	2.893	2.9097	-0.01667	1
0.12	2.878	2.8978	-0.019779	1
0.1233	2.865	2.8863	-0.021284	1
0.1266	2.849	2.8748	-0.025835	1
0.13	2.837	2.8631	-0.026086	1
0.1333	2.824	2.8517	-0.027729	1
0.1366	2.808	2.8404	-0.032417	1
0.14	2.796	2.8288	-0.032809	1
0.1433	2.783	2.8176	-0.034588	1
0.1466	2.77	2.8064	-0.036412	1
0.15	2.758	2.7949	-0.036943	1
0.1533	2.745	2.7839	-0.038856	1
0.1566	2.726	2.7728	-0.046813	1
0.16	2.72	2.7615	-0.041481	1
0.1633	2.704	2.7505	-0.046527	1
0.1666	2.692	2.7396	-0.047617	1
0.17	2.679	2.7284	-0.049421	1
0.1733	2.663	2.7176	-0.054598	1
0.1766	2.651	2.7068	-0.055818	1
0.18	2.635	2.6958	-0.060756	1
0.1833	2.61	2.6851	-0.075063	1
0.1866	2.597	2.6744	-0.077412	1
0.19	2.585	2.6635	-0.078482	1
0.1933	2.572	2.6529	-0.080917	1
0.1966	2.563	2.6424	-0.079393	1

0.2	2.55	2.6316	-0.081595	1
0.2033	2.541	2.6212	-0.080156	1
0.2066	2.528	2.6108	-0.082758	1
0.21	2.515	2.6001	-0.085089	1
0.2133	2.506	2.5898	-0.083775	1
0.2166	2.497	2.5795	-0.082502	1
0.22	2.484	2.569	-0.084961	1
0.2233	2.474	2.5588	-0.08477	1
0.2266	2.462	2.5486	-0.08662	1
0.23	2.453	2.5382	-0.085205	1
0.2333	2.443	2.5281	-0.085136	1
0.2366	2.434	2.5181	-0.084108	1
0.24	2.421	2.5078	-0.086817	1
0.2433	2.411	2.4979	-0.086869	1
0.2466	2.402	2.488	-0.085961	1
0.25	2.393	2.4778	-0.084794	1
0.2533	2.383	2.468	-0.084965	1
0.2566	2.374	2.4582	-0.084175	1
0.26	2.361	2.4481	-0.087129	1
0.2633	2.352	2.4384	-0.086418	1
0.2666	2.342	2.4287	-0.086746	1
0.27	2.333	2.4188	-0.08582	1
0.2733	2.327	2.4092	-0.082225	1
0.2766	2.314	2.3997	-0.085669	1
0.28	2.304	2.3899	-0.085862	1
0.2833	2.295	2.3804	-0.085382	1
0.2866	2.286	2.3709	-0.08494	1
0.29	2.279	2.3613	-0.08225	1
0.2933	2.27	2.3519	-0.081884	1
0.2966	2.26	2.3426	-0.082554	1
0.3	2.251	2.333	-0.081981	1
0.3033	2.241	2.3237	-0.082727	1
0.3066	2.235	2.3145	-0.079509	1
0.31	2.226	2.3051	-0.079051	1
0.3133	2.216	2.2959	-0.079907	1
0.3166	2.207	2.2868	-0.0798	1
0.32	2.201	2.2775	-0.076454	1
0.3233	2.191	2.2684	-0.07742	1
0.3266	2.182	2.2594	-0.077422	1
0.33	2.175	2.2502	-0.075188	1
0.3333	2.166	2.2413	-0.075263	1
0.35	2.122	2.1966	-0.074632	1
0.3666	2.078	2.1531	-0.07515	1
0.3833	2.037	2.1103	-0.073274	1
0.4	1.996	2.0683	-0.072252	1
0.4166	1.958	2.0273	-0.069311	1
0.4333	1.92	1.9869	-0.066941	1
0.45	1.886	1.9474	-0.061375	1
0.4666	1.851	1.9088	-0.057827	1
0.4833	1.816	1.8708	-0.054816	1
0.5	1.782	1.8336	-0.051562	1
0.5166	1.75	1.7973	-0.047267	1
0.5333	1.719	1.7615	-0.042478	1
0.55	1.69	1.7264	-0.036401	1
0.5666	1.659	1.6922	-0.033227	1
0.5833	1.631	1.6585	-0.02753	1
0.6	1.606	1.6255	-0.019503	1
0.6166	1.577	1.5933	-0.016327	1
0.6333	1.552	1.5616	-0.0095986	1
0.65	1.527	1.5305	-0.0035024	1

0.6666	1.502	1.5002	0.0017939	1
0.6833	1.476	1.4703	0.0056676	1
0.7	1.454	1.4411	0.012946	1
0.7166	1.432	1.4125	0.019472	1
0.7333	1.41	1.3844	0.0256	1
0.75	1.388	1.3568	0.031168	1
0.7666	1.366	1.33	0.036026	1
0.7833	1.347	1.3035	0.04351	1
0.8	1.328	1.2775	0.050466	1
0.8166	1.306	1.2522	0.053755	1
0.8333	1.288	1.2273	0.060691	1
0.85	1.272	1.2029	0.069131	1
0.8666	1.253	1.1791	0.073941	1
0.8833	1.237	1.1556	0.08142	1
0.9	1.221	1.1326	0.088431	1
0.9166	1.202	1.1101	0.09185	1
0.9333	1.187	1.088	0.098957	1
0.95	1.168	1.0664	0.10162	1
0.9666	1.152	1.0453	0.10673	1
0.9833	1.139	1.0245	0.11455	1
1	1.124	1.0041	0.11995	1
1.2	0.932	0.78912	0.14288	1
1.4	0.818	0.62019	0.19781	1
1.6	0.73	0.48743	0.24257	1
1.8	0.658	0.38308	0.27492	1
2	0.598	0.30108	0.29692	1
2.2	0.554	0.23663	0.31737	1
2.4	0.51	0.18597	0.32403	1
2.6	0.475	0.14616	0.32884	1
2.8	0.447	0.11487	0.33213	1
3	0.421	0.090282	0.33072	1
3.2	0.403	0.070955	0.33204	1
3.4	0.384	0.055766	0.32823	1
3.6	0.368	0.043828	0.32417	1
3.8	0.352	0.034446	0.31755	1
4	0.337	0.027072	0.30993	1
4.2	0.324	0.021277	0.30272	1
4.4	0.314	0.016722	0.29728	1
4.6	0.302	0.013142	0.28886	1
4.8	0.292	0.010329	0.28167	1
5	0.283	0.0081179	0.27488	1
5.2	0.274	0.0063801	0.26762	1
5.4	0.267	0.0050143	0.26199	1
5.6	0.261	0.0039409	0.25706	1
5.8	0.251	0.0030973	0.2479	1
6	0.248	0.0024343	0.24557	1
6.2	0.242	0.0019132	0.24009	1
6.4	0.236	0.0015036	0.2345	1
6.6	0.229	0.0011817	0.22782	1
6.8	0.226	0.00092876	0.22507	1
7	0.223	0.00072995	0.22227	1
7.2	0.217	0.00057369	0.21643	1
7.4	0.214	0.00045088	0.21355	1
7.6	0.21	0.00035436	0.20965	1
7.8	0.207	0.0002785	0.20672	1
8	0.201	0.00021888	0.20078	1
8.2	0.201	0.00017203	0.20083	1
8.4	0.198	0.0001352	0.19786	1
8.6	0.195	0.00010626	0.19489	1
8.8	0.192	8.3512E-005	0.19192	1

0.17	1.95	1.562	0.38798	1
0.27	1.54	1.5197	0.020318	1
0.45	1.45	1.4463	0.0036561	1
0.5	1.43	1.4266	0.0033923	1
0.62	1.37	1.3803	-0.010333	1
0.68	1.35	1.3578	-0.0077612	1
0.73	1.33	1.3392	-0.0092338	1
0.77	1.31	1.3246	-0.014594	1
0.82	1.29	1.3065	-0.016519	1
0.87	1.27	1.2887	-0.018691	1
0.93	1.25	1.2676	-0.017618	1
1	1.23	1.2435	-0.013468	1
1.03	1.21	1.2333	-0.023259	1
1.1	1.19	1.2098	-0.019764	1
1.15	1.17	1.1933	-0.023256	1
1.22	1.15	1.1705	-0.020523	1
1.3	1.13	1.1451	-0.015072	1
1.33	1.11	1.1357	-0.025671	1
1.4	1.09	1.114	-0.024035	1
1.43	1.07	1.1049	-0.034889	1
1.52	1.05	1.0779	-0.027899	1
1.58	1.03	1.0603	-0.030272	1
1.67	1.01	1.0344	-0.024372	1
1.72	0.99	1.0203	-0.030258	1
1.82	0.97	0.9926	-0.022604	1
1.88	0.95	0.97637	-0.026372	1
1.95	0.93	0.95777	-0.027771	1
2.03	0.91	0.93695	-0.026946	1
2.12	0.89	0.91406	-0.024058	1
2.18	0.87	0.89911	-0.029111	1
2.27	0.85	0.87715	-0.027148	1
2.38	0.83	0.85103	-0.021031	1
2.47	0.81	0.83024	-0.020243	1
2.55	0.79	0.81219	-0.02219	1
2.65	0.77	0.79018	-0.020176	1
2.73	0.75	0.77299	-0.022995	1
2.85	0.73	0.74792	-0.017921	1
2.93	0.71	0.73166	-0.021659	1
3.07	0.69	0.70405	-0.014046	1
3.17	0.67	0.68496	-0.014963	1
3.27	0.65	0.6664	-0.016397	1
3.4	0.63	0.64301	-0.013012	1
3.5	0.61	0.62558	-0.015583	1
3.63	0.59	0.60363	-0.01363	1
3.77	0.57	0.58085	-0.010849	1
3.9	0.55	0.56047	-0.010466	1
4.07	0.53	0.53489	-0.0048859	1
4.23	0.51	0.51188	-0.0018784	1
4.32	0.5	0.49937	0.00062571	1
4.38	0.49	0.49121	-0.0012084	1
4.48	0.48	0.47789	0.0021058	1
4.55	0.47	0.46879	0.0012104	1
4.65	0.46	0.45608	0.0039169	1
4.75	0.45	0.44372	0.006279	1
4.85	0.44	0.43169	0.008306	1
4.93	0.43	0.42231	0.0076924	1
5.05	0.42	0.40861	0.011391	1
5.23	0.4	0.38889	0.01111	1
5.35	0.39	0.37628	0.013724	1

0.01	3.834	3.5354	0.2986	1
0.0133	3.775	3.5273	0.24774	1
0.0166	3.756	3.5191	0.23687	1
0.02	3.696	3.5108	0.18522	1
0.0233	3.649	3.5027	0.14631	1
0.0266	3.646	3.4946	0.15138	1
0.03	3.621	3.4863	0.13468	1
0.0333	3.608	3.4783	0.12971	1
0.0366	3.615	3.4703	0.14473	1
0.04	3.593	3.462	0.13096	1
0.0433	3.574	3.4541	0.11994	1
0.0466	3.555	3.4461	0.1089	1
0.05	3.596	3.4379	0.15808	1
0.0533	3.674	3.43	0.244	1
0.0566	3.477	3.4221	0.054905	1
0.06	3.495	3.414	0.081028	1
0.0633	3.521	3.4061	0.11489	1
0.0666	3.401	3.3983	0.0027426	1
0.07	3.442	3.3902	0.05181	1
0.0733	3.426	3.3824	0.043621	1
0.0766	3.401	3.3746	0.026414	1
0.08	3.389	3.3666	0.022425	1
0.0833	3.379	3.3588	0.020182	1
0.0866	3.367	3.3511	0.015921	1
0.09	3.357	3.3431	0.013876	1
0.0933	3.348	3.3354	0.012579	1
0.0966	3.335	3.3277	0.0072641	1
0.1	3.326	3.3198	0.0061636	1
0.1033	3.317	3.3122	0.0048129	1
0.1066	3.307	3.3046	0.0024446	1
0.11	3.295	3.2967	-0.0017109	1
0.1133	3.285	3.2891	-0.004115	1
0.1166	3.276	3.2815	-0.0055365	1
0.12	3.266	3.2737	-0.0077466	1
0.1233	3.257	3.2662	-0.0092036	1
0.1266	3.248	3.2587	-0.010678	1
0.13	3.238	3.2509	-0.012942	1
0.1333	3.229	3.2435	-0.014452	1
0.1366	3.219	3.236	-0.016978	1
0.14	3.21	3.2283	-0.018297	1
0.1433	3.204	3.2209	-0.016858	1
0.1466	3.194	3.2134	-0.019437	1
0.15	3.185	3.2058	-0.020809	1
0.1533	3.175	3.1984	-0.023422	1
0.1566	3.166	3.1911	-0.025053	1
0.16	3.16	3.1835	-0.023478	1
0.1633	3.15	3.1761	-0.026143	1
0.1666	3.141	3.1688	-0.027825	1
0.17	3.131	3.1613	-0.030302	1
0.1733	3.125	3.154	-0.029018	1
0.1766	3.116	3.1468	-0.030751	1
0.18	3.109	3.1393	-0.030281	1
0.1833	3.1	3.132	-0.032048	1
0.1866	3.094	3.1248	-0.030831	1
0.19	3.084	3.1174	-0.033414	1
0.1933	3.075	3.1102	-0.035231	1
0.1966	3.069	3.1031	-0.034064	1
0.2	3.059	3.0957	-0.036698	1
0.2033	3.053	3.0886	-0.035565	1

0.2066	3.044	3.0814	-0.037449	1
0.21	3.037	3.0741	-0.037134	1
0.2133	3.028	3.0671	-0.039051	1
0.2166	3.022	3.06	-0.037984	1
0.22	3.012	3.0527	-0.04072	1
0.2233	3.006	3.0457	-0.039686	1
0.2266	2.996	3.0387	-0.042669	1
0.23	2.99	3.0315	-0.041455	1
0.2333	2.981	3.0245	-0.043471	1
0.2366	2.974	3.0175	-0.043502	1
0.24	2.968	3.0103	-0.042339	1
0.2433	2.959	3.0034	-0.044403	1
0.2466	2.953	2.9965	-0.043483	1
0.25	2.946	2.9894	-0.043369	1
0.2533	2.94	2.9825	-0.042482	1
0.2566	2.931	2.9756	-0.04461	1
0.26	2.924	2.9685	-0.044546	1
0.2633	2.918	2.9617	-0.043706	1
0.2666	2.909	2.9549	-0.045882	1
0.27	2.902	2.9479	-0.045868	1
0.2733	2.896	2.9411	-0.045075	1
0.2766	2.89	2.9343	-0.044299	1
0.28	2.88	2.9273	-0.047333	1
0.2833	2.874	2.9206	-0.046588	1
0.2866	2.868	2.9139	-0.045859	1
0.29	2.862	2.9069	-0.044942	1
0.2933	2.855	2.9002	-0.045244	1
0.2966	2.846	2.8936	-0.047562	1
0.3	2.84	2.8867	-0.046693	1
0.3033	2.833	2.88	-0.047041	1
0.3066	2.827	2.8734	-0.046405	1
0.31	2.821	2.8666	-0.045584	1
0.3133	2.814	2.86	-0.04598	1
0.3166	2.808	2.8534	-0.04539	1
0.32	2.799	2.8466	-0.047616	1
0.3233	2.796	2.8401	-0.044057	1
0.3266	2.786	2.8335	-0.047514	1
0.33	2.78	2.8268	-0.046787	1
0.3333	2.774	2.8203	-0.046274	1
0.35	2.739	2.7875	-0.048543	1
0.3666	2.705	2.7554	-0.050384	1
0.3833	2.67	2.7234	-0.053405	1
0.4	2.636	2.6918	-0.055798	1
0.4166	2.604	2.6607	-0.056744	1
0.4333	2.573	2.6299	-0.056864	1
0.45	2.541	2.5993	-0.058342	1
0.4666	2.51	2.5694	-0.059354	1
0.4833	2.479	2.5395	-0.060535	1
0.5	2.45	2.5101	-0.060062	1
0.5166	2.422	2.4811	-0.059104	1
0.5333	2.394	2.4523	-0.058309	1
0.55	2.366	2.4238	-0.057848	1
0.5666	2.337	2.3959	-0.058885	1
0.5833	2.312	2.3681	-0.056079	1
0.6	2.284	2.3406	-0.056595	1
0.6166	2.259	2.3136	-0.054593	1
0.6333	2.234	2.2867	-0.052742	1
0.65	2.209	2.2602	-0.051202	1
0.6666	2.184	2.2341	-0.050127	1
0.6833	2.159	2.2082	-0.049198	1

0.7	2.133	2.1826	-0.049571	1
0.7166	2.112	2.1574	-0.045391	1
0.7333	2.086	2.1324	-0.046353	1
0.75	2.064	2.1076	-0.043605	1
0.7666	2.042	2.0833	-0.04129	1
0.7833	2.021	2.0591	-0.038112	1
0.8	1.999	2.0352	-0.036215	1
0.8166	1.977	2.0117	-0.034735	1
0.8333	1.955	1.9884	-0.033387	1
0.85	1.933	1.9653	-0.032311	1
0.8666	1.914	1.9426	-0.028637	1
0.8833	1.892	1.9201	-0.028092	1
0.9	1.873	1.8978	-0.024807	1
0.9166	1.851	1.8759	-0.024913	1
0.9333	1.832	1.8541	-0.022142	1
0.95	1.813	1.8326	-0.019623	1
0.9666	1.795	1.8115	-0.016481	1
0.9833	1.776	1.7905	-0.014457	1
1	1.757	1.7697	-0.012677	1
1.2	1.496	1.5388	-0.042785	1
1.4	1.33	1.338	-0.0080176	1
1.6	1.189	1.1634	0.025555	1
1.8	1.07	1.0116	0.058352	1
2	0.96	0.87966	0.080343	1
2.2	0.872	0.76489	0.10711	1
2.4	0.794	0.66509	0.12891	1
2.6	0.721	0.57832	0.14268	1
2.8	0.665	0.50286	0.16214	1
3	0.608	0.43725	0.17075	1
3.2	0.561	0.3802	0.1808	1
3.4	0.517	0.3306	0.1864	1
3.6	0.483	0.28746	0.19554	1
3.8	0.451	0.24996	0.20104	1
4	0.423	0.21735	0.20565	1
4.2	0.398	0.18899	0.20901	1
4.4	0.376	0.16433	0.21167	1
4.6	0.354	0.14289	0.21111	1
4.8	0.335	0.12425	0.21075	1
5	0.316	0.10804	0.20796	1
5.2	0.301	0.093941	0.20706	1
5.4	0.288	0.081684	0.20632	1
5.6	0.276	0.071027	0.20497	1
5.8	0.263	0.06176	0.20124	1
6	0.254	0.053702	0.2003	1
6.2	0.244	0.046695	0.1973	1
6.4	0.235	0.040603	0.1944	1
6.6	0.225	0.035306	0.18969	1
6.8	0.219	0.030699	0.1883	1
7	0.213	0.026694	0.18631	1
7.2	0.207	0.023211	0.18379	1
7.4	0.2	0.020183	0.17982	1
7.6	0.194	0.017549	0.17645	1
7.8	0.194	0.01526	0.17874	1
8	0.185	0.013269	0.17173	1
8.2	0.182	0.011538	0.17046	1
8.4	0.175	0.010032	0.16497	1
8.6	0.172	0.0087233	0.16328	1
8.8	0.172	0.0075852	0.16441	1
9	0.166	0.0065955	0.1594	1
9.2	0.163	0.005735	0.15727	1

0.0133	1.802	1.6335	0.16855	1
0.0166	1.802	1.6334	0.16861	1
0.02	1.777	1.6333	0.14368	1
0.0233	1.777	1.6332	0.14375	1
0.0266	1.768	1.6332	0.13482	1
0.03	1.739	1.6331	0.10589	1
0.0333	1.755	1.633	0.12196	1
0.0366	1.755	1.633	0.12203	1
0.04	1.749	1.6329	0.1161	1
0.0433	1.746	1.6328	0.11317	1
0.0466	1.743	1.6328	0.11023	1
0.05	1.739	1.6327	0.10631	1
0.0533	1.733	1.6326	0.10037	1
0.0566	1.733	1.6326	0.10044	1
0.06	1.73	1.6325	0.097512	1
0.0633	1.727	1.6324	0.09458	1
0.0666	1.724	1.6324	0.091649	1
0.07	1.721	1.6323	0.088719	1
0.0733	1.718	1.6322	0.085787	1
0.0766	1.718	1.6321	0.085855	1
0.08	1.714	1.6321	0.081926	1
0.0833	1.711	1.632	0.078994	1
0.0866	1.708	1.6319	0.076062	1
0.09	1.708	1.6319	0.076133	1
0.0933	1.705	1.6318	0.073201	1
0.0966	1.702	1.6317	0.070269	1
0.1	1.702	1.6317	0.070339	1
0.1033	1.699	1.6316	0.067407	1
0.1066	1.696	1.6315	0.064476	1
0.11	1.696	1.6315	0.064546	1
0.1133	1.692	1.6314	0.060614	1
0.1166	1.692	1.6313	0.060682	1
0.12	1.689	1.6312	0.057753	1
0.1233	1.689	1.6312	0.057821	1
0.1266	1.686	1.6311	0.054889	1
0.13	1.683	1.631	0.051959	1
0.1333	1.683	1.631	0.052027	1
0.1366	1.68	1.6309	0.049096	1
0.14	1.68	1.6308	0.049166	1
0.1433	1.677	1.6308	0.046234	1
0.1466	1.677	1.6307	0.046302	1
0.15	1.677	1.6306	0.046373	1
0.1533	1.674	1.6306	0.043441	1
0.1566	1.67	1.6305	0.039509	1
0.16	1.67	1.6304	0.039579	1
0.1633	1.667	1.6304	0.036647	1
0.1666	1.667	1.6303	0.036715	1
0.17	1.667	1.6302	0.036786	1
0.1733	1.664	1.6301	0.033854	1
0.1766	1.664	1.6301	0.033922	1
0.18	1.661	1.63	0.030992	1
0.1833	1.661	1.6299	0.03106	1
0.1866	1.658	1.6299	0.028129	1
0.19	1.658	1.6298	0.028199	1
0.1933	1.658	1.6297	0.028267	1
0.1966	1.655	1.6297	0.025335	1
0.2	1.652	1.6296	0.022405	1
0.2033	1.652	1.6295	0.022473	1
0.2066	1.652	1.6295	0.022541	1

0.21	1.649	1.6294	0.019612	1
0.2133	1.649	1.6293	0.01968	1
0.2166	1.649	1.6293	0.019748	1
0.22	1.645	1.6292	0.015818	1
0.2233	1.645	1.6291	0.015886	1
0.2266	1.645	1.629	0.015954	1
0.23	1.645	1.629	0.016024	1
0.2333	1.642	1.6289	0.013093	1
0.2366	1.642	1.6288	0.013161	1
0.24	1.642	1.6288	0.013231	1
0.2433	1.639	1.6287	0.010299	1
0.2466	1.639	1.6286	0.010367	1
0.25	1.636	1.6286	0.0074372	1
0.2533	1.636	1.6285	0.0075053	1
0.2566	1.636	1.6284	0.0075734	1
0.26	1.636	1.6284	0.0076435	1
0.2633	1.633	1.6283	0.0047116	1
0.2666	1.633	1.6282	0.0047797	1
0.27	1.633	1.6282	0.0048498	1
0.2733	1.633	1.6281	0.0049179	1
0.2766	1.63	1.628	0.0019859	1
0.28	1.63	1.6279	0.0020561	1
0.2833	1.63	1.6279	0.0021241	1
0.2866	1.627	1.6278	-0.00080782	1
0.29	1.627	1.6277	-0.0007377	1
0.2933	1.627	1.6277	-0.00066964	1
0.2966	1.627	1.6276	-0.00060159	1
0.3	1.627	1.6275	-0.00053148	1
0.3033	1.623	1.6275	-0.0044634	1
0.3066	1.623	1.6274	-0.0043954	1
0.31	1.623	1.6273	-0.0043253	1
0.3133	1.62	1.6273	-0.0072573	1
0.3166	1.62	1.6272	-0.0071892	1
0.32	1.62	1.6271	-0.0071191	1
0.3233	1.62	1.6271	-0.0070511	1
0.3266	1.62	1.627	-0.0069831	1
0.33	1.617	1.6269	-0.009913	1
0.3333	1.617	1.6268	-0.009845	1
0.35	1.617	1.6265	-0.0095008	1
0.3666	1.614	1.6262	-0.012159	1
0.3833	1.611	1.6258	-0.014815	1
0.4	1.608	1.6255	-0.017471	1
0.4166	1.605	1.6251	-0.020129	1
0.4333	1.602	1.6248	-0.022785	1
0.45	1.598	1.6244	-0.026441	1
0.4666	1.598	1.6241	-0.0261	1
0.4833	1.595	1.6238	-0.028756	1
0.5	1.592	1.6234	-0.031413	1
0.5166	1.595	1.6231	-0.028071	1
0.5333	1.589	1.6227	-0.033728	1
0.55	1.589	1.6224	-0.033385	1
0.5666	1.586	1.622	-0.036043	1
0.5833	1.583	1.6217	-0.0387	1
0.6	1.583	1.6214	-0.038357	1
0.6166	1.58	1.621	-0.041016	1
0.6333	1.58	1.6207	-0.040673	1
0.65	1.58	1.6203	-0.04033	1
0.6666	1.576	1.62	-0.04399	1
0.6833	1.576	1.6196	-0.043647	1
0.7	1.576	1.6193	-0.043304	1

0.7166	1.573	1.619	-0.045964	1
0.7333	1.576	1.6186	-0.042621	1
0.75	1.573	1.6183	-0.045279	1
0.7666	1.57	1.6179	-0.047938	1
0.7833	1.57	1.6176	-0.047596	1
0.8	1.573	1.6173	-0.044254	1
0.8166	1.57	1.6169	-0.046914	1
0.8333	1.57	1.6166	-0.046572	1
0.85	1.567	1.6162	-0.04923	1
0.8666	1.567	1.6159	-0.04889	1
0.8833	1.564	1.6155	-0.051548	1
0.9	1.564	1.6152	-0.051206	1
0.9166	1.57	1.6149	-0.044867	1
0.9333	1.564	1.6145	-0.050525	1
0.95	1.564	1.6142	-0.050183	1
0.9666	1.561	1.6138	-0.052844	1
0.9833	1.561	1.6135	-0.052503	1
1	1.561	1.6132	-0.052161	1
1.2	1.554	1.6091	-0.055079	1
1.4	1.548	1.605	-0.057007	1
1.6	1.545	1.6009	-0.055945	1
1.8	1.539	1.5969	-0.057893	1
2	1.533	1.5929	-0.059852	1
2.2	1.529	1.5888	-0.059821	1
2.4	1.526	1.5848	-0.0588	1
2.6	1.523	1.5808	-0.057789	1
2.8	1.517	1.5768	-0.059789	1
3	1.514	1.5728	-0.058798	1
3.2	1.507	1.5688	-0.061818	1
3.4	1.504	1.5648	-0.060848	1
3.6	1.504	1.5609	-0.056888	1
3.8	1.498	1.5569	-0.058938	1
4	1.492	1.553	-0.060997	1
4.2	1.489	1.5491	-0.060067	1
4.4	1.482	1.5451	-0.063147	1
4.6	1.479	1.5412	-0.062237	1
4.8	1.476	1.5373	-0.061336	1
5	1.473	1.5334	-0.060446	1
5.2	1.473	1.5296	-0.056565	1
5.4	1.467	1.5257	-0.058694	1
5.6	1.46	1.5218	-0.061833	1
5.8	1.457	1.518	-0.060982	1
6	1.457	1.5141	-0.05714	1
6.2	1.451	1.5103	-0.059308	1
6.4	1.448	1.5065	-0.058486	1
6.6	1.445	1.5027	-0.057673	1
6.8	1.442	1.4989	-0.056871	1
7	1.438	1.4951	-0.057077	1
7.2	1.432	1.4913	-0.059294	1
7.4	1.429	1.4875	-0.05852	1
7.6	1.426	1.4838	-0.057755	1
7.8	1.423	1.48	-0.057	1
8	1.42	1.4763	-0.056255	1
8.2	1.417	1.4725	-0.055519	1
8.4	1.413	1.4688	-0.055792	1
8.6	1.407	1.4651	-0.058075	1
8.8	1.407	1.4614	-0.054368	1
9	1.401	1.4577	-0.056669	1
9.2	1.398	1.454	-0.05598	1
9.4	1.395	1.4503	-0.055301	1

9.6	1.391	1.4466	-0.05563	1
9.8	1.388	1.443	-0.054969	1
10	1.388	1.4393	-0.051318	1
11	1.37	1.4212	-0.051197	1
12	1.354	1.4033	-0.049305	1
13	1.335	1.3856	-0.050637	1
14	1.319	1.3682	-0.049193	1
15	1.304	1.351	-0.046968	1
16	1.291	1.334	-0.042959	1
17	1.275	1.3172	-0.042165	1
18	1.26	1.3006	-0.040582	1
19	1.247	1.2842	-0.037208	1
20	1.232	1.268	-0.036041	1
21	1.216	1.2521	-0.036076	1
22	1.203	1.2363	-0.033313	1
23	1.191	1.2207	-0.029748	1
24	1.175	1.2054	-0.03038	1
25	1.163	1.1902	-0.027204	1
26	1.147	1.1752	-0.02822	1
27	1.134	1.1604	-0.026424	1
28	1.119	1.1458	-0.026815	1
29	1.109	1.1314	-0.022389	1
30	1.097	1.1171	-0.020145	1
31	1.084	1.1031	-0.019081	1
32	1.069	1.0892	-0.020194	1
33	1.056	1.0755	-0.019481	1
34	1.043	1.0619	-0.018941	1
35	1.031	1.0486	-0.017571	1
36	1.018	1.0354	-0.01737	1
37	1.009	1.0223	-0.013335	1
38	0.996	1.0095	-0.013464	1
39	0.987	0.99676	-0.0097555	1
40	0.971	0.98421	-0.013207	1
41	0.959	0.97182	-0.012816	1
42	0.949	0.95958	-0.010581	1
43	0.94	0.9475	-0.0075	1
44	0.927	0.93557	-0.0085713	1
45	0.915	0.92379	-0.0087927	1
46	0.906	0.91216	-0.0061625	1
47	0.893	0.90068	-0.0076786	1
48	0.884	0.88934	-0.0053394	1
49	0.871	0.87814	-0.0071428	1
50	0.865	0.86709	-0.0020873	1
51	0.855	0.85617	-0.0011709	1
52	0.843	0.84539	-0.002392	1
53	0.833	0.83475	-0.0017488	1
54	0.824	0.82424	-0.00023952	1
55	0.815	0.81386	0.0011374	1
56	0.805	0.80362	0.0013837	1
57	0.796	0.7935	0.002501	1
58	0.786	0.78351	0.0024909	1
59	0.777	0.77364	0.003355	1
60	0.768	0.76391	0.004095	1
61	0.758	0.75429	0.0037123	1
62	0.752	0.74479	0.0072086	1
63	0.743	0.73541	0.0075853	1
64	0.733	0.72616	0.0068439	1
65	0.724	0.71701	0.006986	1
66	0.714	0.70799	0.006013	1
67	0.708	0.69907	0.0089263	1

68	0.699	0.69027	0.0087275	1
69	0.689	0.68158	0.0074178	1
70	0.683	0.673	0.0099987	1
71	0.674	0.66453	0.0094716	1
72	0.667	0.65616	0.010838	1
73	0.658	0.6479	0.010099	1
74	0.655	0.63974	0.015256	1
75	0.645	0.63169	0.01331	1
76	0.639	0.62374	0.015263	1
77	0.633	0.61588	0.017115	1
78	0.623	0.60813	0.014869	1
79	0.617	0.60047	0.016525	1
80	0.608	0.59292	0.015085	1
81	0.601	0.58545	0.01555	1
82	0.595	0.57808	0.01692	1
83	0.586	0.5708	0.015198	1
84	0.579	0.56362	0.015384	1
85	0.57	0.55652	0.01348	1
86	0.567	0.54951	0.017486	1
87	0.561	0.5426	0.018405	1
88	0.554	0.53576	0.018236	1
89	0.548	0.52902	0.018981	1
90	0.542	0.52236	0.019641	1
91	0.536	0.51578	0.020217	1
92	0.529	0.50929	0.019711	1
93	0.523	0.50288	0.020123	1
94	0.517	0.49655	0.020454	1
95	0.511	0.49029	0.020705	1
96	0.504	0.48412	0.019878	1
97	0.501	0.47803	0.022973	1
98	0.492	0.47201	0.019991	1
99	0.489	0.46607	0.022934	1
100	0.485	0.4602	0.024801	1
101	0.479	0.45441	0.024595	1
102	0.473	0.44868	0.024316	1
103	0.47	0.44304	0.026965	1
104	0.457	0.43746	0.019542	1
105	0.451	0.43195	0.01905	1
106	0.451	0.42651	0.024488	1
107	0.448	0.42114	0.026857	1
108	0.442	0.41584	0.02616	1
109	0.442	0.41061	0.031395	1
110	0.435	0.40544	0.029564	1
111	0.429	0.40033	0.028669	1
112	0.426	0.39529	0.030709	1
113	0.416	0.39031	0.025685	1
114	0.413	0.3854	0.027599	1
115	0.41	0.38055	0.029451	1
116	0.404	0.37576	0.028242	1
117	0.401	0.37103	0.029973	1
118	0.395	0.36636	0.028644	1

=====

RESULTS FROM VISUAL CURVE MATCHING

.SUAL MATCH PARAMETER ESTIMATES

Estimate

0.02	3.586	3.1763	0.4097	1
0.0233	3.494	3.1713	0.32267	1
0.0266	3.476	3.1664	0.30962	1
0.03	3.453	3.1613	0.29172	1
0.0333	3.428	3.1563	0.27166	1
0.0366	3.409	3.1514	0.2576	1
0.04	3.397	3.1463	0.25067	1
0.0433	3.381	3.1414	0.23959	1
0.0466	3.365	3.1365	0.2285	1
0.05	3.35	3.1314	0.21855	1
0.0533	3.337	3.1266	0.21044	1
0.0566	3.324	3.1217	0.20233	1
0.06	3.312	3.1166	0.19536	1
0.0633	3.299	3.1118	0.18723	1
0.0666	3.287	3.1069	0.18009	1
0.07	3.274	3.1019	0.1721	1
0.0733	3.265	3.0971	0.16794	1
0.0766	3.252	3.0922	0.15979	1
0.08	3.236	3.0872	0.14876	1
0.0833	3.227	3.0824	0.14459	1
0.0866	3.214	3.0776	0.13641	1
0.09	3.205	3.0726	0.13236	1
0.0933	3.192	3.0678	0.12417	1
0.0966	3.183	3.063	0.11996	1
0.1	3.173	3.0581	0.11489	1
0.1033	3.167	3.0533	0.11367	1
0.1066	3.154	3.0486	0.10545	1
0.11	3.148	3.0436	0.10435	1
0.1133	3.136	3.0389	0.097112	1
0.1166	3.126	3.0341	0.091862	1
0.12	3.117	3.0293	0.087748	1
0.1233	3.107	3.0245	0.082482	1
0.1266	3.098	3.0198	0.07821	1
0.13	3.088	3.0149	0.073072	1
0.1333	3.079	3.0102	0.068785	1
0.1366	3.073	3.0055	0.06749	1
0.14	3.063	3.0007	0.062329	1
0.1433	3.054	2.996	0.058019	1
0.1466	3.044	2.9913	0.052702	1
0.15	3.035	2.9865	0.048519	1
0.1533	3.022	2.9818	0.040187	1
0.1566	3.016	2.9772	0.038847	1
0.16	3.006	2.9724	0.033641	1
0.1633	2.997	2.9677	0.029287	1
0.1666	2.991	2.9631	0.027926	1
0.17	2.981	2.9583	0.022697	1
0.1733	2.975	2.9537	0.021321	1
0.1766	2.966	2.9491	0.016937	1
0.18	2.959	2.9443	0.014686	1
0.1833	2.95	2.9397	0.010288	1
0.1866	2.94	2.9351	0.004883	1
0.19	2.934	2.9304	0.0036095	1
0.1933	2.925	2.9258	-0.00081039	1
0.1966	2.918	2.9212	-0.0032374	1
0.2	2.909	2.9165	-0.0075333	1
0.2033	2.903	2.912	-0.0089748	1
0.2066	2.893	2.9074	-0.014423	1
0.21	2.887	2.9027	-0.015742	1
0.2133	2.88	2.8982	-0.018205	1

0.2166	2.871	2.8937	-0.022675	1
0.22	2.865	2.889	-0.024015	1
0.2233	2.859	2.8845	-0.0255	1
0.2266	2.852	2.88	-0.027991	1
0.23	2.843	2.8754	-0.032353	1
0.2333	2.836	2.8709	-0.034859	1
0.2366	2.83	2.8664	-0.036372	1
0.24	2.824	2.8618	-0.037756	1
0.2433	2.818	2.8573	-0.039284	1
0.2466	2.811	2.8528	-0.041818	1
0.25	2.805	2.8482	-0.043224	1
0.2533	2.796	2.8438	-0.047772	1
0.2566	2.789	2.8393	-0.050327	1
0.26	2.783	2.8348	-0.051755	1
0.2633	2.777	2.8303	-0.053324	1
0.2666	2.77	2.8259	-0.055901	1
0.27	2.764	2.8214	-0.05735	1
0.2733	2.758	2.8169	-0.05894	1
0.2766	2.752	2.8125	-0.060538	1
0.28	2.745	2.808	-0.063008	1
0.2833	2.739	2.8036	-0.06462	1
0.2866	2.729	2.7992	-0.070238	1
0.29	2.726	2.7947	-0.06873	1
0.2933	2.72	2.7904	-0.070362	1
0.2966	2.714	2.786	-0.072	1
0.3	2.707	2.7815	-0.074514	1
0.3033	2.701	2.7772	-0.076167	1
0.3066	2.695	2.7728	-0.077826	1
0.31	2.689	2.7684	-0.079361	1
0.3133	2.682	2.764	-0.082034	1
0.3166	2.676	2.7597	-0.083714	1
0.32	2.67	2.7553	-0.08527	1
0.3233	2.663	2.751	-0.087963	1
0.3266	2.657	2.7467	-0.089664	1
0.33	2.651	2.7422	-0.091241	1
0.3333	2.648	2.738	-0.089955	1
0.35	2.616	2.7164	-0.10037	1
0.3666	2.585	2.6951	-0.11008	1
0.3833	2.553	2.6738	-0.12083	1
0.4	2.525	2.6527	-0.12775	1
0.4166	2.496	2.632	-0.13595	1
0.4333	2.471	2.6112	-0.1402	1
0.45	2.443	2.5906	-0.14761	1
0.4666	2.418	2.5703	-0.15231	1
0.4833	2.393	2.55	-0.15704	1
0.5	2.367	2.5299	-0.16294	1
0.5166	2.345	2.5101	-0.16511	1
0.5333	2.32	2.4903	-0.17032	1
0.55	2.298	2.4707	-0.17268	1
0.5666	2.273	2.4513	-0.17832	1
0.5833	2.251	2.432	-0.18099	1
0.6	2.229	2.4128	-0.18382	1
0.6166	2.21	2.3939	-0.18391	1
0.6333	2.188	2.375	-0.18703	1
0.65	2.169	2.3563	-0.1873	1
0.6666	2.147	2.3378	-0.19084	1
0.6833	2.128	2.3194	-0.1914	1
0.7	2.109	2.3011	-0.19212	1
0.7166	2.09	2.2831	-0.19308	1
0.7333	2.071	2.2651	-0.19408	1

0.75	2.052	2.2472	-0.19522	1
0.7666	2.037	2.2296	-0.19261	1
0.7833	2.018	2.212	-0.19403	1
0.8	2.002	2.1946	-0.19259	1
0.8166	1.983	2.1774	-0.19439	1
0.8333	1.968	2.1602	-0.19222	1
0.85	1.952	2.1432	-0.19119	1
0.8666	1.936	2.1264	-0.19039	1
0.8833	1.92	2.1096	-0.18962	1
0.9	1.905	2.093	-0.18799	1
0.9166	1.889	2.0766	-0.18759	1
0.9333	1.873	2.0602	-0.18721	1
0.95	1.861	2.044	-0.18297	1
0.9666	1.845	2.028	-0.18295	1
0.9833	1.829	2.012	-0.18296	1
1	1.816	1.9961	-0.1801	1
1.2	1.621	1.8156	-0.19456	1
1.4	1.492	1.6513	-0.15935	1
1.6	1.385	1.502	-0.11699	1
1.8	1.287	1.3661	-0.079144	1
2	1.206	1.2426	-0.036582	1
2.2	1.133	1.1302	0.0028041	1
2.4	1.07	1.028	0.042025	1
2.6	1.013	0.935	0.078001	1
2.8	0.963	0.85043	0.11257	1
3	0.916	0.77351	0.14249	1
3.2	0.875	0.70355	0.17145	1
3.4	0.84	0.63992	0.20008	1
3.6	0.803	0.58204	0.22096	1
3.8	0.771	0.5294	0.2416	1
4	0.746	0.48152	0.26448	1
4.2	0.721	0.43797	0.28303	1
4.4	0.696	0.39835	0.29765	1
4.6	0.673	0.36232	0.31068	1
4.8	0.651	0.32955	0.32145	1
5	0.633	0.29975	0.33325	1
5.2	0.617	0.27264	0.34436	1
5.4	0.601	0.24798	0.35302	1
5.6	0.588	0.22555	0.36245	1
5.8	0.573	0.20515	0.36785	1
6	0.56	0.18659	0.37341	1
6.2	0.541	0.16972	0.37128	1
6.4	0.529	0.15437	0.37463	1
6.6	0.519	0.14041	0.37859	1
6.8	0.507	0.12771	0.37929	1
7	0.497	0.11616	0.38084	1
7.2	0.488	0.10565	0.38235	1
7.4	0.475	0.096095	0.37891	1
7.6	0.469	0.087403	0.3816	1
7.8	0.456	0.079498	0.3765	1
8	0.45	0.072308	0.37769	1
8.2	0.44	0.065768	0.37423	1
8.4	0.431	0.059819	0.37118	1
8.6	0.425	0.054409	0.37059	1
8.8	0.415	0.049488	0.36551	1
9	0.409	0.045012	0.36399	1
9.2	0.403	0.040941	0.36206	1
9.4	0.393	0.037238	0.35576	1
9.6	0.39	0.03387	0.35613	1
9.8	0.384	0.030807	0.35319	1

0.0733	1.657	1.6065	0.050471	1
0.0766	1.648	1.6052	0.042809	1
0.08	1.642	1.6038	0.038186	1
0.0833	1.642	1.6025	0.039521	1
0.0866	1.632	1.6011	0.030856	1
0.09	1.632	1.5998	0.032229	1
0.0933	1.629	1.5984	0.030561	1
0.0966	1.626	1.5971	0.028892	1
0.1	1.623	1.5957	0.027263	1
0.1033	1.62	1.5944	0.025591	1
0.1066	1.617	1.5931	0.023919	1
0.11	1.617	1.5917	0.025286	1
0.1133	1.61	1.5904	0.019611	1
0.1166	1.61	1.5891	0.020935	1
0.12	1.607	1.5877	0.019299	1
0.1233	1.607	1.5864	0.020621	1
0.1266	1.604	1.5851	0.018942	1
0.13	1.601	1.5837	0.017301	1
0.1333	1.598	1.5824	0.01562	1
0.1366	1.595	1.5811	0.013938	1
0.14	1.595	1.5797	0.015294	1
0.1433	1.591	1.5784	0.012609	1
0.1466	1.588	1.5771	0.010924	1
0.15	1.588	1.5757	0.012277	1
0.1533	1.585	1.5744	0.010589	1
0.1566	1.585	1.5731	0.0119	1
0.16	1.582	1.5718	0.010249	1
0.1633	1.582	1.5704	0.011558	1
0.1666	1.579	1.5691	0.0098658	1
0.17	1.579	1.5678	0.011212	1
0.1733	1.576	1.5665	0.0095174	1
0.1766	1.573	1.5652	0.0078218	1
0.18	1.573	1.5638	0.0091645	1
0.1833	1.569	1.5625	0.0064667	1
0.1866	1.569	1.5612	0.0077678	1
0.19	1.566	1.5599	0.0061072	1
0.1933	1.566	1.5586	0.0074061	1
0.1966	1.563	1.5573	0.0057039	1
0.2	1.56	1.556	0.0040399	1
0.2033	1.56	1.5547	0.0053355	1
0.2066	1.557	1.5534	0.00363	1
0.21	1.557	1.552	0.0049626	1
0.2133	1.557	1.5507	0.006255	1
0.2166	1.554	1.5495	0.0045463	1
0.22	1.55	1.5481	0.0018755	1
0.2233	1.55	1.5468	0.0031646	1
0.2266	1.547	1.5455	0.0014526	1
0.23	1.544	1.5442	-0.00022145	1
0.2333	1.544	1.5429	0.0010644	1
0.2366	1.544	1.5417	0.0023492	1
0.24	1.541	1.5403	0.00067174	1
0.2433	1.541	1.539	0.0019543	1
0.2466	1.538	1.5378	0.00023586	1
0.25	1.538	1.5364	0.0015551	1
0.2533	1.535	1.5352	-0.00016553	1
0.2566	1.535	1.5339	0.0011128	1
0.26	1.532	1.5326	-0.00057132	1
0.2633	1.528	1.5313	-0.0032952	1
0.2666	1.528	1.53	-0.0020201	1

0.27	1.528	1.5287	-0.0007075	1
0.2733	1.528	1.5274	0.00056541	1
0.2766	1.525	1.5262	-0.0011627	1
0.28	1.522	1.5249	-0.0028534	1
0.2833	1.522	1.5236	-0.0015837	1
0.2866	1.519	1.5223	-0.0033151	1
0.29	1.519	1.521	-0.0020091	1
0.2933	1.516	1.5197	-0.0037426	1
0.2966	1.516	1.5185	-0.0024771	1
0.3	1.516	1.5172	-0.0011744	1
0.3033	1.513	1.5159	-0.0029111	1
0.3066	1.513	1.5146	-0.0016488	1
0.31	1.51	1.5133	-0.0033494	1
0.3133	1.506	1.5121	-0.0060893	1
0.3166	1.506	1.5108	-0.0048302	1
0.32	1.506	1.5095	-0.0035341	1
0.3233	1.503	1.5083	-0.0052771	1
0.3266	1.5	1.507	-0.0070212	1
0.33	1.503	1.5057	-0.0027283	1
0.3333	1.5	1.5045	-0.0044746	1
0.35	1.491	1.4981	-0.0071456	1
0.3666	1.484	1.4919	-0.007881	1
0.3833	1.475	1.4856	-0.010605	1
0.4	1.469	1.4794	-0.010356	1
0.4166	1.462	1.4732	-0.011169	1
0.4333	1.453	1.467	-0.013972	1
0.45	1.447	1.4608	-0.013801	1
0.4666	1.44	1.4547	-0.014693	1
0.4833	1.434	1.4486	-0.014573	1
0.5	1.428	1.4425	-0.014479	1
0.5166	1.421	1.4364	-0.015447	1
0.5333	1.415	1.4304	-0.015405	1
0.55	1.406	1.4244	-0.018387	1
0.5666	1.399	1.4184	-0.019431	1
0.5833	1.396	1.4125	-0.016464	1
0.6	1.393	1.4065	-0.013522	1
0.6166	1.387	1.4006	-0.013641	1
0.6333	1.377	1.3947	-0.017749	1
0.65	1.371	1.3889	-0.017881	1
0.6666	1.365	1.3831	-0.018074	1
0.6833	1.362	1.3773	-0.015255	1
0.7	1.352	1.3715	-0.019462	1
0.7166	1.346	1.3657	-0.019727	1
0.7333	1.343	1.36	-0.016982	1
0.75	1.333	1.3543	-0.021261	1
0.7666	1.33	1.3486	-0.018598	1
0.7833	1.327	1.3429	-0.015924	1
0.8	1.315	1.3373	-0.022275	1
0.8166	1.311	1.3317	-0.020683	1
0.8333	1.305	1.3261	-0.021081	1
0.85	1.302	1.3205	-0.018503	1
0.8666	1.293	1.315	-0.021981	1
0.8833	1.286	1.3094	-0.023449	1
0.9	1.283	1.3039	-0.020941	1
0.9166	1.277	1.2985	-0.021488	1
0.9333	1.274	1.293	-0.019026	1
0.95	1.267	1.2876	-0.020586	1
0.9666	1.261	1.2822	-0.021202	1
0.9833	1.255	1.2768	-0.021808	1
1	1.248	1.2714	-0.023437	1

1.2	1.176	1.2088	-0.03284	1
1.4	1.12	1.1493	-0.029325	1
1.6	1.063	1.0927	-0.029741	1
1.8	1.009	1.0389	-0.029942	1
2	0.959	0.98779	-0.028791	1
2.2	0.912	0.93916	-0.02716	1
2.4	0.868	0.89292	-0.024922	1
2.6	0.827	0.84896	-0.021961	1
2.8	0.792	0.80716	-0.015164	1
3	0.748	0.76742	-0.019425	1
3.2	0.714	0.72964	-0.015642	1
3.4	0.679	0.69372	-0.01472	1
3.6	0.648	0.65957	-0.011566	1
3.8	0.616	0.62709	-0.011093	1
4	0.588	0.59622	-0.0082195	1
4.2	0.56	0.56687	-0.0068658	1
4.4	0.534	0.53896	-0.0049573	1
4.6	0.509	0.51242	-0.0034228	1
4.8	0.487	0.48719	-0.00019468	1
5	0.468	0.46321	0.0047914	1
5.2	0.443	0.44404	0.0025965	1
5.4	0.424	0.41872	0.0052789	1
5.6	0.405	0.39811	0.0068938	1
5.8	0.386	0.37851	0.0074938	1
6	0.374	0.35987	0.014129	1
6.2	0.355	0.34215	0.012846	1
6.4	0.339	0.32531	0.013692	1
6.6	0.324	0.30929	0.014708	1
6.8	0.311	0.29407	0.016935	1
7	0.298	0.27959	0.018413	1
7.2	0.286	0.26582	0.020178	1
7.4	0.273	0.25274	0.020265	1
7.6	0.264	0.24029	0.023708	1
7.8	0.254	0.22846	0.025538	1
8	0.248	0.21721	0.030786	1
8.2	0.232	0.20652	0.02548	1
8.4	0.223	0.19635	0.026648	1
8.6	0.217	0.18669	0.030315	1
8.8	0.21	0.17749	0.032506	1
9	0.201	0.16876	0.032244	1
9.2	0.195	0.16045	0.034553	1
9.4	0.185	0.15255	0.032452	1
9.6	0.182	0.14504	0.036962	1
9.8	0.176	0.1379	0.038103	1
10	0.169	0.13111	0.037892	1
11	0.141	0.10186	0.039141	1
12	0.122	0.079135	0.042865	1
13	0.106	0.061481	0.044519	1
14	0.094	0.047765	0.046235	1
15	0.081	0.037109	0.043891	1
16	0.072	0.02883	0.04317	1
17	0.069	0.022399	0.046601	1
18	0.062	0.017402	0.044598	1
19	0.056	0.01352	0.04248	1
20	0.056	0.010503	0.045497	1
21	0.05	0.0081603	0.04184	1
22	0.047	0.0063398	0.04066	1
23	0.047	0.0049254	0.042075	1
24	0.04	0.0038266	0.036173	1
25	0.037	0.0029729	0.034027	1

0.33	2.26	1.7799	0.48007	1
0.38	2.15	1.7774	0.37264	1
0.43	2.06	1.7748	0.28521	1
0.48	2	1.7722	0.22777	1
0.52	1.91	1.7702	0.13982	1
0.57	1.88	1.7676	0.11237	1
0.62	1.85	1.7651	0.084928	1
0.67	1.8	1.7625	0.037477	1
0.77	1.75	1.7574	-0.0074353	1
0.83	1.73	1.7544	-0.02439	1
0.9	1.71	1.7508	-0.040843	1
0.97	1.69	1.7473	-0.057304	1
1.08	1.67	1.7418	-0.071757	1
1.18	1.65	1.7367	-0.086729	1
1.32	1.63	1.7297	-0.099715	1
1.48	1.61	1.7217	-0.11173	1
1.72	1.59	1.7098	-0.11983	1
1.97	1.57	1.6975	-0.12752	1
2.28	1.55	1.6824	-0.13237	1
2.47	1.53	1.6732	-0.14316	1
2.93	1.51	1.6511	-0.14106	1
3.43	1.49	1.6274	-0.13737	1
3.82	1.47	1.6091	-0.13912	1
4.32	1.45	1.586	-0.13603	1
4.88	1.43	1.5606	-0.13056	1
5.52	1.41	1.532	-0.12196	1
6.18	1.39	1.503	-0.11301	1
6.77	1.37	1.4776	-0.10759	1
7.43	1.35	1.4497	-0.099669	1
8.23	1.33	1.4165	-0.086529	1
9	1.31	1.3853	-0.075348	1
9.88	1.29	1.3506	-0.060551	1
10.67	1.27	1.3201	-0.050059	1
11.55	1.25	1.2869	-0.036903	1
12.48	1.23	1.2528	-0.022767	1
13.32	1.21	1.2227	-0.012714	1
14.28	1.19	1.1892	0.00075075	1
15.47	1.17	1.149	0.020964	1
16.32	1.15	1.1211	0.028853	1
18	1.1	1.068	0.031999	1
20.38	1.07	0.99699	0.073006	1
21.9	1.05	0.95414	0.095864	1
23.15	1.03	0.92028	0.10972	1
24.25	1.01	0.89147	0.11853	1
25.68	0.99	0.85537	0.13463	1
26.77	0.97	0.82884	0.14116	1
28.67	0.93	0.78455	0.14545	1
30.45	0.86	0.7452	0.1148	1
31.63	0.81	0.72021	0.089791	1
32.3	0.79	0.70639	0.083606	1
32.7	0.77	0.69827	0.071726	1
33.3	0.75	0.68627	0.063733	1
34.5	0.71	0.66287	0.04713	1
36.57	0.65	0.62437	0.025631	1
37.78	0.61	0.60291	0.0070927	1
39.32	0.57	0.57666	-0.0066565	1
41.85	0.51	0.53599	-0.025988	1
43.63	0.47	0.50911	-0.039107	1
46.77	0.41	0.46493	-0.054931	1

0.0366	1.714	1.6129	0.10113	1
0.04	1.704	1.6097	0.0943	1
0.0433	1.604	1.6066	-0.0026277	1
0.0466	1.66	1.6036	0.056439	1
0.05	1.67	1.6004	0.069593	1
0.0533	1.616	1.5974	0.018648	1
0.0566	1.632	1.5943	0.037697	1
0.06	1.638	1.5912	0.046832	1
0.0633	1.61	1.5881	0.02187	1
0.0666	1.613	1.5851	0.027901	1
0.07	1.616	1.582	0.034019	1
0.0733	1.601	1.579	0.022038	1
0.0766	1.598	1.5759	0.022052	1
0.08	1.594	1.5728	0.021152	1
0.0833	1.588	1.5698	0.018154	1
0.0866	1.582	1.5668	0.015151	1
0.09	1.579	1.5638	0.015232	1
0.0933	1.575	1.5608	0.014217	1
0.0966	1.569	1.5578	0.011197	1
0.1	1.566	1.5547	0.01126	1
0.1033	1.563	1.5518	0.011228	1
0.1066	1.557	1.5488	0.0081901	1
0.11	1.553	1.5458	0.0072361	1
0.1133	1.55	1.5428	0.0071867	1
0.1166	1.544	1.5399	0.0041318	1
0.12	1.541	1.5368	0.0041601	1
0.1233	1.535	1.5339	0.0010938	1
0.1266	1.531	1.531	2.1801E-005	1
0.13	1.528	1.528	3.2709E-005	1
0.1333	1.522	1.5251	-0.0030506	1
0.1366	1.522	1.5221	-0.00013948	1
0.14	1.519	1.5191	-0.00014596	1
0.1433	1.513	1.5162	-0.0032461	1
0.1466	1.509	1.5134	-0.0043518	1
0.15	1.506	1.5104	-0.0043755	1
0.1533	1.503	1.5075	-0.0044924	1
0.1566	1.5	1.5046	-0.0046148	1
0.16	1.494	1.5017	-0.0076558	1
0.1633	1.491	1.4988	-0.0077893	1
0.1666	1.487	1.4959	-0.0089283	1
0.17	1.484	1.493	-0.0089863	1
0.1733	1.481	1.4901	-0.0091364	1
0.1766	1.478	1.4873	-0.009292	1
0.18	1.475	1.4844	-0.009367	1
0.1833	1.472	1.4815	-0.0095335	1
0.1866	1.469	1.4787	-0.0097054	1
0.19	1.465	1.4758	-0.010797	1
0.1933	1.462	1.473	-0.01098	1
0.1966	1.459	1.4702	-0.011169	1
0.2	1.456	1.4673	-0.011277	1
0.2033	1.453	1.4645	-0.011476	1
0.2066	1.45	1.4617	-0.011681	1
0.21	1.447	1.4588	-0.011806	1
0.2133	1.443	1.456	-0.013022	1
0.2166	1.44	1.4532	-0.013242	1
0.22	1.44	1.4504	-0.010384	1
0.2233	1.437	1.4476	-0.010616	1
0.2266	1.434	1.4449	-0.010852	1
0.23	1.431	1.442	-0.011011	1

0.2333	1.425	1.4393	-0.014258	1
0.2366	1.425	1.4365	-0.011511	1
0.24	1.421	1.4337	-0.012686	1
0.2433	1.418	1.4309	-0.012949	1
0.2466	1.415	1.4282	-0.013217	1
0.25	1.412	1.4254	-0.013409	1
0.2533	1.409	1.4227	-0.013688	1
0.2566	1.406	1.42	-0.013972	1
0.26	1.403	1.4172	-0.014179	1
0.2633	1.403	1.4145	-0.011474	1
0.2666	1.399	1.4118	-0.012774	1
0.27	1.396	1.409	-0.012998	1
0.2733	1.393	1.4063	-0.013308	1
0.2766	1.39	1.4036	-0.013624	1
0.28	1.387	1.4009	-0.013863	1
0.2833	1.384	1.3982	-0.014189	1
0.2866	1.384	1.3955	-0.01152	1
0.29	1.38	1.3928	-0.012776	1
0.2933	1.377	1.3901	-0.013117	1
0.2966	1.374	1.3875	-0.013463	1
0.3	1.371	1.3847	-0.013735	1
0.3033	1.371	1.3821	-0.011092	1
0.3066	1.368	1.3795	-0.011453	1
0.31	1.365	1.3767	-0.01174	1
0.3133	1.362	1.3741	-0.012112	1
0.3166	1.358	1.3715	-0.013489	1
0.32	1.355	1.3688	-0.013792	1
0.3233	1.355	1.3662	-0.011179	1
0.3266	1.352	1.3636	-0.011571	1
0.33	1.349	1.3609	-0.01189	1
0.3333	1.346	1.3583	-0.012292	1
0.35	1.333	1.3452	-0.012222	1
0.3666	1.321	1.3324	-0.011354	1
0.3833	1.305	1.3195	-0.014533	1
0.4	1.292	1.3068	-0.014836	1
0.4166	1.283	1.2943	-0.011336	1
0.4333	1.27	1.2819	-0.011881	1
0.45	1.258	1.2695	-0.011546	1
0.4666	1.245	1.2574	-0.012402	1
0.4833	1.233	1.2453	-0.012302	1
0.5	1.223	1.2333	-0.010319	1
0.5166	1.211	1.2215	-0.010522	1
0.5333	1.198	1.2098	-0.011768	1
0.55	1.189	1.1981	-0.0091266	1
0.5666	1.176	1.1867	-0.010666	1
0.5833	1.167	1.1752	-0.0082473	1
0.6	1.157	1.1639	-0.0069382	1
0.6166	1.148	1.1528	-0.0048048	1
0.6333	1.135	1.1417	-0.0067117	1
0.65	1.126	1.1307	-0.0047254	1
0.6666	1.113	1.1199	-0.0069097	1
0.6833	1.104	1.1091	-0.0051332	1
0.7	1.094	1.0985	-0.0044603	1
0.7166	1.085	1.088	-0.0029532	1
0.7333	1.072	1.0775	-0.0054842	1
0.75	1.066	1.0671	-0.0011159	1
0.7666	1.053	1.0569	-0.0039086	1
0.7833	1.044	1.0467	-0.0027383	1
0.8	1.034	1.0367	-0.0026659	1
0.8166	1.028	1.0267	0.0012501	1

0.8333	1.019	1.0169	0.0021302	1
0.85	1.009	1.0071	0.0019152	1
0.8666	0.997	0.99745	-0.00045171	1
0.8833	0.99	0.98785	0.0021464	1
0.9	0.984	0.97835	0.0056522	1
0.9166	0.972	0.96899	0.0030104	1
0.9333	0.965	0.95967	0.0053347	1
0.95	0.956	0.95043	0.0055692	1
0.9666	0.946	0.94134	0.0046604	1
0.9833	0.937	0.93228	0.0047186	1
1	0.931	0.92331	0.0076896	1
1.2	0.814	0.82235	-0.0083498	1
1.4	0.729	0.73243	-0.0034289	1
1.6	0.654	0.65234	0.0016595	1
1.8	0.585	0.58101	0.0039905	1
2	0.522	0.51748	0.0045217	1
2.2	0.468	0.46089	0.007106	1
2.4	0.418	0.4105	0.0075031	1
2.6	0.374	0.36561	0.0083894	1
2.8	0.336	0.32563	0.010368	1
3	0.301	0.29003	0.010974	1
3.2	0.27	0.25831	0.011687	1
3.4	0.245	0.23007	0.014933	1
3.6	0.223	0.20491	0.01809	1
3.8	0.201	0.1825	0.018496	1
4	0.182	0.16255	0.019452	1
4.2	0.163	0.14477	0.018226	1
4.4	0.151	0.12894	0.022057	1
4.6	0.135	0.11484	0.020156	1
4.8	0.125	0.10229	0.022714	1
5	0.113	0.091101	0.021899	1
5.2	0.103	0.08114	0.02186	1
5.4	0.097	0.072268	0.024732	1
5.6	0.091	0.064365	0.026635	1
5.8	0.084	0.057327	0.026673	1
6	0.078	0.051059	0.026941	1
6.2	0.069	0.045476	0.023524	1
6.4	0.066	0.040503	0.025497	1
6.6	0.059	0.036074	0.022926	1
6.8	0.059	0.03213	0.02687	1
7	0.053	0.028616	0.024384	1
7.2	0.05	0.025487	0.024513	1
7.4	0.047	0.0227	0.0243	1
7.6	0.044	0.020218	0.023782	1
7.8	0.044	0.018007	0.025993	1
8	0.04	0.016038	0.023962	1
8.2	0.037	0.014285	0.022715	1
8.4	0.034	0.012723	0.021277	1
8.6	0.034	0.011331	0.022669	1
8.8	0.031	0.010092	0.020908	1
9	0.031	0.0089888	0.022011	1
9.2	0.031	0.0080059	0.022994	1
9.4	0.028	0.0071305	0.020869	1
9.6	0.028	0.0063508	0.021649	1
9.8	0.025	0.0056564	0.019344	1
10	0.025	0.0050379	0.019962	1
11	0.018	0.0028235	0.015176	1
12	0.018	0.0015825	0.016418	1
13	0.015	0.00088691	0.014113	1
14	0.012	0.00049708	0.011503	1

SEAD-26



MW26-3
SE1000C
Environmental Logger
12/05/95 12:54

Unit# 00001 Test 2

Reference 0.000
Linearity 0.000
Scale factor 9.910
Offset -0.140
Delay mSEC 50.000

VARIABLE
Elapsed Time
INPUT 1
UNITS
Minutes
Drawdown from Static. feet

Step 0 12/05/95 10:35:53 am

Elapsed Time	INPUT 1	Elapsed Time	INPUT 1	Elapsed Time	INPUT 1	Elapsed Time	INPUT 1
0.0033	2.887	0.19	0.912	0.55	0.232	6.8	0.031
0.0066	1.903	0.1933	0.897	0.5666	0.226	7	0.028
0.01	1.84	0.1966	0.881	0.5833	0.22	7.2	0.028
0.0133	1.85	0.2	0.868	0.6	0.213	7.4	0.028
0.0166	1.831	0.2033	0.853	0.6166	0.21	7.6	0.028
0.02	1.822	0.2066	0.837	0.6333	0.207	7.8	0.028
0.0233	1.787	0.21	0.825	0.65	0.201	8	0.025
0.0266	1.759	0.2133	0.809	0.6666	0.198	8.2	0.025
0.03	1.771	0.2166	0.793	0.6833	0.194	8.4	0.025
0.0333	1.753	0.22	0.781	0.7	0.191	8.6	0.022
0.0366	1.718	0.2233	0.768	0.7166	0.185	8.8	0.022
0.04	1.671	0.2266	0.752	0.7333	0.182	9	0.022
0.0433	1.662	0.23	0.74	0.75	0.179	9.2	0.022
0.0466	1.646	0.2333	0.727	0.7666	0.179	9.4	0.022
0.05	1.624	0.2366	0.712	0.7833	0.172	9.6	0.022
0.0533	1.602	0.24	0.699	0.8	0.172	9.8	0.019
0.0566	1.58	0.2433	0.687	0.8166	0.169	10	0.019
0.06	1.561	0.2466	0.674	0.8333	0.166	11	0.016
0.0633	1.543	0.25	0.662	0.85	0.163	12	0.019
0.0666	1.517	0.2533	0.649	0.8666	0.163	13	0.016
0.07	1.505	0.2566	0.636	0.8833	0.16	14	0.013
0.0733	1.486	0.26	0.627	0.9	0.157	15	0.013
0.0766	1.47	0.2633	0.615	0.9166	0.157	16	0.009
0.08	1.452	0.2666	0.602	0.9333	0.154	17	0.009
0.0833	1.433	0.27	0.593	0.95	0.154	18	0.009
0.0866	1.417	0.2733	0.58	0.9666	0.151	19	0.006
0.09	1.398	0.2766	0.571	0.9833	0.147	20	0.006
0.0933	1.379	0.28	0.558	1	0.147	21	0.006
0.0966	1.364	0.2833	0.549	1.2	0.129	22	0.006
0.1	1.345	0.2866	0.539	1.4	0.113	23	0.003
0.1033	1.329	0.29	0.53	1.6	0.104	24	0.003
0.1066	1.31	0.2933	0.52	1.8	0.094	25	0.003
0.11	1.295	0.2966	0.511	2	0.088	26	0
0.1133	1.279	0.3	0.505	2.2	0.082	27	0.003
0.1166	1.26	0.3033	0.495	2.4	0.078	28	0.003
0.12	1.245	0.3066	0.486	2.6	0.072	29	0.003
0.1233	1.229	0.31	0.48	2.8	0.069	30	0.003
0.1266	1.21	0.3133	0.47	3	0.066	31	0
0.13	1.195	0.3166	0.464	3.2	0.063	32	0
0.1333	1.179	0.32	0.458	3.4	0.06	33	0
0.1366	1.163	0.3233	0.448	3.6	0.057	34	0
0.14	1.147	0.3266	0.442	3.8	0.053		
0.1433	1.129	0.33	0.436	4	0.05		
0.1466	1.113	0.3333	0.43	4.2	0.05		
0.15	1.097	0.35	0.398	4.4	0.047		
0.1533	1.082	0.3666	0.37	4.6	0.047		
0.1566	1.066	0.3833	0.348	4.8	0.044		
0.16	1.05	0.4	0.329	5	0.041		
0.1633	1.035	0.4166	0.314	5.2	0.041		
0.1666	1.019	0.4333	0.298	5.4	0.041		
0.17	1.003	0.45	0.285	5.6	0.038		
0.1733	0.988	0.4666	0.273	5.8	0.038		
0.1766	0.972	0.4833	0.263	6	0.035		
0.18	0.959	0.5	0.254	6.2	0.035		
0.1833	0.944	0.5166	0.248	6.4	0.031		
0.1866	0.928	0.5333	0.241	6.6	0.031		

MW26-4
 Hand-run Slug test with Stopwatch and Electronic
 Water Level Meter
 12/06/95 10:08am

VARIABLE	UNITS
Elapsed Time	Minutes
INPUT 1	Drawdown from Static, feet

Elapsed Time	INPUT 1
0.2	1.14
0.28	1.04
0.37	0.73
0.45	0.55
0.48	0.5
0.58	0.37
0.67	0.33
0.73	0.29
0.83	0.26
0.95	0.24
1.03	0.22
1.22	0.2
1.42	0.18
1.72	0.16
2.1	0.14
2.57	0.12
3.2	0.1
4.32	0.08
5.97	0.06
7.88	0.04
11.5	0.02
15.65	0.01

MW26-5
SE1000C
Environmental Logger
12/05 09:10

Unit# 00001 Test 1

Reference 0.000
Linearity 0.000
Scale factor 9.910
Offset -0.140
Delay mSEC 50.000

VARIABLE UNITS
Elapsed Time Minutes
INPUT 1 Drawdown from Static, feet

Step 0 12/05/95 08:12:19 am

Elapsed Time	INPUT 1	Elapsed Time	INPUT 1	Elapsed Time	INPUT 1	Elapsed Time	INPUT 1
0	5.235	0.1833	1.069	0.5	0.576	6	0.297
0.0033	2.091	0.1866	1.059	0.5166	0.57	6.2	0.291
0.0066	1.523	0.19	1.05	0.5333	0.561	6.4	0.291
0.01	1.743	0.1933	1.04	0.55	0.551	6.6	0.288
0.0133	1.661	0.1966	1.031	0.5666	0.545	6.8	0.282
0.0166	1.649	0.2	1.021	0.5833	0.539	7	0.282
0.02	1.633	0.2033	1.015	0.6	0.532	7.2	0.278
0.0233	1.614	0.2066	1.006	0.6166	0.526	7.4	0.275
0.0266	1.608	0.21	0.996	0.6333	0.523	7.6	0.272
0.03	1.605	0.2133	0.987	0.65	0.517	7.8	0.269
0.0333	1.58	0.2166	0.981	0.6666	0.514	8	0.266
0.0366	1.561	0.22	0.971	0.6833	0.51	8.2	0.263
0.04	1.536	0.2233	0.962	0.7	0.504	8.4	0.26
0.0433	1.536	0.2266	0.956	0.7166	0.501	8.6	0.26
0.0466	1.526	0.23	0.946	0.7333	0.498	8.8	0.257
0.05	1.507	0.2333	0.94	0.75	0.495	9	0.253
0.0533	1.498	0.2366	0.934	0.7666	0.492	9.2	0.25
0.0566	1.47	0.24	0.924	0.7833	0.489	9.4	0.25
0.06	1.464	0.2433	0.915	0.8	0.485	9.6	0.247
0.0633	1.451	0.2466	0.909	0.8166	0.482	9.8	0.244
0.0666	1.442	0.25	0.902	0.8333	0.479	10	0.241
0.07	1.432	0.2533	0.893	0.85	0.476	11	0.231
0.0733	1.42	0.2566	0.887	0.8666	0.473	12	0.219
0.0766	1.407	0.26	0.877	0.8833	0.47	13	0.213
0.08	1.395	0.2633	0.874	0.9	0.47	14	0.206
0.0833	1.382	0.2666	0.865	0.9166	0.467	15	0.197
0.0866	1.369	0.27	0.858	0.9333	0.463	16	0.184
0.09	1.36	0.2733	0.852	0.95	0.46	17	0.181
0.0933	1.348	0.2766	0.846	0.9666	0.46	18	0.175
0.0966	1.335	0.28	0.84	0.9833	0.457	19	0.169
0.1	1.326	0.2833	0.833	1	0.454	20	0.159
0.1033	1.313	0.2866	0.827	1.2	0.432	21	0.153
0.1066	1.304	0.29	0.821	1.4	0.416	22	0.147
0.11	1.291	0.2933	0.815	1.6	0.407	23	0.144
0.1133	1.279	0.2966	0.808	1.8	0.398	24	0.134
0.1166	1.269	0.3	0.802	2	0.388	25	0.131
0.12	1.257	0.3033	0.796	2.2	0.379	26	0.125
0.1233	1.247	0.3066	0.79	2.4	0.376	27	0.122
0.1266	1.238	0.31	0.786	2.6	0.369	28	0.115
0.13	1.225	0.3133	0.78	2.8	0.363	29	0.109
0.1333	1.216	0.3166	0.774	3	0.357	30	0.106
0.1366	1.203	0.32	0.768	3.2	0.351	31	0.103
0.14	1.194	0.3233	0.761	3.4	0.344	32	0.1
0.1433	1.181	0.3266	0.758	3.6	0.341	33	0.097
0.1466	1.172	0.33	0.752	3.8	0.335	34	0.094
0.15	1.163	0.3333	0.746	4	0.332	35	0.09
0.1533	1.153	0.35	0.724	4.2	0.329	36	0.084
0.1566	1.144	0.3666	0.699	4.4	0.322	37	0.081
0.16	1.134	0.3833	0.677	4.6	0.319	38	0.078
0.1633	1.125	0.4	0.658	4.8	0.316	39	0.075
0.1666	1.112	0.4166	0.642	5	0.313	40	0.075
0.17	1.103	0.4333	0.626	5.2	0.31	41	0.072
0.1733	1.094	0.45	0.611	5.4	0.307	42	0.068
0.1766	1.087	0.4666	0.598	5.6	0.3	43	0.065
0.18	1.075	0.4833	0.589	5.8	0.297		

MW26-6
SE1000C
Environmental Logger
12/05 12:57

Unit# 00001 Test 3

Reference 0.000
Linearity 0.000
Scale factor 9.910
Offset -0.140
Delay mSEC 50.000

VARIABLE
Elapsed Time
INPUT 1
UNITS
Minutes
Drawdown from Static, feet

Step 0 12/05/95 11:42:46 am

Elapsed Time	INPUT 1	Elapsed Time	INPUT 1	Elapsed Time	INPUT 1	Elapsed Time	INPUT 1
0	0.021	0.1866	1.417	0.5333	0.686	6.6	0.169
0.0033	0.705	0.19	1.404	0.55	0.674	6.8	0.163
0.0066	5.846	0.1933	1.391	0.5666	0.664	7	0.156
0.01	-0.388	0.1966	1.379	0.5833	0.652	7.2	0.153
0.0133	2.175	0.2	1.37	0.6	0.639	7.4	0.147
0.0166	2.144	0.2033	1.357	0.6166	0.633	7.6	0.144
0.02	2.2	0.2066	1.344	0.6333	0.623	7.8	0.141
0.0233	2.163	0.21	1.332	0.65	0.617	8	0.134
0.0266	2.141	0.2133	1.319	0.6666	0.608	8.2	0.131
0.03	2.144	0.2166	1.31	0.6833	0.598	8.4	0.128
0.0333	2.109	0.22	1.297	0.7	0.592	8.6	0.125
0.0366	2.084	0.2233	1.285	0.7166	0.586	8.8	0.119
0.04	2.069	0.2266	1.275	0.7333	0.583	9	0.119
0.0433	2.069	0.23	1.263	0.75	0.576	9.2	0.112
0.0466	2.044	0.2333	1.253	0.7666	0.57	9.4	0.109
0.05	2.006	0.2366	1.241	0.7833	0.564	9.6	0.106
0.0533	2	0.24	1.232	0.8	0.561	9.8	0.103
0.0566	1.909	0.2433	1.219	0.8166	0.554	10	0.1
0.06	1.968	0.2466	1.21	0.8333	0.551	11	0.087
0.0633	1.94	0.25	1.197	0.85	0.545	12	0.081
0.0666	1.924	0.2533	1.188	0.8666	0.539	13	0.072
0.07	1.924	0.2566	1.178	0.8833	0.536	14	0.062
0.0733	1.893	0.26	1.169	0.9	0.532	15	0.053
0.0766	1.874	0.2633	1.159	0.9166	0.529	16	0.047
0.08	1.865	0.2666	1.147	0.9333	0.526	17	0.04
0.0833	1.849	0.27	1.138	0.95	0.52	18	0.037
0.0866	1.833	0.2733	1.128	0.9666	0.517	19	0.034
0.09	1.815	0.2766	1.119	0.9833	0.514	20	0.028
0.0933	1.802	0.28	1.109	1	0.51	21	0.028
0.0966	1.786	0.2833	1.1	1.2	0.47	22	0.025
0.1	1.771	0.2866	1.09	1.4	0.442	23	0.021
0.1033	1.755	0.29	1.084	1.6	0.416		
0.1066	1.743	0.2933	1.072	1.8	0.398		
0.11	1.727	0.2966	1.065	2	0.379		
0.1133	1.714	0.3	1.056	2.2	0.363		
0.1166	1.686	0.3033	1.047	2.4	0.344		
0.12	1.67	0.3066	1.04	2.6	0.332		
0.1233	1.68	0.31	1.034	2.8	0.316		
0.1266	1.655	0.3133	1.025	3	0.304		
0.13	1.645	0.3166	1.015	3.2	0.294		
0.1333	1.63	0.32	1.006	3.4	0.282		
0.1366	1.614	0.3233	0.993	3.6	0.272		
0.14	1.601	0.3266	0.99	3.8	0.263		
0.1433	1.589	0.33	0.981	4	0.253		
0.1466	1.573	0.3333	0.974	4.2	0.244		
0.15	1.561	0.35	0.934	4.4	0.238		
0.1533	1.548	0.3666	0.899	4.6	0.228		
0.1566	1.533	0.3833	0.868	4.8	0.222		
0.16	1.52	0.4	0.84	5	0.216		
0.1633	1.507	0.4166	0.811	5.2	0.21		
0.1666	1.495	0.4333	0.79	5.4	0.2		
0.17	1.482	0.45	0.768	5.6	0.197		
0.1733	1.47	0.4666	0.749	5.8	0.191		
0.1766	1.457	0.4833	0.73	6	0.184		
0.18	1.442	0.5	0.714	6.2	0.178		
0.1833	1.429	0.5166	0.699	6.4	0.172		

MW26-7
SE1000C
Environmental Logger
12/05 09:07

Unit# 00001 Test 0

Reference 0.000
Linearity 0.010
Scale factor 9.940
Offset -0.020
Delay mSEC 50.000

VARIABLE
Elapsed Time
INPUT 1
UNITS
Minutes
Drawdown from Static, feet

Step 0 12/05/95 07:40:13 am

Elapsed Time	INPUT 1	Elapsed Time	INPUT 1	Elapsed Time	INPUT 1	Elapsed Time	INPUT 1
0	8.164	0.1866	2.201	0.5333	0.883	6.6	0.016
0.0033	0.169	0.19	2.179	0.55	0.842	6.8	0.016
0.0066	3.368	0.1933	2.154	0.5666	0.801	7	0.016
0.01	3.397	0.1966	2.148	0.5833	0.764	7.2	0.016
0.0133	3.337	0.2	2.129	0.6	0.729	7.4	0.013
0.0166	3.305	0.2033	2.113	0.6166	0.694	7.6	0.016
0.02	3.255	0.2066	2.097	0.6333	0.663	7.8	0.013
0.0233	3.217	0.21	2.085	0.65	0.631	8	0.013
0.0266	3.195	0.2133	2.069	0.6666	0.603	8.2	0.013
0.03	3.167	0.2166	2.06	0.6833	0.575	8.4	0.013
0.0333	3.142	0.22	2.041	0.7	0.55	8.6	0.009
0.0366	3.12	0.2233	2.031	0.7166	0.524	8.8	0.009
0.04	3.088	0.2266	2.013	0.7333	0.499	9	0.009
0.0433	3.066	0.23	1.987	0.75	0.477	9.2	0.009
0.0466	3.041	0.2333	1.969	0.7666	0.455	9.4	0.009
0.05	3.013	0.2366	1.959	0.7833	0.436	9.6	0.009
0.0533	2.991	0.24	1.946	0.8	0.417	9.8	0.009
0.0566	2.972	0.2433	1.924	0.8166	0.399	10	0.009
0.06	2.941	0.2466	1.915	0.8333	0.383	11	0.006
0.0633	2.919	0.25	1.902	0.85	0.367	12	0.003
0.0666	2.9	0.2533	1.884	0.8666	0.351	13	0.003
0.07	2.878	0.2566	1.887	0.8833	0.339	14	0
0.0733	2.808	0.26	1.865	0.9	0.326	15	0
0.0766	2.812	0.2633	1.906	0.9166	0.314		
0.08	2.808	0.2666	1.906	0.9333	0.301		
0.0833	2.812	0.27	1.843	0.95	0.289		
0.0866	2.758	0.2733	1.736	0.9666	0.279		
0.09	2.746	0.2766	1.77	0.9833	0.27		
0.0933	2.724	0.28	1.755	1	0.26		
0.0966	2.698	0.2833	1.745	1.2	0.172		
0.1	2.683	0.2866	1.729	1.4	0.131		
0.1033	2.654	0.29	1.72	1.6	0.106		
0.1066	2.648	0.2933	1.695	1.8	0.09		
0.11	2.613	0.2966	1.685	2	0.078		
0.1133	2.598	0.3	1.673	2.2	0.068		
0.1166	2.585	0.3033	1.66	2.4	0.059		
0.12	2.56	0.3066	1.648	2.6	0.053		
0.1233	2.547	0.31	1.635	2.8	0.049		
0.1266	2.513	0.3133	1.622	3	0.046		
0.13	2.51	0.3166	1.61	3.2	0.043		
0.1333	2.494	0.32	1.594	3.4	0.04		
0.1366	2.475	0.3233	1.582	3.6	0.034		
0.14	2.431	0.3266	1.572	3.8	0.034		
0.1433	2.428	0.33	1.556	4	0.031		
0.1466	2.415	0.3333	1.544	4.2	0.031		
0.15	2.393	0.35	1.478	4.4	0.028		
0.1533	2.377	0.3666	1.412	4.6	0.028		
0.1566	2.349	0.3833	1.349	4.8	0.025		
0.16	2.34	0.4	1.289	5	0.025		
0.1633	2.318	0.4166	1.232	5.2	0.025		
0.1666	2.302	0.4333	1.176	5.4	0.022		
0.17	2.286	0.45	1.122	5.6	0.025		
0.1733	2.267	0.4666	1.072	5.8	0.022		
0.1766	2.252	0.4833	1.018	6	0.022		
0.18	2.27	0.5	0.971	6.2	0.019		
0.1833	2.208	0.5166	0.927	6.4	0.019		

MW26-8
 Hand-run Slug test with Stopwatch and Electronic
 Water Level Meter
 12/05/95 3:35pm

VARIABLE	UNITS
Elapsed Time	Minutes
INPUT 1	Drawdown from Static, feet

Elapsed Time	INPUT 1
0.23	1.31
0.32	1.03
0.45	0.73
0.5	0.65
0.55	0.61
0.58	0.58
0.62	0.57
0.65	0.56
0.73	0.55
0.82	0.52
0.95	0.5
1.02	0.49
1.12	0.48
1.22	0.47
1.37	0.46
1.53	0.45
1.7	0.44
1.85	0.43
2.15	0.42
2.45	0.41
2.83	0.4
3.18	0.39
3.67	0.38
3.95	0.37
4.47	0.36
5.08	0.35
5.8	0.34
6.35	0.33
7.27	0.32
7.77	0.31
9.53	0.29
10.98	0.27
13.15	0.25
15.12	0.23
17.95	0.21
20.37	0.19
23.2	0.17
29.83	0.13
33.43	0.11
37.73	0.09
42.88	0.07

MW26-9
SE1000C
Environmental Logger
12/05 17:28

Unit# 00001 Test 4

Reference 0.000
Linearity 0.010
Scale factor 9.940
Offset -0.020
Delay mSEC 50.000

VARIABLE UNITS
Elapsed Time Minutes
INPUT 1 Drawdown from Static, feet

Step 0 12/05/95 1:27:42 pm

Elapsed Time	INPUT 1	Elapsed Time	INPUT 1	Elapsed Time	INPUT 1	Elapsed Time	INPUT 1
0	5.632	0.1866	1.056	0.5333	0.515	6.6	0.188
0.0033	0.399	0.19	1.044	0.55	0.509	6.8	0.185
0.0066	1.774	0.1933	1.034	0.5666	0.503	7	0.182
0.01	1.748	0.1966	1.025	0.5833	0.497	7.2	0.179
0.0133	1.711	0.2	1.016	0.6	0.49	7.4	0.179
0.0166	1.755	0.2033	1.006	0.6166	0.487	7.6	0.169
0.02	1.708	0.2066	0.997	0.6333	0.484	7.8	0.166
0.0233	1.711	0.21	0.987	0.65	0.475	8	0.166
0.0266	1.695	0.2133	0.978	0.6666	0.471	8.2	0.163
0.03	1.648	0.2166	0.968	0.6833	0.465	8.4	0.16
0.0333	1.645	0.22	0.959	0.7	0.462	8.6	0.157
0.0366	1.635	0.2233	0.949	0.7166	0.456	8.8	0.154
0.04	1.623	0.2266	0.943	0.7333	0.456	9	0.147
0.0433	1.597	0.23	0.931	0.75	0.449	9.2	0.147
0.0466	1.512	0.2333	0.921	0.7666	0.443	9.4	0.147
0.05	1.56	0.2366	0.915	0.7833	0.44	9.6	0.144
0.0533	1.541	0.24	0.902	0.8	0.44	9.8	0.138
0.0566	1.557	0.2433	0.893	0.8166	0.437	10	0.135
0.06	1.522	0.2466	0.89	0.8333	0.43	11	0.122
0.0633	1.5	0.25	0.88	0.85	0.43	12	0.116
0.0666	1.484	0.2533	0.871	0.8666	0.427	13	0.106
0.07	1.472	0.2566	0.865	0.8833	0.424	14	0.094
0.0733	1.456	0.26	0.852	0.9	0.421	15	0.088
0.0766	1.446	0.2633	0.846	0.9166	0.418	16	0.078
0.08	1.431	0.2666	0.839	0.9333	0.418	17	0.072
0.0833	1.418	0.27	0.833	0.95	0.415	18	0.066
0.0866	1.406	0.2733	0.824	0.9666	0.412	19	0.059
0.09	1.393	0.2766	0.821	0.9833	0.408	20	0.056
0.0933	1.38	0.28	0.811	1	0.408	21	0.05
0.0966	1.368	0.2833	0.802	1.2	0.38	22	0.047
0.1	1.352	0.2866	0.795	1.4	0.371	23	0.04
0.1033	1.343	0.29	0.789	1.6	0.352	24	0.04
0.1066	1.33	0.2933	0.783	1.8	0.342	25	0.037
0.11	1.317	0.2966	0.776	2	0.33	26	0.031
0.1133	1.305	0.3	0.77	2.2	0.317	27	0.028
0.1166	1.292	0.3033	0.761	2.4	0.308	28	0.025
0.12	1.28	0.3066	0.758	2.6	0.298	29	0.022
0.1233	1.267	0.31	0.748	2.8	0.292	30	0.028
0.1266	1.258	0.3133	0.745	3	0.286	31	0.022
0.13	1.245	0.3166	0.736	3.2	0.276	32	0.018
0.1333	1.233	0.32	0.729	3.4	0.27	33	0.015
0.1366	1.22	0.3233	0.723	3.6	0.264	34	0.015
0.14	1.211	0.3266	0.72	3.8	0.261	35	0.012
0.1433	1.201	0.33	0.71	4	0.251	36	0.012
0.1466	1.189	0.3333	0.704	4.2	0.245	37	0.012
0.15	1.176	0.335	0.676	4.4	0.239	38	0.012
0.1533	1.167	0.3666	0.654	4.6	0.235	39	0.009
0.1566	1.154	0.3833	0.632	4.8	0.229	40	0.012
0.16	1.138	0.4	0.613	5	0.226		
0.1633	1.129	0.4166	0.594	5.2	0.223		
0.1666	1.119	0.4333	0.578	5.4	0.217		
0.17	1.107	0.45	0.566	5.6	0.21		
0.1733	1.097	0.4666	0.553	5.8	0.207		
0.1766	1.085	0.4833	0.541	6	0.204		
0.18	1.075	0.5	0.534	6.2	0.198		
0.1833	1.066	0.5166	0.525	6.4	0.195		

MW26-10
SE1000C
Environmental Logger
12/05 17:31

Unit# 00001 Test 5

Reference 0.000
Linearity 0.000
Scale factor 9.910
Offset -0.140
Delay mSEC 50.000

VARIABLE
Elapsed Time
INPUT 1

UNITS
Minutes
Drawdown from Static, feet

Step 0 12/05/95 4:07:58 pm

Elapsed Time	INPUT 1	Elapsed Time	INPUT 1	Elapsed Time	INPUT 1	Elapsed Time	INPUT 1	Elapsed Time	INPUT 1
0	3.467	0.1866	1.46	0.5333	0.858	6.6	0.564	49	0.395
0.0033	6.734	0.19	1.451	0.55	0.846	6.8	0.561	50	0.391
0.0066	2.426	0.1933	1.445	0.5666	0.837	7	0.561	51	0.391
0.01	1.554	0.1966	1.435	0.5833	0.824	7.2	0.558	52	0.391
0.0133	2.112	0.2	1.426	0.6	0.815	7.4	0.554	53	0.388
0.0166	2.018	0.2033	1.417	0.6166	0.808	7.6	0.551	54	0.385
0.02	1.959	0.2066	1.41	0.6333	0.799	7.8	0.551	55	0.382
0.0233	1.949	0.21	1.401	0.65	0.793	8	0.548	56	0.379
0.0266	1.943	0.2133	1.391	0.6666	0.786	8.2	0.551	57	0.379
0.03	1.949	0.2166	1.385	0.6833	0.78	8.4	0.548	58	0.376
0.0333	1.921	0.22	1.376	0.7	0.774	8.6	0.545	59	0.373
0.0366	1.899	0.2233	1.366	0.7166	0.768	8.8	0.545	60	0.373
0.04	1.893	0.2266	1.36	0.7333	0.764	9	0.542	61	0.369
0.0433	1.871	0.23	1.351	0.75	0.758	9.2	0.542	62	0.369
0.0466	1.871	0.2333	1.344	0.7666	0.755	9.4	0.539	63	0.366
0.05	1.862	0.2366	1.335	0.7833	0.752	9.6	0.539	64	0.363
0.0533	1.849	0.24	1.329	0.8	0.746	9.8	0.539	65	0.36
0.0566	1.837	0.2433	1.319	0.8166	0.743	10	0.536		
0.06	1.827	0.2466	1.313	0.8333	0.739	11	0.529		
0.0633	1.812	0.25	1.307	0.85	0.736	12	0.526		
0.0666	1.805	0.2533	1.297	0.8666	0.733	13	0.52		
0.07	1.793	0.2566	1.291	0.8833	0.73	14	0.514		
0.0733	1.78	0.26	1.282	0.9	0.727	15	0.51		
0.0766	1.771	0.2633	1.275	0.9166	0.724	16	0.504		
0.08	1.755	0.2666	1.266	0.9333	0.721	17	0.501		
0.0833	1.749	0.27	1.26	0.95	0.721	18	0.495		
0.0866	1.739	0.2733	1.254	0.9666	0.717	19	0.492		
0.09	1.727	0.2766	1.247	0.9833	0.714	20	0.489		
0.0933	1.717	0.28	1.238	1	0.711	21	0.482		
0.0966	1.708	0.2833	1.232	1.2	0.683	22	0.476		
0.1	1.699	0.2866	1.225	1.4	0.667	23	0.473		
0.1033	1.686	0.29	1.216	1.6	0.655	24	0.467		
0.1066	1.677	0.2933	1.21	1.8	0.645	25	0.467		
0.11	1.667	0.2966	1.203	2	0.636	26	0.463		
0.1133	1.658	0.3	1.2	2.2	0.626	27	0.46		
0.1166	1.652	0.3033	1.191	2.4	0.623	28	0.457		
0.12	1.639	0.3066	1.185	2.6	0.617	29	0.451		
0.1233	1.63	0.31	1.178	2.8	0.611	30	0.448		
0.1266	1.62	0.3133	1.172	3	0.608	31	0.445		
0.13	1.614	0.3166	1.163	3.2	0.605	32	0.445		
0.1333	1.601	0.32	1.159	3.4	0.598	33	0.438		
0.1366	1.592	0.3233	1.153	3.6	0.598	34	0.438		
0.14	1.586	0.3266	1.144	3.8	0.595	35	0.435		
0.1433	1.576	0.33	1.137	4	0.589	36	0.429		
0.1466	1.567	0.3333	1.131	4.2	0.586	37	0.429		
0.15	1.558	0.335	1.1	4.4	0.586	38	0.423		
0.1533	1.548	0.3666	1.072	4.6	0.583	39	0.42		
0.1566	1.539	0.3833	1.04	4.8	0.579	40	0.416		
0.16	1.529	0.4	1.015	5	0.576	41	0.416		
0.1633	1.52	0.4166	0.99	5.2	0.573	42	0.413		
0.1666	1.514	0.4333	0.965	5.4	0.573	43	0.413		
0.17	1.504	0.45	0.943	5.6	0.573	44	0.41		
0.1733	1.495	0.4666	0.924	5.8	0.57	45	0.407		
0.1766	1.486	0.4833	0.906	6	0.567	46	0.404		
0.18	1.479	0.5	0.887	6.2	0.564	47	0.401		
0.1833	1.47	0.5166	0.874	6.4	0.564	48	0.398		

0.03	1.771	1.7856	-0.014639	1
0.0333	1.753	1.7605	-0.0074806	1
0.0366	1.718	1.7357	-0.017676	1
0.04	1.671	1.7105	-0.039486	1
0.0433	1.662	1.6864	-0.024386	1
0.0466	1.646	1.6626	-0.016626	1
0.05	1.624	1.6385	-0.014495	1
0.0533	1.602	1.6154	-0.01341	1
0.0566	1.58	1.5926	-0.012649	1
0.06	1.561	1.5695	-0.0085346	1
0.0633	1.543	1.5474	-0.0044206	1
0.0666	1.517	1.5256	-0.0086182	1
0.07	1.505	1.5035	0.0015236	1
0.0733	1.486	1.4823	0.0037069	1
0.0766	1.47	1.4614	0.0085917	1
0.08	1.452	1.4402	0.011802	1
0.0833	1.433	1.4199	0.013093	1
0.0866	1.417	1.3999	0.017099	1
0.09	1.398	1.3796	0.018416	1
0.0933	1.379	1.3601	0.018854	1
0.0966	1.364	1.341	0.023018	1
0.1	1.345	1.3215	0.02348	1
0.1033	1.329	1.3029	0.0261	1
0.1066	1.31	1.2845	0.025457	1
0.11	1.295	1.2659	0.0291	1
0.1133	1.279	1.2481	0.030936	1
0.1166	1.26	1.2305	0.02952	1
0.12	1.245	1.2126	0.032379	1
0.1233	1.229	1.1955	0.033464	1
0.1266	1.21	1.1787	0.031309	1
0.13	1.195	1.1616	0.033415	1
0.1333	1.179	1.1452	0.033782	1
0.1366	1.163	1.1291	0.033917	1
0.14	1.147	1.1127	0.034304	1
0.1433	1.129	1.097	0.031981	1
0.1466	1.113	1.0816	0.031438	1
0.15	1.097	1.0659	0.031135	1
0.1533	1.082	1.0508	0.031152	1
0.1566	1.066	1.036	0.029958	1
0.16	1.05	1.021	0.028995	1
0.1633	1.035	1.0066	0.02838	1
0.1666	1.019	0.99244	0.026563	1
0.17	1.003	0.97803	0.024967	1
0.1733	0.988	0.96425	0.023747	1
0.1766	0.972	0.95067	0.021332	1
0.18	0.959	0.93687	0.02213	1
0.1833	0.944	0.92367	0.02033	1
0.1866	0.928	0.91066	0.017344	1
0.19	0.912	0.89744	0.014561	1
0.1933	0.897	0.88479	0.012205	1
0.1966	0.881	0.87233	0.0086714	1
0.2	0.868	0.85967	0.0083319	1
0.2033	0.853	0.84756	0.0054442	1
0.2066	0.837	0.83561	0.0013858	1
0.21	0.825	0.82349	0.0015134	1
0.2133	0.809	0.81188	-0.0028841	1
0.2166	0.793	0.80045	-0.007445	1
0.22	0.781	0.78883	-0.0078279	1
0.2233	0.768	0.77771	-0.0097137	1

0.2266	0.752	0.76676	-0.014756	1
0.23	0.74	0.75563	-0.015628	1
0.2333	0.727	0.74498	-0.017981	1
0.2366	0.712	0.73448	-0.022485	1
0.24	0.699	0.72383	-0.024825	1
0.2433	0.687	0.71363	-0.026627	1
0.2466	0.674	0.70357	-0.029572	1
0.25	0.662	0.69336	-0.031361	1
0.2533	0.649	0.68359	-0.034592	1
0.2566	0.636	0.67396	-0.03796	1
0.26	0.627	0.66418	-0.037179	1
0.2633	0.615	0.65482	-0.039821	1
0.2666	0.602	0.64559	-0.043595	1
0.27	0.593	0.63623	-0.043225	1
0.2733	0.58	0.62726	-0.047261	1
0.2766	0.571	0.61842	-0.047423	1
0.28	0.558	0.60945	-0.051448	1
0.2833	0.549	0.60086	-0.051861	1
0.2866	0.539	0.5924	-0.053395	1
0.29	0.53	0.5838	-0.053797	1
0.2933	0.52	0.57557	-0.055572	1
0.2966	0.511	0.56746	-0.056463	1
0.3	0.505	0.55923	-0.054227	1
0.3033	0.495	0.55135	-0.056348	1
0.3066	0.486	0.54358	-0.057579	1
0.31	0.48	0.53569	-0.05569	1
0.3133	0.47	0.52814	-0.058143	1
0.3166	0.464	0.5207	-0.056701	1
0.32	0.458	0.51314	-0.055144	1
0.3233	0.448	0.50591	-0.057914	1
0.3266	0.442	0.49879	-0.056786	1
0.33	0.436	0.49155	-0.055547	1
0.3333	0.43	0.48462	-0.054621	1
0.35	0.398	0.45104	-0.053041	1
0.3666	0.37	0.41997	-0.049969	1
0.3833	0.348	0.39087	-0.042869	1
0.4	0.329	0.36379	-0.034785	1
0.4166	0.314	0.33872	-0.024724	1
0.4333	0.298	0.31525	-0.017253	1
0.45	0.285	0.29341	-0.0084091	1
0.4666	0.273	0.2732	-0.00019595	1
0.4833	0.263	0.25427	0.0087341	1
0.5	0.254	0.23665	0.017352	1
0.5166	0.248	0.22034	0.027655	1
0.5333	0.241	0.20508	0.035923	1
0.55	0.232	0.19087	0.041133	1
0.5666	0.226	0.17772	0.048282	1
0.5833	0.22	0.1654	0.054596	1
0.6	0.213	0.15394	0.059057	1
0.6166	0.21	0.14334	0.066662	1
0.6333	0.207	0.13341	0.073594	1
0.65	0.201	0.12416	0.076838	1
0.6666	0.198	0.11561	0.082392	1
0.6833	0.194	0.1076	0.086402	1
0.7	0.191	0.10014	0.090858	1
0.7166	0.185	0.093243	0.091757	1
0.7333	0.182	0.086782	0.095218	1
0.75	0.179	0.080769	0.098231	1
0.7666	0.179	0.075205	0.1038	1
0.7833	0.172	0.069994	0.10201	1

0.8	0.172	0.065144	0.10686	1
0.8166	0.169	0.060656	0.10834	1
0.8333	0.166	0.056453	0.10955	1
0.85	0.163	0.052541	0.11046	1
0.8666	0.163	0.048922	0.11408	1
0.8833	0.16	0.045532	0.11447	1
0.9	0.157	0.042377	0.11462	1
0.9166	0.157	0.039458	0.11754	1
0.9333	0.154	0.036724	0.11728	1
0.95	0.154	0.034179	0.11982	1
0.9666	0.151	0.031824	0.11918	1
0.9833	0.147	0.029619	0.11738	1
1	0.147	0.027567	0.11943	1
1.2	0.129	0.011665	0.11733	1
1.4	0.113	0.0049365	0.10806	1
1.6	0.104	0.002089	0.10191	1
1.8	0.094	0.00088398	0.093116	1
2	0.088	0.00037407	0.087626	1
2.2	0.082	0.0001583	0.081842	1
2.4	0.078	6.6986E-005	0.077933	1
2.6	0.072	2.8347E-005	0.071972	1
2.8	0.069	1.1995E-005	0.068988	1
3	0.066	5.0761E-006	0.065995	1
3.2	0.063	2.148E-006	0.062998	1
3.4	0.06	9.0899E-007	0.059999	1
3.6	0.057	3.8466E-007	0.057	1
3.8	0.053	1.6277E-007	0.053	1
4	0.05	6.8881E-008	0.05	1
4.2	0.05	2.9148E-008	0.05	1
4.4	0.047	1.2335E-008	0.047	1
4.6	0.047	5.2197E-009	0.047	1
4.8	0.044	2.2088E-009	0.044	1
5	0.041	9.347E-010	0.041	1
5.2	0.041	3.9554E-010	0.041	1
5.4	0.041	1.6738E-010	0.041	1
5.6	0.038	7.0829E-011	0.038	1
5.8	0.038	2.9973E-011	0.038	1
6	0.035	1.2684E-011	0.035	1
6.2	0.035	5.3673E-012	0.035	1
6.4	0.031	2.2713E-012	0.031	1
6.6	0.031	9.6114E-013	0.031	1
6.8	0.031	4.0672E-013	0.031	1
7	0.028	1.7211E-013	0.028	1
7.2	0.028	7.2833E-014	0.028	1
7.4	0.028	3.0821E-014	0.028	1
7.6	0.028	1.3042E-014	0.028	1
7.8	0.028	5.5191E-015	0.028	1
8	0.025	2.3355E-015	0.025	1
8.2	0.025	9.8832E-016	0.025	1
8.4	0.025	4.1823E-016	0.025	1
8.6	0.022	1.7698E-016	0.022	1
8.8	0.022	7.4893E-017	0.022	1
9	0.022	3.1692E-017	0.022	1
9.2	0.022	1.3411E-017	0.022	1
9.4	0.022	5.6752E-018	0.022	1
9.6	0.022	2.4016E-018	0.022	1
9.8	0.019	1.0163E-018	0.019	1
10	0.019	4.3006E-019	0.019	1
11	0.016	5.8358E-021	0.016	1
12	0.019	7.919E-023	0.019	1

A Q T E S O L V R E S U L T S
Version 1.10

12/21/95

17:27:06

=====

TEST DESCRIPTION

Data set..... mw264.dat
Data set title..... Rising Head Slug Test for MW26-4

Knowns and Constants:

No. of data points.....	22
Radius of well casing.....	0.086
Radius of well.....	0.33
Aquifer saturated thickness.....	2.94
Well screen length.....	1.84
Static height of water in well.....	2.94
Log(Re/Rw).....	1.49
A, B, C.....	0.000, 0.000, 0.938

=====

ANALYTICAL METHOD

Power-Rice (Unconfined Aquifer Slug Test)

=====

RESULTS FROM STATISTICAL CURVE MATCHING

STATISTICAL MATCH PARAMETER ESTIMATES

	Estimate	Std. Error
K =	7.0507E-003 +/-	6.7001E-004
y0 =	1.7935E+000 +/-	1.6316E-001

ANALYSIS OF MODEL RESIDUALS

residual = calculated - observed
weighted residual = residual * weight

Weighted Residual Statistics:

Number of residuals.....	22
Number of estimated parameters....	2
Degrees of freedom.....	20
Residual mean.....	0.03699
Residual standard deviation.....	0.08146
Residual variance.....	0.006636

Model Residuals:

Time	Observed	Calculated	Residual	Weight
------	----------	------------	----------	--------

0.01	1.743	1.5321	0.21085	1
0.0133	1.661	1.5229	0.13814	1
0.0166	1.649	1.5136	0.13537	1
0.02	1.633	1.5042	0.12881	1
0.0233	1.614	1.4951	0.11893	1
0.0266	1.608	1.486	0.12199	1
0.03	1.605	1.4767	0.12826	1
0.0333	1.58	1.4678	0.11221	1
0.0366	1.561	1.4589	0.1021	1
0.04	1.536	1.4498	0.08621	1
0.0433	1.536	1.441	0.094994	1
0.0466	1.526	1.4323	0.093725	1
0.05	1.507	1.4233	0.083666	1
0.0533	1.498	1.4147	0.08329	1
0.0566	1.47	1.4061	0.063862	1
0.06	1.464	1.3974	0.066639	1
0.0633	1.451	1.3889	0.062106	1
0.0666	1.442	1.3805	0.061521	1
0.07	1.432	1.3719	0.060138	1
0.0733	1.42	1.3635	0.05645	1
0.0766	1.407	1.3553	0.051712	1
0.08	1.395	1.3468	0.048172	1
0.0833	1.382	1.3387	0.043332	1
0.0866	1.369	1.3306	0.038443	1
0.09	1.36	1.3223	0.037749	1
0.0933	1.348	1.3142	0.033761	1
0.0966	1.335	1.3063	0.028724	1
0.1	1.326	1.2981	0.027878	1
0.1033	1.313	1.2903	0.022743	1
0.1066	1.304	1.2824	0.021561	1
0.11	1.291	1.2744	0.016566	1
0.1133	1.279	1.2667	0.012288	1
0.1166	1.269	1.259	0.0099628	1
0.12	1.257	1.2512	0.0058218	1
0.1233	1.247	1.2436	0.0034028	1
0.1266	1.238	1.2361	0.0019378	1
0.13	1.225	1.2283	-0.0033466	1
0.1333	1.216	1.2209	-0.004904	1
0.1366	1.203	1.2135	-0.010506	1
0.14	1.194	1.2059	-0.011932	1
0.1433	1.181	1.1986	-0.017625	1
0.1466	1.172	1.1914	-0.019362	1
0.15	1.163	1.1839	-0.020926	1
0.1533	1.153	1.1768	-0.023752	1
0.1566	1.144	1.1696	-0.025622	1
0.16	1.134	1.1623	-0.028321	1
0.1633	1.125	1.1553	-0.030279	1
0.1666	1.112	1.1483	-0.036279	1
0.17	1.103	1.1411	-0.038111	1
0.1733	1.094	1.1342	-0.040197	1
0.1766	1.087	1.1273	-0.040325	1
0.18	1.075	1.1203	-0.045288	1
0.1833	1.069	1.1135	-0.0445	1
0.1866	1.059	1.1068	-0.047753	1
0.19	1.05	1.0998	-0.049845	1
0.1933	1.04	1.0932	-0.053181	1
0.1966	1.031	1.0866	-0.055557	1
0.2	1.021	1.0798	-0.058775	1
0.2033	1.015	1.0732	-0.058232	1

0.2066	1.006	1.0667	-0.06073	1
0.21	0.996	1.0601	-0.064071	1
0.2133	0.987	1.0536	-0.066648	1
0.2166	0.981	1.0473	-0.066264	1
0.22	0.971	1.0407	-0.069727	1
0.2233	0.962	1.0344	-0.072421	1
0.2266	0.956	1.0282	-0.072153	1
0.23	0.946	1.0217	-0.075735	1
0.2333	0.94	1.0155	-0.075545	1
0.2366	0.934	1.0094	-0.075391	1
0.24	0.924	1.0031	-0.079091	1
0.2433	0.915	0.99701	-0.082013	1
0.2466	0.909	0.99097	-0.081972	1
0.25	0.902	0.98479	-0.082786	1
0.2533	0.893	0.97882	-0.085819	1
0.2566	0.887	0.97289	-0.085889	1
0.26	0.877	0.96682	-0.089816	1
0.2633	0.874	0.96096	-0.086958	1
0.2666	0.865	0.95514	-0.090135	1
0.27	0.858	0.94917	-0.091173	1
0.2733	0.852	0.94342	-0.091422	1
0.2766	0.846	0.93771	-0.091706	1
0.28	0.84	0.93185	-0.091853	1
0.2833	0.833	0.92621	-0.093206	1
0.2866	0.827	0.92059	-0.093594	1
0.29	0.821	0.91485	-0.093848	1
0.2933	0.815	0.9093	-0.094305	1
0.2966	0.808	0.9038	-0.095795	1
0.3	0.802	0.89815	-0.096154	1
0.3033	0.796	0.89271	-0.096712	1
0.3066	0.79	0.8873	-0.097303	1
0.31	0.786	0.88176	-0.095764	1
0.3133	0.78	0.87642	-0.096421	1
0.3166	0.774	0.87111	-0.097111	1
0.32	0.768	0.86567	-0.097674	1
0.3233	0.761	0.86043	-0.099428	1
0.3266	0.758	0.85522	-0.097215	1
0.33	0.752	0.84988	-0.097877	1
0.3333	0.746	0.84473	-0.098727	1
0.35	0.724	0.81914	-0.095142	1
0.3666	0.699	0.79448	-0.095479	1
0.3833	0.677	0.77042	-0.093416	1
0.4	0.658	0.74708	-0.089082	1
0.4166	0.642	0.72459	-0.082588	1
0.4333	0.626	0.70264	-0.076642	1
0.45	0.611	0.68136	-0.07036	1
0.4666	0.598	0.66085	-0.062845	1
0.4833	0.589	0.64083	-0.05183	1
0.5	0.576	0.62142	-0.045421	1
0.5166	0.57	0.60271	-0.03271	1
0.5333	0.561	0.58446	-0.023456	1
0.55	0.551	0.56675	-0.015754	1
0.5666	0.545	0.54969	-0.0046894	1
0.5833	0.539	0.53304	0.0059594	1
0.6	0.532	0.5169	0.015104	1
0.6166	0.526	0.50133	0.024667	1
0.6333	0.523	0.48615	0.036851	1
0.65	0.517	0.47142	0.045576	1
0.6666	0.514	0.45723	0.05677	1
0.6833	0.51	0.44338	0.066618	1

0.7	0.504	0.42995	0.074047	1
0.7166	0.501	0.41701	0.083993	1
0.7333	0.498	0.40438	0.093623	1
0.75	0.495	0.39213	0.10287	1
0.7666	0.492	0.38032	0.11168	1
0.7833	0.489	0.3688	0.1202	1
0.8	0.485	0.35763	0.12737	1
0.8166	0.482	0.34687	0.13513	1
0.8333	0.479	0.33636	0.14264	1
0.85	0.476	0.32617	0.14983	1
0.8666	0.473	0.31635	0.15665	1
0.8833	0.47	0.30677	0.16323	1
0.9	0.47	0.29748	0.17252	1
0.9166	0.467	0.28852	0.17848	1
0.9333	0.463	0.27978	0.18322	1
0.95	0.46	0.27131	0.18869	1
0.9666	0.46	0.26314	0.19686	1
0.9833	0.457	0.25517	0.20183	1
1	0.454	0.24744	0.20656	1
1.2	0.432	0.1712	0.2608	1
1.4	0.416	0.11845	0.29755	1
1.6	0.407	0.081956	0.32504	1
1.8	0.398	0.056704	0.3413	1
2	0.388	0.039233	0.34877	1
2.2	0.379	0.027145	0.35186	1
2.4	0.376	0.018781	0.35722	1
2.6	0.369	0.012994	0.35601	1
2.8	0.363	0.0089906	0.35401	1
3	0.357	0.0062205	0.35078	1
3.2	0.351	0.0043039	0.3467	1
3.4	0.344	0.0029778	0.34102	1
3.6	0.341	0.0020603	0.33894	1
3.8	0.335	0.0014255	0.33357	1
4	0.332	0.00098628	0.33101	1
4.2	0.329	0.00068239	0.32832	1
4.4	0.322	0.00047214	0.32153	1
4.6	0.319	0.00032667	0.31867	1
4.8	0.316	0.00022602	0.31577	1
5	0.313	0.00015638	0.31284	1
5.2	0.31	0.0001082	0.30989	1
5.4	0.307	7.4859E-005	0.30693	1
5.6	0.3	5.1794E-005	0.29995	1
5.8	0.297	3.5836E-005	0.29696	1
6	0.297	2.4794E-005	0.29698	1
6.2	0.291	1.7155E-005	0.29098	1
6.4	0.291	1.1869E-005	0.29099	1
6.6	0.288	8.2121E-006	0.28799	1
6.8	0.282	5.6818E-006	0.28199	1
7	0.282	3.9312E-006	0.282	1
7.2	0.278	2.7199E-006	0.278	1
7.4	0.275	1.8819E-006	0.275	1
7.6	0.272	1.3021E-006	0.272	1
7.8	0.269	9.0087E-007	0.269	1
8	0.266	6.233E-007	0.266	1
8.2	0.263	4.3125E-007	0.263	1
8.4	0.26	2.9838E-007	0.26	1
8.6	0.26	2.0644E-007	0.26	1
8.8	0.257	1.4284E-007	0.257	1
9	0.253	9.8827E-008	0.253	1
9.2	0.25	6.8377E-008	0.25	1

0.02	2.2	2.0474	0.15262	1
0.0233	2.163	2.0336	0.12943	1
0.0266	2.141	2.0198	0.12115	1
0.03	2.144	2.0058	0.13819	1
0.0333	2.109	1.9923	0.11672	1
0.0366	2.084	1.9788	0.10516	1
0.04	2.069	1.9651	0.10391	1
0.0433	2.069	1.9518	0.11717	1
0.0466	2.044	1.9387	0.10533	1
0.05	2.006	1.9252	0.080807	1
0.0533	2	1.9122	0.087793	1
0.0566	1.909	1.8993	0.0096926	1
0.06	1.968	1.8861	0.081892	1
0.0633	1.94	1.8734	0.066615	1
0.0666	1.924	1.8607	0.063252	1
0.07	1.924	1.8478	0.076183	1
0.0733	1.893	1.8354	0.057648	1
0.0766	1.874	1.823	0.051029	1
0.08	1.865	1.8103	0.054698	1
0.0833	1.849	1.7981	0.050909	1
0.0866	1.833	1.786	0.047039	1
0.09	1.815	1.7735	0.04145	1
0.0933	1.802	1.7616	0.040414	1
0.0966	1.786	1.7497	0.036297	1
0.1	1.771	1.7375	0.033457	1
0.1033	1.755	1.7258	0.029178	1
0.1066	1.743	1.7142	0.02882	1
0.11	1.727	1.7023	0.024732	1
0.1133	1.714	1.6908	0.023215	1
0.1166	1.686	1.6794	0.0066208	1
0.12	1.67	1.6677	0.0022915	1
0.1233	1.68	1.6565	0.023541	1
0.1266	1.655	1.6453	0.0097154	1
0.13	1.645	1.6339	0.011149	1
0.1333	1.63	1.6228	0.0071707	1
0.1366	1.614	1.6119	0.0021179	1
0.14	1.601	1.6007	0.00031957	1
0.1433	1.589	1.5899	-0.00088268	1
0.1466	1.573	1.5792	-0.0061578	1
0.15	1.561	1.5682	-0.0071835	1
0.1533	1.548	1.5576	-0.009605	1
0.1566	1.533	1.5471	-0.014098	1
0.16	1.52	1.5363	-0.016346	1
0.1633	1.507	1.526	-0.018983	1
0.1666	1.495	1.5157	-0.020689	1
0.17	1.482	1.5052	-0.023156	1
0.1733	1.47	1.495	-0.025002	1
0.1766	1.457	1.4849	-0.027917	1
0.18	1.442	1.4746	-0.032598	1
0.1833	1.429	1.4647	-0.035651	1
0.1866	1.417	1.4548	-0.037771	1
0.19	1.404	1.4447	-0.040661	1
0.1933	1.391	1.4349	-0.043915	1
0.1966	1.379	1.4252	-0.046236	1
0.2	1.37	1.4153	-0.045331	1
0.2033	1.357	1.4058	-0.048784	1
0.2066	1.344	1.3963	-0.052301	1
0.21	1.332	1.3866	-0.054597	1
0.2133	1.319	1.3772	-0.058244	1

0.2166	1.31	1.368	-0.057953	1
0.22	1.297	1.3584	-0.061447	1
0.2233	1.285	1.3493	-0.064283	1
0.2266	1.275	1.3402	-0.065181	1
0.23	1.263	1.3309	-0.067868	1
0.2333	1.253	1.3219	-0.06889	1
0.2366	1.241	1.313	-0.071973	1
0.24	1.232	1.3038	-0.071849	1
0.2433	1.219	1.2951	-0.076053	1
0.2466	1.21	1.2863	-0.076317	1
0.25	1.197	1.2774	-0.080378	1
0.2533	1.188	1.2688	-0.080761	1
0.2566	1.178	1.2602	-0.082202	1
0.26	1.169	1.2514	-0.082445	1
0.2633	1.159	1.243	-0.084003	1
0.2666	1.147	1.2346	-0.087618	1
0.27	1.138	1.226	-0.088038	1
0.2733	1.128	1.2178	-0.089767	1
0.2766	1.119	1.2096	-0.090553	1
0.28	1.109	1.2011	-0.092147	1
0.2833	1.1	1.193	-0.093044	1
0.2866	1.09	1.185	-0.094996	1
0.29	1.084	1.1768	-0.092761	1
0.2933	1.072	1.1688	-0.096823	1
0.2966	1.065	1.1609	-0.095939	1
0.3	1.056	1.1529	-0.096871	1
0.3033	1.047	1.1451	-0.098094	1
0.3066	1.04	1.1374	-0.097369	1
0.31	1.034	1.1295	-0.095465	1
0.3133	1.025	1.1218	-0.096846	1
0.3166	1.015	1.1143	-0.099279	1
0.32	1.006	1.1065	-0.10053	1
0.3233	0.993	1.0991	-0.10607	1
0.3266	0.99	1.0917	-0.10166	1
0.33	0.981	1.0841	-0.10307	1
0.3333	0.974	1.0768	-0.10276	1
0.35	0.934	1.0405	-0.1065	1
0.3666	0.899	1.0057	-0.10667	1
0.3833	0.868	0.9718	-0.1038	1
0.4	0.84	0.93908	-0.099081	1
0.4166	0.811	0.90765	-0.096646	1
0.4333	0.79	0.87708	-0.087082	1
0.45	0.768	0.84755	-0.079548	1
0.4666	0.749	0.81918	-0.070177	1
0.4833	0.73	0.79159	-0.061592	1
0.5	0.714	0.76494	-0.050937	1
0.5166	0.699	0.73933	-0.040331	1
0.5333	0.686	0.71444	-0.028435	1
0.55	0.674	0.69038	-0.016378	1
0.5666	0.664	0.66727	-0.0032676	1
0.5833	0.652	0.6448	0.0072014	1
0.6	0.639	0.62309	0.015914	1
0.6166	0.633	0.60223	0.030772	1
0.6333	0.623	0.58195	0.04105	1
0.65	0.617	0.56235	0.054647	1
0.6666	0.608	0.54353	0.064471	1
0.6833	0.598	0.52523	0.072774	1
0.7	0.592	0.50754	0.08446	1
0.7166	0.586	0.49055	0.095449	1
0.7333	0.583	0.47403	0.10897	1

0.75	0.576	0.45807	0.11793	1
0.7666	0.57	0.44274	0.12726	1
0.7833	0.564	0.42783	0.13617	1
0.8	0.561	0.41342	0.14758	1
0.8166	0.554	0.39958	0.15442	1
0.8333	0.551	0.38613	0.16487	1
0.85	0.545	0.37313	0.17187	1
0.8666	0.539	0.36063	0.17837	1
0.8833	0.536	0.34849	0.18751	1
0.9	0.532	0.33676	0.19524	1
0.9166	0.529	0.32548	0.20352	1
0.9333	0.526	0.31452	0.21148	1
0.95	0.52	0.30393	0.21607	1
0.9666	0.517	0.29376	0.22324	1
0.9833	0.514	0.28387	0.23013	1
1	0.51	0.27431	0.23569	1
1.2	0.47	0.182	0.288	1
1.4	0.442	0.12076	0.32124	1
1.6	0.416	0.080126	0.33587	1
1.8	0.398	0.053164	0.34484	1
2	0.379	0.035275	0.34373	1
2.2	0.363	0.023405	0.3396	1
2.4	0.344	0.015529	0.32847	1
2.6	0.332	0.010304	0.3217	1
2.8	0.316	0.0068366	0.30916	1
3	0.304	0.0045362	0.29946	1
3.2	0.294	0.0030098	0.29099	1
3.4	0.282	0.001997	0.28	1
3.6	0.272	0.001325	0.27067	1
3.8	0.263	0.00087916	0.26212	1
4	0.253	0.00058333	0.25242	1
4.2	0.244	0.00038704	0.24361	1
4.4	0.238	0.0002568	0.23774	1
4.6	0.228	0.00017039	0.22783	1
4.8	0.222	0.00011306	0.22189	1
5	0.216	7.5013E-005	0.21592	1
5.2	0.21	4.9772E-005	0.20995	1
5.4	0.2	3.3024E-005	0.19997	1
5.6	0.197	2.1912E-005	0.19698	1
5.8	0.191	1.4538E-005	0.19099	1
6	0.184	9.6464E-006	0.18399	1
6.2	0.178	6.4004E-006	0.17799	1
6.4	0.172	4.2467E-006	0.172	1
6.6	0.169	2.8177E-006	0.169	1
6.8	0.163	1.8696E-006	0.163	1
7	0.156	1.2405E-006	0.156	1
7.2	0.153	8.2306E-007	0.153	1
7.4	0.147	5.4611E-007	0.147	1
7.6	0.144	3.6235E-007	0.144	1
7.8	0.141	2.4042E-007	0.141	1
8	0.134	1.5952E-007	0.134	1
8.2	0.131	1.0584E-007	0.131	1
8.4	0.128	7.0227E-008	0.128	1
8.6	0.125	4.6596E-008	0.125	1
8.8	0.119	3.0917E-008	0.119	1
9	0.119	2.0513E-008	0.119	1
9.2	0.112	1.3611E-008	0.112	1
9.4	0.109	9.0308E-009	0.109	1
9.6	0.106	5.992E-009	0.106	1
9.8	0.103	3.9757E-009	0.103	1

0.0066	3.368	3.3927	-0.02474	1
0.01	3.397	3.3644	0.032584	1
0.0133	3.337	3.3372	-0.00015244	1
0.0166	3.305	3.3101	-0.0051094	1
0.02	3.255	3.2825	-0.027476	1
0.0233	3.217	3.2559	-0.038876	1
0.0266	3.195	3.2295	-0.034492	1
0.03	3.167	3.2025	-0.035531	1
0.0333	3.142	3.1766	-0.034579	1
0.0366	3.12	3.1508	-0.030837	1
0.04	3.088	3.1245	-0.036533	1
0.0433	3.066	3.0992	-0.033213	1
0.0466	3.041	3.0741	-0.033098	1
0.05	3.013	3.0484	-0.035435	1
0.0533	2.991	3.0237	-0.032732	1
0.0566	2.972	2.9992	-0.027229	1
0.06	2.941	2.9742	-0.033191	1
0.0633	2.919	2.9501	-0.031089	1
0.0666	2.9	2.9262	-0.026182	1
0.07	2.878	2.9018	-0.023754	1
0.0733	2.808	2.8782	-0.070239	1
0.0766	2.812	2.8549	-0.042915	1
0.08	2.808	2.8311	-0.023082	1
0.0833	2.812	2.8081	0.0038604	1
0.0866	2.758	2.7854	-0.027383	1
0.09	2.746	2.7621	-0.016131	1
0.0933	2.724	2.7397	-0.015747	1
0.0966	2.698	2.7175	-0.019545	1
0.1	2.683	2.6949	-0.011859	1
0.1033	2.654	2.673	-0.019021	1
0.1066	2.648	2.6514	-0.0033594	1
0.11	2.613	2.6292	-0.016225	1
0.1133	2.598	2.6079	-0.0099191	1
0.1166	2.585	2.5868	-0.0017854	1
0.12	2.56	2.5652	-0.0051905	1
0.1233	2.547	2.5444	0.0025969	1
0.1266	2.513	2.5238	-0.010784	1
0.13	2.51	2.5027	0.0072848	1
0.1333	2.494	2.4824	0.011566	1
0.1366	2.475	2.4623	0.012683	1
0.14	2.431	2.4418	-0.010761	1
0.1433	2.428	2.422	0.0060257	1
0.1466	2.415	2.4023	0.012652	1
0.15	2.393	2.3823	0.010708	1
0.1533	2.377	2.363	0.014013	1
0.1566	2.349	2.3438	0.0051618	1
0.16	2.34	2.3243	0.015729	1
0.1633	2.318	2.3054	0.012564	1
0.1666	2.302	2.2868	0.015246	1
0.17	2.286	2.2677	0.018336	1
0.1733	2.267	2.2493	0.017713	1
0.1766	2.252	2.2311	0.02094	1
0.18	2.27	2.2124	0.057565	1
0.1833	2.208	2.1945	0.013494	1
0.1866	2.201	2.1767	0.024278	1
0.19	2.179	2.1586	0.020449	1
0.1933	2.154	2.1411	0.012941	1
0.1966	2.148	2.1237	0.024292	1
0.2	2.129	2.106	0.023021	1

0.2033	2.113	2.0889	0.024087	1
0.2066	2.097	2.072	0.025015	1
0.21	2.085	2.0547	0.030312	1
0.2133	2.069	2.038	0.030962	1
0.2166	2.06	2.0215	0.038478	1
0.22	2.041	2.0046	0.036354	1
0.2233	2.031	1.9884	0.042599	1
0.2266	2.013	1.9723	0.040712	1
0.23	1.987	1.9558	0.031177	1
0.2333	1.969	1.94	0.029027	1
0.2366	1.959	1.9243	0.034747	1
0.24	1.946	1.9082	0.037811	1
0.2433	1.924	1.8927	0.031275	1
0.2466	1.915	1.8774	0.037613	1
0.25	1.902	1.8617	0.040285	1
0.2533	1.884	1.8466	0.037372	1
0.2566	1.887	1.8317	0.055336	1
0.26	1.865	1.8164	0.048628	1
0.2633	1.906	1.8017	0.10435	1
0.2666	1.906	1.7871	0.11895	1
0.27	1.843	1.7721	0.070865	1
0.2733	1.736	1.7578	-0.021774	1
0.2766	1.77	1.7435	0.02647	1
0.28	1.755	1.729	0.026026	1
0.2833	1.745	1.715	0.030037	1
0.2866	1.729	1.7011	0.027934	1
0.29	1.72	1.6869	0.033135	1
0.2933	1.695	1.6732	0.021805	1
0.2966	1.685	1.6596	0.025364	1
0.3	1.673	1.6458	0.027219	1
0.3033	1.66	1.6324	0.027555	1
0.3066	1.648	1.6192	0.028784	1
0.31	1.635	1.6057	0.029302	1
0.3133	1.622	1.5927	0.029314	1
0.3166	1.61	1.5798	0.03022	1
0.32	1.594	1.5666	0.027409	1
0.3233	1.582	1.5539	0.028104	1
0.3266	1.572	1.5413	0.030696	1
0.33	1.556	1.5284	0.027563	1
0.3333	1.544	1.5161	0.027949	1
0.35	1.478	1.4549	0.023107	1
0.3666	1.412	1.3965	0.015453	1
0.3833	1.349	1.3402	0.0087899	1
0.4	1.289	1.2861	0.0028542	1
0.4166	1.232	1.2346	-0.0025668	1
0.4333	1.176	1.1848	-0.0087642	1
0.45	1.122	1.137	-0.014971	1
0.4666	1.072	1.0914	-0.019374	1
0.4833	1.018	1.0473	-0.029348	1
0.5	0.971	1.0051	-0.034098	1
0.5166	0.927	0.96479	-0.03779	1
0.5333	0.883	0.92587	-0.04287	1
0.55	0.842	0.88852	-0.04652	1
0.5666	0.801	0.85289	-0.051887	1
0.5833	0.764	0.81848	-0.054482	1
0.6	0.729	0.78546	-0.056464	1
0.6166	0.694	0.75396	-0.059964	1
0.6333	0.663	0.72355	-0.060549	1
0.65	0.631	0.69436	-0.063361	1
0.6666	0.603	0.66651	-0.063515	1

0.6833	0.575	0.63963	-0.064627	1
0.7	0.55	0.61382	-0.063825	1
0.7166	0.524	0.58921	-0.065208	1
0.7333	0.499	0.56544	-0.066439	1
0.75	0.477	0.54263	-0.06563	1
0.7666	0.455	0.52087	-0.065868	1
0.7833	0.436	0.49986	-0.063856	1
0.8	0.417	0.47969	-0.062692	1
0.8166	0.399	0.46045	-0.061455	1
0.8333	0.383	0.44188	-0.05888	1
0.85	0.367	0.42405	-0.057054	1
0.8666	0.351	0.40705	-0.056048	1
0.8833	0.339	0.39063	-0.051628	1
0.9	0.326	0.37487	-0.04887	1
0.9166	0.314	0.35984	-0.045836	1
0.9333	0.301	0.34532	-0.04432	1
0.95	0.289	0.33139	-0.04239	1
0.9666	0.279	0.3181	-0.0391	1
0.9833	0.27	0.30527	-0.035268	1
1	0.26	0.29295	-0.032953	1
1.2	0.172	0.17891	-0.0069101	1
1.4	0.131	0.10926	0.021738	1
1.6	0.106	0.066728	0.039272	1
1.8	0.09	0.040751	0.049249	1
2	0.078	0.024887	0.053113	1
2.2	0.068	0.015199	0.052801	1
2.4	0.059	0.0092822	0.049718	1
2.6	0.053	0.0056688	0.047331	1
2.8	0.049	0.003462	0.045538	1
3	0.046	0.0021143	0.043886	1
3.2	0.043	0.0012912	0.041709	1
3.4	0.04	0.00078856	0.039211	1
3.6	0.034	0.00048158	0.033518	1
3.8	0.034	0.00029411	0.033706	1
4	0.031	0.00017961	0.03082	1
4.2	0.031	0.00010969	0.03089	1
4.4	0.028	6.699E-005	0.027933	1
4.6	0.028	4.0912E-005	0.027959	1
4.8	0.025	2.4985E-005	0.024975	1
5	0.025	1.5259E-005	0.024985	1
5.2	0.025	9.3187E-006	0.024991	1
5.4	0.022	5.6911E-006	0.021994	1
5.6	0.025	3.4756E-006	0.024997	1
5.8	0.022	2.1226E-006	0.021998	1
6	0.022	1.2963E-006	0.021999	1
6.2	0.019	7.9166E-007	0.018999	1
6.4	0.019	4.8348E-007	0.019	1
6.6	0.016	2.9526E-007	0.016	1
6.8	0.016	1.8032E-007	0.016	1
7	0.016	1.1012E-007	0.016	1
7.2	0.016	6.7254E-008	0.016	1
7.4	0.013	4.1073E-008	0.013	1
7.6	0.016	2.5084E-008	0.016	1
7.8	0.013	1.5319E-008	0.013	1
8	0.013	9.3554E-009	0.013	1
8.2	0.013	5.7135E-009	0.013	1
8.4	0.013	3.4893E-009	0.013	1
8.6	0.009	2.1309E-009	0.009	1
8.8	0.009	1.3014E-009	0.009	1
9	0.009	7.9477E-010	0.009	1

AAAAA Q T E S O L V R E S U L T S
Version 1.10

12/21/95

17:41:18

=====

TEST DESCRIPTION

Data set..... mw268.dat
Data set title..... Rising Head Slug Test for MW26-8

Knowns and Constants:

No. of data points..... 41
Radius of well casing..... 0.086
Radius of well..... 0.33
Aquifer saturated thickness..... 3.57
Well screen length..... 2.37
Static height of water in well..... 3.57
Log(Re/Rw)..... 1.629
A, B, C..... 0.000, 0.000, 1.091

=====

ANALYTICAL METHOD

Bouwer-Rice (Unconfined Aquifer Slug Test)

=====

RESULTS FROM STATISTICAL CURVE MATCHING

STATISTICAL MATCH PARAMETER ESTIMATES

	Estimate	Std. Error
K =	2.5316E-004 +/-	5.5339E-005
y0 =	6.4375E-001 +/-	4.1918E-002

ANALYSIS OF MODEL RESIDUALS

residual = calculated - observed
weighted residual = residual * weight

Weighted Residual Statistics:

Number of residuals..... 41
Number of estimated parameters.... 2
Degrees of freedom..... 39
Residual mean..... 0.0128
Residual standard deviation..... 0.1481
Residual variance..... 0.02194

del Residuals:

Time	Observed	Calculated	Residual	Weight
------	----------	------------	----------	--------

0.0166	1.755	1.5932	0.16179	1
0.02	1.708	1.5815	0.12653	1
0.0233	1.711	1.5701	0.14085	1
0.0266	1.695	1.5589	0.13609	1
0.03	1.648	1.5474	0.10058	1
0.0333	1.645	1.5363	0.10865	1
0.0366	1.635	1.5254	0.10965	1
0.04	1.623	1.5141	0.10889	1
0.0433	1.597	1.5033	0.093726	1
0.0466	1.512	1.4925	0.019484	1
0.05	1.56	1.4815	0.078486	1
0.0533	1.541	1.4709	0.070088	1
0.0566	1.557	1.4604	0.096614	1
0.06	1.522	1.4496	0.07238	1
0.0633	1.5	1.4392	0.060753	1
0.0666	1.484	1.4289	0.055053	1
0.07	1.472	1.4184	0.053587	1
0.0733	1.456	1.4083	0.047737	1
0.0766	1.446	1.3982	0.047815	1
0.08	1.431	1.3879	0.043122	1
0.0833	1.418	1.3779	0.040054	1
0.0866	1.406	1.3681	0.037914	1
0.09	1.393	1.358	0.035	1
0.0933	1.38	1.3483	0.031718	1
0.0966	1.368	1.3386	0.029366	1
0.1	1.352	1.3288	0.023234	1
0.1033	1.343	1.3193	0.023743	1
0.1066	1.33	1.3098	0.020184	1
0.11	1.317	1.3002	0.01684	1
0.1133	1.305	1.2909	0.014144	1
0.1166	1.292	1.2816	0.010381	1
0.12	1.28	1.2722	0.007829	1
0.1233	1.267	1.2631	0.0039326	1
0.1266	1.258	1.254	0.0039711	1
0.13	1.245	1.2448	0.00021588	1
0.1333	1.233	1.2359	-0.0028765	1
0.1366	1.22	1.227	-0.0070325	1
0.14	1.211	1.218	-0.0069868	1
0.1433	1.201	1.2093	-0.0082709	1
0.1466	1.189	1.2006	-0.011617	1
0.15	1.176	1.1918	-0.015766	1
0.1533	1.167	1.1832	-0.016238	1
0.1566	1.154	1.1748	-0.020771	1
0.16	1.138	1.1661	-0.02811	1
0.1633	1.129	1.1578	-0.028766	1
0.1666	1.119	1.1495	-0.030481	1
0.17	1.107	1.141	-0.034007	1
0.1733	1.097	1.1328	-0.035842	1
0.1766	1.085	1.1247	-0.039735	1
0.18	1.075	1.1164	-0.041444	1
0.1833	1.066	1.1085	-0.042454	1
0.1866	1.056	1.1005	-0.044522	1
0.19	1.044	1.0924	-0.048409	1
0.1933	1.034	1.0846	-0.050592	1
0.1966	1.025	1.0768	-0.051831	1
0.2	1.016	1.0689	-0.052892	1
0.2033	1.006	1.0612	-0.055243	1
0.2066	0.997	1.0536	-0.056649	1
0.21	0.987	1.0459	-0.058881	1

0.2133	0.978	1.0384	-0.060397	1
0.2166	0.968	1.031	-0.062966	1
0.22	0.959	1.0234	-0.064366	1
0.2233	0.949	1.016	-0.067043	1
0.2266	0.943	1.0088	-0.065772	1
0.23	0.931	1.0013	-0.070335	1
0.2333	0.921	0.99417	-0.07317	1
0.2366	0.915	0.98706	-0.072056	1
0.24	0.902	0.97978	-0.077779	1
0.2433	0.893	0.97277	-0.079768	1
0.2466	0.89	0.96581	-0.075807	1
0.25	0.88	0.95869	-0.078687	1
0.2533	0.871	0.95183	-0.080826	1
0.2566	0.865	0.94502	-0.080015	1
0.26	0.852	0.93805	-0.086048	1
0.2633	0.846	0.93134	-0.085336	1
0.2666	0.839	0.92467	-0.085671	1
0.27	0.833	0.91785	-0.084854	1
0.2733	0.824	0.91129	-0.087286	1
0.2766	0.821	0.90477	-0.083765	1
0.28	0.811	0.8981	-0.087095	1
0.2833	0.802	0.89167	-0.089668	1
0.2866	0.795	0.88529	-0.090288	1
0.29	0.789	0.87876	-0.089761	1
0.2933	0.783	0.87247	-0.089473	1
0.2966	0.776	0.86623	-0.090229	1
0.3	0.77	0.85984	-0.089844	1
0.3033	0.761	0.85369	-0.09269	1
0.3066	0.758	0.84758	-0.089581	1
0.31	0.748	0.84133	-0.093333	1
0.3133	0.745	0.83531	-0.090313	1
0.3166	0.736	0.82934	-0.093335	1
0.32	0.729	0.82322	-0.094221	1
0.3233	0.723	0.81733	-0.09433	1
0.3266	0.72	0.81148	-0.091481	1
0.33	0.71	0.8055	-0.095499	1
0.3333	0.704	0.79973	-0.095735	1
0.35	0.676	0.77119	-0.095191	1
0.3666	0.654	0.74383	-0.089828	1
0.3833	0.632	0.71728	-0.08528	1
0.4	0.613	0.69168	-0.07868	1
0.4166	0.594	0.66714	-0.073138	1
0.4333	0.578	0.64333	-0.065327	1
0.45	0.566	0.62037	-0.054366	1
0.4666	0.553	0.59835	-0.045354	1
0.4833	0.541	0.577	-0.035998	1
0.5	0.534	0.5564	-0.022404	1
0.5166	0.525	0.53666	-0.011662	1
0.5333	0.515	0.51751	-0.0025081	1
0.55	0.509	0.49904	0.0099625	1
0.5666	0.503	0.48133	0.021669	1
0.5833	0.497	0.46415	0.032848	1
0.6	0.49	0.44759	0.042415	1
0.6166	0.487	0.4317	0.055296	1
0.6333	0.484	0.4163	0.067704	1
0.65	0.475	0.40144	0.073562	1
0.6666	0.471	0.38719	0.083805	1
0.6833	0.465	0.37338	0.091625	1
0.7	0.462	0.36005	0.10195	1
0.7166	0.456	0.34727	0.10873	1

0.7333	0.456	0.33488	0.12112	1
0.75	0.449	0.32293	0.12607	1
0.7666	0.443	0.31147	0.13153	1
0.7833	0.44	0.30035	0.13965	1
0.8	0.44	0.28963	0.15037	1
0.8166	0.437	0.27936	0.15764	1
0.8333	0.43	0.26939	0.16061	1
0.85	0.43	0.25977	0.17023	1
0.8666	0.427	0.25055	0.17645	1
0.8833	0.424	0.24161	0.18239	1
0.9	0.421	0.23299	0.18801	1
0.9166	0.418	0.22472	0.19328	1
0.9333	0.418	0.2167	0.2013	1
0.95	0.415	0.20897	0.20603	1
0.9666	0.412	0.20155	0.21045	1
0.9833	0.408	0.19436	0.21364	1
1	0.408	0.18742	0.22058	1
1.2	0.38	0.12128	0.25872	1
1.4	0.371	0.07848	0.29252	1
1.6	0.352	0.050784	0.30122	1
1.8	0.342	0.032863	0.30914	1
2	0.33	0.021265	0.30873	1
2.2	0.317	0.013761	0.30324	1
2.4	0.308	0.0089046	0.2991	1
2.6	0.298	0.0057622	0.29224	1
2.8	0.292	0.0037287	0.28827	1
3	0.286	0.0024128	0.28359	1
3.2	0.276	0.0015613	0.27444	1
3.4	0.27	0.0010103	0.26899	1
3.6	0.264	0.00065379	0.26335	1
3.8	0.261	0.00042307	0.26058	1
4	0.251	0.00027377	0.25073	1
4.2	0.245	0.00017716	0.24482	1
4.4	0.239	0.00011464	0.23889	1
4.6	0.235	7.4182E-005	0.23493	1
4.8	0.229	4.8003E-005	0.22895	1
5	0.226	3.1063E-005	0.22597	1
5.2	0.223	2.0101E-005	0.22298	1
5.4	0.217	1.3007E-005	0.21699	1
5.6	0.21	8.4169E-006	0.20999	1
5.8	0.207	5.4466E-006	0.20699	1
6	0.204	3.5245E-006	0.204	1
6.2	0.198	2.2807E-006	0.198	1
6.4	0.195	1.4758E-006	0.195	1
6.6	0.188	9.5501E-007	0.188	1
6.8	0.185	6.1799E-007	0.185	1
7	0.182	3.999E-007	0.182	1
7.2	0.179	2.5877E-007	0.179	1
7.4	0.179	1.6745E-007	0.179	1
7.6	0.169	1.0836E-007	0.169	1
7.8	0.166	7.0119E-008	0.166	1
8	0.166	4.5374E-008	0.166	1
8.2	0.163	2.9361E-008	0.163	1
8.4	0.16	1.9E-008	0.16	1
8.6	0.157	1.2295E-008	0.157	1
8.8	0.154	7.9559E-009	0.154	1
9	0.147	5.1482E-009	0.147	1
9.2	0.147	3.3314E-009	0.147	1
9.4	0.147	2.1558E-009	0.147	1
9.6	0.144	1.395E-009	0.144	1

0.0233	1.949	1.3761	0.5729	1
0.0266	1.943	1.3753	0.56773	1
0.03	1.949	1.3744	0.57459	1
0.0333	1.921	1.3736	0.54742	1
0.0366	1.899	1.3728	0.52625	1
0.04	1.893	1.3719	0.5211	1
0.0433	1.871	1.3711	0.49993	1
0.0466	1.871	1.3702	0.50076	1
0.05	1.862	1.3694	0.49261	1
0.0533	1.849	1.3686	0.48044	1
0.0566	1.837	1.3677	0.46926	1
0.06	1.827	1.3669	0.46011	1
0.0633	1.812	1.3661	0.44594	1
0.0666	1.805	1.3652	0.43976	1
0.07	1.793	1.3644	0.42861	1
0.0733	1.78	1.3636	0.41643	1
0.0766	1.771	1.3627	0.40826	1
0.08	1.755	1.3619	0.3931	1
0.0833	1.749	1.3611	0.38793	1
0.0866	1.739	1.3603	0.37875	1
0.09	1.727	1.3594	0.36759	1
0.0933	1.717	1.3586	0.35841	1
0.0966	1.708	1.3578	0.35023	1
0.1	1.699	1.3569	0.34208	1
0.1033	1.686	1.3561	0.3299	1
0.1066	1.677	1.3553	0.32172	1
0.11	1.667	1.3544	0.31256	1
0.1133	1.658	1.3536	0.30438	1
0.1166	1.652	1.3528	0.29919	1
0.12	1.639	1.352	0.28703	1
0.1233	1.63	1.3511	0.27885	1
0.1266	1.62	1.3503	0.26967	1
0.13	1.614	1.3495	0.26451	1
0.1333	1.601	1.3487	0.25232	1
0.1366	1.592	1.3479	0.24413	1
0.14	1.586	1.347	0.23897	1
0.1433	1.576	1.3462	0.22979	1
0.1466	1.567	1.3454	0.2216	1
0.15	1.558	1.3446	0.21343	1
0.1533	1.548	1.3438	0.20425	1
0.1566	1.539	1.3429	0.19606	1
0.16	1.529	1.3421	0.18689	1
0.1633	1.52	1.3413	0.1787	1
0.1666	1.514	1.3405	0.17351	1
0.17	1.504	1.3397	0.16435	1
0.1733	1.495	1.3388	0.15615	1
0.1766	1.486	1.338	0.14796	1
0.18	1.479	1.3372	0.14179	1
0.1833	1.47	1.3364	0.1336	1
0.1866	1.46	1.3356	0.12441	1
0.19	1.451	1.3348	0.11624	1
0.1933	1.445	1.334	0.11104	1
0.1966	1.435	1.3332	0.10185	1
0.2	1.426	1.3323	0.093678	1
0.2033	1.417	1.3315	0.085482	1
0.2066	1.41	1.3307	0.079286	1
0.21	1.401	1.3299	0.071114	1
0.2133	1.391	1.3291	0.061916	1
0.2166	1.385	1.3283	0.056719	1

0.22	1.376	1.3275	0.048545	1
0.2233	1.366	1.3267	0.039346	1
0.2266	1.36	1.3259	0.034146	1
0.23	1.351	1.325	0.025971	1
0.2333	1.344	1.3242	0.019771	1
0.2366	1.335	1.3234	0.01157	1
0.24	1.329	1.3226	0.0063929	1
0.2433	1.319	1.3218	-0.0028088	1
0.2466	1.313	1.321	-0.008011	1
0.25	1.307	1.3202	-0.01319	1
0.2533	1.297	1.3194	-0.022393	1
0.2566	1.291	1.3186	-0.027596	1
0.26	1.282	1.3178	-0.035776	1
0.2633	1.275	1.317	-0.041981	1
0.2666	1.266	1.3162	-0.050186	1
0.27	1.26	1.3154	-0.055368	1
0.2733	1.254	1.3146	-0.060574	1
0.2766	1.247	1.3138	-0.06678	1
0.28	1.238	1.313	-0.074963	1
0.2833	1.232	1.3122	-0.080171	1
0.2866	1.225	1.3114	-0.086379	1
0.29	1.216	1.3106	-0.094563	1
0.2933	1.21	1.3098	-0.099772	1
0.2966	1.203	1.309	-0.10598	1
0.3	1.2	1.3082	-0.10817	1
0.3033	1.191	1.3074	-0.11638	1
0.3066	1.185	1.3066	-0.12159	1
0.31	1.178	1.3058	-0.12778	1
0.3133	1.172	1.305	-0.13299	1
0.3166	1.163	1.3042	-0.1412	1
0.32	1.159	1.3034	-0.14439	1
0.3233	1.153	1.3026	-0.1496	1
0.3266	1.144	1.3018	-0.15782	1
0.33	1.137	1.301	-0.16401	1
0.3333	1.131	1.3002	-0.16922	1
0.35	1.1	1.2963	-0.19626	1
0.3666	1.072	1.2923	-0.22032	1
0.3833	1.04	1.2884	-0.24838	1
0.4	1.015	1.2845	-0.26945	1
0.4166	0.99	1.2806	-0.29056	1
0.4333	0.965	1.2767	-0.31165	1
0.45	0.943	1.2728	-0.32976	1
0.4666	0.924	1.2689	-0.3449	1
0.4833	0.906	1.265	-0.35903	1
0.5	0.887	1.2612	-0.37417	1
0.5166	0.874	1.2573	-0.38334	1
0.5333	0.858	1.2535	-0.39551	1
0.55	0.846	1.2497	-0.40368	1
0.5666	0.837	1.2459	-0.40889	1
0.5833	0.824	1.2421	-0.41809	1
0.6	0.815	1.2383	-0.4233	1
0.6166	0.808	1.2345	-0.42655	1
0.6333	0.799	1.2308	-0.43178	1
0.65	0.793	1.227	-0.43403	1
0.6666	0.786	1.2233	-0.43731	1
0.6833	0.78	1.2196	-0.43957	1
0.7	0.774	1.2159	-0.44185	1
0.7166	0.768	1.2122	-0.44417	1
0.7333	0.764	1.2085	-0.44447	1
0.75	0.758	1.2048	-0.44678	1

0.7666	0.755	1.2011	-0.44613	1
0.7833	0.752	1.1975	-0.44546	1
0.8	0.746	1.1938	-0.44781	1
0.8166	0.743	1.1902	-0.44719	1
0.8333	0.739	1.1866	-0.44756	1
0.85	0.736	1.1829	-0.44694	1
0.8666	0.733	1.1794	-0.44635	1
0.8833	0.73	1.1758	-0.44575	1
0.9	0.727	1.1722	-0.44517	1
0.9166	0.724	1.1686	-0.44461	1
0.9333	0.721	1.165	-0.44405	1
0.95	0.721	1.1615	-0.44409	1
0.9666	0.717	1.158	-0.44097	1
0.9833	0.714	1.1544	-0.44044	1
1	0.711	1.1509	-0.43992	1
1.2	0.683	1.1096	-0.42657	1
1.4	0.667	1.0697	-0.4027	1
1.6	0.655	1.0313	-0.37627	1
1.8	0.645	0.99421	-0.34921	1
2	0.636	0.95849	-0.32249	1
2.2	0.626	0.92405	-0.29805	1
2.4	0.623	0.89085	-0.26785	1
2.6	0.617	0.85884	-0.24184	1
2.8	0.611	0.82799	-0.21699	1
3	0.608	0.79824	-0.19024	1
3.2	0.605	0.76956	-0.16456	1
3.4	0.598	0.74191	-0.14391	1
3.6	0.598	0.71525	-0.11725	1
3.8	0.595	0.68955	-0.094552	1
4	0.589	0.66478	-0.075776	1
4.2	0.586	0.64089	-0.054891	1
4.4	0.586	0.61786	-0.031864	1
4.6	0.583	0.59566	-0.012665	1
4.8	0.579	0.57426	0.0047373	1
5	0.576	0.55363	0.02237	1
5.2	0.573	0.53374	0.039262	1
5.4	0.573	0.51456	0.058439	1
5.6	0.573	0.49607	0.076927	1
5.8	0.57	0.47825	0.091751	1
6	0.567	0.46107	0.10593	1
6.2	0.564	0.44445	0.1195	1
6.4	0.564	0.42853	0.13547	1
6.6	0.564	0.41313	0.15087	1
6.8	0.561	0.39829	0.16271	1
7	0.561	0.38398	0.17702	1
7.2	0.558	0.37018	0.18782	1
7.4	0.554	0.35688	0.19712	1
7.6	0.551	0.34406	0.20694	1
7.8	0.551	0.3317	0.2193	1
8	0.548	0.31978	0.22822	1
8.2	0.551	0.30829	0.24271	1
8.4	0.548	0.29721	0.25079	1
8.6	0.545	0.28653	0.25847	1
8.8	0.545	0.27624	0.26876	1
9	0.542	0.26631	0.27569	1
9.2	0.542	0.25675	0.28525	1
9.4	0.539	0.24752	0.29148	1
9.6	0.539	0.23863	0.30037	1
9.8	0.539	0.23005	0.30895	1
10	0.536	0.22179	0.31421	1

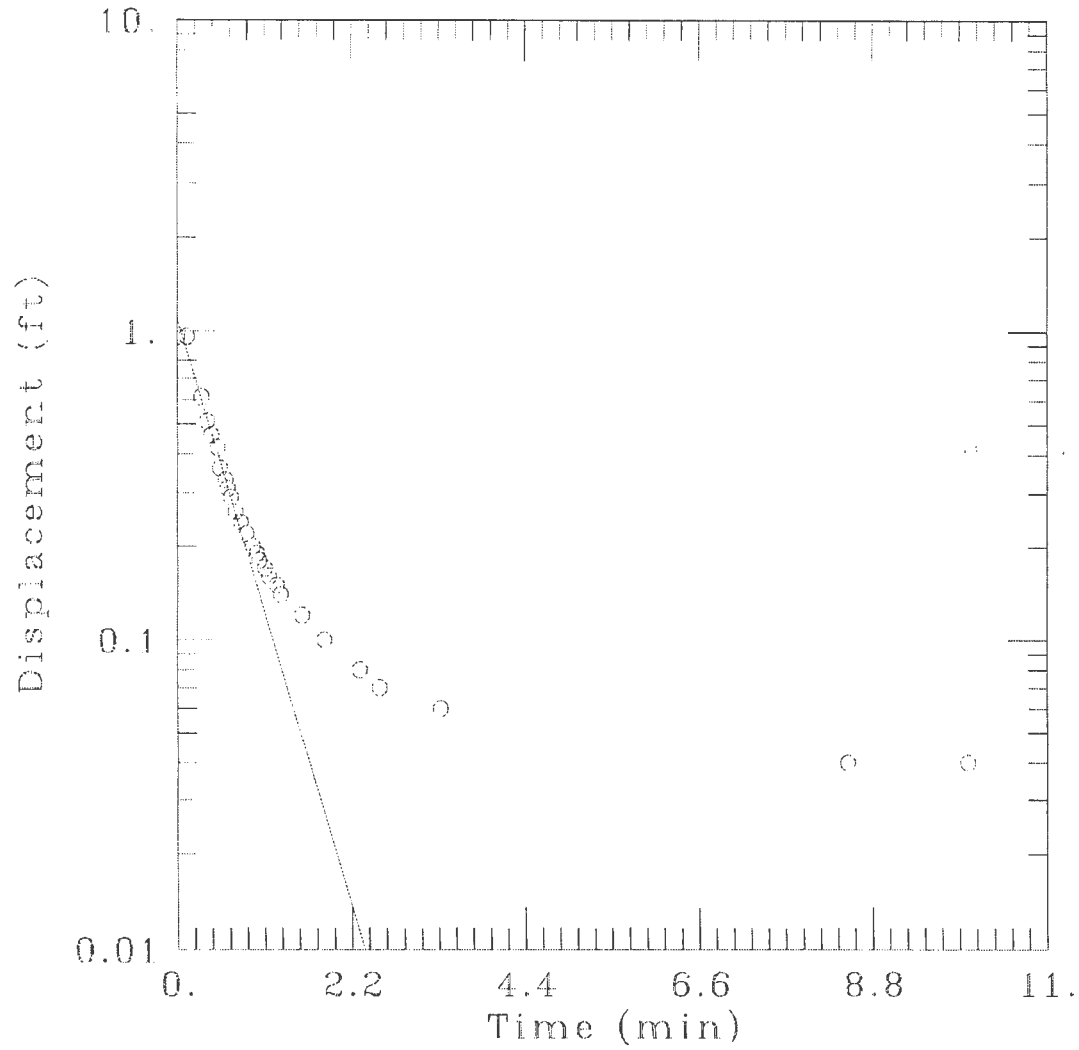
11	0.529	0.18471	0.34429	1
12	0.526	0.15382	0.37218	1
13	0.52	0.12811	0.39189	1
14	0.514	0.10669	0.40731	1
15	0.51	0.08885	0.42115	1
16	0.504	0.073995	0.43001	1
17	0.501	0.061623	0.43938	1
18	0.495	0.05132	0.44368	1
19	0.492	0.04274	0.44926	1
20	0.489	0.035594	0.45341	1
21	0.482	0.029643	0.45236	1
22	0.476	0.024687	0.45131	1
23	0.473	0.020559	0.45244	1
24	0.467	0.017122	0.44988	1
25	0.467	0.014259	0.45274	1
26	0.463	0.011875	0.45112	1
27	0.46	0.0098897	0.45011	1
28	0.457	0.0082362	0.44876	1
29	0.451	0.0068592	0.44414	1
30	0.448	0.0057123	0.44229	1
31	0.445	0.0047573	0.44024	1
32	0.445	0.0039619	0.44104	1
33	0.438	0.0032995	0.4347	1
34	0.438	0.0027478	0.43525	1
35	0.435	0.0022884	0.43271	1
36	0.429	0.0019058	0.42709	1
37	0.429	0.0015872	0.42741	1
38	0.423	0.0013218	0.42168	1
39	0.42	0.0011008	0.4189	1
40	0.416	0.00091675	0.41508	1
41	0.416	0.00076348	0.41524	1
42	0.413	0.00063583	0.41236	1
43	0.413	0.00052952	0.41247	1
44	0.41	0.00044099	0.40956	1
45	0.407	0.00036726	0.40663	1
46	0.404	0.00030585	0.40369	1
47	0.401	0.00025472	0.40075	1
48	0.398	0.00021213	0.39779	1
49	0.395	0.00017666	0.39482	1
50	0.391	0.00014713	0.39085	1
51	0.391	0.00012253	0.39088	1
52	0.391	0.00010204	0.3909	1
53	0.388	8.4981E-005	0.38792	1
54	0.385	7.0773E-005	0.38493	1
55	0.382	5.894E-005	0.38194	1
56	0.379	4.9086E-005	0.37895	1
57	0.379	4.0879E-005	0.37896	1
58	0.376	3.4044E-005	0.37597	1
59	0.373	2.8352E-005	0.37297	1
60	0.373	2.3612E-005	0.37298	1
61	0.369	1.9664E-005	0.36898	1
62	0.369	1.6376E-005	0.36898	1
63	0.366	1.3638E-005	0.36599	1
64	0.363	1.1358E-005	0.36299	1
65	0.36	9.4591E-006	0.35999	1

=====

RESULTS FROM VISUAL CURVE MATCHING

=====

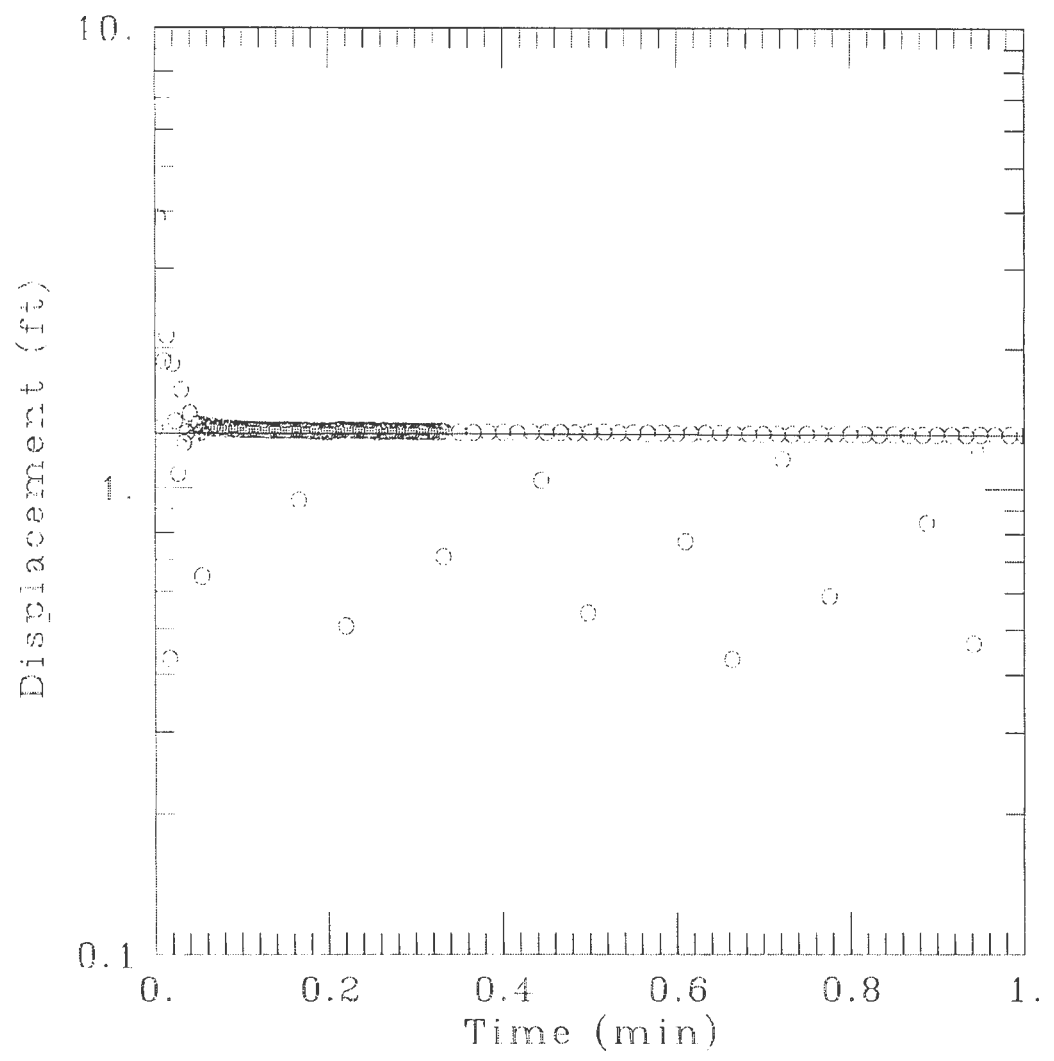
Rising Head Slug Test for MW25-1



Details of slug test data
are provided on Test
Description sheets Included
in this appendix



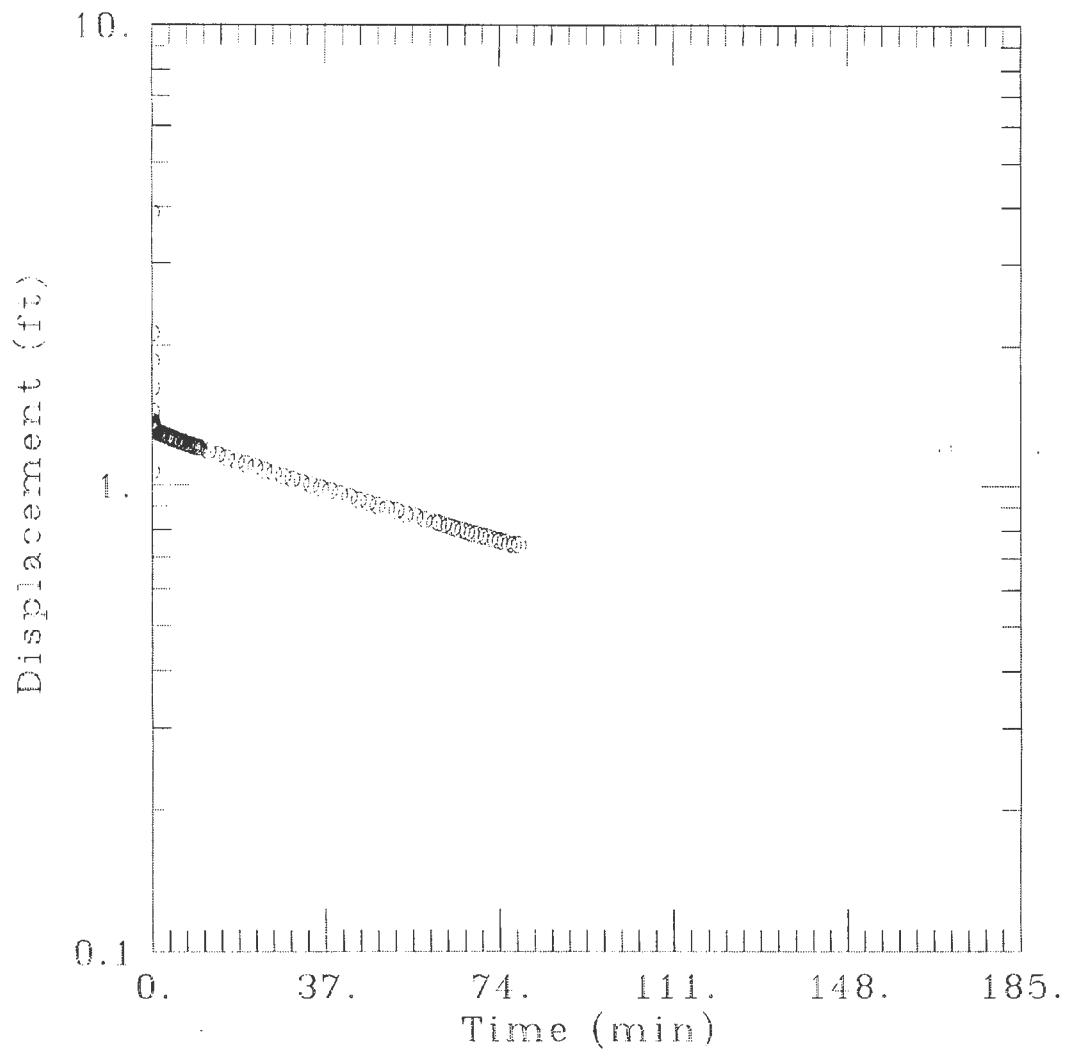
Rising Head Slug Test for MW25-2



Details of slug test data are provided on Test Description sheets included in this appendix



Rising Head Slug Test for MW25-2

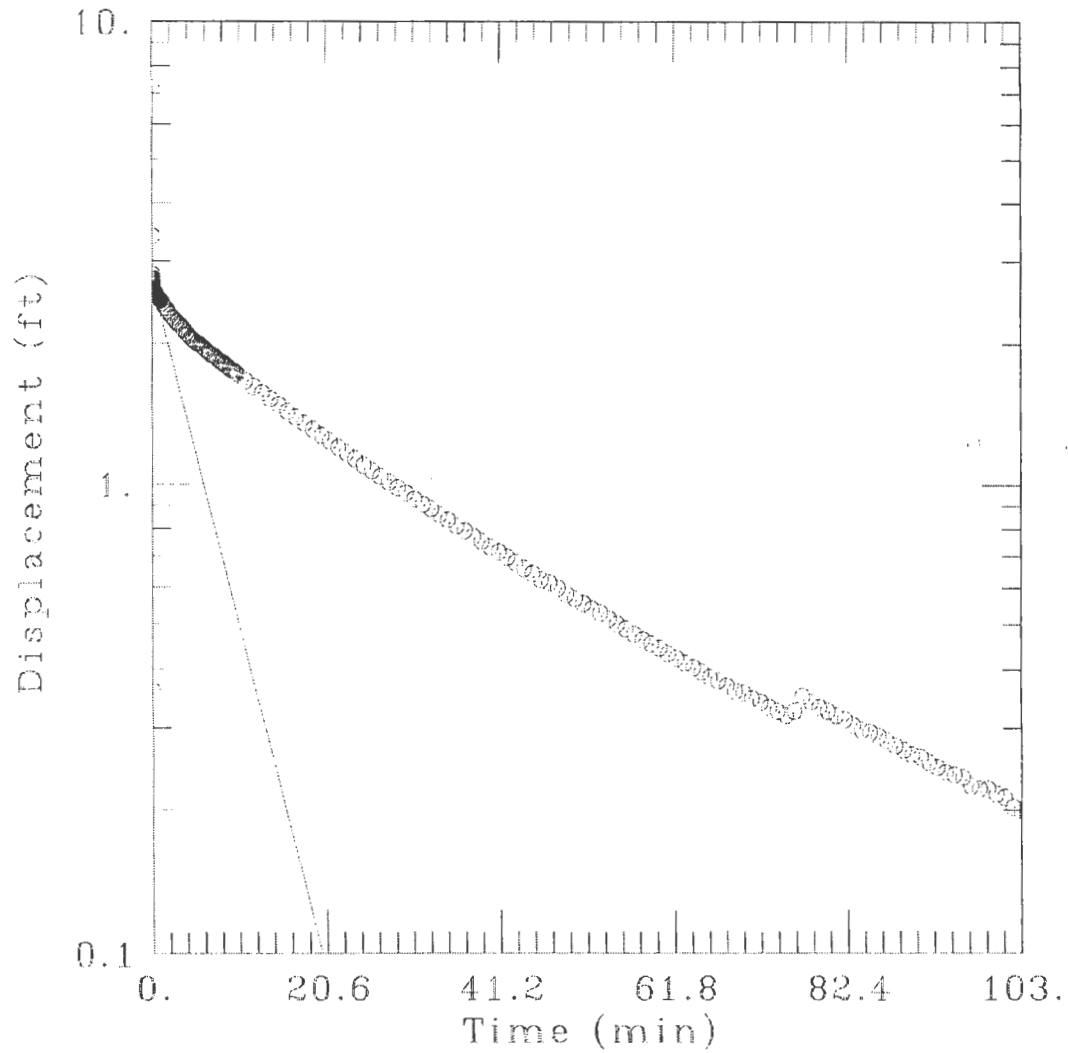


Details of slug test data
are provided on Test
Description sheets included
in this appendix

(Note: not all of the data points
were saved to the plot file during
the export process in Aqtesolv)



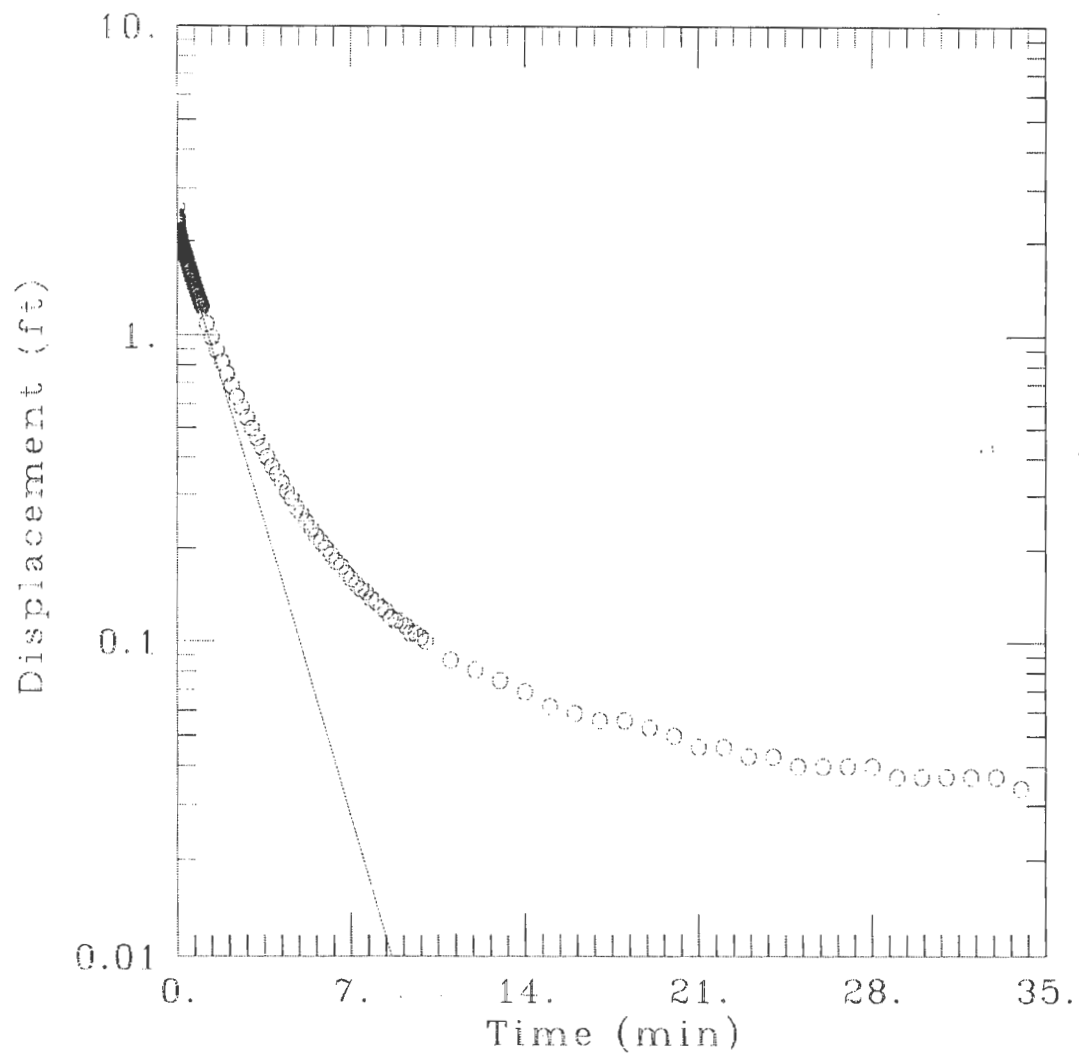
Rising Head Slug Test for MW25-3



Details of slug test data
are provided on Test
Description sheets included
in this appendix



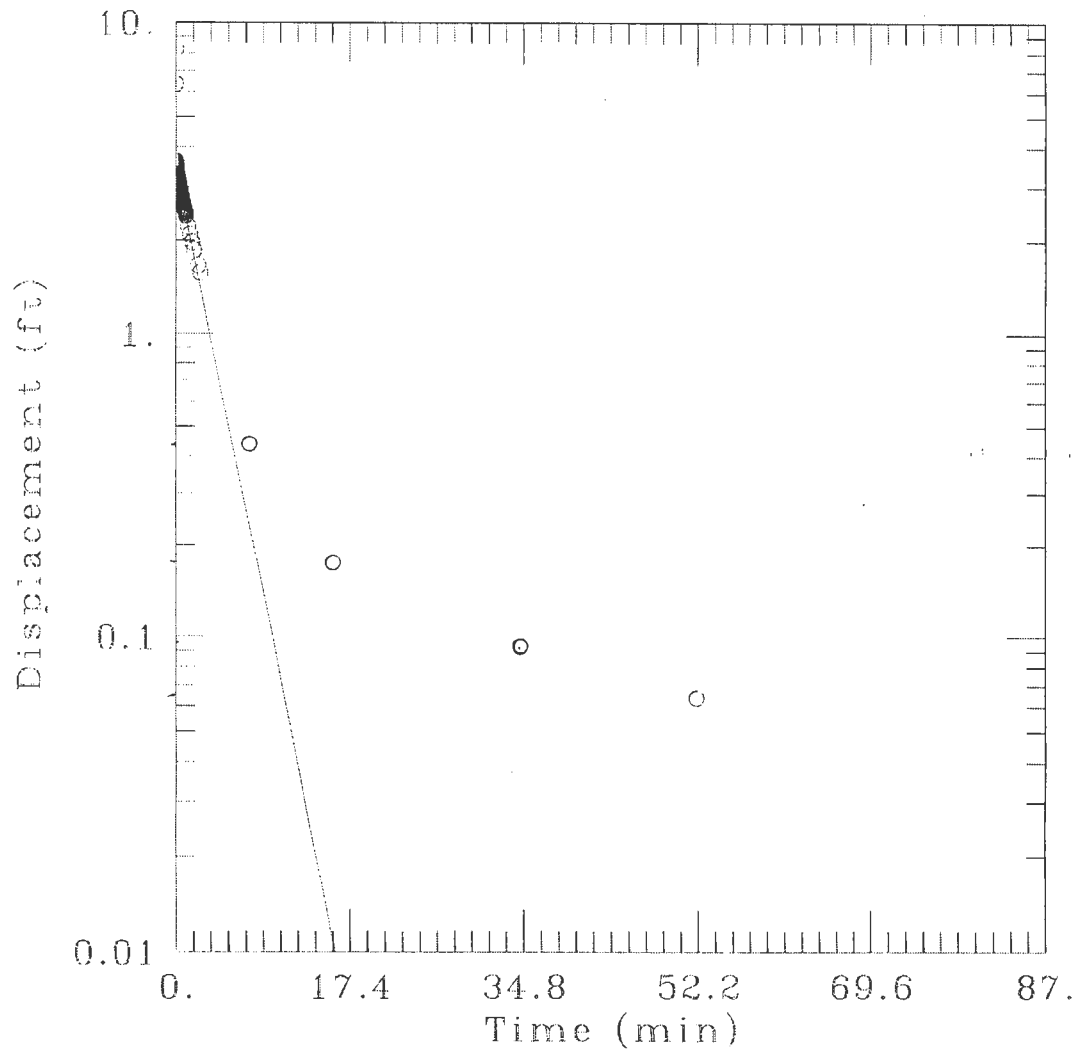
Rising Head Slug Test for MW25-4D



Details of slug test data
are provided on Test
Description sheets included
in this appendix



Rising Head Slug Test for MW25-5D

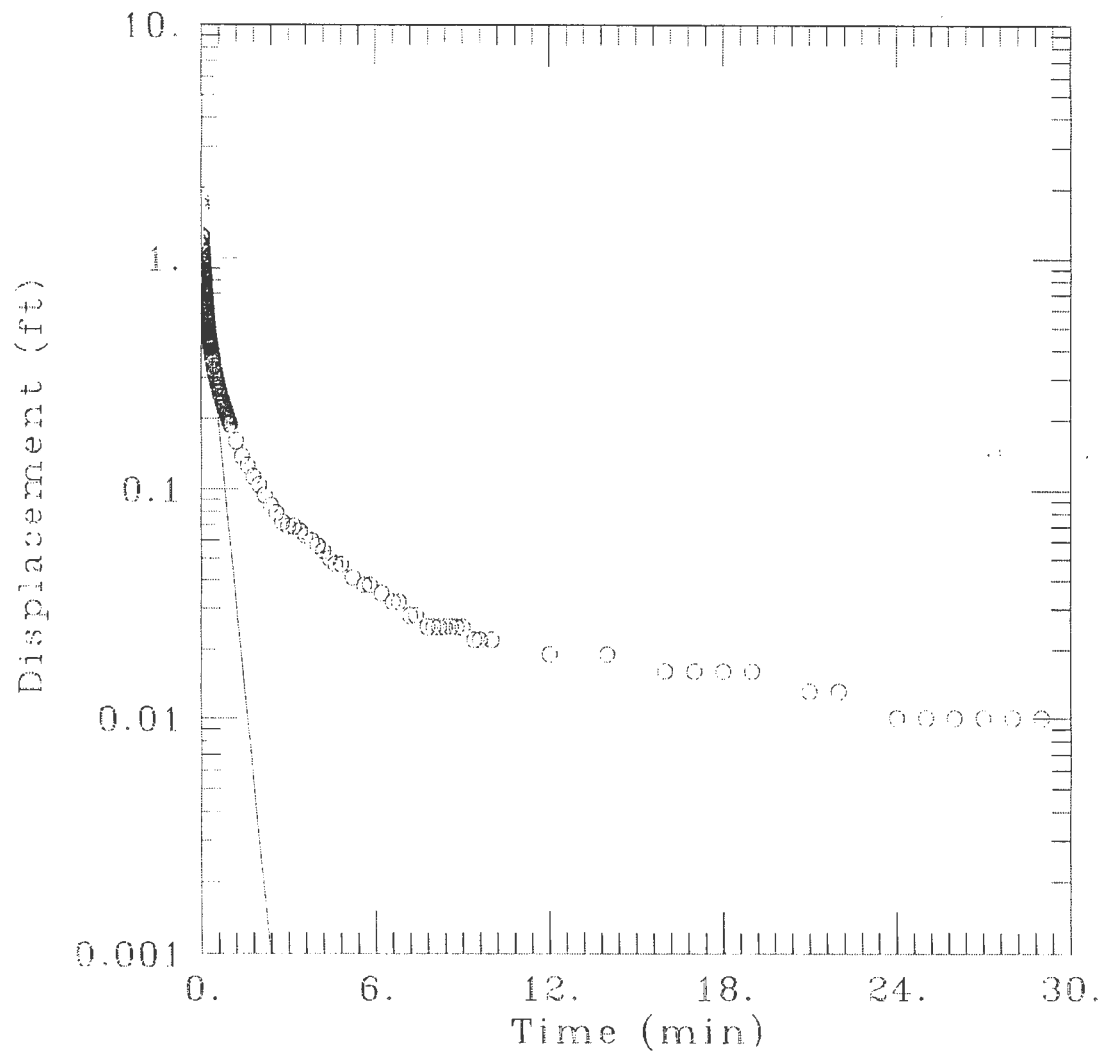


Details of slug test data
are provided on Test
Description sheets included
in this appendix

(Note: not all of the data points
were saved to the plot file during
the export process in Aqtesolv)



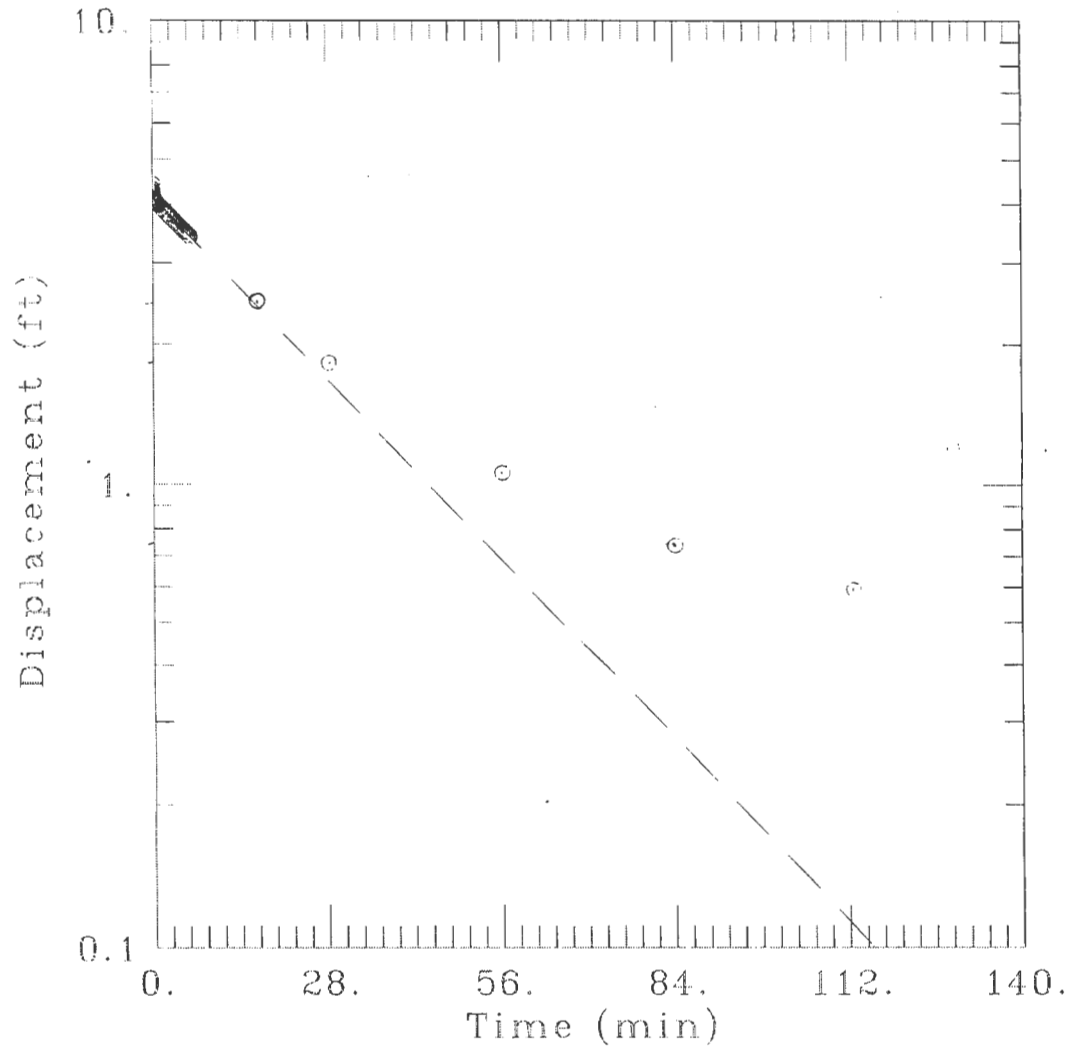
Rising Head Slug Test for MW25-6



Details of slug test data
are provided on Test
Description sheets included
in this appendix



Rising Head Slug Test for MW25-7D

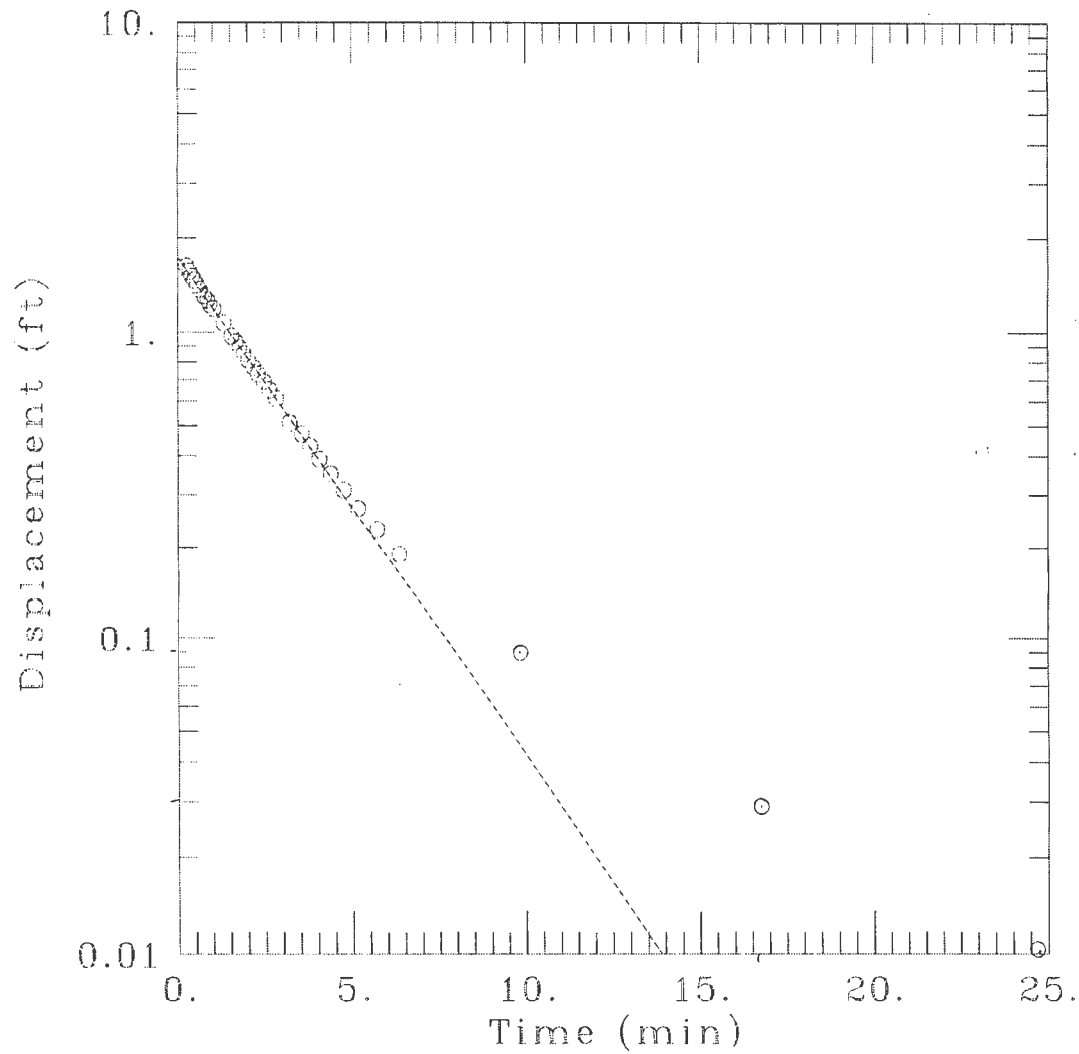


Details of slug test data
are provided on Test
Description sheets included
in this appendix

(Note: not all of the data points
were saved to the plot file during
the export process in Aqtesolv)



Rising Head Slug Test for MW25-8

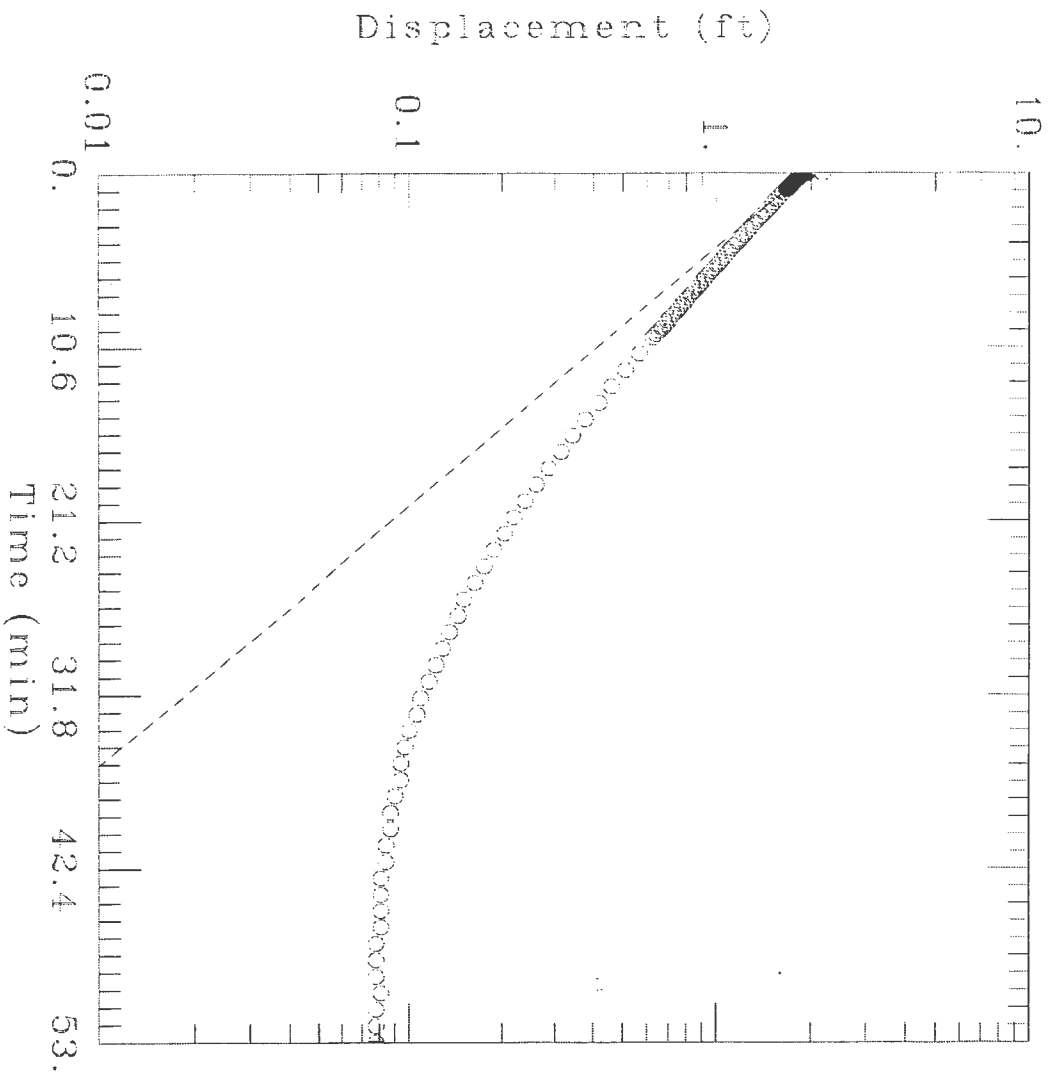


Details of slug test data
are provided on Test
Description sheets included
in this appendix

(Note: not all of the data points
were saved to the plot file during
the export process in Aqtesolv)



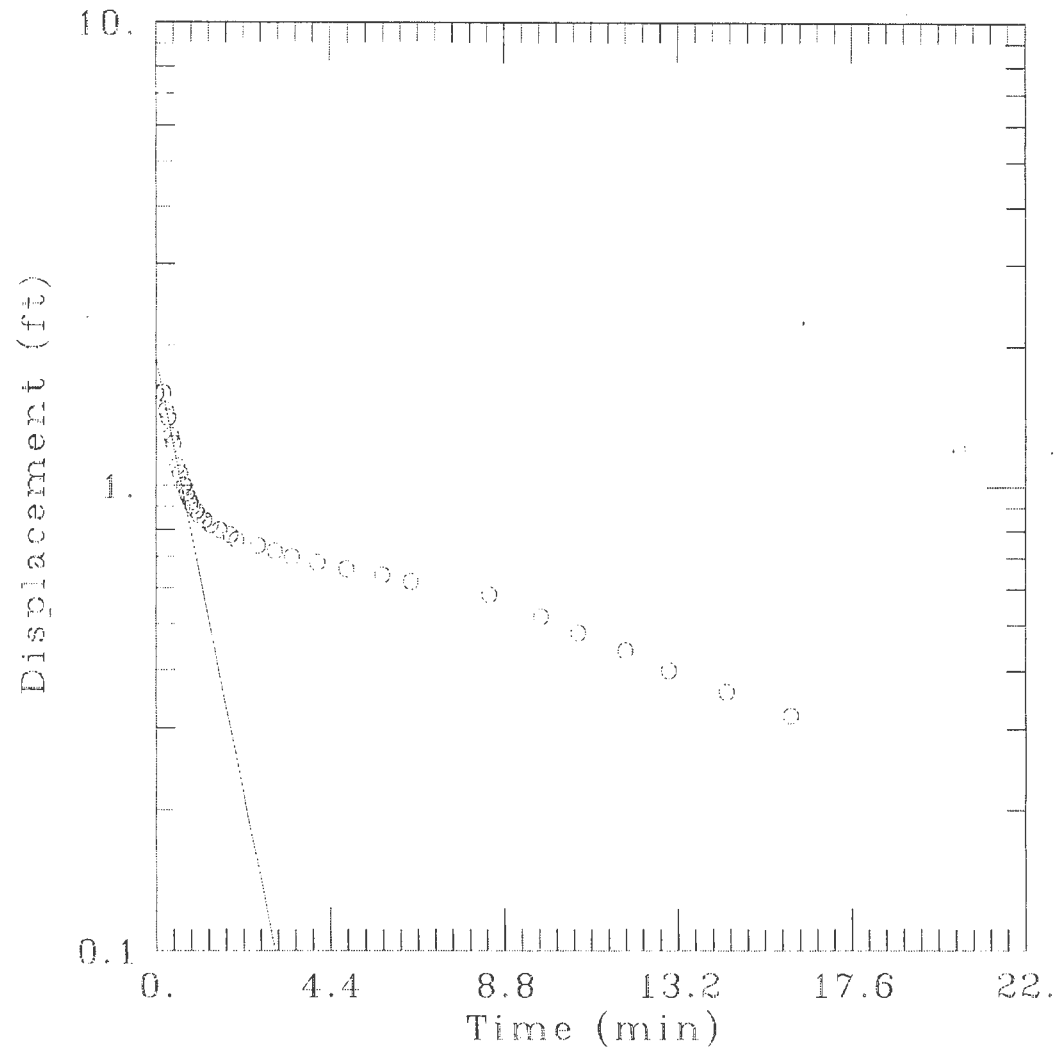
Rising Head Slug Test for MW25-9



Details of slug test data
are provided on Test
Description sheets included
in this appendix



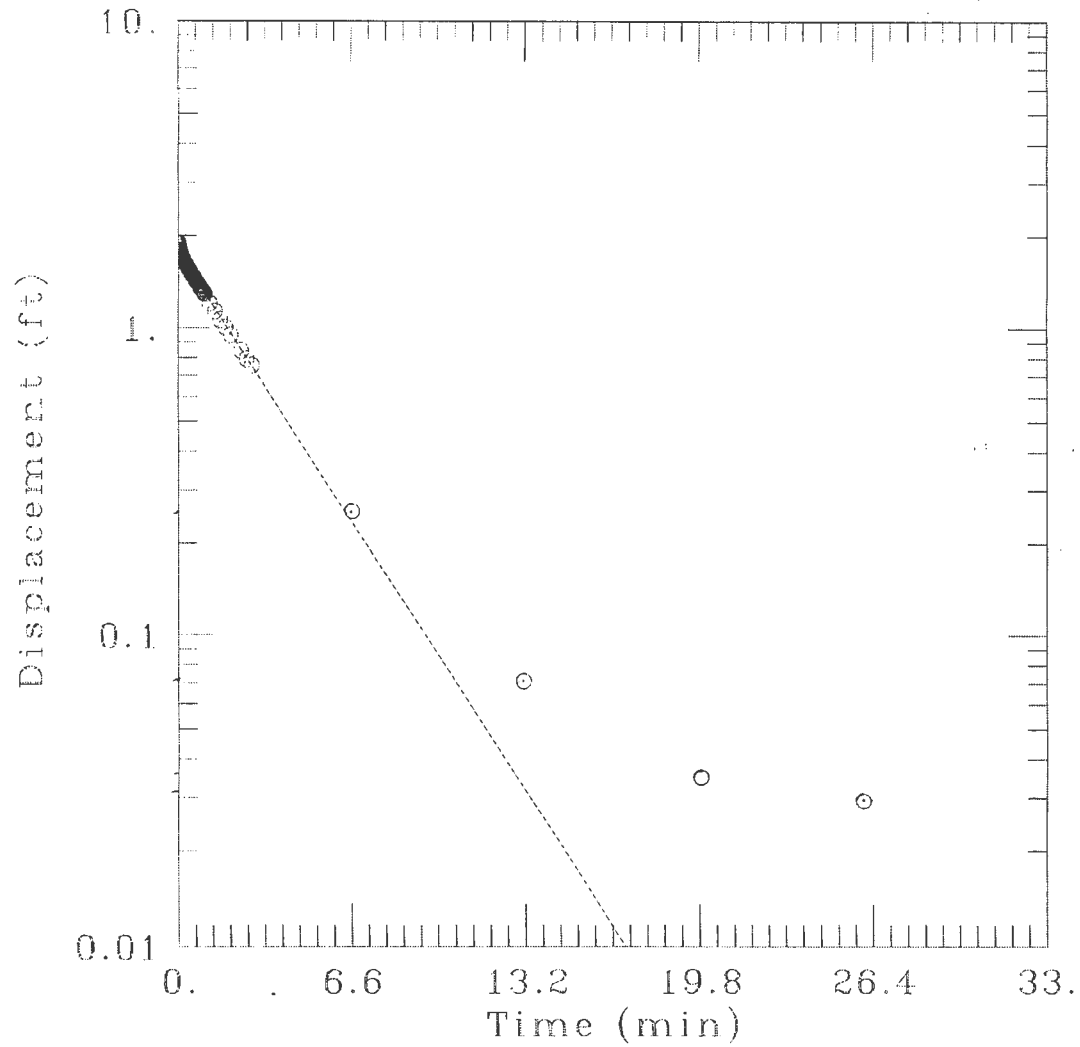
Rising Head Slug Test for MW25-10



Details of slug test data
are provided on Test
Description sheets included
in this appendix



Rising Head Slug Test for MW25-11

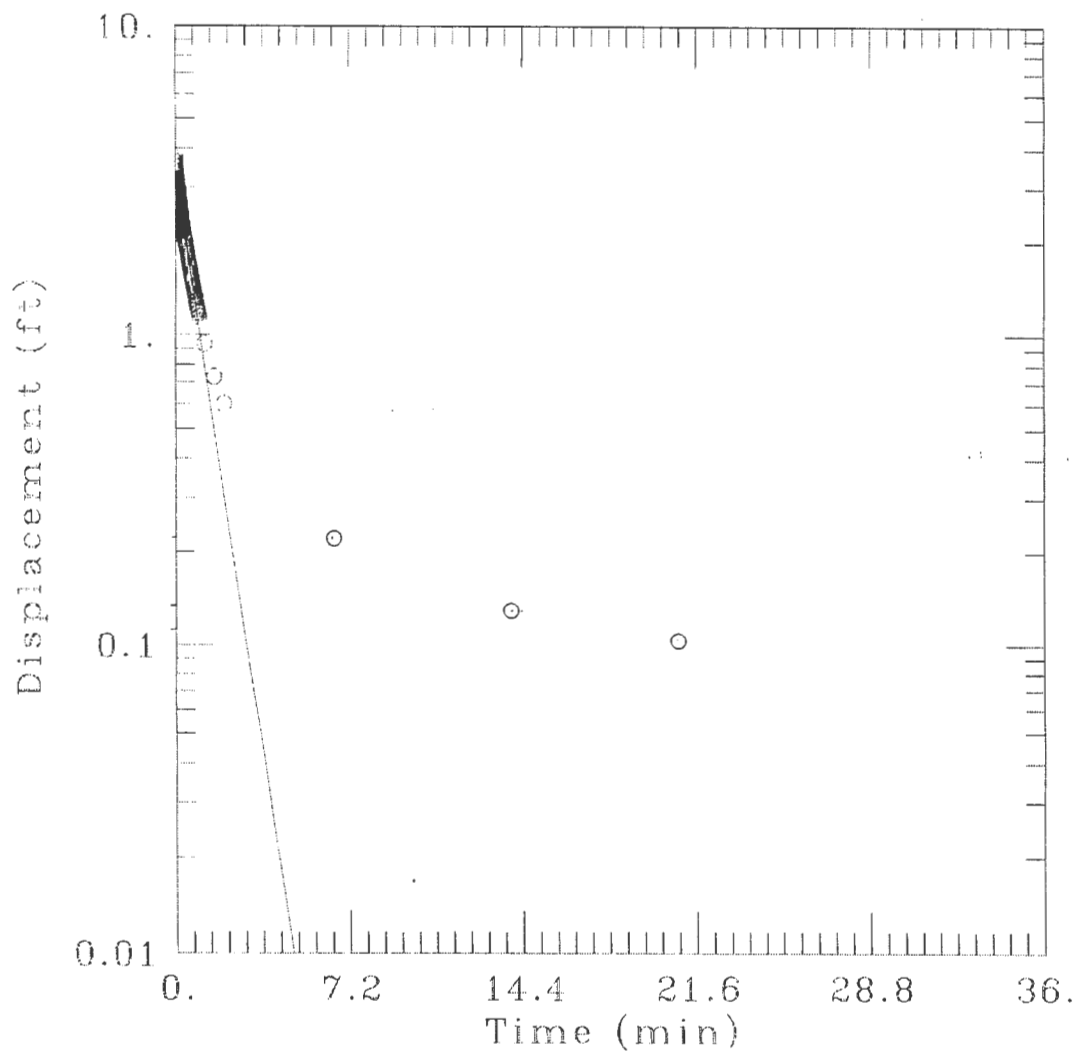


Details of slug test data
are provided on Test
Description sheets included
in this appendix

(Note: not all of the data points
were saved to the plot file during
the export process in Aqtesolv)



Rising Head Slug Test for MW25-12D

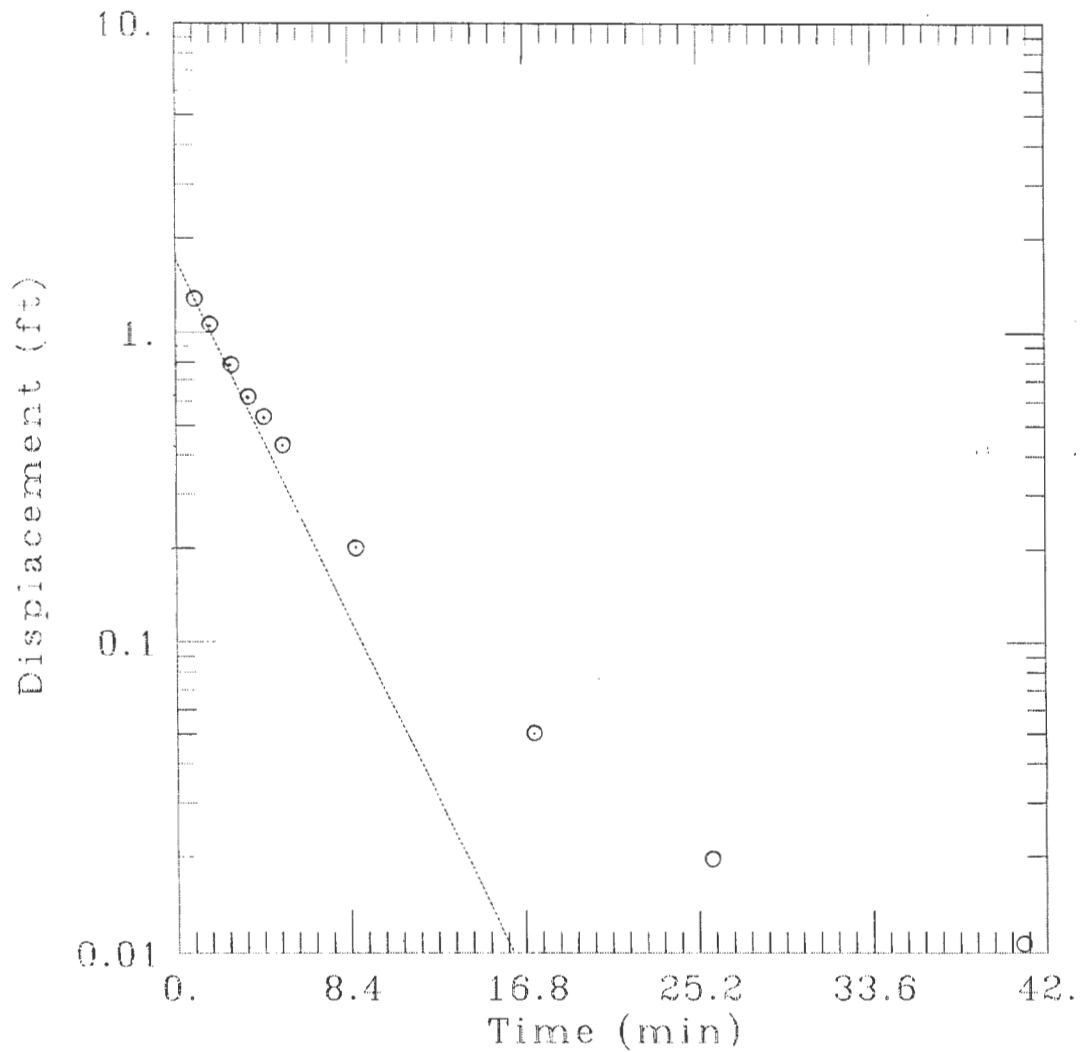


Details of slug test data
are provided on Test
Description sheets included
in this appendix

(Note: not all of the data points
were saved to the plot file during
the export process in Aqtesolv)



Rising Head Slug Test for MW25-13

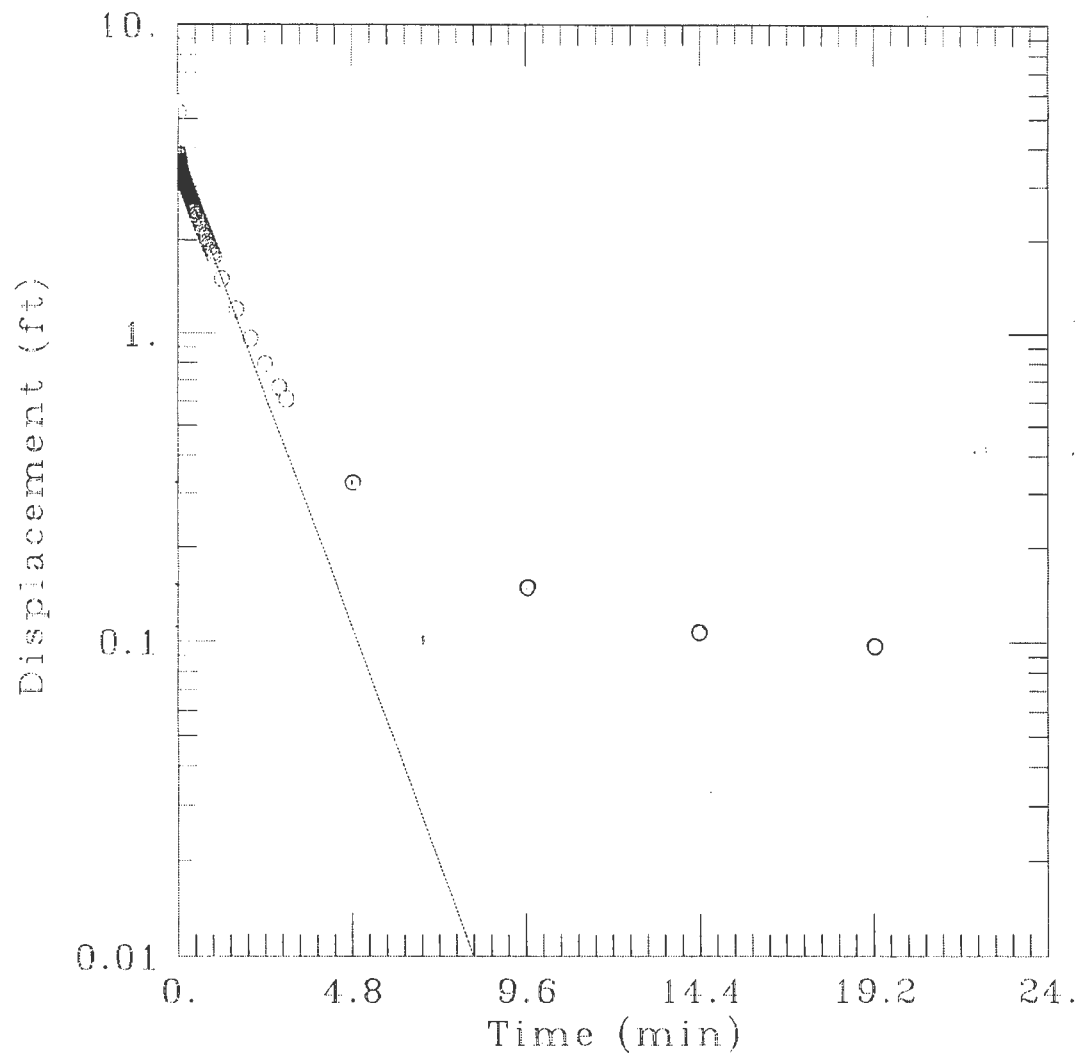


Details of slug test data
are provided on Test
Description sheets included
in this appendix

(Note: not all of the data points
were saved to the plot file during
the export process in Aqtesolv)



Rising Head Slug Test for MW25-14D

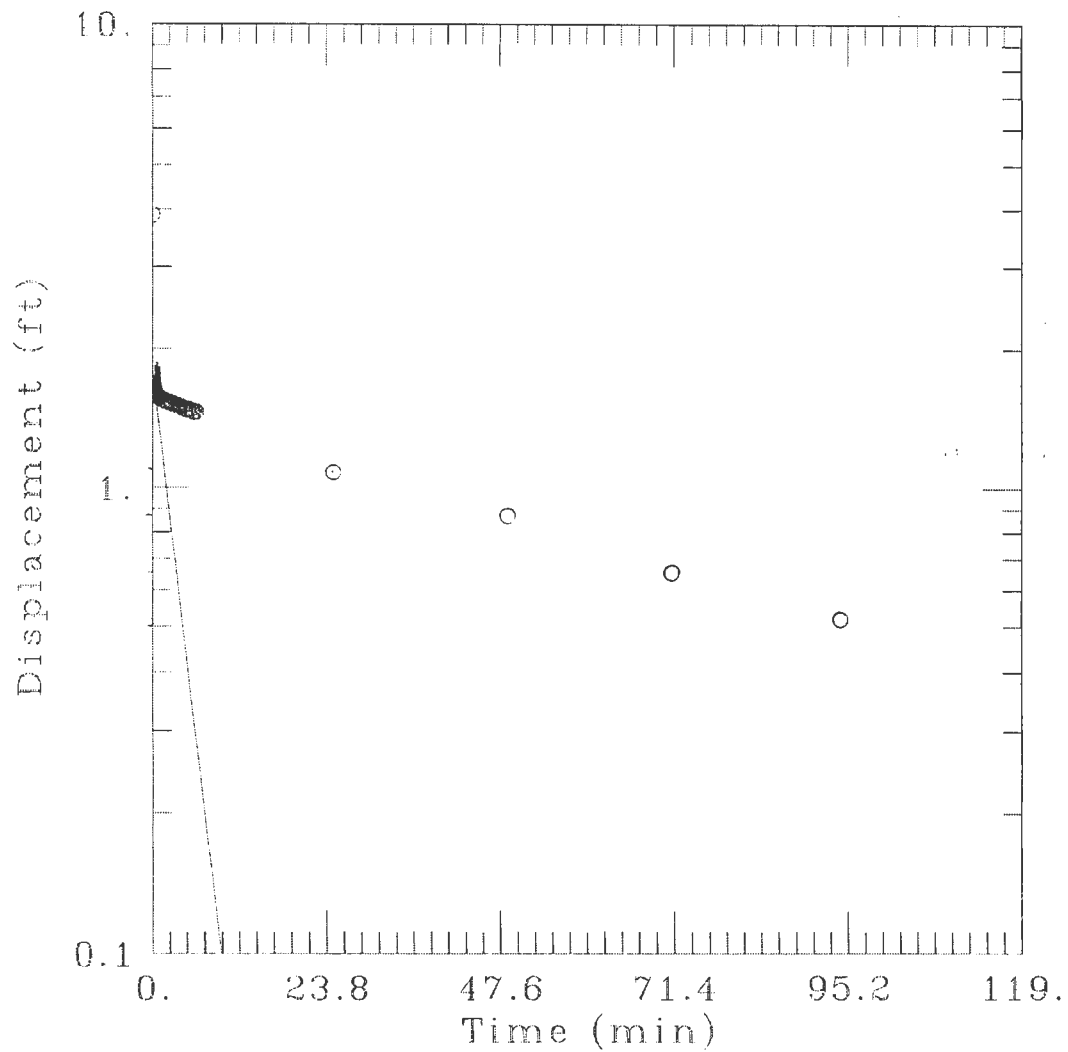


Details of slug test data
are provided on Test
Description sheets included
in this appendix

(Note: not all of the data points
were saved to the plot file during
the export process in Aqtesolv)



Rising Head Slug Test for MW25-15

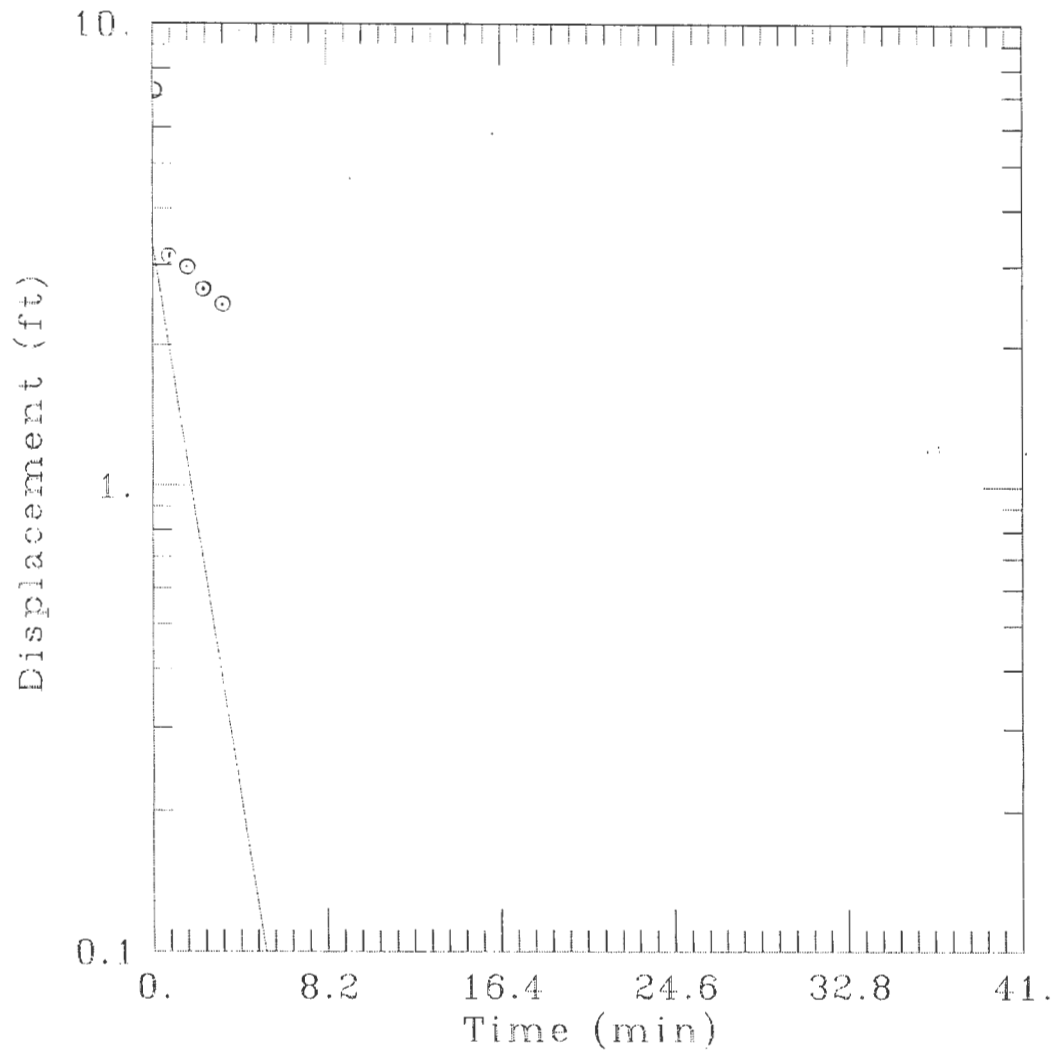


Details of slug test data
are provided on Test
Description sheets included
in this appendix

(Note: not all of the data points
were saved to the plot file during
the export process in Aqtesolv)



Rising Head Slug Test for MW25-16D

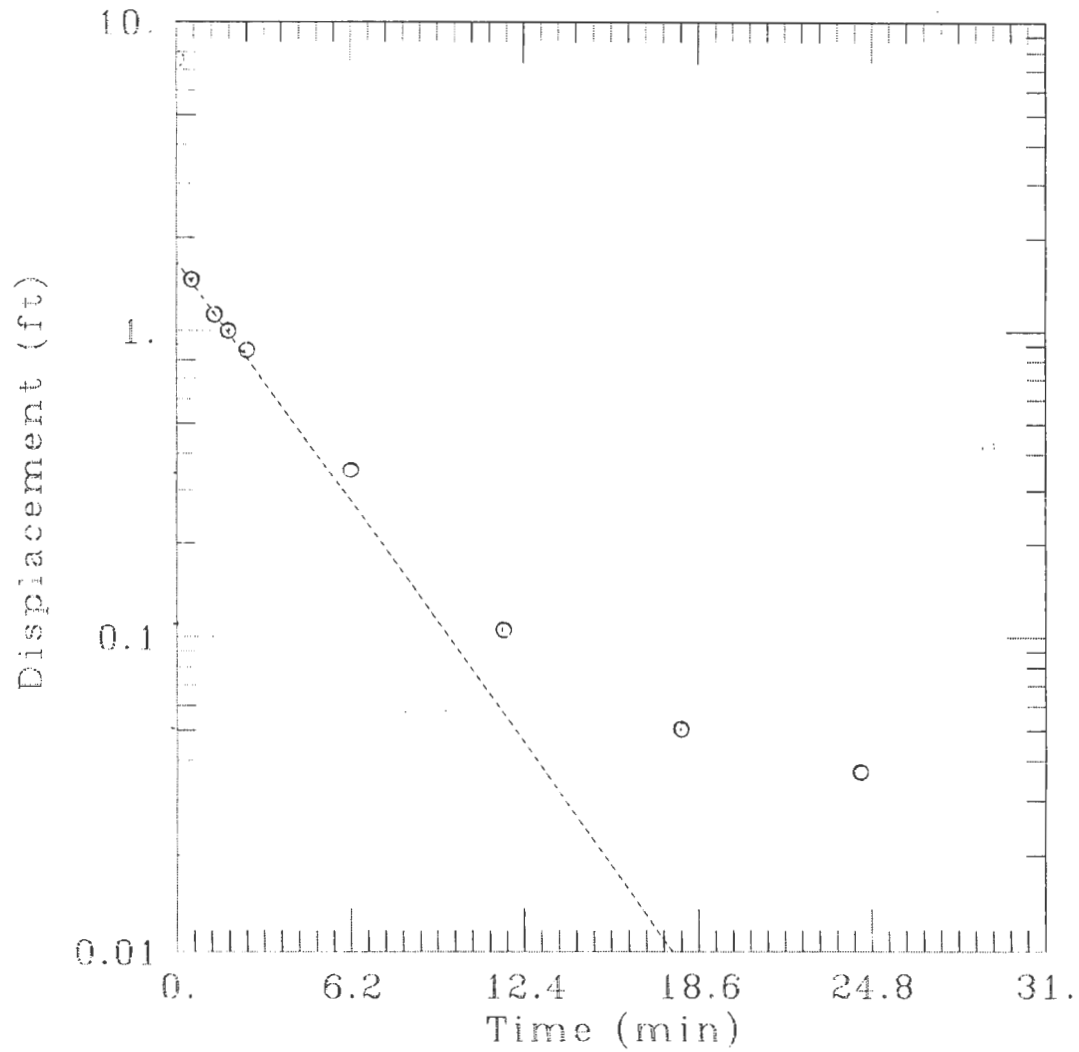


Details of slug test data
are provided on Test
Description sheets Included
in this appendix

(Note: not all of the data points
were saved to the plot file during
the export process in Aqtesolv)



Rising Head Slug Test for MW25-17

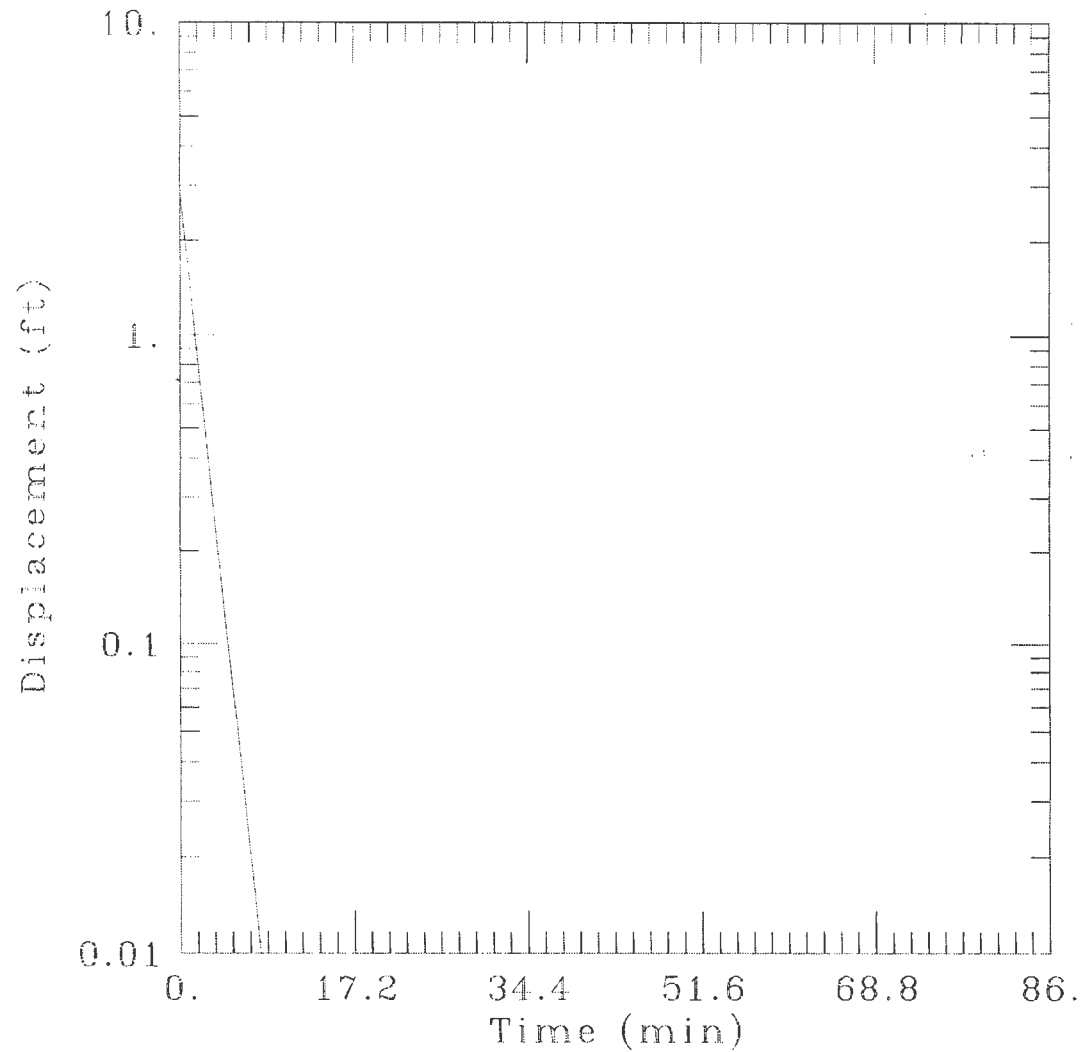


Details of slug test data
are provided on Test
Description sheets Included
in this appendix

(Note: not all of the data points
were saved to the plot file during
the export process in Aqtesolv)



Rising Head Slug Test for MW25-18

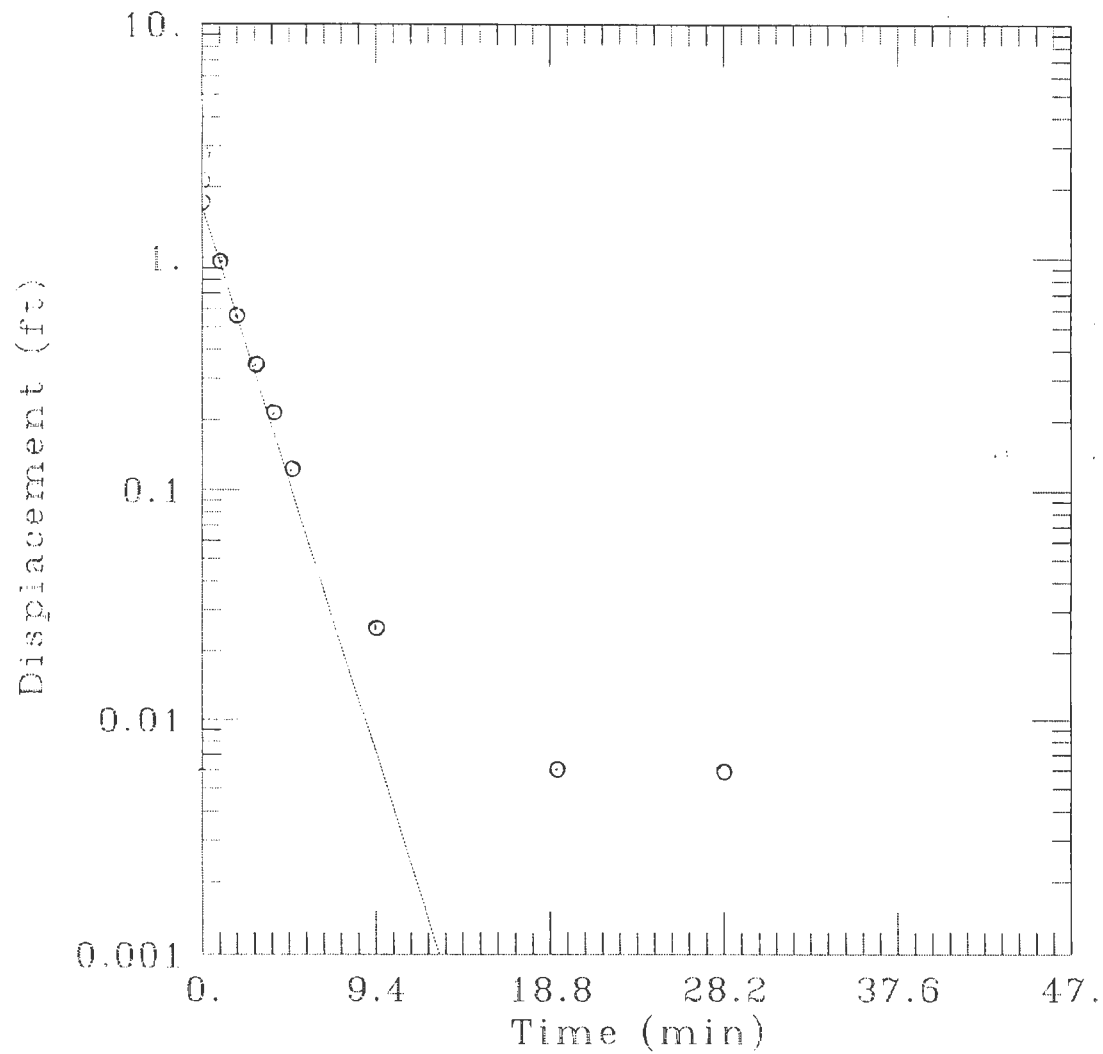


Details of slug test data
are provided on Test
Description sheets included
in this appendix

(Note: not all of the data points
were saved to the plot file during
the export process in Aqtesolv)



Rising Head Slug Test for MW25-19

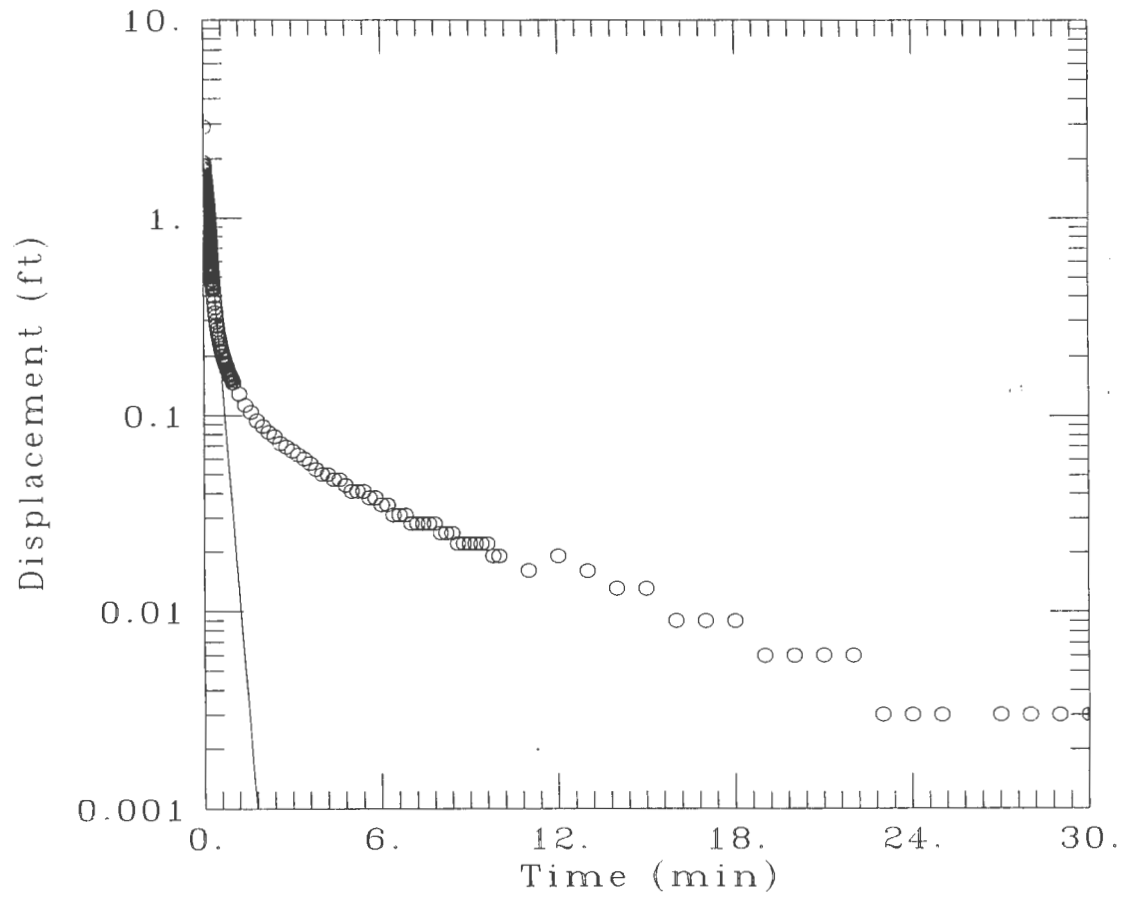


Details of slug test data
are provided on Test
Description sheets included
in this appendix

(Note: not all of the data points
were saved to the plot file during
the export process in AqtesolV)



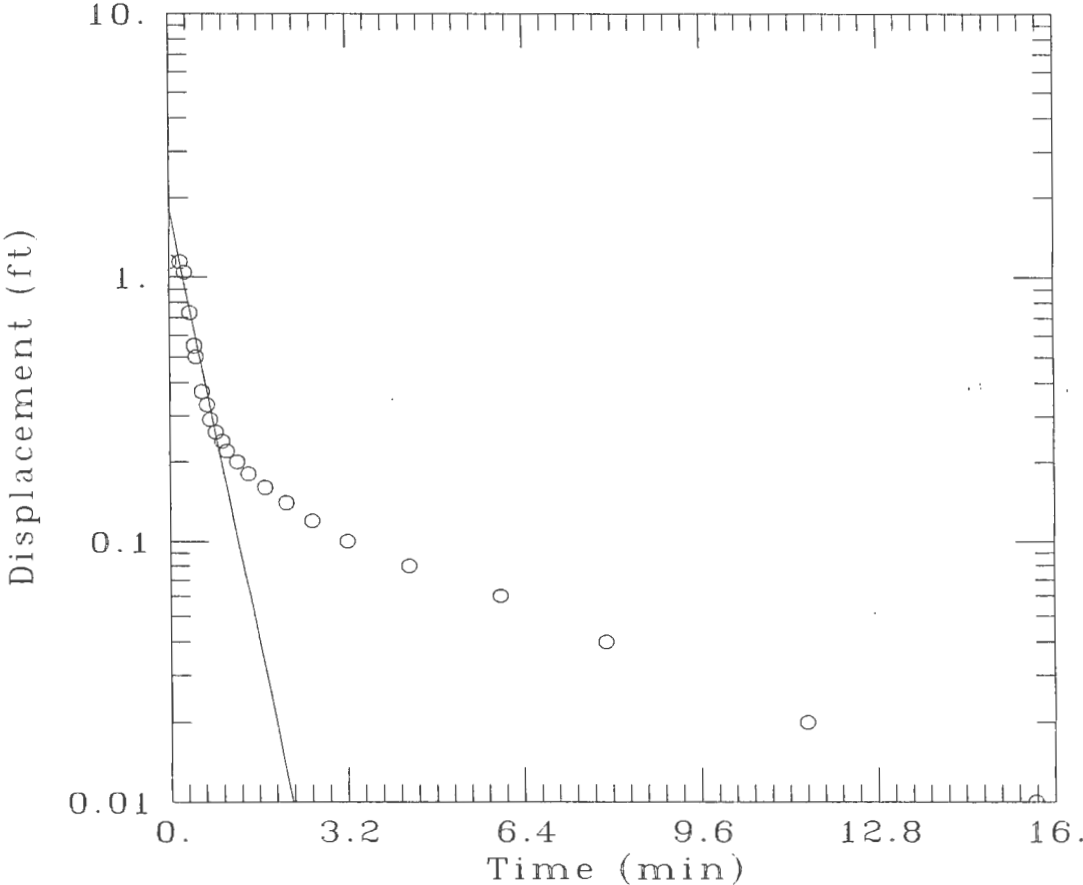
Rising Head Slug Test for MW26-3



Details of slug test data
are provided on Test
Description sheets included
in this appendix



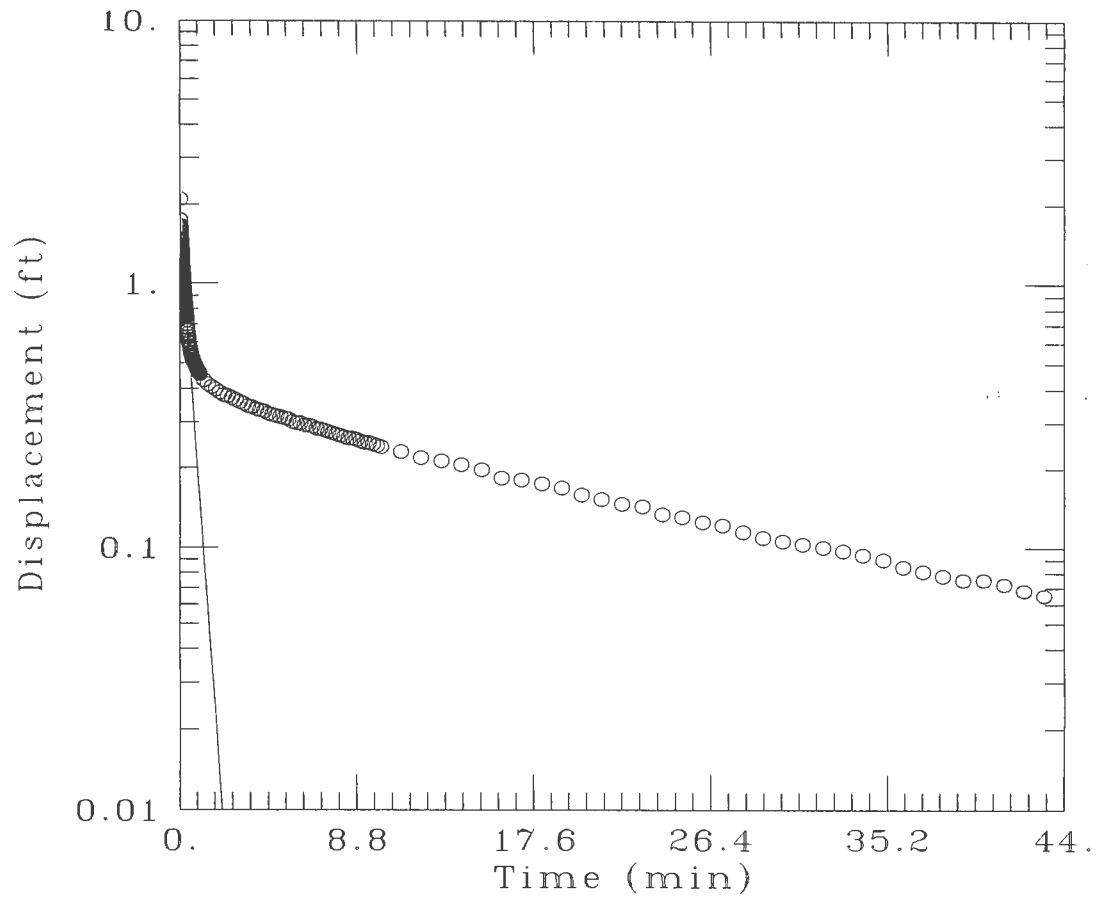
Rising Head Slug Test for MW26-4



Details of slug test data
are provided on Test
Description sheets Included
in this appendix



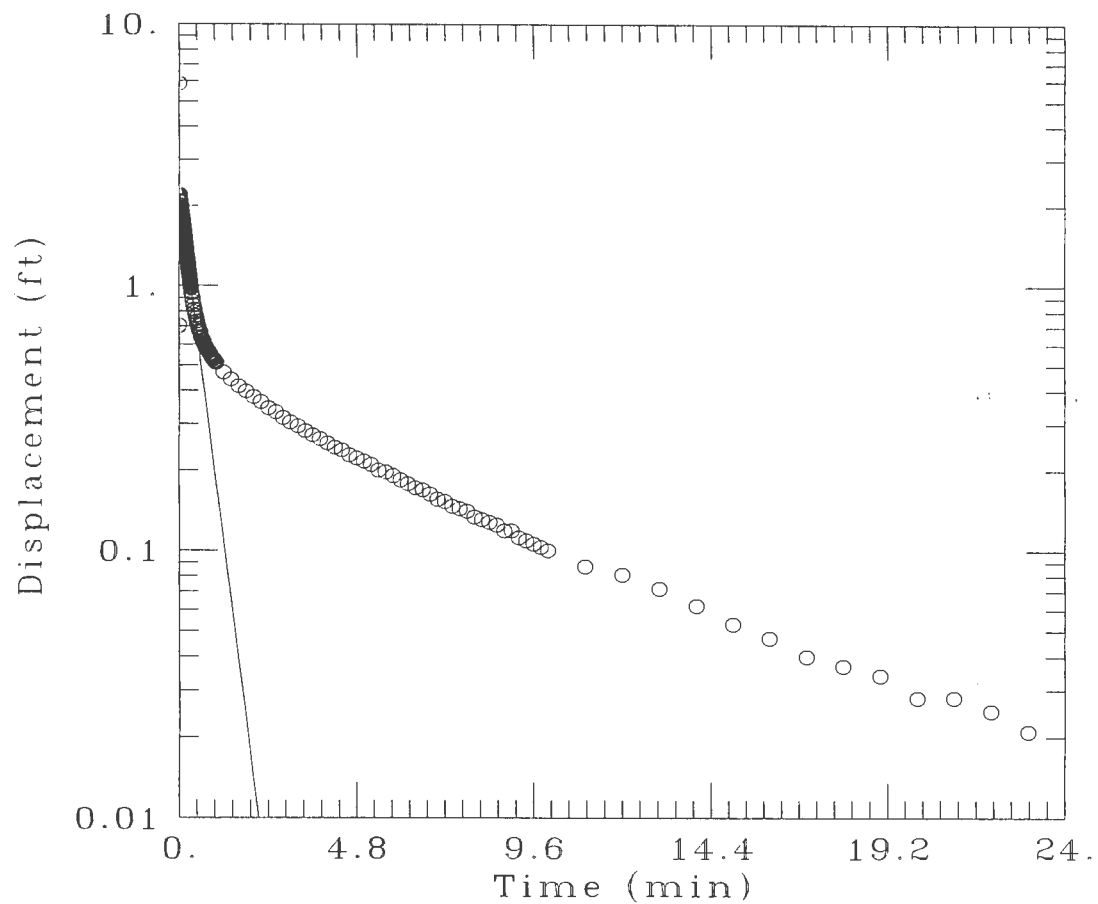
Rising Head Slug Test for MW26-5



Details of slug test data
are provided on Test
Description sheets included
in this appendix



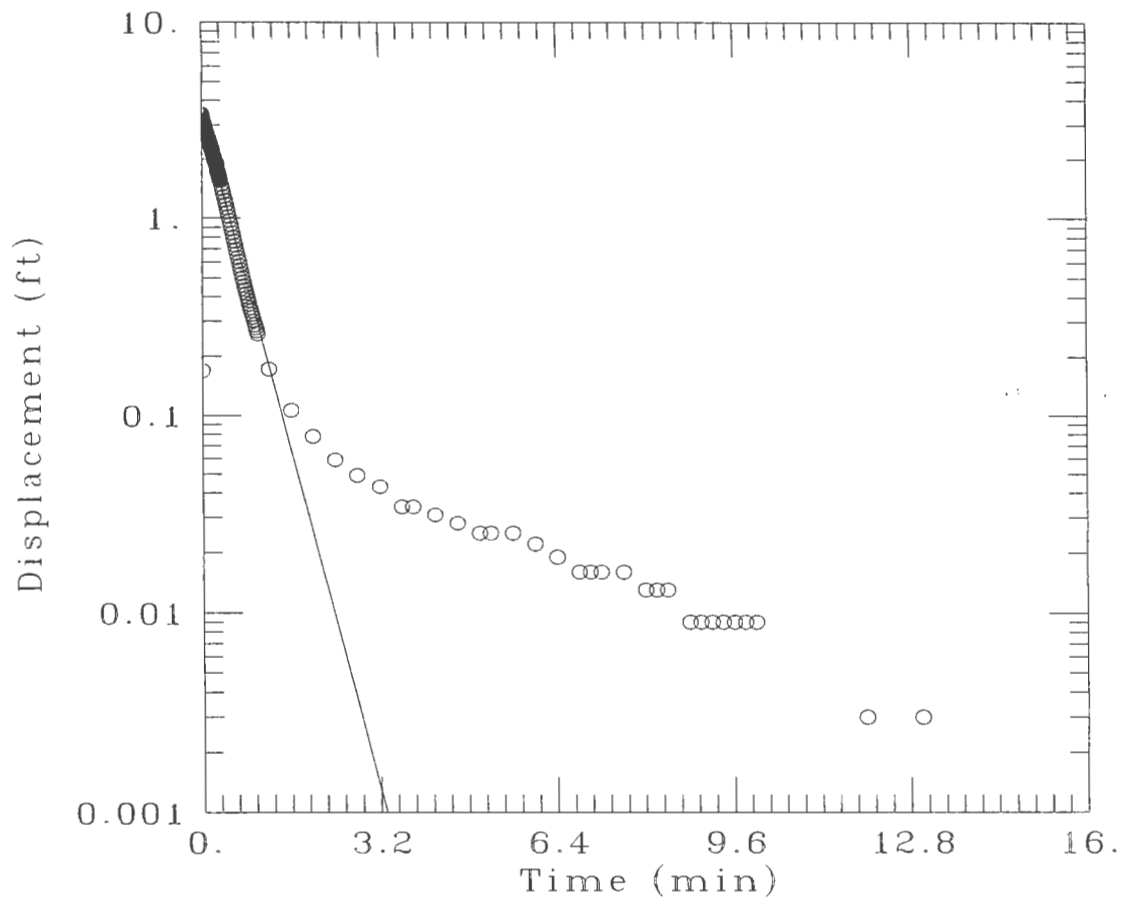
Rising Head Slug Test for MW26-6



Details of slug test data
are provided on Test
Description sheets included
in this appendix



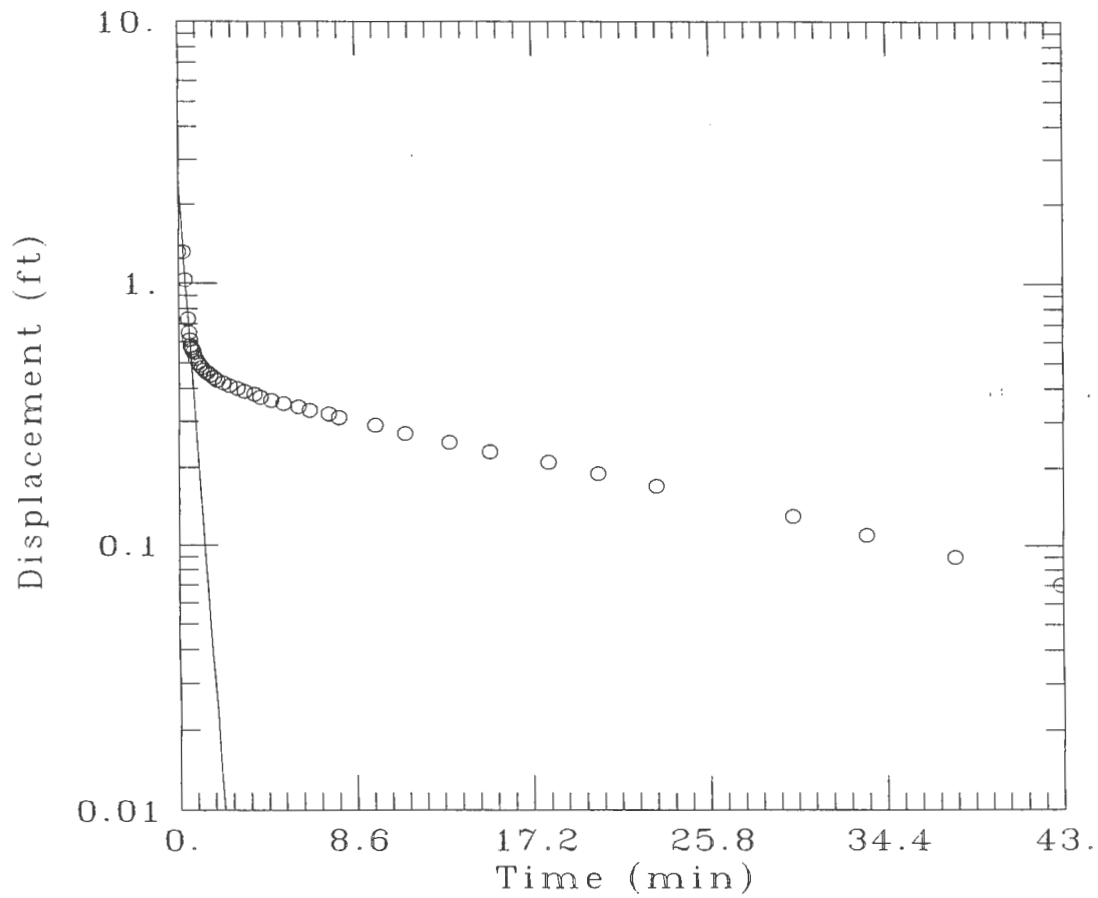
Rising Head Slug Test for MW26-7



Details of slug test data
are provided on Test
Description sheets included
in this appendix



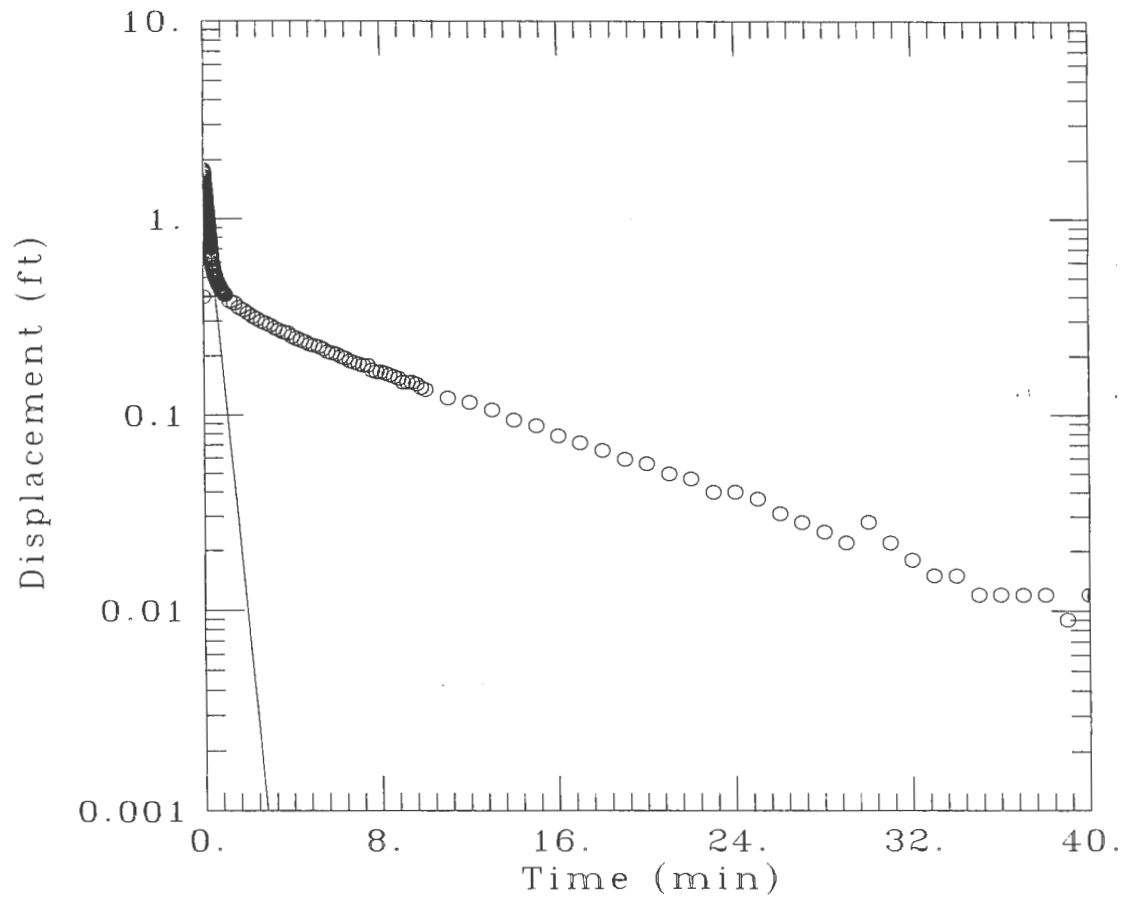
Rising Head Slug Test for MW26-8



Details of slug test data
are provided on Test
Description sheets included
in this appendix



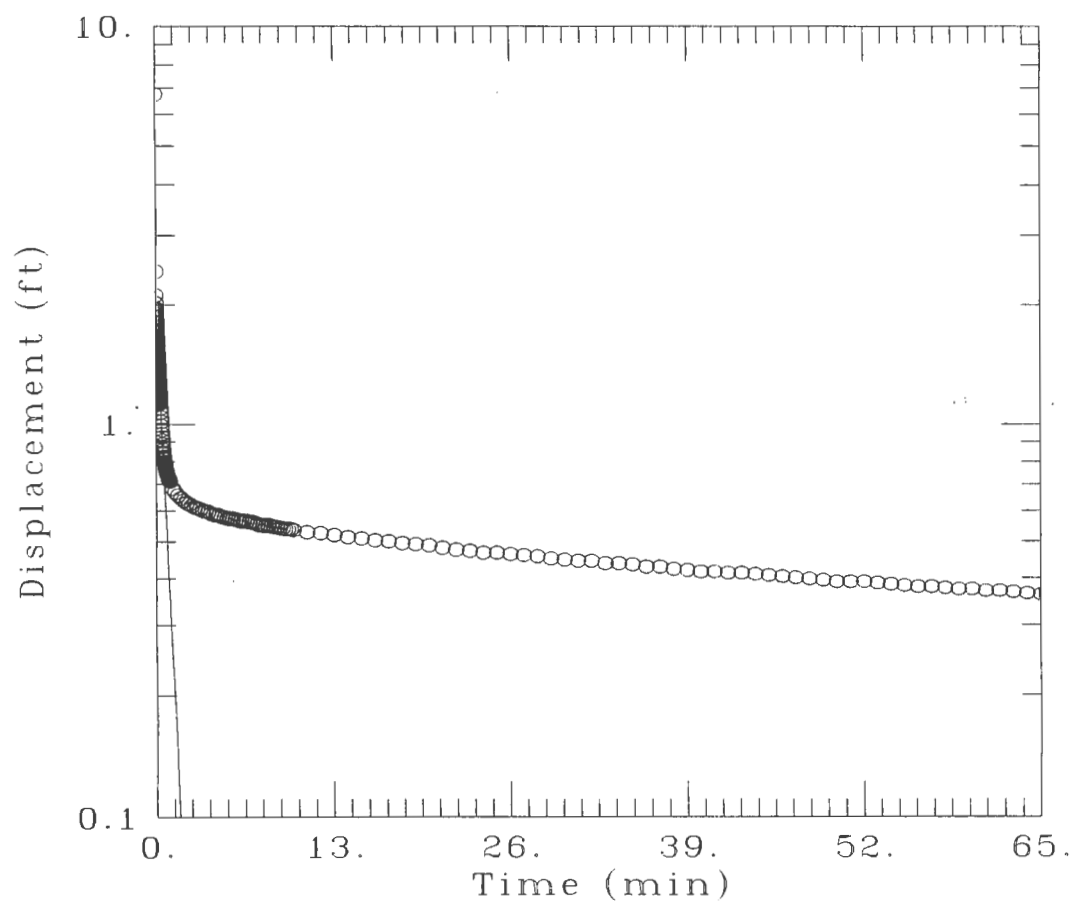
Rising Head Slug Test for MW26-9



Details of the slug test data are provided on Test Description sheets included in this appendix



Rising Head Slug Test for MW26-10



Details of slug test data
are provided on Test
Description sheets included
in this appendix



Vertical Connection Water Level Data Sheet
(for use with electronic water level meters)

Time (minutes)	Depth to Water in Shallow Well MW25-2	Depth to Water in Deep Well MW25-4D	Comments
0	4.45		Pump on
1	4.45	17.00	
2	4.45		
3	4.45		
4	4.45		
5	4.45		
6	4.45	17.40	
7	4.45		
8	4.45	18.00	
9	4.44		
10	4.44		
11	4.44		
12	4.44		
13	4.44		
14	4.44		
15	4.44		
16	4.44		
17	4.44		
18	4.44		
19	4.44		
20	4.44		
21	4.44		
22	4.44		
23	4.45		Pump stopped - restarted
24	4.45		
25	4.45		
26	4.45		
27	4.45		
28	4.45		
29	4.45		
30	4.45		

Vertical Connection Water Level Data Sheet
(for use with electronic water level meters)

Time (minutes)	Depth to Water in Shallow Well MW25-2	Depth to Water in Deep Well MW25-4D	Comments
31	4.45		
32	4.45		
33	4.44		
34	4.44		
35	4.44		
36	4.44		
37	4.44		
38	4.44		
39	4.44		
40	4.44		
41	4.44		
42	4.44		
43	4.44		
44	4.44		
45	4.44		
46	4.44		
47	4.44		
48	4.44		
49	4.44		
50	4.44		
51	4.44		
52	4.44		
53	4.44		
54	4.44		
55	4.44		
56	4.44		
57	4.44		
58	4.44		
59	4.44		
60	4.44	17.83	Pump off

Vertical Connection Water Level Data Sheet
(for use with electronic water level meters)

Time (minutes)	Depth to Water in Shallow Well MW25-2	Depth to Water in Deep Well MW25-4D	Comments
61	4.44	16.10	
62	4.44	14.62	
63	4.44	13.25	
64	4.44	12.12	
65	4.44	11.24	
66	4.44		
67	4.44	10.00	
68	4.44	9.58	
69	4.44	9.25	
70	4.44		
71	4.44	8.73	
72	4.44		
73	4.44		
74	4.44	8.25	
75	4.44	8.13	
76	4.44	8.05	
77	4.44	7.97	
78	4.44		
79	4.44	7.82	
80	4.44	7.77	
81	4.44	7.70	
82	4.44	7.65	
83	4.44	7.61	
84	4.44	7.57	
85	4.44	7.54	
86	4.44	7.51	
87	4.44	7.47	
88	4.44	7.43	
89	4.44	7.40	
90	4.44	7.37	

Vertical Connection Water Level Data Sheet
(for use with electronic water level meters)

Time (minutes)	Depth to Water in Shallow Well MW25-2	Depth to Water in Deep Well MW25-4D	Comments
91	4.44		
92	4.44	7.33	
93	4.44		
94	4.44	7.28	
95	4.44	7.26	
96	4.44		
97	4.44		
98	4.44		
99	4.44	7.19	
100	4.44		
101	4.44	7.14	
102	4.44		
103	4.44		
104	4.44	7.10	
105	4.44		
106	4.44		
107	4.44	7.06	
108	4.45		
109	4.45		
110	4.45	7.01	
111	4.45		
112	4.45	6.99	
113	4.45	6.98	
114	4.45		
115	4.45		
116	4.45		
117	4.45	6.94	
118	4.45	6.93	
119	4.45		
120	4.45	6.91	

Vertical Connection Water Level Data Sheet
(for use with electronic water level meters)

Time (minutes)	Depth to Water in Shallow Well MW25-3	Depth to Water in Deep Well MW25-5D	Comments
0	3.96		Pump on
1	3.96		
2	3.96	19.00	
3	3.96	18.50	
4	3.96		
5	3.96		
6	3.96		
7	3.96	18.30	
8	3.96		
9	3.96	17.60	
10	3.96		
11	3.96		
12	3.96		
13	3.96	17.50	
14	3.96		
15	3.96	17.40	
16	3.96		
17	3.96		
18	3.96		
19	3.96		
20	3.96	17.90	
21	3.96		
22	3.96		
23	3.96		
24	3.96		
25	3.96	17.70	
26	3.96		
27	3.96		
28	3.96	17.70	
29	3.96		
30	3.96		

Vertical Connection Water Level Data Sheet
(for use with electronic water level meters)

Time (minutes)	Depth to Water in Shallow Well MW25-3	Depth to Water in Deep Well MW25-5D	Comments
31	3.96		
32	3.96		
33	3.96		
34	3.96		
35	3.96		
36	3.96		
37	3.96		
38	3.96		
39	3.96		
40	3.96		
41	3.96		
42	3.96		
43	3.96		
44	3.96		
45	3.96		
46	3.96		
47	3.96		
48	3.96		
49	3.96		
50	3.96		
51	3.96		
52	3.96		
53	3.96		
54	3.96		
55	3.96		
56	3.96		Pump stops - restarted
57	3.96		
58	3.96		
59	3.96		
60	3.96	17.80	Pump off

Vertical Connection Water Level Data Sheet
(for use with electronic water level meters)

Time (minutes)	Depth to Water in Shallow Well MW25-3	Depth to Water in Deep Well MW25-5D	Comments
61	3.96	18.01	
62	3.96	14.73	
63	3.96	13.50	
64	3.96	12.41	
65	3.96	11.51	
66	3.96	10.73	
67	3.96	10.12	
68	3.96	9.55	
69	3.96		
70	3.96	8.73	
71	3.96	8.43	
72	3.96		
73	3.96		
74	3.96	7.70	
75	3.96	7.55	
76	3.96	7.40	
77	3.96	7.26	
78	3.96	7.16	
79	3.96	7.06	
80	3.96	6.95	
81	3.97	6.87	
82	3.97	6.79	
83	3.97	6.72	
84	3.97	6.67	
85	3.97	6.61	
86	3.97	6.55	
87	3.97		
88	3.97	6.46	
89	3.97	6.42	
90	3.97	6.38	

Vertical Connection Water Level Data Sheet
(for use with electronic water level meters)

Time (minutes)	Depth to Water in Shallow Well MW25-3	Depth to Water in Deep Well MW25-5D	Comments
91	3.97		
92	3.97	6.30	
93	3.97		
94	3.97	6.25	
95	3.97	6.21	
96	3.97		
97	3.97	6.16	
98	3.97	6.13	
99	3.97	6.11	
100	3.97		
101	3.97	6.05	
102	3.97	6.04	
103	3.97	6.02	
104	3.97	6.00	
105	3.97	5.98	
106	3.97	5.96	
107	3.97		
108	3.97		
109	3.97	5.90	
110	3.97	5.89	
111	3.97	5.88	
112	3.97	5.86	
113	3.97	5.84	
114	3.97	5.83	
115	3.97	5.81	
116	3.97	5.80	
117	3.97	5.78	
118	3.97	5.77	
119	3.97	5.76	
120	3.97	5.75	

Vertical Connection Water Level Data Sheet
(for use with electronic water level meters)

Time (minutes)	Depth to Water in Shallow Well MW25-6	Depth to Water in Deep Well MW25-7D	Comments
0	4.07		Pump on
1	4.07		
2	4.07		
3	4.07		
4	4.07		
5	4.08		
6	4.09	14.80	
7	4.09		
8	4.10		
9	4.10	17.20	
10	4.10		
11	4.10	18.00	
12	4.11		
13	4.11		
14	4.11		
15	4.11	18.20	
16	4.11	18.20	
17	4.12		
18	4.13		
19	4.13		
20	4.13		
21	4.13		
22	4.13	18.20	
23	4.13		
24	4.14		
25	4.14		
26	4.14		
27	4.14		
28	4.15		
29	4.15		
30	4.15		

Vertical Connection Water Level Data Sheet
(for use with electronic water level meters)

Time (minutes)	Depth to Water in Shallow Well MW25-6	Depth to Water in Deep Well MW25-7D	Comments
31	4.15	18.10	
32	4.15		
33	4.15	17.80	Pump stops
34	4.15		
35	NA		
36	4.16		Switch to back-up pump
37	4.16		
38	4.16		
39	4.16		
40	NA		
41	4.16		
42	NA		
43	4.16	17.40	
44	4.16		
45	4.17		
46	4.17	18.00	
47	4.17		
48	4.17		
49	4.17		
50	4.17		
51	4.17		
52	4.17		
53	4.17		
54	4.17		
55	4.17		
56	NA		
57	4.17		
58	4.17		
59	4.17		
60	4.17		

Vertical Connection Water Level Data Sheet
(for use with electronic water level meters)

Time (minutes)	Depth to Water in Shallow Well MW25-6	Depth to Water in Deep Well MW25-7D	Comments
61	4.18		
62	4.18		
63	4.18	23.00	
64	4.18		
65	4.19		
66	4.19	24.80	
67	4.19		
68	4.19	26.00	
69	4.19		
70	4.20		
71	4.20		
72	4.20		
73	4.20		
74	4.20	26.00	
75	4.20		
76	4.20		
77	4.20		
78	4.20		
79	4.20		
80	4.20		
81	NA		
82	4.20		
83	NA		
84	4.20	26.10	
85	NA		
86	NA		
87	4.21		
88	NA		
89	NA		
90	4.21		Pump off

Vertical Connection Water Level Data Sheet
(for use with electronic water level meters)

Time (minutes)	Depth to Water in Shallow Well MW25-6	Depth to Water in Deep Well MW25-7D	Comments
91	4.21	25.65	
92	4.21	25.34	
93	4.21	24.90	
94	4.21	24.48	
95	4.21	24.05	
96	4.21	23.60	
97	4.21	23.18	
98	4.21	22.74	
99	4.22	22.31	
100	4.22	21.80	
101	4.22	21.25	
102	4.22	20.15	
103	4.22	20.26	
104	4.22	19.78	
105	4.22	19.30	
106	4.22	18.84	
107	4.22	18.38	
108	4.22	17.95	
109	4.22	17.50	
110	4.21	17.10	
111	4.21	16.71	
112	4.21	16.30	
113	4.21	15.90	
114	4.21	15.53	
115	4.21	15.17	
116	4.21	14.80	
117	4.21	14.42	
118	4.21	14.11	
119	4.21	14.79	
120	4.21	14.48	

Vertical Connection Water Level Data Sheet
(for use with electronic water level meters)

Time (minutes)	Depth to Water in Shallow Well MW25-6	Depth to Water in Deep Well MW25-7D	Comments
121	4.21	13.71	
122	4.20	12.86	
123	4.20	12.57	
124	4.20	12.29	
125	4.20	12.00	
126	4.20	11.75	
127	4.20	11.49	
128	4.20	11.23	
129	4.20	11.00	
130	4.19	10.75	
131	4.19	10.52	
132	4.18	10.30	
133	4.18	10.08	
134	4.18	9.86	
135	4.18	9.66	
136	4.18	9.46	
137	4.18	9.27	
138	4.18	9.10	
139	4.18	8.92	
140	4.18	8.74	
141	4.17	8.55	
142	4.17	8.40	
143	4.17	8.26	
144	4.17	8.10	
145	4.17	7.96	
146	4.17	7.82	
147	4.17	7.68	
148	4.17	7.55	
149	4.17	7.43	
150	4.17	7.30	

Vertical Connection Water Level Data Sheet
(for use with electronic water level meters)

Time (minutes)	Depth to Water in Shallow Well MW25-11	Depth to Water in Deep Well MW25-12D	Comments
0	2.73		Pump on
1	2.73		
2	2.73		
3	2.73		
4	2.73		
5	2.73		
6	2.73		
7	2.72		
8	2.72		
9	2.72		
10	2.72	10.50	
11	2.72		
12	2.72	12.50	
13	2.72		
14	2.72	14.00	
15	2.72		
16	2.72		
17	2.72		
18	2.72		
19	2.71		
20	2.71	15.00	
21	2.71	15.54	
22	2.71		
23	2.71		
24	2.71	16.00	
25	2.71		
26	2.71	16.40	
27	2.71	16.65	
28	2.71		
29	2.71		
30	2.71		

Vertical Connection Water Level Data Sheet
(for use with electronic water level meters)

Time (minutes)	Depth to Water in Shallow Well MW25-11	Depth to Water in Deep Well MW25-12D	Comments
31	2.71		
32	2.70		
33	2.70		
34	2.70		
35	2.70		
36	2.70		
37	2.70		
38	2.70		
39	2.70	17.00	
40	2.70		
41	2.70		
42	2.70		
43	2.70	17.30	
44	2.70		
45	2.70		
46	2.70		
47	2.70		
48	2.70		
49	2.70		
50	2.70		
51	2.70	17.60	
52	2.70		
53	2.70		
54	2.70		
55	2.70	17.80	
56	2.70		
57	2.70		
58	2.70		
59	2.70		
60	2.70	17.90	Pump off

Vertical Connection Water Level Data Sheet
(for use with electronic water level meters)

Time (minutes)	Depth to Water in Shallow Well MW25-11	Depth to Water in Deep Well MW25-12D	Comments
61	2.70	14.50	
62	2.70	12.01	
63	2.70	10.75	
64	2.70	9.85	
65	2.70	9.19	
66	2.70	8.70	
67	2.70	8.37	
68	2.70	8.03	
69	2.69	7.80	
70	2.69	7.50	
71	2.69	7.32	
72	2.69	7.10	
73	2.69	6.92	
74	2.69	6.77	
75	2.69	6.62	
76	2.69	6.49	
77	2.69	6.37	
78	2.69	6.24	
79	2.69		
80	2.69	6.02	
81	2.69	5.43	
82	2.69		
83	2.69	5.76	
84	2.69	5.69	
85	2.69	5.61	
86	2.69	5.54	
87	2.69	5.46	
88	2.69	5.37	
89	2.69	5.34	
90	2.69	5.27	

Vertical Connection Water Level Data Sheet
(for use with electronic water level meters)

Time (minutes)	Depth to Water in Shallow Well MW25-11	Depth to Water in Deep Well MW25-12D	Comments
91	2.69	5.22	
92	2.69	5.17	
93	2.69	5.11	
94	2.69	5.06	
95	2.69		
96	2.69	4.96	
97	2.69	4.92	
98	2.69	4.88	
99	2.69	4.83	
100	2.69	4.79	
101	2.69	4.75	
102	2.69	4.72	
103	2.69	4.68	
104	2.69	4.64	
105	2.69	4.62	
106	2.69	4.58	
107	2.69	4.55	
108	2.68	4.52	
109	2.68	4.48	
110	2.68	4.46	
111	2.68	4.43	
112	2.68		
113	2.68	4.37	
114	2.68	4.35	
115	2.68	4.32	
116	2.67	4.29	
117	2.67	4.27	
118	2.67	4.24	
119	2.67	4.21	
120	2.67	4.19	

Vertical Connection Water Level Data Sheet
(for use with electronic water level meters)

Time (minutes)	Depth to Water in Shallow Well MW25-13	Depth to Water in Deep Well MW25-14D	Comments
0	2.71		Pump on
1	2.71		
2	2.71		
3	2.71		
4	2.71		
5	2.71	9.50	
6	2.72	10.00	
7	2.72	10.30	
8	2.72		
9	2.72	10.55	
10	2.72		
11	2.72		
12	2.72		
13	2.73		
14	2.73	10.90	
15	2.73		
16	2.73		
17	2.73		
18	2.73		
19	2.73		
20	2.73	11.24	
21	2.73		
22	2.73		
23	2.73		
24	2.74		
25	2.74		
26	2.74		
27	2.74		
28	2.74		
29	2.74		Change pumps
30	NA		

Vertical Connection Water Level Data Sheet
(for use with electronic water level meters)

Time (minutes)	Depth to Water in Shallow Well MW25-13	Depth to Water in Deep Well MW25-14D	Comments
31	NA		
32	NA		
33	2.74		
34	2.74		
35	2.74	12.50	
36	2.74		
37	2.74	15.50	
38	2.74	16.30	
39	2.74		
40	2.74		
41	2.74		
42	2.74		
43	2.74	19.00	
44	2.74		
45	2.74		
46	2.75		
47	2.75		
48	2.75		
49	2.75		
50	2.75	19.50	
51	2.75		
52	2.75		
53	2.75		
54	2.75	19.50	
55	2.76		
56	2.76		
57	2.76		
58	2.76		
59	2.76		
60	2.76	19.68	Pump off

Vertical Connection Water Level Data Sheet
(for use with electronic water level meters)

Time (minutes)	Depth to Water in Shallow Well MW25-13	Depth to Water in Deep Well MW25-14D	Comments
61	2.76	15.95	
62	2.76	12.61	
63	2.76	10.38	
64	2.76	9.17	
65	2.76	8.26	
66	2.76	7.68	
67	2.76	7.24	
68	2.76	6.88	
69	NA		
70	2.77	6.43	
71	NA		
72	2.77	6.08	
73	NA		
74	2.77	5.83	
75	2.77	5.72	
76	2.77	5.63	
77	2.77	5.53	
78	2.77	5.45	
79	2.77	5.37	
80	2.77	5.31	
81	2.77	5.23	
82	2.78	5.16	
83	2.78	5.11	
84	2.78	5.05	
85	2.78	4.99	
86	2.78	4.95	
87	2.78		
88	2.78	4.85	
89	2.78	4.80	
90	2.78	4.76	

Vertical Connection Water Level Data Sheet
(for use with electronic water level meters)

Time (minutes)	Depth to Water in Shallow Well MW25-13	Depth to Water in Deep Well MW25-14D	Comments
91	2.78	4.71	
92	2.78	4.68	
93	2.78	4.64	
94	2.78	4.60	
95	2.78	4.57	
96	2.78	4.54	
97	2.78	4.50	
98	2.78	4.47	
99	2.78	4.43	
100	2.79	4.41	
101	2.79	4.38	
102	2.79	4.35	
103	2.79	4.32	
104	2.79		
105	2.79	4.27	
106	2.79		
107	2.79	4.23	
108	2.79		
109	2.79	4.18	
110	2.79	4.15	
111	2.79	4.13	
112	2.79		
113	2.79	4.09	
114	2.79		
115	2.79	4.04	
116	2.79		
117	2.79	4.01	
118	2.79	4.00	
119	2.79	3.98	
120	2.79	3.97	

Vertical Connection Water Level Data Sheet
 (for use with electronic water level meters)

Time (minutes)	Depth to Water in Shallow Well MW25-15	Depth to Water in Deep Well MW25-16D	Comments
0	3.08		Pump on
1	3.07		
2	3.07		
3	3.07		
4	3.07		
5	3.08		
6	3.08		
7	3.08		
8	3.08	20.00	
9	3.08		
10	3.08		
11	3.08		
12	3.08		
13	3.08		
14	3.08		
15	3.08		
16	3.08		
17	3.08		
18	3.08		
19	3.08		
20	3.08		
21	3.08		
22	3.08		
23	3.08		
24	3.08		
25	3.08		
26	3.08		
27	3.08		
28	3.08		
29	3.08		
30	3.08		

Vertical Connection Water Level Data Sheet
(for use with electronic water level meters)

Time (minutes)	Depth to Water in Shallow Well MW25-15	Depth to Water in Deep Well MW25-16D	Comments
31	3.08		
32	3.08		
33	3.08		
34	3.08		
35	3.08		
36	3.08		
37	3.08		
38	3.08		
39	3.08		
40	3.08		
41	3.08		
42	3.08		
43	3.08		
44	3.08		
45	3.08		
46	3.08		
47	3.08		
48	3.08		
49	3.08		
50	3.08		
51	3.08		
52	3.08		
53	3.08		
54	3.08		
55	3.08		
56	3.08		
57	3.08		
58	3.08		
59	3.08		
60	3.08	20.30	Pump off

Vertical Connection Water Level Data Sheet
(for use with electronic water level meters)

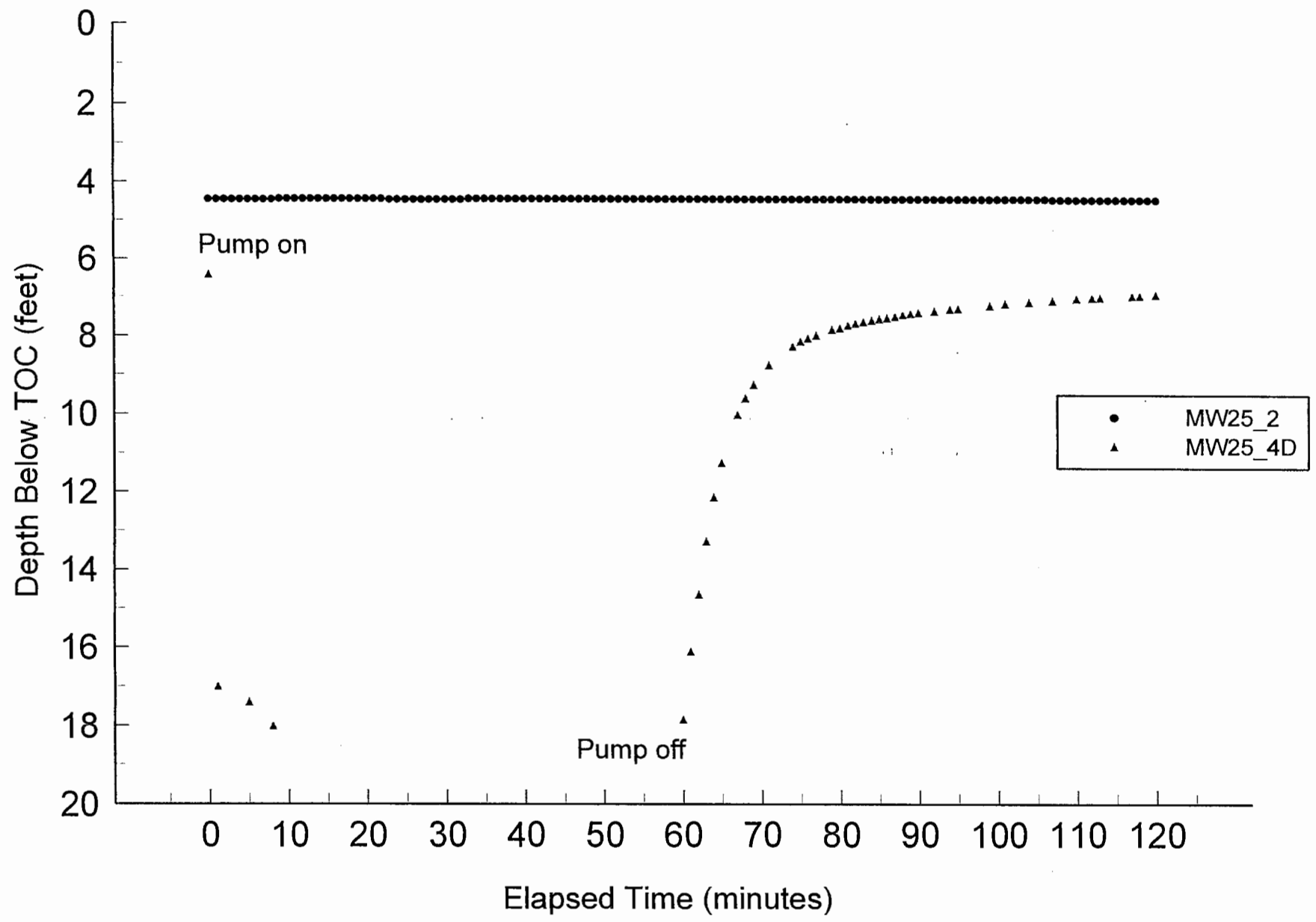
Time (minutes)	Depth to Water in Shallow Well MW25-15	Depth to Water in Deep Well MW25-16D	Comments
61	3.08	17.90	
62	3.08	16.59	
63	3.08	15.14	
64	3.08	14.02	
65	3.08	13.15	
66	3.08	12.44	
67	3.08	13.88	
68	3.08	11.37	
69	3.08	10.99	
70	3.08	10.63	
71	3.08		
72	3.08	10.00	
73	3.08	9.73	
74	3.08		
75	3.08		
76	3.08	9.11	
77	3.08	8.91	
78	3.08		
79	3.08	5.58	
80	3.08		
81	3.08	8.30	
82	3.08	8.17	
83	3.08	8.06	
84	3.08		
85	3.08	7.84	
86	3.08		
87	3.08	7.65	
88	3.08	7.54	
89	3.08	7.48	
90	3.08	7.40	

Vertical Connection Water Level Data Sheet
(for use with electronic water level meters)

Time (minutes)	Depth to Water in Shallow Well MW25-15	Depth to Water in Deep Well MW25-16D	Comments
91	3.08	7.33	
92	3.08		
93	3.08	7.19	
94	3.08		
95	3.08		
96	3.08	7.00	
97	3.08		
98	3.08		
99	3.08		
100	3.08		
101	3.08	6.73	
102	3.08		
103	3.08	6.64	
104	3.08		
105	3.08	6.55	
106	3.08		
107	3.08		
108	3.08		
109	3.08		
110	3.08	6.37	
111	3.08		
112	3.08	6.31	
113	3.08	6.28	
114	3.08	6.23	
115	3.08	6.21	
116	3.08	6.18	
117	3.08	6.15	
118	3.08	6.12	
119	3.08	6.10	
120	3.08	6.08	

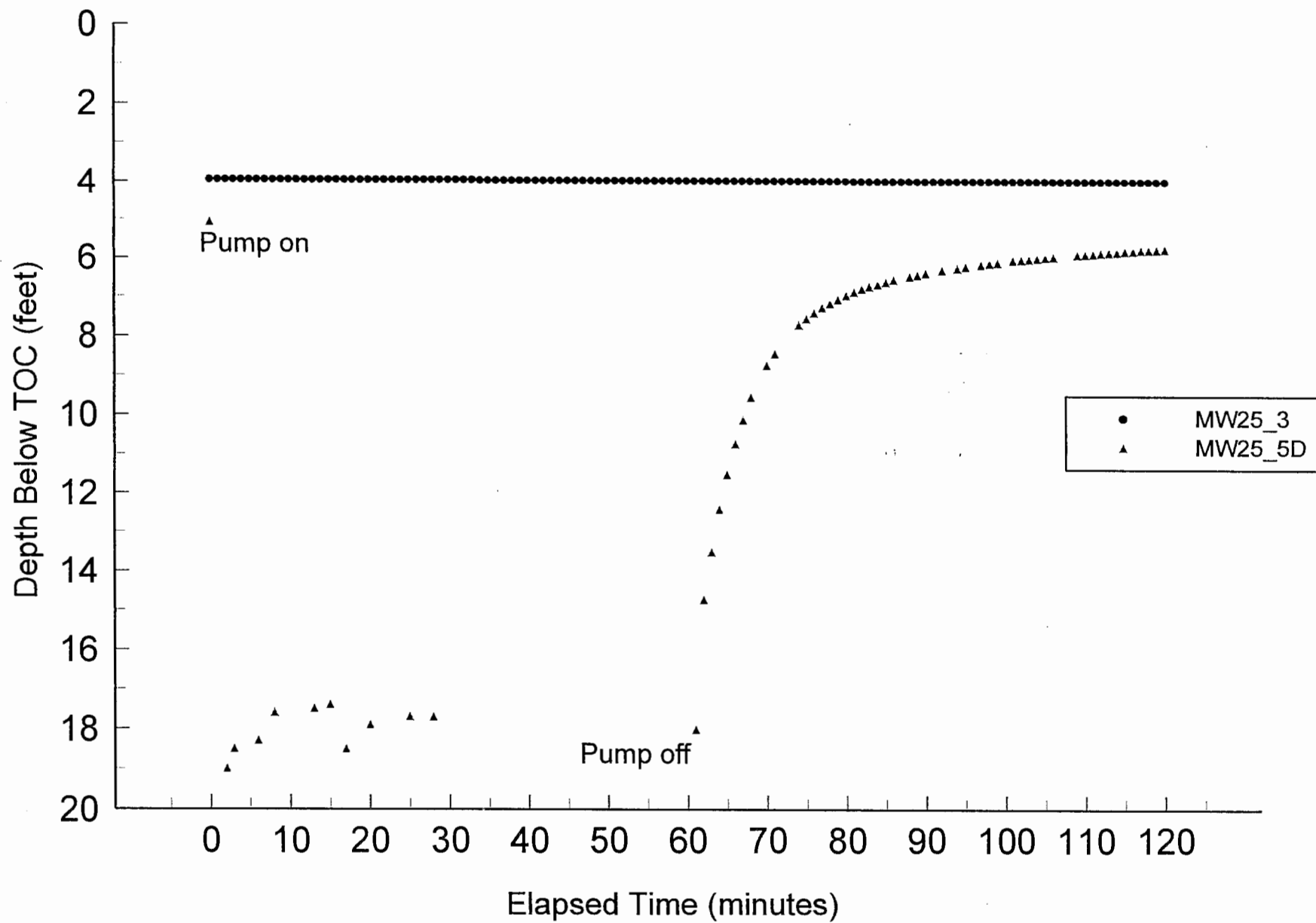
Vertical Connection Test

Shallow: MW25-2 Deep: MW25-4D



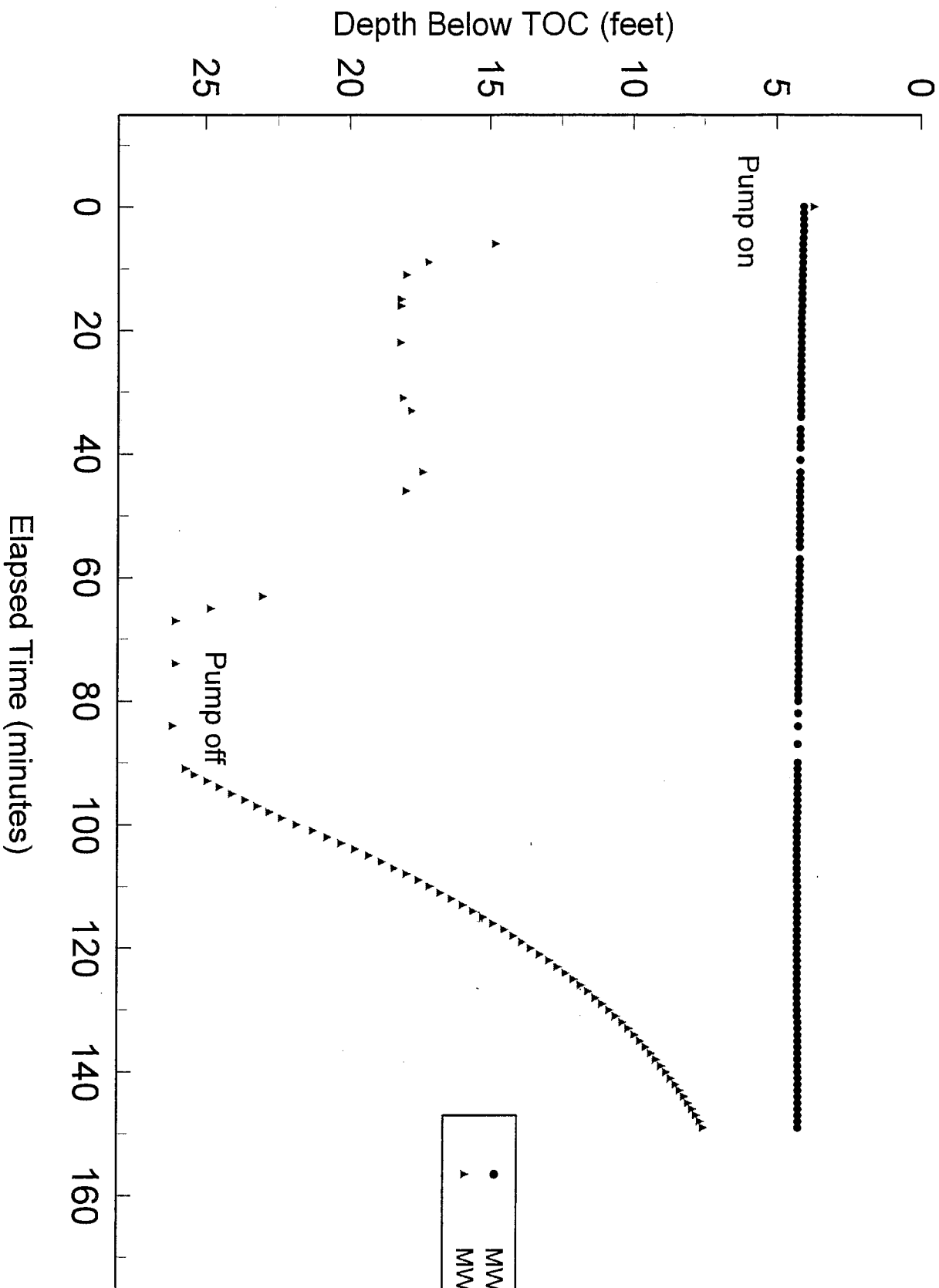
Vertical Connection Test

Shallow: MW25-3 Deep: MW25-5D



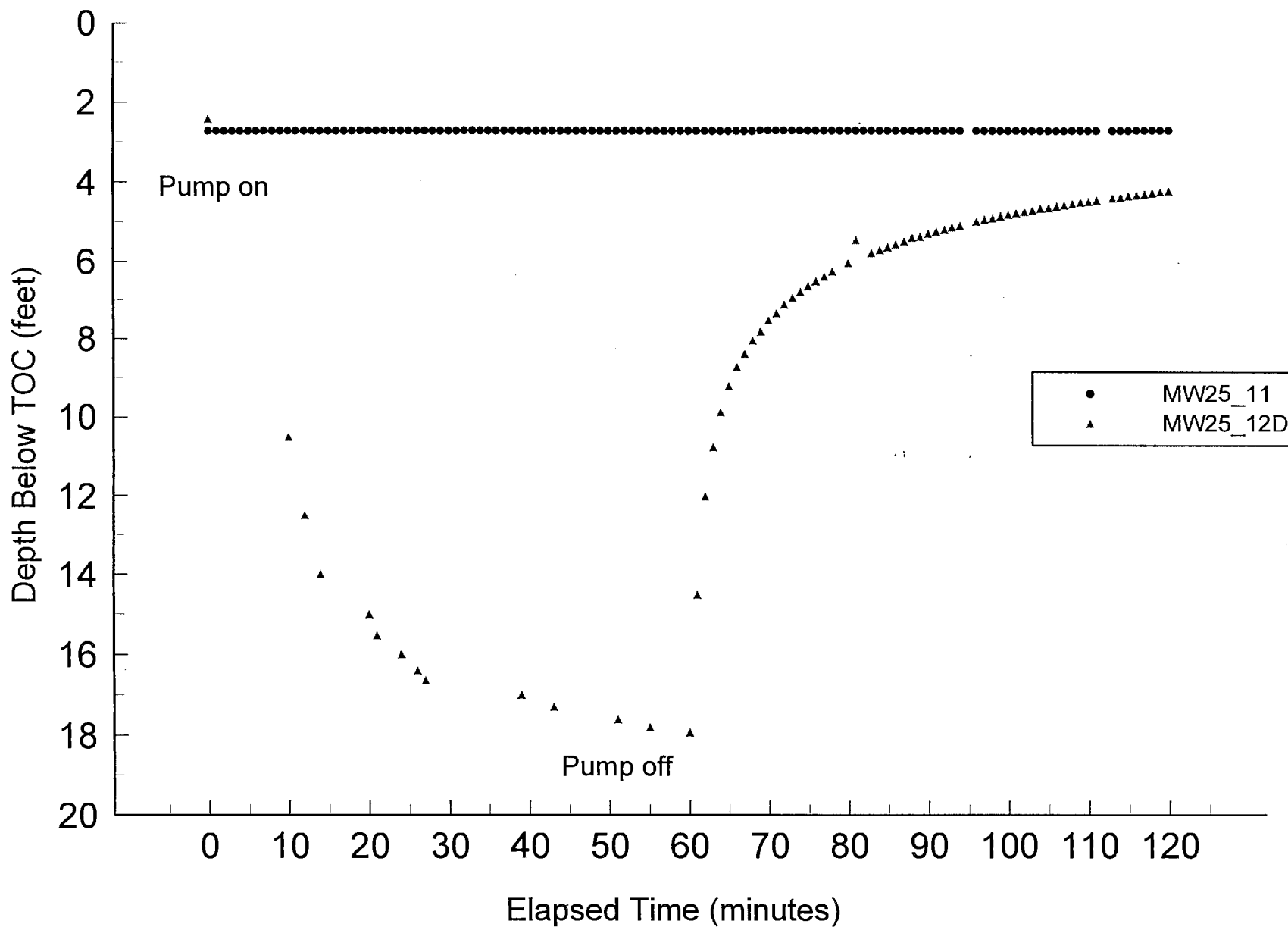
Vertical Connection Test

Shallow: MW25-6 Deep: MW25-7D



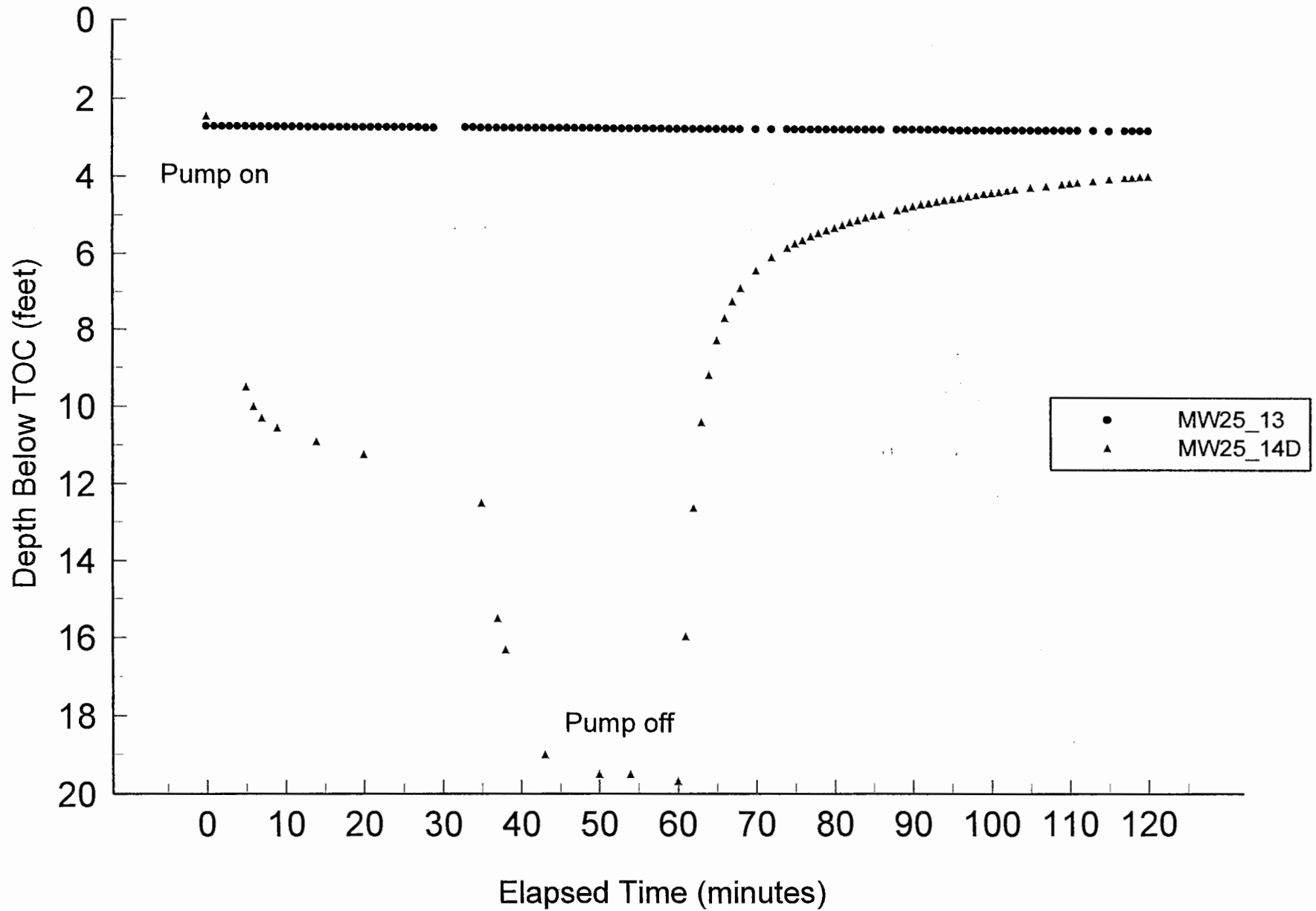
Vertical Connection Test

Shallow: MW25-11 Deep: MW25-12D



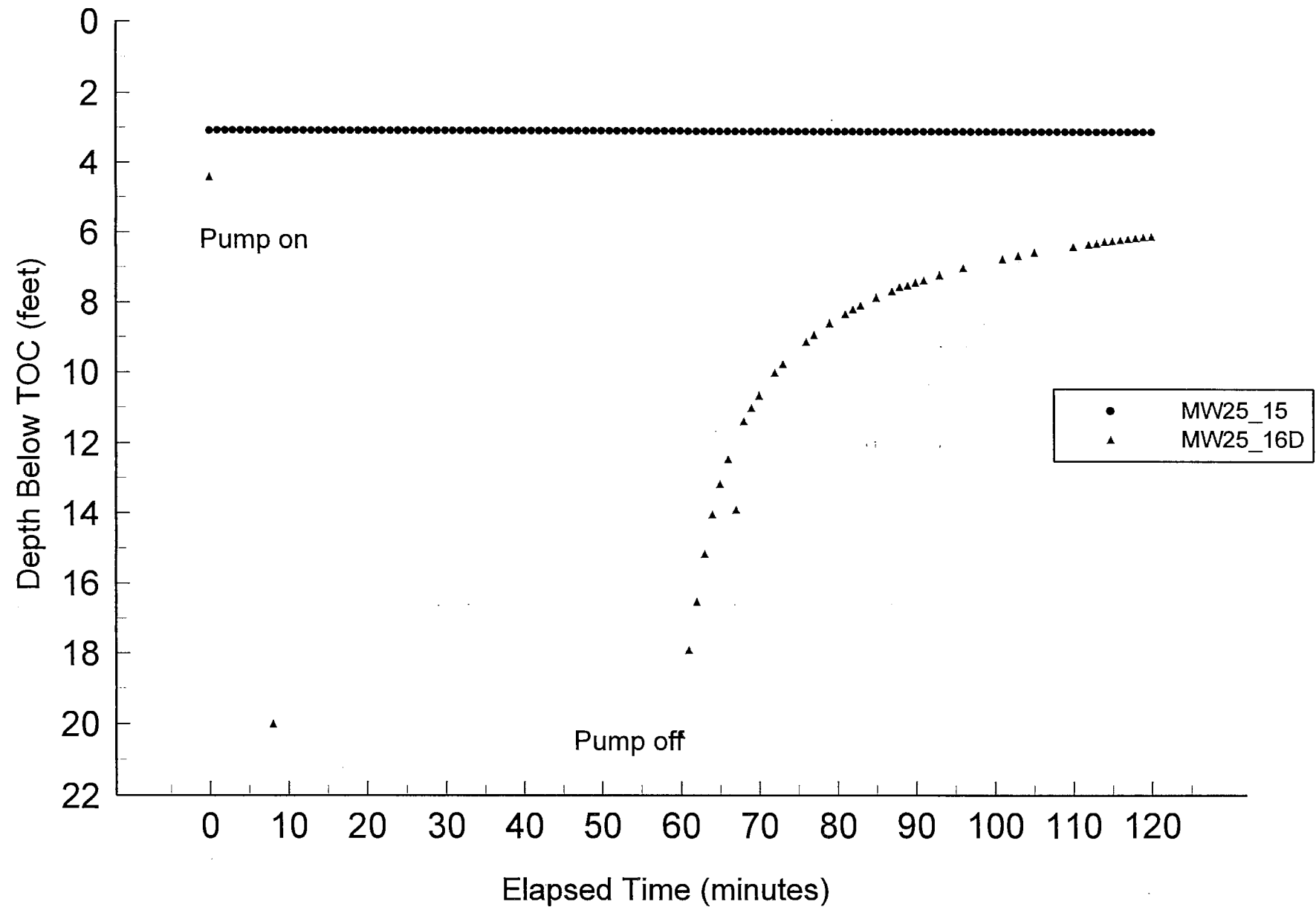
Vertical Connection Test

Shallow: MW25-13 Deep: MW25-14D



Vertical Connection Test

Shallow: MW25-15 Deep: MW25-16D





United States Department of the Interior



FISH AND WILDLIFE SERVICE
3817 Luker Road
Cortland, New York 13045

June 21, 1994

Mr. Michael Duchesneau
Project Manager
Engineering-Science, Inc.
Prudential Center
Boston, MA 02199

Dear Mr. Duchesneau:

This responds to your letter of May 12, 1994, requesting information on the presence of endangered or threatened species in the vicinity of the Seneca Army Depot located at Romulus, Seneca County, New York.

Except for occasional transient individuals, no Federally listed or proposed endangered or threatened species under our jurisdiction are known to exist in the project impact area. Therefore, no Biological Assessment or further Section 7 consultation under the Endangered Species Act (87 Stat. 884, as amended; 16 U.S.C. 1531 et seq.) is required with the U.S. Fish and Wildlife Service (Service). Should project plans change, or if additional information on listed or proposed species becomes available, this determination may be reconsidered. A compilation of Federally listed and proposed endangered and threatened species in New York is enclosed for your information.

The above comments pertaining to endangered species under our jurisdiction are provided pursuant to the Endangered Species Act. This response does not preclude additional Service comments under the Fish and Wildlife Coordination Act or other legislation.

For additional information on fish and wildlife resources or State-listed species, we suggest you contact:

New York State Department of
Environmental Conservation
Region 8
6274 East Avon-Lima Road
Avon, NY 14414
(716) 226-2466

New York State Department of
Environmental Conservation
Wildlife Resources Center - Information Serv.
New York Natural Heritage Program
700 Troy-Schenectady Road
Latham, NY 12110-2400
(518) 783-3932


The National Wetlands Inventory (NWI) maps of the Dresden, Geneva South, Ovid, and Romulus Quadrangles are now available in draft form and there may be wetlands in the project vicinity. Copies of NWI maps may be obtained through:

CLEARs
Cornell University
464 Hollister Hall
Ithaca, NY 14853
(607) 255-6520

An order form listing the topographic quadrangles that have been mapped in New York State is enclosed for your information. However, while the NWI maps are reasonably accurate, they should not be used in lieu of field surveys for determining the presence of wetlands or delineating wetland boundaries for Federal regulatory purposes.

Work in certain waters and wetlands of the United States may require a permit from the U.S. Army Corps of Engineers (Corps). If a permit is required, in reviewing the application pursuant to the Fish and Wildlife Coordination Act, the Service may concur, with or without stipulations, or recommend denial of the permit depending upon the potential adverse impacts on fish and wildlife resources associated with project implementation. The need for a Corps permit may be determined by contacting Mr. Paul Leuchner, Chief, Regulatory Branch, U.S. Army Corps of Engineers, 1776 Niagara Street, Buffalo, NY 14207 (telephone: (716) 879-4321).

If you have any questions regarding this letter, contact Tom McCartney at (607) 753-9334.

Sincerely,


ACTING FOR

David A. Stilwell
Acting Field Supervisor

Enclosures

cc: NYSDEC, Avon, NY (Regulatory Affairs)
NYSDEC, Latham, NY
COE, Buffalo, NY
EPA, Chief, Marine & Wetlands Protection Branch, New York, NY

**FEDERALLY LISTED AND PROPOSED ENDANGERED AND THREATENED SPECIES
IN NEW YORK**

<u>Common Name</u>	<u>Scientific Name</u>	<u>Status</u>	<u>Distribution</u>
<u>FISHES</u>			
Sturgeon, shortnose*	<i>Acipenser brevirostrum</i>	E	Hudson River & other Atlantic coastal rivers
<u>REPTILES</u>			
Turtle, green*	<i>Chelonia mydas</i>	T	Oceanic summer visitor coastal waters
Turtle, hawksbill*	<i>Eretmochelys imbricata</i>	E	Oceanic summer visitor coastal waters
Turtle, leatherback*	<i>Dermochelys coriacea</i>	E	Oceanic summer resident coastal waters
Turtle, loggerhead*	<i>Caretta caretta</i>	T	Oceanic summer resident coastal waters
Turtle, Atlantic ridley*	<i>Lepidochelys kempii</i>	E	Oceanic summer resident coastal waters
<u>BIRDS</u>			
Eagle, bald	<i>Haliaeetus leucocephalus</i>	E	Entire state
Falcon, peregrine	<i>Falco peregrinus</i>	E	Entire state - re- establishment to former breeding range in progress
Plover, piping	<i>Charadrius melodus</i>	E T	Great Lakes Watershed Remainder of coastal New York
Tern, roseate	<i>Sterna dougallii dougallii</i>	E	Southeastern coastal portions of state
<u>MAMMALS</u>			
Bat, Indiana	<i>Myotis sodalis</i>	E	Entire state
Cougar, eastern	<i>Felis concolor cougar</i>	E	Entire state - probably extinct
Whale, blue*	<i>Balaenoptera musculus</i>	E	Oceanic
Whale, finback*	<i>Balaenoptera physalus</i>	E	Oceanic
Whale, humpback*	<i>Megaptera novaeangliae</i>	E	Oceanic
Whale, right*	<i>Eubalaena glacialis</i>	E	Oceanic
Whale, sei*	<i>Balaenoptera borealis</i>	E	Oceanic
Whale, sperm*	<i>Physeter catodon</i>	E	Oceanic
<u>MOLLUSKS</u>			
Snail, Chittenango ovate amber	<i>Succinea chittenangoensis</i>	T	Madison County
Mussel, dwarf wedge	<i>Alasmidonta heterodon</i>	E	Orange County - lower Neversink River

* Except for sea turtle nesting habitat, principal responsibility for these species is vested with the National Marine Fisheries Service.

FEDERALLY LISTED AND PROPOSED ENDANGERED AND THREATENED SPECIES
IN NEW YORK (Cont'd)

<u>Common Name</u>	<u>Scientific Name</u>	<u>Status</u>	<u>Distribution</u>
<u>BUTTERFLIES</u>			
Butterfly, Karner blue	<i>Lycaeides melissa samuelis</i>	E	Albany, Saratoga, Warren, and Schenectady Counties
<u>PLANTS</u>			
Monkshood, northern wild	<i>Aconitum noveboracense</i>	T	Ulster, Sullivan, and Delaware Counties
Pogonia, small whorled Swamp pink	<i>Isotria medeoloides</i> <i>Helonias bullata</i>	E T	Entire state Staten Island - presumed extirpated
Gerardia, sandplain	<i>Agalinis acuta</i>	E	Nassau and Suffolk Counties
Fern, American hart's-tongue	<i>Phyllitis scolopendrium</i> var. <i>americana</i>	T	Onondaga and Madison Counties
Orchid, eastern prairie fringed	<i>Platanthera leucophea</i>	T	Not relocated in New York
Bulrush, northeastern	<i>Scirpus ancistrochaetus</i>	E	Not relocated in New York
Roseroot, Leedy's	<i>Sedum integrifolium</i> ssp. <i>Leedyi</i>	T	West shore of Seneca Lake
Amaranth, seabeach	<i>Amaranthus pumilus</i>	T	Atlantic coastal plain beaches

E=endangered T=threatened P=proposed

SDG:	53883	53883
STUDY ID:	PHASE 1	PHASE 1
AREA:	25/26_QC	25/26_QC
MATRIX:	WATER	WATER
ANALYSIS METHOD:	524.2	524.2
SAMPLE ID:	SENLAK	TB91995
QC CODE:	SA	TB

PARAMETER	UNIT	VALUE Q	VALUE Q
1 1,1,1,2-Tetrachloroethane	UG/L	1 U	1 U
2 1,1,1-Trichloroethane	UG/L	1 U	1 U
3 1,1,2,2-Tetrachloroethane	UG/L	1 U	1 U
4 1,1,2-Trichloroethane	UG/L	1 U	1 U
5 1,1-Dichloroethane	UG/L	1 U	1 U
6 1,1-Dichloroethene	UG/L	1 U	1 U
7 1,1-Dichloropropene	UG/L	1 U	1 U
8 1,2,3-Trichlorobenzene	UG/L	1 U	1 U
9 1,2,3-Trichloropropane	UG/L	1 U	1 U
10 1,2,4-Trichlorobenzene	UG/L	1 U	1 U
11 1,2,4-Trimethylbenzene	UG/L	1 U	1 U
12 1,2-Dibromo-3-Chloropropane	UG/L	1 U	1 U
13 1,2-Dibromoethane	UG/L	1 U	1 U
14 1,2-Dichlorobenzene	UG/L	1 U	1 U
15 1,2-Dichloroethane	UG/L	1 U	1 U
16 1,2-Dichloropropane	UG/L	1 U	1 U
17 1,3,5-Trimethylbenzene	UG/L	1 U	1 U
18 1,3-Dichlorobenzene	UG/L	1 U	1 U
19 1,3-Dichloropropane	UG/L	1 U	1 U
20 1,4-Dichlorobenzene	UG/L	1 U	1 U
21 2,2-Dichloropropane	UG/L	1 U	1 U
22 2-Butanone	UG/L	5 U	5 U
23 2-Chlorotoluene	UG/L	1 U	1 U
24 2-Hexanone	UG/L	5 U	5 U
25 4-Chlorotoluene	UG/L	1 U	1 U
26 4-Methyl-2-Pentanone	UG/L	5 U	5 U
27 Acetone	UG/L	5 U	5 U
28 Benzene	UG/L	1 U	1 U
29 Bromobenzene	UG/L	1 U	1 U
30 Bromochloromethane	UG/L	1 U	1 U
31 Bromodichloromethane	UG/L	1 U	1 U
32 Bromoform	UG/L	1 U	1 U
33 Bromomethane	UG/L	1 U	1 U

SDG:	53883	53883
STUDY ID:	PHASE 1	PHASE 1
AREA:	25/26_QC	25/26_QC
MATRIX:	WATER	WATER
ANALYSIS METHOD:	524.2	524.2
SAMPLE ID:	SENLAK	TB91995
QC CODE:	SA	TB

PARAMETER	UNIT	VALUE Q	VALUE Q
34 Carbon Disulfide	UG/L	1 U	1 U
35 Carbon Tetrachloride	UG/L	1 U	1 U
36 Chlorobenzene	UG/L	1 U	1 U
37 Chloroethane	UG/L	1 U	1 U
38 Chloroform	UG/L	1 U	1 U
39 Chloromethane	UG/L	1 U	1 U
40 Dibromochloromethane	UG/L	1 U	1 U
41 Dibromomethane	UG/L	1 U	1 U
42 Dichlorodifluoromethane	UG/L	1 U	1 U
43 Ethylbenzene	UG/L	1 U	1 U
44 Hexachlorobutadiene	UG/L	1 U	1 U
45 Isopropylbenzene	UG/L	1 U	1 U
46 Methylene Chloride	UG/L	1 U	1 U
47 Naphthalene	UG/L	1 U	1 U
48 Styrene	UG/L	1 U	1 U
49 Tetrachloroethene	UG/L	1 U	1 U
50 Toluene	UG/L	1 U	1 U
51 Trichloroethene	UG/L	1 U	1 U
52 Trichlorofluoromethane	UG/L	1 U	1 U
53 Vinyl Chloride	UG/L	1 U	1 U
54 Xylene (total)	UG/L	1 U	1 U
55 cis-1,2-Dichloroethane	UG/L	1 U	1 U
56 cis-1,3-Dichloropropene	UG/L	1 U	1 U
57 n-Butylbenzene	UG/L	1 U	1 U
58 n-Propylbenzene	UG/L	1 U	1 U
59 p-Isopropyltoluene	UG/L	1 U	1 U
60 sec-Butylbenzene	UG/L	1 U	1 U
61 tert-Butylbenzene	UG/L	1 U	1 U
62 trans-1,2-Dichloroethene	UG/L	1 U	1 U
63 trans-1,3-Dichloropropene	UG/L	1 U	1 U

SVOCs

SDG:	53883
STUDY ID:	PHASE 1
AREA:	25/26_QC
MATRIX:	WATER
ANALYSIS METHOD:	NYSDEC-CLP
SAMPLE ID:	SENLAK
QC CODE:	SA

PARAMETER	UNIT	VALUE Q
1 1,2,4-Trichlorobenzene	UG/L	11 U
2 1,2-Dichlorobenzene	UG/L	11 U

SDG:	53883	53883
STUDY ID:	PHASE 1	PHASE 1
AREA:	25/26_QC	25/26_QC
MATRIX:	WATER	WATER
ANALYSIS METHOD:	524.2	524.2
SAMPLE ID:	SENLAK	TB91995
QC CODE:	SA	TB

PARAMETER	UNIT	VALUE	Q	VALUE	Q
3 1,3-Dichlorobenzene	UG/L	11	U		
4 1,4-Dichlorobenzene	UG/L	11	U		
5 2,4,5-Trichlorophenol	UG/L	26	U		
6 2,4,6-Trichlorophenol	UG/L	11	U		
7 2,4-Dichlorophenol	UG/L	11	U		
8 2,4-Dimethylphenol	UG/L	11	U		
9 2,4-Dinitrophenol	UG/L	26	U		
10 2,4-Dinitrotoluene	UG/L	11	U		
11 2,6-Dinitrotoluene	UG/L	11	U		
12 2-Chloronaphthalene	UG/L	11	U		
13 2-Chlorophenol	UG/L	11	U		
14 2-Methylnaphthalene	UG/L	11	U		
15 2-Methylphenol	UG/L	11	U		
16 2-Nitroaniline	UG/L	26	U		
17 2-Nitrophenol	UG/L	11	U		
18 3,3'-Dichlorobenzidine	UG/L	11	U		
19 3-Nitroaniline	UG/L	26	U		
20 4,6-Dinitro-2-methylphenol	UG/L	26	U		
21 4-Bromophenyl-phenylether	UG/L	11	U		
22 4-Chloro-3-methylphenol	UG/L	11	U		
23 4-Chloroaniline	UG/L	11	U		
24 4-Chlorophenyl-phenylether	UG/L	11	U		
25 4-Methylphenol	UG/L	11	U		
26 4-Nitroaniline	UG/L	26	U		
27 4-Nitrophenol	UG/L	26	U		
28 Acenaphthene	UG/L	11	U		
29 Acenaphthylene	UG/L	11	U		
30 Anthracene	UG/L	11	U		
31 Benzo(a)anthracene	UG/L	11	U		
32 Benzo(a)pyrene	UG/L	11	U		
33 Benzo(b)fluoranthene	UG/L	11	U		
34 Benzo(g,h,i)perylene	UG/L	11	U		
35 Benzo(k)fluoranthene	UG/L	11	U		
36 Butylbenzylphthalate	UG/L	11	U		
37 Carbazole	UG/L	11	U		
38 Chrysene	UG/L	11	U		
39 Di-n-butylphthalate	UG/L	2	BJ		
40 Di-n-octylphthalate	UG/L	11	U		
41 Dibenz(a,h)anthracene	UG/L	11	U		
42 Dibenzofuran	UG/L	11	U		
43 Diethylphthalate	UG/L	11	U		
44 Dimethylphthalate	UG/L	11	U		
45 Fluoranthene	UG/L	11	U		

SDG:	53883	53883
STUDY ID:	PHASE 1	PHASE 1
AREA:	25/26_QC	25/26_QC
MATRIX:	WATER	WATER
ANALYSIS METHOD:	524.2	524.2
SAMPLE ID:	SENLAK	TB91995
QC CODE:	SA	TB

PARAMETER	UNIT	VALUE	Q	VALUE	Q
46 Fluorene	UG/L	11	U		
47 Hexachlorobenzene	UG/L	11	U		
48 Hexachlorobutadiene	UG/L	11	U		
49 Hexachlorocyclopentadiene	UG/L	11	U		
50 Hexachloroethane	UG/L	11	U		
51 Indeno(1,2,3-cd)pyrene	UG/L	11	U		
52 Isophorone	UG/L	11	U		
53 N-Nitroso-di-n-propylamine	UG/L	11	U		
54 N-Nitrosodiphenylamine (1)	UG/L	11	U		
55 Naphthalene	UG/L	11	U		
56 Nitrobenzene	UG/L	11	U		
57 Pentachlorophenol	UG/L	26	U		
58 Phenanthrene	UG/L	11	U		
59 Phenol	UG/L	11	U		
60 Pyrene	UG/L	11	U		

PESTICIDES

SDG:	53883
STUDY ID:	PHASE 1
AREA:	25/26_QC
MATRIX:	WATER
ANALYSIS METHOD:	NYSDEC-CLP
SAMPLE ID:	SENLAK
QC CODE:	SA

PARAMETER	UNIT	VALUE	Q
1 4,4'-DDD	UG/L	0.1	U
2 4,4'-DDE	UG/L	0.1	U
3 4,4'-DDT	UG/L	0.1	U
4 Aldrin	UG/L	0.052	U
5 Aroclor-1016	UG/L	1	U
6 Aroclor-1221	UG/L	2.1	U
7 Aroclor-1232	UG/L	1	U
8 Aroclor-1242	UG/L	1	U
9 Aroclor-1248	UG/L	1	U
10 Aroclor-1254	UG/L	1	U
11 Aroclor-1260	UG/L	1	U
12 Dieldrin	UG/L	0.1	U
13 Endosulfan I	UG/L	0.052	U
14 Endosulfan II	UG/L	0.1	U
15 Endosulfan sulfate	UG/L	0.1	U
16 Endrin	UG/L	0.1	U
17 Endrin aldehyde	UG/L	0.1	U

SDG:	53883	53883
STUDY ID:	PHASE 1	PHASE 1
AREA:	25/26_QC	25/26_QC
MATRIX:	WATER	WATER
ANALYSIS METHOD:	524.2	524.2
SAMPLE ID:	SENLAK	TB91995
QC CODE:	SA	TB

PARAMETER	UNIT	VALUE	Q	VALUE	Q
18 Endrin ketone	UG/L	0.1	U		
19 Heptachlor	UG/L	0.052	U		
20 Heptachlor epoxide	UG/L	0.052	U		
21 Methoxychlor	UG/L	0.52	U		
22 Toxaphene	UG/L	5.2	U		
23 alpha-BHC	UG/L	0.052	U		
24 alpha-Chlordane	UG/L	0.052	U		
25 beta-BHC	UG/L	0.052	U		
26 delta-BHC	UG/L	0.052	U		
27 gamma-BHC (Lindane)	UG/L	0.052	U		
28 gamma-Chlordane	UG/L	0.052	U		

METALS

SDG:	53883
STUDY ID:	PHASE 1
AREA:	25/26_QC
MATRIX:	WATER
ANALYSIS METHOD:	NYSDEC-CLP
SAMPLE ID:	SENLAK
QC CODE:	SA

PARAMETER	UNIT	VALUE	Q
1 Aluminum	UG/L	12.2	U
2 Antimony	UG/L	2.4	U
3 Arsenic	UG/L	2.1	U
4 Barium	UG/L	28.6	B
5 Beryllium	UG/L	0.14	B
6 Cadmium	UG/L	0.2	U
7 Calcium	UG/L	40700	
8 Chromium	UG/L	1.3	U
9 Cobalt	UG/L	0.8	U
10 Copper	UG/L	1.1	U
11 Cyanide	UG/L	6.9	U
12 Iron	UG/L	24.2	U
13 Lead	UG/L	1.7	U
14 Magnesium	UG/L	10400	
15 Manganese	UG/L	1.6	B
16 Mercury	UG/L	0.02	U
17 Nickel	UG/L	1.6	U
18 Potassium	UG/L	3040	B
19 Selenium	UG/L	3	U
20 Silver	UG/L	1.5	U
21 Sodium	UG/L	89300	

SDG:	53883	53883
STUDY ID:	PHASE 1	PHASE 1
AREA:	25/26_QC	25/26_QC
MATRIX:	WATER	WATER
ANALYSIS METHOD:	524.2	524.2
SAMPLE ID:	SENLAK	TB91995
QC CODE:	SA	TB

PARAMETER	UNIT	VALUE Q	VALUE Q
22 Thallium	UG/L	3.5 U	
23 Vanadium	UG/L	1.1 U	
24 Zinc	UG/L	1.6 B	

VOCs

SDG:	53906	53906	53906
STUDY ID:	PHASE 1	PHASE 1	PHASE 1
MATRIX:	WATER	WATER	WATER
LAB SAMP. ID:	271804	272084	272146
EPA SAMP. ID:	TB92095	TB92195	TB92395
QC CODE:	TB	TB	TB
% MOISTURE:			0
% SOLIDS:			

PARAMETER	UNIT	VALUE Q	VALUE Q	VALUE Q
1 1,1,1,2-Tetrachloroethane	ug/L	0.5 U	0.5 U	
2 1,1,1-Trichloroethane	ug/L	0.5 U	0.5 U	10 U
3 1,1,2,2-Tetrachloroethane	ug/L	0.5 U	0.5 U	10 U
4 1,1,2-Trichloroethene	ug/L			10 U
5 1,1-Dichloroethane	ug/L	0.5 U	0.5 U	10 U
6 1,1-Dichloroethene	ug/L	0.5 U	0.5 U	10 U
7 1,1-Dichloropropene	ug/L	0.5 U	0.5 U	
8 1,2,3-Trichlorobenzene	ug/L	0.5 U	0.5 U	
9 1,2,3-Trichloropropane	ug/L	0.5 U	0.5 U	
10 1,2,4-Trichlorobenzene	ug/L	0.5 U	0.5 U	
11 1,2,4-Trimethylbenzene	ug/L	0.5 U	0.5 U	
12 1,2-Dibromo-3-Chloropropane	ug/L	0.5 U	0.5 U	
13 1,2-Dibromoethane	ug/L	0.5 U	0.5 U	
14 1,2-Dichlorobenzene	ug/L	0.5 U	0.5 U	
15 1,2-Dichlorooctopane	ug/L	0.5 U	0.5 U	10 U
16 1,2-Dichloroethane	ug/L	0.5 U	0.5 U	10 U
17 1,2-Dichloroethene (total)	ug/L			10 U
18 1,3,5-Trimethylbenzene	ug/L	0.5 U	0.5 U	
19 1,3,5-Trimethylbenzene	ug/L	0.5 U	0.5 U	
20 1,3-Dichlorobenzene	ug/L	0.5 U	0.5 U	
21 1,4-Dichlorobenzene	ug/L	0.5 U	0.5 U	
22 2,2-Dichloropropane	ug/L	0.5 U	0.5 U	
23 2-Butanone	ug/L	5 U	5 U	10 U
24 2-Chlorotoluene	ug/L	0.5 U	0.5 U	
25 2-Hexanone	ug/L			10 U
26 4-Chlorotoluene	ug/L	0.5 U	0.5 U	
27 4-Methyl-2-Pentanone	ug/L	5 U	5 U	10 U
28 Acetone	ug/L	5 U	5 U	10 U
29 Benzene	ug/L	0.5 U	0.5 U	10 U
30 Bromochloromethane	ug/L	0.5 U	0.5 U	
31 Bromodichloromethane	ug/L	0.5 U	0.5 U	10 U
32 Bromoform	ug/L	0.5 U	0.5 U	10 U
33 Bromomethane	ug/L	0.5 U	0.5 U	10 U

VOCs

SDG:	53906	53906	53906
STUDY ID:	PHASE 1	PHASE 1	PHASE 1
MATRIX:	WATER	WATER	WATER
LAB SAMP. ID:	271804	272084	272146
EPA SAMP. ID:	TB92095	TB92195	TB92395
QC CODE:	TB	TB	TB
% MOISTURE:			0
% SOLIDS:			

PARAMETER	UNIT	VALUE Q	VALUE Q	VALUE Q
Carbon Disulfide	ug/L	0.5 U	0.5 U	10 U
Carbon Tetrachloride	ug/L	0.5 U	0.5 U	10 U
Chlorobenzene	ug/L	0.5 U	0.5 U	10 U
Chloroethane	ug/L	0.5 U	0.5 U	10 U
Chloroform	ug/L	0.5 U	0.5 U	10 U
Chloromethane	ug/L	0.5 U	0.5 U	10 U
Dibromochloromethane	ug/L	0.5 U	0.5 U	10 U
Dibromomethane	ug/L	0.5 U	0.5 U	
Dichlorodifluoromethane	ug/L	0.5 U	0.5 U	
Ethylbenzene	ug/L	0.5 U	0.5 U	10 U
Hexachlorobutadiene	ug/L	0.5 U	0.5 U	
Isopropylbenzene	ug/L	0.5 U	0.5 U	
Methylene Chloride	ug/L	0.5 U	0.5 U	10 U
Naphthalene	ug/L	0.5 U	0.5 U	
Styrene	ug/L	0.5 U	0.5 U	10 U
Tetrachloroethene	ug/L	0.5 U	0.5 U	10 U
Toluene	ug/L	0.5 U	0.5 U	10 U
Trichloroethene	ug/L	0.5 U	0.5 U	10 U
Trichlorofluoromethane	ug/L	0.5 U	0.5 U	
Vinyl Chloride	ug/L	0.5 U	0.5 U	10 U
Xylene (total)	ug/L	0.5 U	0.5 U	10 U
cis-1,2-Dichloroethane	ug/L	0.5 U	0.5 U	
cis-1,3-Dichlorooctopene	ug/L	0.5 U	0.5 U	10 U
n-Butylbenzene	ug/L	0.5 U	0.5 U	
n-Propylbenzene	ug/L	0.5 U	0.5 U	
p-Isopropyltoluene	ug/L	0.5 U	0.5 U	
sec-Butylbenzene	ug/L	0.5 U	0.5 U	
tert-Butylbenzene	ug/L	0.5 U	0.5 U	
trans-1,2-Dichloroethene	ug/L	0.5 U	0.5 U	
trans-1,3-Dichlorooctopene	ug/L	0.5 U	0.5 U	10 U

VOCs

SDG:	53906	53906	53906	53906
STUDY ID:	PHASE 1	PHASE 1	PHASE 1	PHASE 1
MATRIX:	SOIL	SOIL	SOIL	SOIL
LAB SAMP. ID:	272293	272293	271801	271802
EPA SAMP. ID:	SB26-5-05MS	SB26-5-05MSD	SB26-10-00	SB26-10-03
QC CODE:	MS	MSD	SA	SA
% MOISTURE:	13	13	8	24
% SOLIDS:				

PARAMETER	UNIT	VALUE Q	VALUE Q	VALUE Q	VALUE Q
1 1,1,1-Trichloroethane	ug/Kg	11 U	11 U	11 U	13 U
2 1,1,2,2-Tetrachloroethane	ug/Kg	11 U	11 U	11 U	13 U
3 1,1,2-Trichloroethene	ug/Kg	11 U	11 U	11 U	13 U
4 1,1-Dichloroethane	ug/Kg	11 U	11 U	11 U	13 U
5 1,1-Dichloroethene	ug/Kg	64	67	11 U	13 U
6 1,2-Dichloroethane	ug/Kg	11 U	11 U	11 U	13 U
7 1,2-Dichloroethene	ug/Kg	11 U	11 U	11 U	13 U
8 1,2-Dichloroethene (total)	ug/Kg	11 U	11 U	11 U	13 U
9 2-Butanone	ug/Kg	11 U	11 U	11 U	13 U
10 2-Hexanone	ug/Kg	11 U	11 U	11 U	13 U
11 4-Methyl-2-Pentanone	ug/Kg	11 U	11 U	11 U	13 U
12 Acetone	ug/Kg	11 U	11 U	20	13 U
13 Benzene	ug/Kg	67	58	11 U	13 U
14 Bromodichloromethane	ug/Kg	11 U	11 U	11 U	13 U
15 Bromoform	ug/Kg	11 U	11 U	11 U	13 U
16 Bromomethane	ug/Kg	11 U	11 U	11 U	13 U
17 Carbon Disulfide	ug/Kg	11 U	11 U	11 U	13 U
18 Carbon Tetrachloride	ug/Kg	11 U	11 U	11 U	13 U
19 Chlorobenzene	ug/Kg	60	60	11 U	13 U
20 Chloroethane	ug/Kg	11 U	11 U	11 U	13 U
21 Chloroform	ug/Kg	11 U	11 U	11 U	13 U
22 Chloromethane	ug/Kg	11 U	11 U	11 U	13 U
23 Dibromochloromethane	ug/Kg	11 U	11 U	11 U	13 U
24 Ethylbenzene	ug/Kg	11 U	11 U	11 U	13 U
25 Methylene Chloride	ug/Kg	11 U	11 U	11 U	13 U
26 Styrene	ug/Kg	11 U	11 U	11 U	13 U
27 Tetrachloroethene	ug/Kg	11 U	11 U	11 U	13 U
28 Toluene	ug/Kg	62	62	11 U	13 U
29 Trichloroethene	ug/Kg	56	52	11 U	13 U
30 Vinyl Chloride	ug/Kg	11 U	11 U	11 U	13 U
31 Xylene (total)	ug/Kg	11 U	11 U	11 U	13 U
32 cis-1,3-Dichloroethene	ug/Kg	11 U	11 U	11 U	13 U
33 trans-1,3-Dichloroethene	ug/Kg	11 U	11 U	11 U	13 U

VOCs

SDG:	53906	53906	53906	53906	53906
STUDY ID:	PHASE 1	PHASE 1	PHASE 1	PHASE 1	PHASE 1
MATRIX:	SOIL	SOIL	SOIL	SOIL	SOIL
LAB SAMP. ID:	271803	272291	272292	272293	272141
EPA SAMP. ID:	SB26-10-04	SB26-5-00	SB26-5-03	SB26-5-05	SB26-6-00
QC CODE:	SA	SA	SA	SA	SA
% MOISTURE:	15	7	15	13	12
% SOLIDS:					

PARAMETER	UNIT	VALUE Q	VALUE Q	VALUE Q	VALUE Q	VALUE Q
1 1,1,1-Trichloroethane	ug/Kg	12 U	11 U	12 U	11 U	11 U
2 1,1,2,2-Tetrachloroethane	ug/Kg	12 U	11 U	12 U	11 U	11 U
3 1,1,2-Trichloroethene	ug/Kg	12 U	11 U	12 U	11 U	11 U
4 1,1-Dichloroethane	ug/Kg	12 U	11 U	12 U	11 U	11 U
5 1,1-Dichloroethene	ug/Kg	12 U	11 U	12 U	11 U	11 U
6 1,2-Dichloroethane	ug/Kg	12 U	11 U	12 U	11 U	11 U
7 1,2-Dichloroethene	ug/Kg	12 U	11 U	12 U	11 U	11 U
8 1,2-Dichloroethene (total)	ug/Kg	12 U	11 U	12 U	11 U	11 U
9 2-Butanone	ug/Kg	12 U	11 U	12 U	11 U	11 U
10 2-Hexanone	ug/Kg	12 U	11 U	12 U	11 U	11 U
11 4-Methyl-2-Pentanone	ug/Kg	12 U	11 U	12 U	11 U	11 U
12 Acetone	ug/Kg	12 U	11 U	12 U	11 U	11 U
13 Benzene	ug/Kg	12 U	11 U	12 U	11 U	11 U
14 Bromodichloromethane	ug/Kg	12 U	11 U	12 U	11 U	11 U
15 Bromoform	ug/Kg	12 U	11 U	12 U	11 U	11 U
16 Bromomethane	ug/Kg	12 U	11 U	12 U	11 U	11 U
17 Carbon Disulfide	ug/Kg	12 U	11 U	12 U	11 U	11 U
18 Carbon Tetrachloride	ug/Kg	12 U	11 U	12 U	11 U	11 U
19 Chlorobenzene	ug/Kg	12 U	11 U	12 U	11 U	11 U
20 Chloroethane	ug/Kg	12 U	11 U	12 U	11 U	11 U
21 Chloroform	ug/Kg	12 U	11 U	12 U	11 U	11 U
22 Chloromethane	ug/Kg	12 U	11 U	12 U	11 U	11 U
23 Dibromochloromethane	ug/Kg	12 U	11 U	12 U	11 U	11 U
24 Ethylbenzene	ug/Kg	12 U	11 U	12 U	11 U	11 U
25 Methylene Chloride	ug/Kg	12 U	11 U	12 U	11 U	10 J
26 Styrene	ug/Kg	12 U	11 U	12 U	11 U	11 U
27 Tetrachloroethene	ug/Kg	12 U	11 U	12 U	11 U	11 U
28 Toluene	ug/Kg	12 U	11 U	12 U	11 U	11 U
29 Trichloroethene	ug/Kg	12 U	11 U	12 U	11 U	11 U
30 Vinyl Chloride	ug/Kg	12 U	11 U	12 U	11 U	11 U
31 Xylene (total)	ug/Kg	12 U	11 U	12 U	11 U	11 U
32 cis-1,3-Dichloroethene	ug/Kg	12 U	11 U	12 U	11 U	11 U
33 trans-1,3-Dichloroethene	ug/Kg	12 U	11 U	12 U	11 U	11 U

VOCs

SDG:	53906	53906	53906	53906	53906
STUDY ID:	PHASE 1	PHASE 1	PHASE 1	PHASE 1	PHASE 1
MATRIX:	SOIL	SOIL	SOIL	SOIL	SOIL
LAB SAMP. ID:	272142	272143	272144	272145	272294
EPA SAMP. ID:	SB26-6-04	SB26-6-06	SB26-7-00	SB26-7-03	SB26-7-07
QC CODE:	SA	SA	SA	SA	SA
% MOISTURE:	20	13	5	17	15
% SOLIDS:					

PARAMETER	UNIT	VALUE Q	VALUE Q	VALUE Q	VALUE Q	VALUE Q
1 1,1,1-Trichloroethane	ug/Kg	12 U	11 U	10 U	1400 U	1400 U
2 1,1,2,2-Tetrachloroethane	ug/Kg	12 U	11 U	10 U	1400 U	1400 U
3 1,1,2-Trichloroethene	ug/Kg	12 U	11 U	10 U	1400 U	1400 U
4 1,1-Dichloroethane	ug/Kg	12 U	11 U	10 U	1400 U	1400 U
5 1,1-Dichloroethene	ug/Kg	12 U	11 U	10 U	1400 U	1400 U
6 1,2-Dichlorooctopane	ug/Kg	12 U	11 U	10 U	1400 U	1400 U
7 1,2-Dichloroethane	ug/Kg	12 U	11 U	10 U	1400 U	1400 U
8 1,2-Dichloroethene (total)	ug/Kg	12 U	11 U	10 U	1400 U	1400 U
9 2-Butanone	ug/Kg	12 U	11 U	10 U	1400 U	1400 U
10 2-Hexanone	ug/Kg	12 U	11 U	10 U	1400 U	1400 U
11 4-Methyl-2-Pentanone	ug/Kg	12 U	11 U	10 U	1400 U	1400 U
12 Acetone	ug/Kg	12 U	11 U	10 U	1400 U	1400 U
13 Benzene	ug/Kg	12 U	11 U	10 U	1400 U	1400 U
14 Bromodichloromethane	ug/Kg	12 U	11 U	10 U	1400 U	1400 U
15 Bromoform	ug/Kg	12 U	11 U	10 U	1400 U	1400 U
16 Bromomethane	ug/Kg	12 U	11 U	10 U	1400 U	1400 U
17 Carbon Disulfide	ug/Kg	12 U	11 U	10 U	1400 U	1400 U
18 Carbon Tetrachloride	ug/Kg	12 U	11 U	10 U	1400 U	1400 U
19 Chlorobenzene	ug/Kg	12 U	11 U	10 U	1400 U	1400 U
20 Chloroethane	ug/Kg	12 U	11 U	10 U	1400 U	1400 U
21 Chloroform	ug/Kg	12 U	11 U	10 U	1400 U	1400 U
22 Chloromethane	ug/Kg	12 U	11 U	10 U	1400 U	1400 U
23 Dibromochloromethane	ug/Kg	12 U	11 U	10 U	1400 U	1400 U
24 Ethylbenzene	ug/Kg	12 U	11 U	10 U	360 J	1400 U
25 Methylene Chloride	ug/Kg	12 U	11 U	10 U	1400 U	1400 U
26 Styrene	ug/Kg	12 U	11 U	10 U	1400 U	1400 U
27 Tetrachloroethene	ug/Kg	12 U	11 U	10 U	1400 U	1400 U
28 Toluene	ug/Kg	12 U	11 U	10 U	1400 U	1400 U
29 Trichloroethene	ug/Kg	12 U	11 U	10 U	1400 U	1400 U
30 Vinyl Chloride	ug/Kg	12 U	11 U	10 U	1400 U	1400 U
31 Xylene (total)	ug/Kg	12 U	11 U	10 U	310 J	1400 U
32 cis-1,3-Dichlorooctopene	ug/Kg	12 U	11 U	10 U	1400 U	1400 U
33 trans-1,3-Dichlorooctopene	ug/Kg	12 U	11 U	10 U	1400 U	1400 U

VOCs

SDG:	53906	53906	53906	53906
STUDY ID:	PHASE 1	PHASE 1	PHASE 1	PHASE 1
MATRIX:	SOIL	SOIL	SOIL	SOIL
LAB SAMP. ID:	272079	272082	272083	272296
EPA SAMP. ID:	SB26-8-00	SB26-8-04	SB26-8-05	SB26-9-00
QC CODE:	SA	SA	SA	SA
% MOISTURE:	8	11	8	7
% SOLIDS:				

PARAMETER	UNIT	VALUE Q	VALUE Q	VALUE Q	VALUE Q
1 1,1,1-Trichloroethane	ug/Kg	11 U	11 U	11 U	11 U
2 1,1,2,2-Tetrachloroethane	ug/Kg	11 U	11 U	11 U	11 U
3 1,1,2-Trichloroethene	ug/Kg	11 U	11 U	11 U	11 U
4 1,1-Dichloroethane	ug/Kg	11 U	11 U	11 U	11 U
5 1,1-Dichloroethene	ug/Kg	11 U	11 U	11 U	11 U
6 1,2-Dichlorooctopane	ug/Kg	11 U	11 U	11 U	11 U
7 1,2-Dichloroethane	ug/Kg	11 U	11 U	11 U	11 U
8 1,2-Dichloroethene (total)	ug/Kg	11 U	11 U	11 U	11 U
9 2-Butanone	ug/Kg	11 U	11 U	11 U	11 U
10 2-Hexanone	ug/Kg	11 U	11 U	11 U	11 U
11 4-Methyl-2-Pentanone	ug/Kg	11 U	11 U	11 U	11 U
12 Acetone	ug/Kg	11 U	6 JB	11 U	11 U
13 Benzene	ug/Kg	11 U	11 U	11 U	11 U
14 Bromodichloromethane	ug/Kg	11 U	11 U	11 U	11 U
15 Bromoform	ug/Kg	11 U	11 U	11 U	11 U
16 Bromomethane	ug/Kg	11 U	11 U	11 U	11 U
17 Carbon Disulfide	ug/Kg	11 U	11 U	11 U	11 U
18 Carbon Tetrachloride	ug/Kg	11 U	11 U	11 U	11 U
19 Chlorobenzene	ug/Kg	11 U	11 U	11 U	11 U
20 Chloroethane	ug/Kg	11 U	11 U	11 U	11 U
21 Chloroform	ug/Kg	2 J	11 U	11 U	11 U
22 Chloromethane	ug/Kg	11 U	11 U	11 U	11 U
23 Dibromochloromethane	ug/Kg	11 U	11 U	11 U	11 U
24 Ethylbenzene	ug/Kg	11 U	11 U	11 U	11 U
25 Methylene Chloride	ug/Kg	11 U	11 U	11 U	11 U
26 Styrene	ug/Kg	11 U	11 U	11 U	11 U
27 Tetrachloroethene	ug/Kg	11 U	11 U	11 U	11 U
28 Toluene	ug/Kg	11 U	11 U	11 U	11 U
29 Trichloroethene	ug/Kg	11 U	11 U	11 U	11 U
30 Vinyl Chloride	ug/Kg	11 U	11 U	11 U	11 U
31 Xylene (total)	ug/Kg	11 U	11 U	2 J	11 U
32 cis-1,3-Dichlorooctopene	ug/Kg	11 U	11 U	11 U	11 U
33 trans-1,3-Dichlorooctopene	ug/Kg	11 U	11 U	11 U	11 U

SVOCs

SDG:	53906	53906	53906	53906
STUDY ID:	PHASE 1	PHASE 1	PHASE 1	PHASE 1
MATRIX:	SOIL	SOIL	SOIL	SOIL
LAB SAMP. ID:	272293	272293	271801	271802
EPA SAMP. ID:	SB26-5-05MS	SB26-5-05MSD	SB26-10-00	SB26-10-03
QC CODE:	MS	MSD	SA	SA
% MOISTURE:	16	16	5	16
% SOLIDS:				

PARAMETER	UNIT	VALUE Q	VALUE Q	VALUE Q	VALUE Q
1 2,4-Dinitrophenol	UG/KG	950 U	950 U	840 U	930 U
1 2,4-Dinitrophenol	UG/KG	950 U	950 U	840 U	930 U
2 2,4-Dinitrotoluene	UG/KG	1500	1600	350 U	380 U
3 3,3'-Dichlorobenzidine	UG/KG	390 U	390 U	350 U	380 U
4 4,6-Dinitro-2-methylphenol	UG/KG	950 U	950 U	840 U	930 U
5 4-Bromophenyl-phenylether	UG/KG	390 U	390 U	350 U	380 U
6 4-Chlorophenyl-phenylether	UG/KG	390 U	390 U	350 U	380 U
7 4-Nitroaniline	UG/KG	950 U	950 U	840 U	930 U
8 4-Nitrophenol	UG/KG	2700	2600	840 U	930 U
9 Anthracene	UG/KG	390 U	390 U	200 J	46 J
10 Benzo(a)anthracene	UG/KG	71 J	69 J	810	180 J
11 Benzo(a)pyrene	UG/KG	95 J	79 J	650	210 J
12 Benzo(b)fluoranthene	UG/KG	110 GJ	120 GJ	690	200 J
13 Benzo(g,h,i)perylene	UG/KG	76 J	48 J	540	420
14 Butylbenzylphthalate	UG/KG	390 U	390 U	350 U	380 U
15 Carbazole	UG/KG	390 U	390 U	290 J	41 J
16 Chrysene	UG/KG	79 J	80 J	690	190 J
17 Di-n-butylphthalate	UG/KG	390 U	390 U	350 U	380 U
18 Di-n-oprylphthalate	UG/KG	390 U	390 U	350 U	380 U
19 Dibenz(a,h)anthracene	UG/KG	390 U	390 U	310 J	100 J
20 Dibenzofuran	UG/KG	390 U	390 U	37 J	380 U
21 Diethylphthalate	UG/KG	390 U	390 U	350 U	380 U
22 Fluoranthene	UG/KG	170 J	140 J	1900	330 J
23 Fluorene	UG/KG	390 U	390 U	91 J	380 U
24 Hexachlorobenzene	UG/KG	390 U	390 U	350 U	380 U
25 Indeno(1,2,3-cd)pyrene	UG/KG	390 U	390 U	490	350 J
26 N-Nitrosodiphenylamine (1)	UG/KG	390 U	390 U	350 U	380 U
27 Pentachlorophenol	UG/KG	2100	2300	840 U	930 U
28 Phenanthrene	UG/KG	110 J	100 J	860	170 J
29 Pyrene	UG/KG	2000	2000	1200	250 J
30 benzo(k)fluoranthene	UG/KG	390 U	390 U	460	220 J
31 bis(2-Ethylhexyl)phthalate	UG/KG	260 J	220 J	400	1300

SVOCs

SDG:	53906	53906	53906	53906	53906
STUDY ID:	PHASE 1	PHASE 1	PHASE 1	PHASE 1	PHASE 1
MATRIX:	SOIL	SOIL	SOIL	SOIL	SOIL
LAB SAMP. ID:	271803	272291	272292	272293	272141
EPA SAMP. ID:	SB26-10-04	SB26-5-00	SB26-5-03	SB26-5-05	SB26-6-00
QC CODE:	SA	SA	SA	SA	SA
% MOISTURE:	17	7	15	16	9
% SOLIDS:					

PARAMETER	UNIT	VALUE Q	VALUE Q	VALUE Q	VALUE Q	VALUE Q
1 2,4-Dinitrophenol	UG/KG	950 U	1100 U	940 U	950 U	1800 U
1 2,4-Dinitrophenol	UG/KG	950 U	1100 U	940 U	950 U	1800 U
2 2,4-Dinitrotoluene	UG/KG	390 U	440 U	390 U	390 U	730 U
3 3,3'-Dichlorobenzidine	UG/KG	390 U	440 U	390 U	390 U	730 U
4 4,6-Dinitro-2-methylphenol	UG/KG	950 U	1100 U	940 U	950 U	1800 U
5 4-Bromophenyl-phenylether	UG/KG	390 U	440 U	390 U	390 U	730 U
6 4-Chlorophenyl-phenylether	UG/KG	390 U	440 U	390 U	390 U	730 U
7 4-Nitroaniline	UG/KG	950 U	1100 U	940 U	950 U	1800 U
8 4-Nitrophenol	UG/KG	950 U	1100 U	940 U	950 U	1800 U
9 Anthracene	UG/KG	79 J	290 J	390 U	390 U	730 U
10 Benzo(a)anthracene	UG/KG	190 J	1200	390 U	49 J	180 J
11 Benzo(a)pyrene	UG/KG	360 J	1200	42 J	50 J	190 J
12 Benzo(b)fluoranthene	UG/KG	320 J	2400 G	78 GJ	94 GJ	310 GJ
13 Benzo(g,h,i)perylene	UG/KG	1100	1200	390 U	43 J	250 J
14 Butylbenzylphthalate	UG/KG	390 U	440 U	390 U	390 U	730 U
15 Carbazole	UG/KG	58 J	210 J	390 U	390 U	730 U
16 Chrysene	UG/KG	210 J	1200	41 J	55 J	150 J
17 Di-n-butylphthalate	UG/KG	390 U	440 U	390 U	390 U	730 U
18 Di-n-oprylphthalate	UG/KG	390 U	440 U	390 U	390 U	730 U
19 Dibenz(a,h)anthracene	UG/KG	230 J	410 J	390 U	390 U	76 J
20 Dibenzofuran	UG/KG	390 U	440 U	390 U	390 U	730 U
21 Diethylphthalate	UG/KG	390 U	440 U	390 U	390 U	730 U
22 Fluoranthene	UG/KG	310 J	2500	39 J	96 J	310 J
23 Fluorene	UG/KG	390 U	120 J	390 U	390 U	730 U
24 Hexachlorobenzene	UG/KG	390 U	440 U	390 U	390 U	730 U
25 Indeno(1,2,3-cd)pyrene	UG/KG	810	910	390 U	390 U	190 J
26 N-Nitrosodiphenylamine (1)	UG/KG	390 U	440 U	390 U	390 U	730 U
27 Pentachlorophenol	UG/KG	950 U	1100 U	940 U	950 U	1800 U
28 Phenanthrene	UG/KG	240 J	1300	390 U	70 J	180 J
29 Pyrene	UG/KG	260 J	2700	390 U	85 J	390 J
30 benzo(k)fluoranthene	UG/KG	200 J	440 U	390 U	390 U	730 U
31 bis(2-Ethylhexyl)phthalate	UG/KG	200 J	440 U	390 U	150 J	730 U

SVOCs

	53906	53906	53906	53906	53906
SDG:	53906	53906	53906	53906	53906
STUDY ID:	PHASE 1	PHASE 1	PHASE 1	PHASE 1	PHASE 1
MATRIX:	SOIL	SOIL	SOIL	SOIL	SOIL
LAB SAMP. ID:	272142	272143	272144	272145	272294
EPA SAMP. ID:	SB26-6-04	SB26-6-06	SB26-7-00	SB26-7-03	SB26-7-07
QC CODE:	SA	SA	SA	SA	SA
% MOISTURE:	14	12	5	17	12
% SOLIDS:					

PARAMETER	UNIT	VALUE Q	VALUE Q	VALUE Q	VALUE Q	VALUE Q
1 2,4-Dinitrophenol	UG/KG	930 U	910 U	840 U	4800 U	4500 U
1 2,4-Dinitrophenol	UG/KG	930 U	910 U	840 U	4800 U	4500 U
2 2,4-Dinitrotoluene	UG/KG	380 U	370 U	350 U	2000 U	1900 U
3 3,3'-Dichlorobenzidine	UG/KG	380 U	370 U	350 U	2000 U	1900 U
4 4,6-Dinitro-2-methylphenol	UG/KG	930 U	910 U	840 U	4800 U	4500 U
5 4-Bromophenyl-phenylether	UG/KG	380 U	370 U	350 U	2000 U	1900 U
6 4-Chlorophenyl-phenylether	UG/KG	380 U	370 U	350 U	2000 U	1900 U
7 4-Nitroaniline	UG/KG	930 U	910 U	840 U	4800 U	4500 U
8 4-Nitrophenol	UG/KG	930 U	910 U	840 U	4800 U	4500 U
9 Anthracene	UG/KG	380 U	370 U	58 J	2000 U	1900 U
10 Benzo(a)anthracene	UG/KG	380 U	370 U	440	2000 U	1900 U
11 Benzo(a)pyrene	UG/KG	380 U	370 U	340 J	2000 U	1900 U
12 Benzo(b)fluoranthene	UG/KG	62 J	370 U	440	2000 U	1900 U
13 Benzo(g,h,i)perylene	UG/KG	380 U	370 U	320 J	2000 U	1900 U
14 Butylbenzylphthalate	UG/KG	380 U	370 U	350 U	2000 U	1900 U
15 Carbazole	UG/KG	380 U	370 U	350 U	2000 U	1900 U
16 Chrysene	UG/KG	45 J	370 U	380	2000 U	1900 U
17 Di-n-butylphthalate	UG/KG	380 U	43 BJ	350 U	2000 U	1900 U
18 Di-n-oprylphthalate	UG/KG	380 U	370 U	350 U	2000 U	1900 U
19 Dibenz(a,h)anthracene	UG/KG	380 U	370 U	120 J	2000 U	1900 U
20 Dibenzofuran	UG/KG	380 U	370 U	350 U	520 J	1900 U
21 Diethylphthalate	UG/KG	380 U	370 U	350 U	2000 U	1900 U
22 Fluoranthene	UG/KG	68 J	370 U	700	270 J	1900 U
23 Fluorene	UG/KG	380 U	370 U	350 U	1200 J	870 J
24 Hexachlorobenzene	UG/KG	380 U	370 U	350 U	2000 U	1900 U
25 Indeno(1,2,3-cd)pyrene	UG/KG	380 U	370 U	270 J	2000 U	1900 U
26 N-Nitrosodiphenylamine (1)	UG/KG	380 U	370 U	350 U	2000 U	1900 U
27 Pentachlorophenol	UG/KG	930 U	910 U	840 U	4800 U	4500 U
28 Phenanthrene	UG/KG	53 J	370 U	250 J	1900 J	1700 J
29 Pyrene	UG/KG	73 J	370 U	710	300 J	240 J
30 benzo(k)fluoranthene	UG/KG	380 U	370 U	430	2000 U	1900 U
31 bis(2-Ethylhexyl)phthalate	UG/KG	89 BJ	170 BJ	62 BJ	2000 U	200 J

SVOCs

SDG:	53906	53906	53906	53906
STUDY ID:	PHASE 1	PHASE 1	PHASE 1	PHASE 1
MATRIX:	SOIL	SOIL	SOIL	SOIL
LAB SAMP. ID:	272079	272082	272083	272296
EPA SAMP. ID:	SB26-8-00	SB26-8-04	SB26-8-05	SB26-9-00
QC CODE:	SA	SA	SA	SA
% MOISTURE:	6	14	6	9
% SOLIDS:				

PARAMETER	UNIT	VALUE Q	VALUE Q	VALUE Q	VALUE Q
1 2,4-Dinitrophenol	UG/KG	850 U	930 U	850 U	2900 U
1 2,4-Dinitrophenol	UG/KG	850 U	930 U	850 U	2900 U
2 2,4-Dinitrotoluene	UG/KG	350 U	380 U	350 U	1200 U
3 3,3'-Dichlorobenzidine	UG/KG	350 U	380 U	350 U	1200 U
4 4,6-Dinitro-2-methylphenol	UG/KG	850 U	930 U	850 U	2900 U
5 4-Bromophenyl-phenylether	UG/KG	350 U	380 U	350 U	1200 U
6 4-Chlorophenyl-phenylether	UG/KG	350 U	380 U	350 U	1200 U
7 4-Nitroaniline	UG/KG	850 U	930 U	850 U	2900 U
8 4-Nitrophenol	UG/KG	850 U	930 U	850 U	2900 U
9 Anthracene	UG/KG	350 U	380 U	350 U	840 J
10 Benzo(a)anthracene	UG/KG	36 J	380 U	350 U	2000
11 Benzo(a)pyrene	UG/KG	37 J	380 U	350 U	2200
12 Benzo(b)fluoranthene	UG/KG	66 GJ	380 U	350 U	4300 G
13 Benzo(g,h,i)perylene	UG/KG	42 J	380 U	350 U	1900
14 Butylbenzylphthalate	UG/KG	350 U	380 U	350 U	1200 U
15 Carbazole	UG/KG	350 U	380 U	350 U	610 J
16 Chrysene	UG/KG	39 J	380 U	350 U	2400
17 Di-n-butylphthalate	UG/KG	350 U	380 U	350 U	1200 U
18 Di-n-oprylphthalate	UG/KG	350 U	380 U	350 U	1200 U
19 Dibenz(a,h)anthracene	UG/KG	350 U	380 U	350 U	720 J
20 Dibenzofuran	UG/KG	350 U	380 U	350 U	190 J
21 Diethylphthalate	UG/KG	350 U	380 U	350 U	1200 U
22 Fluoranthene	UG/KG	64 J	380 U	350 U	5500
23 Fluorene	UG/KG	350 U	380 U	350 U	440 J
24 Hexachlorobenzene	UG/KG	350 U	380 U	350 U	1200 U
25 Indeno(1,2,3-cd)pyrene	UG/KG	350 U	380 U	350 U	1400
26 N-Nitrosodiphenylamine (1)	UG/KG	350 U	380 U	350 U	1200 U
27 Pentachlorophenol	UG/KG	850 U	930 U	850 U	2900 U
28 Phenanthrene	UG/KG	38 J	380 U	350 U	4000
29 Pyrene	UG/KG	62 J	380 U	350 U	5100
30 benzo(k)fluoranthene	UG/KG	350 U	380 U	350 U	1200 U
31 bis(2-Ethylhexyl)phthalate	UG/KG	62 BJ	110 BJ	68 BJ	1200 U

SVOCs

	SDG:	53906	53906	53906	53906	
	STUDY ID:	PHASE 1	PHASE 1	PHASE 1	PHASE 1	
	AREA:	SEAD-26	SEAD-26	SEAD-26	SEAD-26	
	MATRIX:	SOIL	SOIL	SOIL	SOIL	
	ANALYSIS METHOD:	NYSDEC-CLP	NYSDEC-CLP	NYSDEC-CLP	NYSDEC-CLP	
	SAMP ID:	SB26-10-00	SB26-10-03	SB26-10-04	SB26-5-00	
	QC CODE:	SA	SA	SA	SA	
	PARAMETER	UNIT	VALUE Q	VALUE Q	VALUE Q	VALUE Q
1	1,2,4-Trichlorobenzene	UG/KG	350 U	380 U	390 U	440 U
2	1,2-Dichlorobenzene	UG/KG	350 U	380 U	390 U	440 U
3	1,3-Dichlorobenzene	UG/KG	350 U	380 U	390 U	440 U
4	1,4-Dichlorobenzene	UG/KG	350 U	380 U	390 U	440 U
5	2,4,5-Trichlorophenol	UG/KG	840 U	930 U	950 U	1100 U
6	2,4,6-Trichlorophenol	UG/KG	350 U	380 U	390 U	440 U
7	2,4-Dichlorophenol	UG/KG	350 U	380 U	390 U	440 U
8	2,4-Dimethylphenol	UG/KG	350 U	380 U	390 U	440 U
9	2,4-Dinitrophenol	UG/KG	840 U	930 U	950 U	1100 U
10	2,4-Dinitrotoluene	UG/KG	350 U	380 U	390 U	440 U
11	2,6-Dinitrotoluene	UG/KG	350 U	380 U	390 U	440 U
12	2-Chloronaphthalene	UG/KG	350 U	380 U	390 U	440 U
13	2-Chlorophenol	UG/KG	350 U	380 U	390 U	440 U
14	2-Methylnaphthalene	UG/KG	55 J	380 U	390 U	440 U
15	2-Methylphenol	UG/KG	350 U	380 U	390 U	440 U
16	2-Nitroaniline	UG/KG	840 U	930 U	950 U	1100 U
17	2-Nitrophenol	UG/KG	350 U	380 U	390 U	440 U
18	3,3'-Dichlorobenzidine	UG/KG	350 U	380 U	390 U	440 U
19	3-Nitroaniline	UG/KG	840 U	930 U	950 U	1100 U
20	4,6-Dinitro-2-methylphenol	UG/KG	840 U	930 U	950 U	1100 U
21	4-Bromophenyl-phenylether	UG/KG	350 U	380 U	390 U	440 U
22	4-Chloro-3-methylphenol	UG/KG	350 U	380 U	390 U	440 U
23	4-Chloroaniline	UG/KG	350 U	380 U	390 U	440 U
24	4-Chlorophenyl-phenylether	UG/KG	350 U	380 U	390 U	440 U
25	4-Methylphenol	UG/KG	350 U	380 U	390 U	440 U
26	4-Nitroaniline	UG/KG	840 U	930 U	950 U	1100 U
27	4-Nitrophenol	UG/KG	840 U	930 U	950 U	1100 U
28	Acenaphthene	UG/KG	85 J	380 U	390 U	150 J
29	Acenaphthylene	UG/KG	350 U	380 U	390 U	440 U
30	Anthracene	UG/KG	200 J	46 J	79 J	290 J
31	Benzo(a)anthracene	UG/KG	810	180 J	190 J	1200
32	Benzo(a)pyrene	UG/KG	650	210 J	360 J	1200
33	Benzo(b)fluoranthene	UG/KG	690	200 J	320 J	2400 G
34	Benzo(g,h,i)perylene	UG/KG	540	420	1100	1200

SVOCs

	SDG:	53906	53906	53906	53906	
	STUDY ID:	PHASE 1	PHASE 1	PHASE 1	PHASE 1	
	AREA:	SEAD-26	SEAD-26	SEAD-26	SEAD-26	
	MATRIX:	SOIL	SOIL	SOIL	SOIL	
	ANALYSIS METHOD:	NYSDEC-CLP	NYSDEC-CLP	NYSDEC-CLP	NYSDEC-CLP	
	SAMP ID:	SB26-10-00	SB26-10-03	SB26-10-04	SB26-5-00	
	QC CODE:	SA	SA	SA	SA	
	PARAMETER	UNIT	VALUE Q	VALUE Q	VALUE Q	
35	Benzo(k)fluoranthene	UG/KG	460	220 J	200 J	440 U
36	Butylbenzylphthalate	UG/KG	350 U	380 U	390 U	440 U
37	Carbazole	UG/KG	290 J	41 J	58 J	210 J
38	Chrysene	UG/KG	690	190 J	210 J	1200
39	Di-n-butylphthalate	UG/KG	350 U	380 U	390 U	440 U
40	Di-n-octylphthalate	UG/KG	350 U	380 U	390 U	440 U
41	Dibenz(a,h)anthracene	UG/KG	310 J	100 J	230 J	410 J
42	Dibenzofuran	UG/KG	37 J	380 U	390 U	440 U
43	Diethylphthalate	UG/KG	350 U	380 U	390 U	440 U
44	Dimethylphthalate	UG/KG	350 U	380 U	390 U	440 U
45	Fluoranthene	UG/KG	1900	330 J	310 J	2500
46	Fluorene	UG/KG	91 J	380 U	390 U	120 J
47	Hexachlorobenzene	UG/KG	350 U	380 U	390 U	440 U
48	Hexachlorobutadiene	UG/KG	350 U	380 U	390 U	440 U
49	Hexachlorocyclopentadiene	UG/KG	350 U	380 U	390 U	440 U
50	Hexachloroethane	UG/KG	350 U	380 U	390 U	440 U
51	Indeno(1,2,3-cd)pyrene	UG/KG	490	350 J	810	910
52	Isophorone	UG/KG	350 U	380 U	390 U	440 U
53	N-Nitroso-di-n-propylamine	UG/KG	350 U	380 U	390 U	440 U
54	N-Nitrosodiphenylamine (1)	UG/KG	350 U	380 U	390 U	440 U
55	Naphthalene	UG/KG	36 J	380 U	390 U	440 U
56	Nitrobenzene	UG/KG	350 U	380 U	390 U	440 U
57	Pentachlorophenol	UG/KG	840 U	930 U	950 U	1100 U
58	Phenanthrene	UG/KG	860	170 J	240 J	1300
59	Phenol	UG/KG	350 U	380 U	390 U	440 U
60	Pyrene	UG/KG	1200	250 J	260 J	2700
61	bis(2-Chloroethoxy) methane	UG/KG	350 U	380 U	390 U	440 U
62	bis(2-Chloroethyl) ether	UG/KG	350 U	380 U	390 U	440 U
63	bis(2-Chloroisooctopyl) ether	UG/KG	350 U	380 U	390 U	440 U
64	bis(2-Ethylhexyl)phthalate	UG/KG	400	1300	200 J	440 U

SVOCs

	SDG:	53906	53906	53906	53906	53906	
	STUDY ID:	PHASE 1	PHASE 1	PHASE 1	PHASE 1	PHASE 1	
	AREA:	SEAD-26	SEAD-26	SEAD-26	SEAD-26	SEAD-26	
	MATRIX:	SOIL	SOIL	NO_MATRIX	NO_MATRIX	SOIL	
	ANALYSIS METHOD:	NYSDEC-CLP	NYSDEC-CLP	NYSDEC-CLP	NYSDEC-CLP	NYSDEC-CLP	
	SAMP ID:	SB26-5-03	SB26-5-05	SB26-5-05MS	SB26-5-05MSD	SB26-6-00	
	QC CODE:	SA	SA	NO_QC	NO_QC	SA	
	PARAMETER	UNIT	VALUE Q	VALUE Q	VALUE Q	VALUE Q	VALUE Q
1	1,2,4-Trichlorobenzene	UG/KG	390 U	390 U	1600	1600	730 U
2	1,2-Dichlorobenzene	UG/KG	390 U	390 U	390 U	390 U	730 U
3	1,3-Dichlorobenzene	UG/KG	390 U	390 U	390 U	390 U	730 U
4	1,4-Dichlorobenzene	UG/KG	390 U	390 U	1300	1200	730 U
5	2,4,5-Trichlorophenol	UG/KG	940 U	950 U	950 U	950 U	1800 U
6	2,4,6-Trichlorophenol	UG/KG	390 U	390 U	390 U	390 U	730 U
7	2,4-Dichlorophenol	UG/KG	390 U	390 U	390 U	390 U	730 U
8	2,4-Dimethylphenol	UG/KG	390 U	390 U	390 U	390 U	730 U
9	2,4-Dinitrophenol	UG/KG	940 U	950 U	950 U	950 U	1800 U
10	2,4-Dinitrotoluene	UG/KG	390 U	390 U	1500	1600	730 U
11	2,6-Dinitrotoluene	UG/KG	390 U	390 U	390 U	390 U	730 U
12	2-Chloronaphthalene	UG/KG	390 U	390 U	390 U	390 U	730 U
13	2-Chlorophenol	UG/KG	390 U	390 U	2100	2100	730 U
14	2-Methylnaphthalene	UG/KG	390 U	390 U	390 U	390 U	730 U
15	2-Methylphenol	UG/KG	390 U	390 U	390 U	390 U	730 U
16	2-Nitroaniline	UG/KG	940 U	950 U	950 U	950 U	1800 U
17	2-Nitrophenol	UG/KG	390 U	390 U	390 U	390 U	730 U
18	3,3'-Dichlorobenzidine	UG/KG	390 U	390 U	390 U	390 U	730 U
19	3-Nitroaniline	UG/KG	940 U	950 U	950 U	950 U	1800 U
20	4,6-Dinitro-2-methylphenol	UG/KG	940 U	950 U	950 U	950 U	1800 U
21	4-Bromophenyl-phenylether	UG/KG	390 U	390 U	390 U	390 U	730 U
22	4-Chloro-3-methylphenol	UG/KG	390 U	390 U	2600	2500	730 U
23	4-Chloroaniline	UG/KG	390 U	390 U	390 U	390 U	730 U
24	4-Chlorophenyl-phenylether	UG/KG	390 U	390 U	390 U	390 U	730 U
25	4-Methylphenol	UG/KG	390 U	390 U	390 U	390 U	730 U
26	4-Nitroaniline	UG/KG	940 U	950 U	950 U	950 U	1800 U
27	4-Nitrophenol	UG/KG	940 U	950 U	2700	2600	1800 U
28	Acenaphthene	UG/KG	390 U	390 U	1600	1500	730 U
29	Acenaphthylene	UG/KG	390 U	390 U	390 U	390 U	730 U
30	Anthracene	UG/KG	390 U	390 U	390 U	390 U	730 U
31	Benzo(a)anthracene	UG/KG	390 U	49 J	71 J	69 J	180 J
32	Benzo(a)pyrene	UG/KG	42 J	50 J	95 J	79 J	190 J
33	Benzo(b)fluoranthene	UG/KG	78 GJ	94 GJ	110 GJ	120 GJ	310 GJ
34	Benzo(g,h,i)perylene	UG/KG	390 U	43 J	76 J	48 J	250 J

SVOCs

	SDG:	53906	53906	53906	53906	53906	
	STUDY ID:	PHASE 1	PHASE 1	PHASE 1	PHASE 1	PHASE 1	
	AREA:	SEAD-26	SEAD-26	SEAD-26	SEAD-26	SEAD-26	
	MATRIX:	SOIL	SOIL	NO_MATRIX	NO_MATRIX	SOIL	
	ANALYSIS METHOD:	NYSDEC-CLP	NYSDEC-CLP	NYSDEC-CLP	NYSDEC-CLP	NYSDEC-CLP	
	SAMP ID:	SB26-5-03	SB26-5-05	SB26-5-05MS	SB26-5-05MSD	SB26-6-00	
	QC CODE:	SA	SA	NO_QC	NO_QC	SA	
	PARAMETER	UNIT	VALUE Q	VALUE Q	VALUE Q	VALUE Q	VALUE Q
35	Benzo(k)fluoranthene	UG/KG	390 U	390 U	390 U	390 U	730 U
36	Butylbenzylphthalate	UG/KG	390 U	390 U	390 U	390 U	730 U
37	Carbazole	UG/KG	390 U	390 U	390 U	390 U	730 U
38	Chrysene	UG/KG	41 J	55 J	79 J	80 J	150 J
39	Di-n-butylphthalate	UG/KG	390 U	390 U	390 U	390 U	730 U
40	Di-n-octylphthalate	UG/KG	390 U	390 U	390 U	390 U	730 U
41	Dibenz(a,h)anthracene	UG/KG	390 U	390 U	390 U	390 U	76 J
42	Dibenzofuran	UG/KG	390 U	390 U	390 U	390 U	730 U
43	Diethylphthalate	UG/KG	390 U	390 U	390 U	390 U	730 U
44	Dimethylphthalate	UG/KG	390 U	390 U	390 U	390 U	730 U
45	Fluoranthene	UG/KG	39 J	96 J	170 J	140 J	310 J
46	Fluorene	UG/KG	390 U	390 U	390 U	390 U	730 U
47	Hexachlorobenzene	UG/KG	390 U	390 U	390 U	390 U	730 U
48	Hexachlorobutadiene	UG/KG	390 U	390 U	390 U	390 U	730 U
49	Hexachlorocyclopentadiene	UG/KG	390 U	390 U	390 U	390 U	730 U
50	Hexachloroethane	UG/KG	390 U	390 U	390 U	390 U	730 U
51	Indeno(1,2,3-cd)pyrene	UG/KG	390 U	390 U	390 U	390 U	190 J
52	Isophorone	UG/KG	390 U	390 U	390 U	390 U	730 U
53	N-Nitroso-di-n-propylamine	UG/KG	390 U	390 U	1600	1400	730 U
54	N-Nitrosodiphenylamine (1)	UG/KG	390 U	390 U	390 U	390 U	730 U
55	Naphthalene	UG/KG	390 U	390 U	390 U	390 U	730 U
56	Nitrobenzene	UG/KG	390 U	390 U	390 U	390 U	730 U
57	Pentachlorophenol	UG/KG	940 U	950 U	2100	2300	1800 U
58	Phenanthrene	UG/KG	390 U	70 J	110 J	100 J	180 J
59	Phenol	UG/KG	390 U	390 U	2100	1900	730 U
60	Pyrene	UG/KG	390 U	85 J	2000	2000	390 J
61	bis(2-Chloroethoxy) methane	UG/KG	390 U	390 U	390 U	390 U	730 U
62	bis(2-Chloroethyl) ether	UG/KG	390 U	390 U	390 U	390 U	730 U
63	bis(2-Chloroisooctopyl) ether	UG/KG	390 U	390 U	390 U	390 U	730 U
64	bis(2-Ethylhexyl)phthalate	UG/KG	390 U	150 J	260 J	220 J	730 U

SVOCs

	SDG:	53906	53906	53906	53906	53906	
	STUDY ID:	PHASE 1	PHASE 1	PHASE 1	PHASE 1	PHASE 1	
	AREA:	SEAD-26	SEAD-26	SEAD-26	SEAD-26	SEAD-26	
	MATRIX:	SOIL	SOIL	SOIL	SOIL	SOIL	
	ANALYSIS METHOD:	NYSDEC-CLP	NYSDEC-CLP	NYSDEC-CLP	NYSDEC-CLP	NYSDEC-CLP	
	SAMP ID:	SB26-6-04	SB26-6-06	SB26-7-00	SB26-7-03	SB26-7-07	
	QC CODE:	SA	SA	SA	SA	SA	
	PARAMETER	UNIT	VALUE Q	VALUE Q	VALUE Q	VALUE Q	VALUE Q
1	1,2,4-Trichlorobenzene	UG/KG	380 U	370 U	350 U	2000 U	1900 U
2	1,2-Dichlorobenzene	UG/KG	380 U	370 U	350 U	2000 U	1900 U
3	1,3-Dichlorobenzene	UG/KG	380 U	370 U	350 U	2000 U	1900 U
4	1,4-Dichlorobenzene	UG/KG	380 U	370 U	350 U	2000 U	1900 U
5	2,4,5-Trichlorophenol	UG/KG	930 U	910 U	840 U	4800 U	4500 U
6	2,4,6-Trichlorophenol	UG/KG	380 U	370 U	350 U	2000 U	1900 U
7	2,4-Dichlorophenol	UG/KG	380 U	370 U	350 U	2000 U	1900 U
8	2,4-Dimethylphenol	UG/KG	380 U	370 U	350 U	2000 U	1900 U
9	2,4-Dinitrophenol	UG/KG	930 U	910 U	840 U	4800 U	4500 U
10	2,4-Dinitrotoluene	UG/KG	380 U	370 U	350 U	2000 U	1900 U
11	2,6-Dinitrotoluene	UG/KG	380 U	370 U	350 U	2000 U	1900 U
12	2-Chloronaphthalene	UG/KG	380 U	370 U	350 U	2000 U	1900 U
13	2-Chlorophenol	UG/KG	380 U	370 U	350 U	2000 U	1900 U
14	2-Methylnaphthalene	UG/KG	380 U	370 U	350 U	5300	4200
15	2-Methylphenol	UG/KG	380 U	370 U	350 U	2000 U	1900 U
16	2-Nitroaniline	UG/KG	930 U	910 U	840 U	4800 U	4500 U
17	2-Nitrophenol	UG/KG	380 U	370 U	350 U	2000 U	1900 U
18	3,3'-Dichlorobenzidine	UG/KG	380 U	370 U	350 U	2000 U	1900 U
19	3-Nitroaniline	UG/KG	930 U	910 U	840 U	4800 U	4500 U
20	4,6-Dinitro-2-methylphenol	UG/KG	930 U	910 U	840 U	4800 U	4500 U
21	4-Bromophenyl-phenylether	UG/KG	380 U	370 U	350 U	2000 U	1900 U
22	4-Chloro-3-methylphenol	UG/KG	380 U	370 U	350 U	2000 U	1900 U
23	4-Chloroaniline	UG/KG	380 U	370 U	350 U	2000 U	1900 U
24	4-Chlorophenyl-phenylether	UG/KG	380 U	370 U	350 U	2000 U	1900 U
25	4-Methylphenol	UG/KG	380 U	370 U	350 U	2000 U	1900 U
26	4-Nitroaniline	UG/KG	930 U	910 U	840 U	4800 U	4500 U
27	4-Nitrophenol	UG/KG	930 U	910 U	840 U	4800 U	4500 U
28	Acenaphthene	UG/KG	380 U	370 U	350 U	530 J	380 J
29	Acenaphthylene	UG/KG	380 U	370 U	350 U	2000 U	1900 U
30	Anthracene	UG/KG	380 U	370 U	58 J	2000 U	1900 U
31	Benzo(a)anthracene	UG/KG	380 U	370 U	440	2000 U	1900 U
32	Benzo(a)pyrene	UG/KG	380 U	370 U	340 J	2000 U	1900 U
33	Benzo(b)fluoranthene	UG/KG	62 GJ	370 U	440	2000 U	1900 U
34	Benzo(g,h,i)perylene	UG/KG	380 U	370 U	320 J	2000 U	1900 U

SVOCs

	SDG:	53906	53906	53906	53906	53906	
	STUDY ID:	PHASE 1	PHASE 1	PHASE 1	PHASE 1	PHASE 1	
	AREA:	SEAD-26	SEAD-26	SEAD-26	SEAD-26	SEAD-26	
	MATRIX:	SOIL	SOIL	SOIL	SOIL	SOIL	
	ANALYSIS METHOD:	NYSDEC-CLP	NYSDEC-CLP	NYSDEC-CLP	NYSDEC-CLP	NYSDEC-CLP	
	SAMP ID:	SB26-6-04	SB26-6-06	SB26-7-00	SB26-7-03	SB26-7-07	
	QC CODE:	SA	SA	SA	SA	SA	
	PARAMETER	UNIT	VALUE Q	VALUE Q	VALUE Q	VALUE Q	VALUE Q
35	Benzo(k)fluoranthene	UG/KG	380 U	370 U	430	2000 U	1900 U
36	Butylbenzylphthalate	UG/KG	380 U	370 U	350 U	2000 U	1900 U
37	Carbazole	UG/KG	380 U	370 U	350 U	2000 U	1900 U
38	Chrysene	UG/KG	45 J	370 U	380	2000 U	1900 U
39	Di-n-butylphthalate	UG/KG	380 U	43 BJ	350 U	2000 U	1900 U
40	Di-n-octylphthalate	UG/KG	380 U	370 U	350 U	2000 U	1900 U
41	Dibenz(a,h)anthracene	UG/KG	380 U	370 U	120 J	2000 U	1900 U
42	Dibenzofuran	UG/KG	380 U	370 U	350 U	520 J	1900 U
43	Diethylphthalate	UG/KG	380 U	370 U	350 U	2000 U	1900 U
44	Dimethylphthalate	UG/KG	380 U	370 U	350 U	2000 U	1900 U
45	Fluoranthene	UG/KG	68 J	370 U	700	270 J	1900 U
46	Fluorene	UG/KG	380 U	370 U	350 U	1200 J	870 J
47	Hexachlorobenzene	UG/KG	380 U	370 U	350 U	2000 U	1900 U
48	Hexachlorobutadiene	UG/KG	380 U	370 U	350 U	2000 U	1900 U
49	Hexachlorocyclopentadiene	UG/KG	380 U	370 U	350 U	2000 U	1900 U
50	Hexachloroethane	UG/KG	380 U	370 U	350 U	2000 U	1900 U
51	Indeno(1,2,3-cd)pyrene	UG/KG	380 U	370 U	270 J	2000 U	1900 U
52	Isophorone	UG/KG	380 U	370 U	350 U	2000 U	1900 U
53	N-Nitroso-di-n-propylamine	UG/KG	380 U	370 U	350 U	2000 U	1900 U
54	N-Nitrosodiphenylamine (1)	UG/KG	380 U	370 U	350 U	2000 U	1900 U
55	Naphthalene	UG/KG	380 U	370 U	350 U	850 J	350 J
56	Nitrobenzene	UG/KG	380 U	370 U	350 U	2000 U	1900 U
57	Pentachlorophenol	UG/KG	930 U	910 U	840 U	4800 U	4500 U
58	Phenanthrene	UG/KG	53 J	370 U	250 J	1900 J	1700 J
59	Phenol	UG/KG	380 U	370 U	350 U	2000 U	1900 U
60	Pyrene	UG/KG	73 J	370 U	710	300 J	240 J
61	bis(2-Chloroethoxy) methane	UG/KG	380 U	370 U	350 U	2000 U	1900 U
62	bis(2-Chloroethyl) ether	UG/KG	380 U	370 U	350 U	2000 U	1900 U
63	bis(2-Chloroisooctopyl) ether	UG/KG	380 U	370 U	350 U	2000 U	1900 U
64	bis(2-Ethylhexyl)phthalate	UG/KG	89 BJ	170 BJ	62 BJ	2000 U	200 J

SVOCs

	SDG:	53906	53906	53906	53906	
	STUDY ID:	PHASE 1	PHASE 1	PHASE 1	PHASE 1	
	AREA:	SEAD-26	SEAD-26	SEAD-26	SEAD-26	
	MATRIX:	SOIL	SOIL	SOIL	SOIL	
	ANALYSIS METHOD:	NYSDEC-CLP	NYSDEC-CLP	NYSDEC-CLP	NYSDEC-CLP	
	SAMP ID:	SB26-8-00	SB26-8-04	SB26-8-05	SB26-9-00	
	QC CODE:	SA	SA	SA	SA	
	PARAMETER	UNIT	VALUE Q	VALUE Q	VALUE Q	VALUE Q
1	1,2,4-Trichlorobenzene	UG/KG	350 U	380 U	350 U	1200 U
2	1,2-Dichlorobenzene	UG/KG	350 U	380 U	350 U	1200 U
3	1,3-Dichlorobenzene	UG/KG	350 U	380 U	350 U	1200 U
4	1,4-Dichlorobenzene	UG/KG	350 U	380 U	350 U	1200 U
5	2,4,5-Trichlorophenol	UG/KG	850 U	930 U	850 U	2900 U
6	2,4,6-Trichlorophenol	UG/KG	350 U	380 U	350 U	1200 U
7	2,4-Dichlorophenol	UG/KG	350 U	380 U	350 U	1200 U
8	2,4-Dimethylphenol	UG/KG	350 U	380 U	350 U	1200 U
9	2,4-Dinitrophenol	UG/KG	850 U	930 U	850 U	2900 U
10	2,4-Dinitrotoluene	UG/KG	350 U	380 U	350 U	1200 U
11	2,6-Dinitrotoluene	UG/KG	350 U	380 U	350 U	1200 U
12	2-Chloronaphthalene	UG/KG	350 U	380 U	350 U	1200 U
13	2-Chlorophenol	UG/KG	350 U	380 U	350 U	1200 U
14	2-Methylnaphthalene	UG/KG	350 U	380 U	350 U	1200 U
15	2-Methylphenol	UG/KG	350 U	380 U	350 U	1200 U
16	2-Nitroaniline	UG/KG	850 U	930 U	850 U	2900 U
17	2-Nitrophenol	UG/KG	350 U	380 U	350 U	1200 U
18	3,3'-Dichlorobenzidine	UG/KG	350 U	380 U	350 U	1200 U
19	3-Nitroaniline	UG/KG	850 U	930 U	850 U	2900 U
20	4,6-Dinitro-2-methylphenol	UG/KG	850 U	930 U	850 U	2900 U
21	4-Bromophenyl-phenylether	UG/KG	350 U	380 U	350 U	1200 U
22	4-Chloro-3-methylphenol	UG/KG	350 U	380 U	350 U	1200 U
23	4-Chloroaniline	UG/KG	350 U	380 U	350 U	1200 U
24	4-Chlorophenyl-phenylether	UG/KG	350 U	380 U	350 U	1200 U
25	4-Methylphenol	UG/KG	350 U	380 U	350 U	1200 U
26	4-Nitroaniline	UG/KG	850 U	930 U	850 U	2900 U
27	4-Nitrophenol	UG/KG	850 U	930 U	850 U	2900 U
28	Acenaphthene	UG/KG	350 U	380 U	350 U	540 J
29	Acenaphthylene	UG/KG	350 U	380 U	350 U	1200 U
30	Anthracene	UG/KG	350 U	380 U	350 U	840 J
31	Benzo(a)anthracene	UG/KG	36 J	380 U	350 U	2000
32	Benzo(a)pyrene	UG/KG	37 J	380 U	350 U	2200
33	Benzo(b)fluoranthene	UG/KG	66 GJ	380 U	350 U	4300 G
34	Benzo(g,h,i)perylene	UG/KG	42 J	380 U	350 U	1900

SVOCs

	SDG:	53906	53906	53906	53906	
	STUDY ID:	PHASE 1	PHASE 1	PHASE 1	PHASE 1	
	AREA:	SEAD-26	SEAD-26	SEAD-26	SEAD-26	
	MATRIX:	SOIL	SOIL	SOIL	SOIL	
	ANALYSIS METHOD:	NYSDEC-CLP	NYSDEC-CLP	NYSDEC-CLP	NYSDEC-CLP	
	SAMP ID:	SB26-8-00	SB26-8-04	SB26-8-05	SB26-9-00	
	QC CODE:	SA	SA	SA	SA	
	PARAMETER	UNIT	VALUE Q	VALUE Q	VALUE Q	VALUE Q
35	Benzo(k)fluoranthene	UG/KG	350 U	380 U	350 U	1200 U
36	Butylbenzylphthalate	UG/KG	350 U	380 U	350 U	1200 U
37	Carbazole	UG/KG	350 U	380 U	350 U	610 J
38	Chrysene	UG/KG	39 J	380 U	350 U	2400
39	Di-n-butylphthalate	UG/KG	350 U	380 U	350 U	1200 U
40	Di-n-octylphthalate	UG/KG	350 U	380 U	350 U	1200 U
41	Dibenz(a,h)anthracene	UG/KG	350 U	380 U	350 U	720 J
42	Dibenzofuran	UG/KG	350 U	380 U	350 U	190 J
43	Diethylphthalate	UG/KG	350 U	380 U	350 U	1200 U
44	Dimethylphthalate	UG/KG	350 U	380 U	350 U	1200 U
45	Fluoranthene	UG/KG	64 J	380 U	350 U	5500
46	Fluorene	UG/KG	350 U	380 U	350 U	440 J
47	Hexachlorobenzene	UG/KG	350 U	380 U	350 U	1200 U
48	Hexachlorobutadiene	UG/KG	350 U	380 U	350 U	1200 U
49	Hexachlorocyclopentadiene	UG/KG	350 U	380 U	350 U	1200 U
50	Hexachloroethane	UG/KG	350 U	380 U	350 U	1200 U
51	Indeno(1,2,3-cd)pyrene	UG/KG	350 U	380 U	350 U	1400
52	Isophorone	UG/KG	350 U	380 U	350 U	1200 U
53	N-Nitroso-di-n-propylamine	UG/KG	350 U	380 U	350 U	1200 U
54	N-Nitrosodiphenylamine (1)	UG/KG	350 U	380 U	350 U	1200 U
55	Naphthalene	UG/KG	350 U	380 U	350 U	1200 U
56	Nitrobenzene	UG/KG	350 U	380 U	350 U	1200 U
57	Pentachlorophenol	UG/KG	850 U	930 U	850 U	2900 U
58	Phenanthrene	UG/KG	38 J	380 U	350 U	4000
59	Phenol	UG/KG	350 U	380 U	350 U	1200 U
60	Pyrene	UG/KG	62 J	380 U	350 U	5100
61	bis(2-Chloroethoxy) methane	UG/KG	350 U	380 U	350 U	1200 U
62	bis(2-Chloroethyl) ether	UG/KG	350 U	380 U	350 U	1200 U
63	bis(2-Chloroisooctopyl) ether	UG/KG	350 U	380 U	350 U	1200 U
64	bis(2-Ethylhexyl)phthalate	UG/KG	62 BJ	110 BJ	68 BJ	1200 U

PESTICIDES

SDG:	53906	53906	53906	53906	53906	53906
STUDY ID:	PHASE 1	PHASE 1	PHASE 1	PHASE 1	PHASE 1	PHASE 1
MATRIX:	SOIL	SOIL	SOIL	SOIL	SOIL	SOIL
LAB SAMP. ID:	272293	272293	271801	271802	271803	272291
EPA SAMP. ID:	SB26-5-05MS	SB26-5-05MSD	SB26-10-00	SB26-10-03	SB26-10-04	SB26-5-00
QC CODE:	MS	MSD	SA	SA	SA	SA
% MOISTURE:	16	16	5	16	17	7
% SOLIDS:						

PARAMETER	UNIT	VALUE Q	VALUE Q	VALUE Q	VALUE Q	VALUE Q	VALUE Q
1 4,4'-DDD	UG/KG	3.9 U	3.9 U	5.4 P	3.8 U	4 U	3.5 U
2 4,4'-DDE	UG/KG	3.9 U	3.9 U	4.8 P	3.8 U	4 U	3.5 U
3 4,4'-DDT	UG/KG	36	34	7 P	3.8 U	4 U	2.1 JP
4 Aldrin	UG/KG	17	17	1.8 U	2 U	2 U	1.8 U
5 Aroclor-1016	UG/KG	39 U	39 U	34 U	38 U	40 U	35 U
6 Aroclor-1221	UG/KG	80 U	80 U	69 U	77 U	80 U	72 U
7 Aroclor-1232	UG/KG	39 U	39 U	34 U	38 U	40 U	35 U
8 Aroclor-1242	UG/KG	39 U	39 U	34 U	38 U	40 U	35 U
9 Aroclor-1248	UG/KG	39 U	39 U	34 U	38 U	40 U	35 U
10 Aroclor-1254	UG/KG	39 U	39 U	34 U	38 U	40 U	35 U
11 Aroclor-1260	UG/KG	39 U	39 U	34 U	38 U	40 U	35 U
12 Dieldrin	UG/KG	34	33	3.4 U	3.8 U	4 U	3.5 U
13 Endosulfan I	UG/KG	2 U	2 U	1.8 U	2 U	2 U	1.8 U
14 Endosulfan II	UG/KG	3.9 U	3.9 U	5.7 P	3.8 U	4 U	3.5 J
15 Endosulfan sulfate	UG/KG	3.9 U	3.9 U	5.4 P	3.8 U	4 U	3.8 P
16 Endrin	UG/KG	38	35	3.4 U	3.8 U	4 U	3.5 U
17 Endrin aldehyde	UG/KG	3.9 U	3.9 U	3.4 U	2.2 JP	2.2 JP	2.1 JP
18 Endrin ketone	UG/KG	3.9 U	3.9 U	3.4 U	3.8 U	4 U	3.5 U
19 Heptachlor	UG/KG	17	17	1.8 U	2 U	2 U	1.8 U
20 Heptachlor epoxide	UG/KG	2 U	2 U	1.4 JP	2 U	2 U	1.8 U
21 Methoxychlor	UG/KG	20 U	20 U	18 U	20 U	20 U	18 U
22 Toxaphene	UG/KG	200 U	200 U	180 U	200 U	200 U	180 U
23 alpha-BHC	UG/KG	2 U	2 U	1.8 U	2 U	2 U	1.8 U
24 alpha-Chlordane	UG/KG	2 U	2 U	1.8 U	2 U	2 U	1.8 U
25 beta-BHC	UG/KG	2 U	2 U	1.8 U	2 U	2 U	1.8 U
26 delta-BHC	UG/KG	2 U	2 U	1.8 U	2 U	2 U	1.8 U
27 gamma-BHC (Lindane)	UG/KG	17	16	1.8 U	2 U	2 U	1.8 U
28 gamma-Chlordane	UG/KG	2 U	2 U	1.8 U	2 U	2 U	1.8 U

PESTICIDES

	SDG:	53906	53906	53906	53906	53906	53906
	STUDY ID:	PHASE 1	PHASE 1	PHASE 1	PHASE 1	PHASE 1	PHASE 1
	MATRIX:	SOIL	SOIL	SOIL	SOIL	SOIL	SOIL
	LAB SAMP. ID:	272292	272293	272141	272142	272143	272144
	EPA SAMP. ID:	SB26-5-03	SB26-5-05	SB26-6-00	SB26-6-04	SB26-6-06	SB26-7-00
	QC CODE:	SA	SA	SA	SA	SA	SA
	% MOISTURE:	15	16	9	14	12	5
	% SOLIDS:						
PARAMETER	UNIT	VALUE Q	VALUE Q	VALUE Q	VALUE Q	VALUE Q	VALUE Q
1 4,4'-DDD	UG/KG	3.9 U	3.9 U	2 JP	3.8 U	3.7 U	3.5 U
2 4,4'-DDE	UG/KG	3.9 U	3.9 U	3.6 U	3.8 U	3.7 U	3.5 U
3 4,4'-DDT	UG/KG	3.9 U	3.9 U	3.6 U	3.8 U	3.7 U	5.8 P
4 Aldrin	UG/KG	2 U	2 U	1.9 U	2 U	1.9 U	1.8 U
5 Aroclor-1016	UG/KG	39 U	39 U	36 U	38 U	37 U	35 U
6 Aroclor-1221	UG/KG	79 U	80 U	73 U	78 U	76 U	71 U
7 Aroclor-1232	UG/KG	39 U	39 U	36 U	38 U	37 U	35 U
8 Aroclor-1242	UG/KG	39 U	39 U	36 U	38 U	37 U	35 U
9 Aroclor-1248	UG/KG	39 U	39 U	36 U	38 U	37 U	35 U
10 Aroclor-1254	UG/KG	39 U	39 U	36 U	38 U	37 U	35 U
11 Aroclor-1260	UG/KG	39 U	39 U	36 U	38 U	37 U	35 U
12 Dieldrin	UG/KG	3.9 U	3.9 U	3.6 U	3.8 U	3.7 U	3.5 U
13 Endosulfan I	UG/KG	2 U	2 U	1.2 JP	2 U	1.9 U	1.8 U
14 Endosulfan II	UG/KG	3.9 U	3.9 U	0.59 JP	3.8 U	3.7 U	2.8 JP
15 Endosulfan sulfate	UG/KG	3.9 U	3.9 U	4.8	3.8 U	3.7 U	7 P
16 Endrin	UG/KG	3.9 U	3.9 U	3.6 U	3.8 U	3.7 U	8
17 Endrin aldehyde	UG/KG	10 P	3.9 U	5.3 BP	3.8 U	3.7 U	9.7 BP
18 Endrin ketone	UG/KG	3.9 U	3.9 U	3.6 U	3.8 U	3.7 U	13
19 Heptachlor	UG/KG	2 U	2 U	1.9 U	2 U	1.9 U	1.8 U
20 Heptachlor epoxide	UG/KG	2 U	2 U	1.2 JP	2 U	1.9 U	1.8 U
21 Methoxychlor	UG/KG	20 U	20 U	19 U	20 U	19 U	18 U
22 Toxaphene	UG/KG	200 U	200 U	190 U	200 U	190 U	180 U
23 alpha-BHC	UG/KG	2 U	2 U	1.9 U	2 U	1.9 U	1.8 U
24 alpha-Chlordane	UG/KG	2 U	2 U	1.9 U	2 U	1.9 U	1.8 U
25 beta-BHC	UG/KG	2 U	2 U	1.9 U	2 U	1.9 U	1.8 U
26 delta-BHC	UG/KG	2 U	2 U	1.9 U	2 U	1.9 U	1.8 U
27 gamma-BHC (Lindane)	UG/KG	2 U	2 U	1.9 U	2 U	1.9 U	1.8 U
28 gamma-Chlordane	UG/KG	2 U	2 U	1.9 U	2 U	1.9 U	1.8 U

PESTICIDES

SDG:	53906	53906	53906	53906	53906	53906
STUDY ID:	PHASE 1	PHASE 1	PHASE 1	PHASE 1	PHASE 1	PHASE 1
MATRIX:	SOIL	SOIL	SOIL	SOIL	SOIL	SOIL
LAB SAMP. ID:	272145	272294	272079	272082	272083	272296
EPA SAMP. ID:	SB26-7-03	SB26-7-07	SB26-8-00	SB26-8-04	SB26-8-05	SB26-9-00
QC CODE:	SA	SA	SA	SA	SA	SA
% MOISTURE:	17	12	6	14	6	9
% SOLIDS:						

PARAMETER	UNIT	VALUE Q	VALUE Q	VALUE Q	VALUE Q	VALUE Q	VALUE Q
1 4,4'-DDD	UG/KG	4 U	3.7 U	3.5 U	3.8 U	3.5 U	3.3 J
2 4,4'-DDE	UG/KG	4 U	3.7 U	2.8 J	3.8 U	3.5 U	8.3 P
3 4,4'-DDT	UG/KG	4 U	3.7 U	1.8 JP	3.8 U	3.5 U	5
4 Aldrin	UG/KG	2 U	1.9 U	1.8 U	2 U	1.8 U	1.9 U
5 Aroclor-I016	UG/KG	40 U	37 U	35 U	38 U	35 U	36 U
6 Aroclor-1221	UG/KG	81 U	76 U	71 U	78 U	71 U	74 U
7 Aroclor-1232	UG/KG	40 U	37 U	35 U	38 U	35 U	36 U
8 Aroclor-1242	UG/KG	40 U	37 U	35 U	38 U	35 U	36 U
9 Aroclor-1248	UG/KG	40 U	37 U	35 U	38 U	35 U	36 U
10 Aroclor-1254	UG/KG	40 U	37 U	35 U	38 U	35 U	36 U
11 Aroclor-1260	UG/KG	40 U	37 U	35 U	38 U	35 U	36 U
12 Dieldrin	UG/KG	4 U	3.7 U	3.5 U	3.8 U	3.5 U	3.6 U
13 Endosulfan I	UG/KG	2 U	1.9 U	0.22 JP	2 U	1.8 U	1.9 U
14 Endosulfan II	UG/KG	4 U	3.7 U	3.5 U	3.8 U	3.5 U	3.6 U
15 Endosulfan sulfate	UG/KG	4 U	2.6 JP	3.5 U	3.8 U	3.5 U	5.9 P
16 Endrin	UG/KG	4 U	3.7 U	3.5 U	3.8 U	3.5 U	3.6 U
17 Endrin aldehyde	UG/KG	5 PB	3.7 U	3.5 U	3.8 U	3.5 U	8.7 P
18 Endrin ketone	UG/KG	4 U	3.7 U	3.5 U	3.8 U	3.5 U	3.6 U
19 Heptachlor	UG/KG	2 U	1.9 U	1.8 U	2 U	1.8 U	1.9 U
20 Heptachlor epoxide	UG/KG	2 U	1.9 U	1.8 U	2 U	1.8 U	1.9 U
21 Methoxychlor	UG/KG	20 U	19 U	18 U	20 U	18 U	19 U
22 Toxaphene	UG/KG	200 U	190 U	180 U	200 U	180 U	190 U
23 alpha-BHC	UG/KG	2 U	1.9 U	1.8 U	2 U	1.8 U	1.9 U
24 alpha-Chlordane	UG/KG	2 U	1.9 U	1.8 U	2 U	1.8 U	1.9 U
25 beta-BHC	UG/KG	2 U	1.9 U	1.8 U	2 U	1.8 U	1.9 U
26 delta-BHC	UG/KG	2 U	1.9 U	1.8 U	2 U	1.8 U	1.9 U
27 gamma-BHC (Lindane)	UG/KG	2 U	1.9 U	1.8 U	2 U	1.8 U	1.9 U
28 gamma-Chlordane	UG/KG	2 U	1.9 U	1.8 U	2 U	1.8 U	1.9 U

METALS

SDG:	53906	53906	53906	53906	53906
STUDY ID:	PHASE 1	PHASE 1	PHASE 1	PHASE 1	PHASE 1
MATRIX:	SOIL	SOIL	SOIL	SOIL	SOIL
LAB SAMP. ID:	271801	271802	271803	272291	272292
EPA SAMP. ID:	SB26-10-00	SB26-10-03	SB26-10-04	SB26-5-00	SB26-5-03
QC CODE:	SA	SA	SA	SA	SA
% MOISTURE:					
% SOLIDS:	95.3	83.9	82.9	93.5	84.9

PARAMETER	UNIT	VALUE Q	VALUE Q	VALUE Q	VALUE Q	VALUE Q
PARAMETER	UNIT	VALUE Q	VALUE Q	VALUE Q	VALUE Q	VALUE Q
1 Aluminium	MG/K	6380	11400	15300	10300	13700
2 Antimony	MG/K	0.51 B	0.7 B	0.49 B	0.76 B	0.62 B
3 Arsenic	MG/K	4.2	7.8	5.9	6.8	6
4 Barium	MG/K	49.6	144	64.8	54.5	67.7
5 Beryllium	MG/K	0.45 B	0.73 B	0.67 B	0.51 B	0.72 B
6 Cadmium	MG/K	0.05 U	0.49 B	0.04 U	0.05 U	0.06 U
7 Calcium	MG/K	58000 *	29900 *	10400 *	52800 *	9780 *
8 Chromium	MG/K	13.8	23.7	21.9	18.5	20.4
9 Cobalt	MG/K	8.2	11.9	11.3	11.5	12.5
10 Copper	MG/K	17.2	20.3	26	20.5	28.4
11 Cyanide	MG/K	0.52 U	0.59 U	0.57 U	0.53 U	0.48 U
12 Iron	MG/K	18700	28400	29500	24700	26300
13 Lead	MG/K	14.7	516	276	22.4	14.6
14 Magnesium	MG/K	7210	8470	5220	7530	5960
15 Manganese	MG/K	430	653	391	577	494
16 Mercury	MG/K	0.03 B	0.09 B	0.05 B	0.04 B	0.05 B
17 Nickel	MG/K	23.9	30.5	34.7	31	30.8
18 Potassium	MG/K	1010	2230	1690	1240	1390
19 Selenium	MG/K	0.66 U	0.78 B	1.1 N	0.68 B	0.73 U
20 Silver	MG/K	0.14 U	0.15 U	0.11 U	0.12 U	0.16 U
21 Sodium	MG/K	41.2 B	62.3 B	48.7 B	64.6 B	39.6 U
22 Thallium	MG/K	0.77 B	1 B	0.85 B	0.46 U	0.59 U
23 Vanadium	MG/K	14.2	25.1	21	15.8	22.2
24 Zinc	MG/K	77.7 N	379 N	127 N	88.5 N	105 N

METALS

SDG:	53906	53906	53906	53906	53906
STUDY ID:	PHASE 1	PHASE 1	PHASE 1	PHASE 1	PHASE 1
MATRIX:	SOIL	SOIL	SOIL	SOIL	SOIL
LAB SAMP. ID:	272293	272141	272142	272143	272144
EPA SAMP. ID:	SB26-5-05	SB26-6-00	SB26-6-04	SB26-6-06	SB26-7-00
QC CODE:	SA	SA	SA	SA	SA
% MOISTURE:					
% SOLIDS:	84.1	90.9	86	88.1	94.6

PARAMETER	UNIT	VALUE Q	VALUE Q	VALUE Q	VALUE Q	VALUE Q
PARAMETER	UNIT	VALUE Q	VALUE Q	VALUE Q	VALUE Q	VALUE Q
1 Aluminium	MG/K	16900	8670	14100	13100	6820
2 Antimony	MG/K	0.7 B	0.61 B	0.76 B	0.57 B	0.79 B
3 Arsenic	MG/K	6.7	4.8	5.7	5.2	7.6
4 Barium	MG/K	56.5	52.8	68	57.7	54.9
5 Beryllium	MG/K	0.64 B	0.42 B	0.64 B	0.59 B	0.57 B
6 Cadmium	MG/K	0.06 U	0.1 B	0.06 U	0.05 U	0.05 U
7 Calcium	MG/K	18700 *	161000 *	34600 *	4740 *	86000 *
8 Chromium	MG/K	22.9	14.6	20.9	19.4	19
9 Cobalt	MG/K	13.5	8.6	10.9	10.3	12.8
10 Copper	MG/K	16.4	23.9	21.2	18.9	24.1
11 Cyanide	MG/K	0.55 U	0.51 U	0.56 U	0.56 U	0.48 U
12 Iron	MG/K	30500	20200	25900	25200	24800
13 Lead	MG/K	12	46.3	10.6	10	101
14 Magnesium	MG/K	6190	9890	8500	4660	10600
15 Manganese	MG/K	606	489	506	448	473
16 Mercury	MG/K	0.05 B	0.02 B	0.03 B	0.07 B	0.02 B
17 Nickel	MG/K	33.2	24.9	31.2	29.8	35.2
18 Potassium	MG/K	1310	1190	1770	1270	1580
19 Selenium	MG/K	0.78 B	0.66 U	0.77 U	0.63 U	0.63 U
20 Silver	MG/K	0.16 U	0.14 U	0.17 U	0.14 U	0.14 U
21 Sodium	MG/K	39.7 U	115 B	46.5 B	33.9 U	114 B
22 Thallium	MG/K	1.4 B	0.53 U	0.77 B	0.7 B	0.79 B
23 Vanadium	MG/K	20.5	13.2	22	19.3	19.1
24 Zinc	MG/K	115 N	89.7 N	85.2 N	95.3 N	109 N

METALS


SDG:	53906	53906	53906	53906	53906
STUDY ID:	PHASE 1	PHASE 1	PHASE 1	PHASE 1	PHASE 1
MATRIX:	SOIL	SOIL	SOIL	SOIL	SOIL
LAB SAMP. ID:	272145	272294	272079	272082	272083
EPA SAMP. ID:	SB26-7-03	SB26-7-07	SB26-8-00	SB26-8-04	SB26-8-05
QC CODE:	SA	SA	SA	SA	SA
% MOISTURE:					
% SOLIDS:	83.2	88.1	94	86.4	93.7

PARAMETER	UNIT	VALUE Q	VALUE Q	VALUE Q	VALUE Q	VALUE Q
PARAMETER	UNIT	VALUE Q	VALUE Q	VALUE Q	VALUE Q	VALUE Q
1 Aluminium	MG/K	14400	15700	9360	15600	14800
2 Antimony	MG/K	0.69 B	0.54 B	0.44 B	0.5 B	0.45 B
3 Arsenic	MG/K	4.7	10.8	5.6	7.5	5.3
4 Barium	MG/K	48.8	42.9	65.5	112	46.5
5 Beryllium	MG/K	0.58 B	0.51 B	0.45 B	0.86	0.59 B
6 Cadmium	MG/K	0.06 U	0.04 U	0.06 U	0.05 U	0.04 U
7 Calcium	MG/K	5600 *	6320 *	49100 *	4470 *	3290 *
8 Chromium	MG/K	17.4	18.5	16	25	22.1
9 Cobalt	MG/K	12.1	11.4	9.6	17.2	15.9
10 Copper	MG/K	13.6	15.8	11.9	21.8	13.2
11 Cyanide	MG/K	0.56 U	0.56 U	0.52 U	0.5 U	0.53 U
12 Iron	MG/K	24600	25500	22600	33400	31100
13 Lead	MG/K	14.7	8.6	25.8	14.9	9.5
14 Magnesium	MG/K	4420	4630	10500	5380	5530
15 Manganese	MG/K	500	383	529	1260	493
16 Mercury	MG/K	0.03 B	0.01 B	0.06 B	0.05 B	0.03 B
17 Nickel	MG/K	26	28.3	25.3	41.8	35.1
18 Potassium	MG/K	940 B	925	1090	1720	1120
19 Selenium	MG/K	0.73 U	0.61 B	0.69 U	1.1 N	0.55 U
20 Silver	MG/K	0.16 U	0.1 U	0.15 U	0.13 U	0.12 U
21 Sodium	MG/K	39.4 U	30.7 B	87.3 B	33.1 U	29.9 U
22 Thallium	MG/K	0.59 U	0.75 B	0.56 U	0.85 B	0.89 B
23 Vanadium	MG/K	16.3	15.5	14.4	25.8	16.8
24 Zinc	MG/K	66.6 N	68.5 N	63.7 N	66.7 N	60.8 N

METALS

SDG: 53906
 STUDY ID: PHASE 1
 MATRIX: SOIL
 LAB SAMP. ID: 272296
 EPA SAMP. ID: SB26-9-00
 QC CODE: SA
 % MOISTURE:
 % SOLIDS: 90.7

PARAMETER	UNIT	VALUE	Q
PARAMETER	UNIT	VALUE	Q
1 Aluminium	MG/K	10100	
2 Antimony	MG/K	0.45	B
3 Arsenic	MG/K	5.1	
4 Barium	MG/K	56.3	
5 Beryllium	MG/K	0.49	B
6 Cadmium	MG/K	0.05	U
7 Calcium	MG/K	66100	*
8 Chromium	MG/K	17.8	
9 Cobalt	MG/K	11.6	
10 Copper	MG/K	24.8	
11 Cyanide	MG/K	0.52	U
12 Iron	MG/K	22700	
13 Lead	MG/K	21.3	
14 Magnesium	MG/K	7820	
15 Manganese	MG/K	483	
16 Mercury	MG/K	0.03	B
17 Nickel	MG/K	33.3	
18 Potassium	MG/K	930	
19 Selenium	MG/K	0.64	B
20 Silver	MG/K	0.13	U
21 Sodium	MG/K	55.1	B
22 Thallium	MG/K	0.48	U
23 Vanadium	MG/K	14.6	
24 Zinc	MG/K	95.1	N



VOCs

SDG:	54003	54003	54003	54003
STUDY ID:	PHASE 1	PHASE 1	PHASE 1	PHASE 1
MATRIX:	WATER	WATER	WATER	WATER
LAB SAMP. ID:	273736	272278	272568	272569
EPA SAMP. ID:	SD25-6R	SB25-7-00RNS	TB92695	TB92795
QC CODE:	FB	SA	TB	TB
% MOISTURE:	0	0	0	0
% SOLIDS:				

PARAMETER	UNIT	VALUE Q	VALUE Q	VALUE Q	VALUE Q
1 1,1,1-Trichloroethane	UG/L	10 U	10 U	10 U	10 U
2 1,1,2,2-Tetrachloroethane	UG/L	10 U	10 U	10 U	10 U
3 1,1,2-Trichloroethene	UG/L	10 U	10 U	10 U	10 U
4 1,1-Dichloroethane	UG/L	10 U	10 U	10 U	10 U
5 1,1-Dichloroethene	UG/L	10 U	10 U	10 U	10 U
6 1,2-Dichlorooctpane	UG/L	10 U	10 U	10 U	10 U
7 1,2-Dichloroethane	UG/L	10 U	10 U	10 U	10 U
8 1,2-Dichloroethene (total)	UG/L	10 U	10 U	10 U	10 U
9 2-Butanone	UG/L	10 U	10 U	10 U	10 U
10 2-Hexanone	UG/L	10 U	10 U	10 U	10 U
11 4-Methyl-2-Pentanone	UG/L	10 U	10 U	10 U	10 U
12 Acetone	UG/L	10 U	10 U	10 U	10 U
13 Benzene	UG/L	10 U	10 U	10 U	10 U
14 Bromodichloromethane	UG/L	10 U	10 U	10 U	10 U
15 Bromoform	UG/L	10 U	10 U	10 U	10 U
16 Bromomethane	UG/L	10 U	10 U	10 U	10 U
17 Carbon Disulfide	UG/L	10 U	10 U	10 U	10 U
18 Carbon Tetrachloride	UG/L	10 U	10 U	10 U	10 U
19 Chlorobenzene	UG/L	10 U	10 U	10 U	10 U
20 Chloroethane	UG/L	10 U	10 U	10 U	10 U
21 Chloroform	UG/L	10 U	10 U	10 U	10 U
22 Chloromethane	UG/L	10 U	10 U	10 U	10 U
23 Dibromochloromethane	UG/L	10 U	10 U	10 U	10 U
24 Ethylbenzene	UG/L	10 U	10 U	10 U	10 U
25 Methylene Chloride	UG/L	10 U	10 U	10 U	10 U
26 Styrene	UG/L	10 U	10 U	10 U	10 U
27 Tetrachloroethene	UG/L	10 U	10 U	10 U	10 U
28 Toluene	UG/L	10 U	10 U	10 U	10 U
29 Trichloroethene	UG/L	10 U	10 U	10 U	10 U
30 Vinyl Chloride	UG/L	10 U	10 U	10 U	10 U
31 Xylene (total)	UG/L	10 U	10 U	10 U	10 U
32 cis-1,3-Dichlorooctopene	UG/L	10 U	10 U	10 U	10 U
33 trans-1,3-Dichlorooctopene	UG/L	10 U	10 U	10 U	10 U

VOCs

	54003	54003	54003	54003	54003
SDG:	54003	54003	54003	54003	54003
STUDY ID:	PHASE 1	PHASE 1	PHASE 1	PHASE 1	PHASE 1
MATRIX:	SOIL	SOIL	SOIL	SOIL	SOIL
LAB SAMP. ID:	272281	272281	272281	273734	272565
EPA SAMP. ID:	SB25-7-10	SB25-7-10MS	SB25-7-10MSD	SD25-6RE	SB25-10-00
QC CODE:	DU	MS	MSD	RE	SA
% MOISTURE:	13	13	13	20	16
% SOLIDS:					

PARAMETER	UNIT	VALUE Q	VALUE Q	VALUE Q	VALUE Q	VALUE Q
1 1,1,1-Trichloroethane	UG/KG	11 U	11 U	11 U	12 U	12 U
2 1,1,2,2-Tetrachloroethane	UG/KG	11 U	11 U	11 U	12 U	12 U
3 1,1,2-Trichloroethene	UG/KG	11 U	11 U	11 U	12 U	12 U
4 1,1-Dichloroethane	UG/KG	11 U	11 U	11 U	12 U	12 U
5 1,1-Dichloroethene	UG/KG	11 U	59	62	12 U	12 U
6 1,2-Dichlorooctopane	UG/KG	11 U	11 U	11 U	12 U	12 U
7 1,2-Dichloroethane	UG/KG	11 U	11 U	11 U	12 U	12 U
8 1,2-Dichloroethene (total)	UG/KG	11 U	11 U	11 U	12 U	12 U
9 2-Butanone	UG/KG	11 U	11 U	11 U	2 J	12 U
10 2-Hexanone	UG/KG	11 U	11 U	11 U	12 U	12 U
11 4-Methyl-2-Pentanone	UG/KG	11 U	11 U	11 U	12 U	12 U
12 Acetone	UG/KG	11 U	11 U	11 U	5 J	12 U
13 Benzene	UG/KG	11 U	60	60	12 U	12 U
14 Bromodichloromethane	UG/KG	11 U	11 U	11 U	12 U	12 U
15 Bromoform	UG/KG	11 U	11 U	11 U	12 U	12 U
16 Bromomethane	UG/KG	11 U	11 U	11 U	12 U	12 U
17 Carbon Disulfide	UG/KG	11 U	11 U	11 U	12 U	12 U
18 Carbon Tetrachloride	UG/KG	11 U	11 U	11 U	12 U	12 U
19 Chlorobenzene	UG/KG	11 U	60	61	12 U	12 U
20 Chloroethane	UG/KG	11 U	11 U	11 U	12 U	12 U
21 Chloroform	UG/KG	11 U	11 U	11 U	12 U	12 U
22 Chloromethane	UG/KG	11 U	11 U	11 U	12 U	12 U
23 Dibromochloromethane	UG/KG	11 U	11 U	11 U	12 U	12 U
24 Ethylbenzene	UG/KG	11 U	11 U	11 U	12 U	12 U
25 Methylene Chloride	UG/KG	11 U	11 U	11 U	12 U	12 U
26 Styrene	UG/KG	11 U	11 U	11 U	12 U	12 U
27 Tetrachloroethene	UG/KG	11 U	11 U	11 U	12 U	12 U
28 Toluene	UG/KG	11 U	61	62	12 U	12 U
29 Trichloroethene	UG/KG	11 U	59	59	12 U	12 U
30 Vinyl Chloride	UG/KG	11 U	11 U	11 U	12 U	12 U
31 Xylene (total)	UG/KG	11 U	11 U	11 U	12 U	12 U
32 cis-1,3-Dichlorooctopene	UG/KG	11 U	11 U	11 U	12 U	12 U
33 trans-1,3-Dichlorooctopene	UG/KG	11 U	11 U	11 U	12 U	12 U

VOCs

	54003	54003	54003	54003	54003
SDG:	54003	54003	54003	54003	54003
STUDY ID:	PHASE 1	PHASE 1	PHASE 1	PHASE 1	PHASE 1
MATRIX:	SOIL	SOIL	SOIL	SOIL	SOIL
LAB SAMP. ID:	272566	272567	272277	272279	272280
EPA SAMP. ID:	SB25-10-01	SB25-10-02	SB25-7-00	SB25-7-03	SB25-7-04
QC CODE:	SA	SA	SA	SA	SA
% MOISTURE:	11	11	13	7	8
% SOLIDS:					

PARAMETER	UNIT	VALUE Q	VALUE Q	VALUE Q	VALUE Q	VALUE Q
1 1,1,1-Trichloroethane	UG/KG	11 U	11 U	11 U	11 U	11 U
2 1,1,2,2-Tetrachloroethane	UG/KG	11 U	11 U	11 U	11 U	11 U
3 1,1,2-Trichloroethene	UG/KG	11 U	11 U	11 U	11 U	11 U
4 1,1-Dichloroethane	UG/KG	11 U	11 U	11 U	11 U	11 U
5 1,1-Dichloroethene	UG/KG	11 U	11 U	11 U	11 U	11 U
6 1,2-Dichloroethane	UG/KG	11 U	11 U	11 U	11 U	11 U
7 1,2-Dichloroethene	UG/KG	11 U	11 U	11 U	11 U	11 U
8 1,2-Dichloroethene (total)	UG/KG	11 U	11 U	11 U	11 U	11 U
9 2-Butanone	UG/KG	11 U	11 U	11 U	11 U	11 U
10 2-Hexanone	UG/KG	11 U	11 U	11 U	11 U	11 U
11 4-Methyl-2-Pentanone	UG/KG	11 U	11 U	11 U	11 U	11 U
12 Acetone	UG/KG	3 J	11 U	5 J	4 J	11 U
13 Benzene	UG/KG	11 U	11 U	11 U	11 U	11 U
14 Bromodichloromethane	UG/KG	11 U	11 U	11 U	11 U	11 U
15 Bromoform	UG/KG	11 U	11 U	11 U	11 U	11 U
16 Bromomethane	UG/KG	11 U	11 U	11 U	11 U	11 U
17 Carbon Disulfide	UG/KG	11 U	11 U	11 U	11 U	11 U
18 Carbon Tetrachloride	UG/KG	11 U	11 U	11 U	11 U	11 U
19 Chlorobenzene	UG/KG	11 U	11 U	11 U	11 U	11 U
20 Chloroethane	UG/KG	11 U	11 U	11 U	11 U	11 U
21 Chloroform	UG/KG	11 U	11 U	11 U	11 U	11 U
22 Chloromethane	UG/KG	11 U	11 U	11 U	11 U	11 U
23 Dibromochloromethane	UG/KG	11 U	11 U	11 U	11 U	11 U
24 Ethylbenzene	UG/KG	11 U	11 U	11 U	11 U	11 U
25 Methylene Chloride	UG/KG	11 U	11 U	11 U	11 U	11 U
26 Styrene	UG/KG	11 U	11 U	11 U	11 U	11 U
27 Tetrachloroethene	UG/KG	11 U	11 U	11 U	11 U	11 U
28 Toluene	UG/KG	11 U	11 U	11 U	11 U	11 U
29 Trichloroethene	UG/KG	11 U	11 U	11 U	11 U	11 U
30 Vinyl Chloride	UG/KG	11 U	11 U	11 U	11 U	11 U
31 Xylene (total)	UG/KG	2 J	11 U	11 U	11 U	11 U
32 cis-1,3-Dichlorooctopene	UG/KG	11 U	11 U	11 U	11 U	11 U
33 trans-1,3-Dichlorooctopene	UG/KG	11 U	11 U	11 U	11 U	11 U

VOCs

SDG:	54003	54003	54003	54003	54003
STUDY ID:	PHASE 1	PHASE 1	PHASE 1	PHASE 1	PHASE 1
MATRIX:	SOIL	SOIL	SOIL	SOIL	SOIL
LAB SAMP. ID:	272559	272560	272561	272562	272563
EPA SAMP. ID:	SB25-8-00	SB25-8-01	SB25-8-02	SB25-9-00	SB25-9-01
QC CODE:	SA	SA	SA	SA	SA
% MOISTURE:	18	12	8	14	11
% SOLIDS:					

PARAMETER	UNIT	VALUE Q	VALUE Q	VALUE Q	VALUE Q	VALUE Q
1 1,1,1-Trichloroethane	UG/KG	12 U	11 U	11 U	12 U	11 U
2 1,1,2,2-Tetrachloroethane	UG/KG	12 U	11 U	11 U	12 U	11 U
3 1,1,2-Trichloroethene	UG/KG	12 U	11 U	11 U	12 U	11 U
4 1,1-Dichloroethane	UG/KG	12 U	11 U	11 U	12 U	11 U
5 1,1-Dichloroethene	UG/KG	12 U	11 U	11 U	12 U	11 U
6 1,2-Dichloroethane	UG/KG	12 U	11 U	11 U	12 U	11 U
7 1,2-Dichloroethene	UG/KG	12 U	11 U	11 U	12 U	11 U
8 1,2-Dichloroethene (total)	UG/KG	12 U	11 U	11 U	12 U	11 U
9 2-Butanone	UG/KG	12 U	11 U	11 U	12 U	11 U
10 2-Hexanone	UG/KG	12 U	11 U	11 U	12 U	11 U
11 4-Methyl-2-Pentanone	UG/KG	12 U	11 U	11 U	12 U	11 U
12 Acetone	UG/KG	5 J	6 J	4 J	3 J	11 U
13 Benzene	UG/KG	12 U	11 U	11 U	12 U	11 U
14 Bromodichloromethane	UG/KG	12 U	11 U	11 U	12 U	11 U
15 Bromoform	UG/KG	12 U	11 U	11 U	12 U	11 U
16 Bromomethane	UG/KG	12 U	11 U	11 U	12 U	11 U
17 Carbon Disulfide	UG/KG	12 U	11 U	11 U	12 U	11 U
18 Carbon Tetrachloride	UG/KG	12 U	11 U	11 U	12 U	11 U
19 Chlorobenzene	UG/KG	12 U	11 U	11 U	12 U	11 U
20 Chloroethane	UG/KG	12 U	11 U	11 U	12 U	11 U
21 Chloroform	UG/KG	12 U	11 U	11 U	12 U	11 U
22 Chloromethane	UG/KG	12 U	11 U	11 U	12 U	11 U
23 Dibromochloromethane	UG/KG	12 U	11 U	11 U	12 U	11 U
24 Ethylbenzene	UG/KG	12 U	11 U	11 U	12 U	11 U
25 Methylene Chloride	UG/KG	12 U	11 U	11 U	12 U	11 U
26 Styrene	UG/KG	12 U	11 U	11 U	12 U	11 U
27 Tetrachloroethene	UG/KG	12 U	11 U	11 U	12 U	11 U
28 Toluene	UG/KG	12 U	11 U	11 U	12 U	11 U
29 Trichloroethene	UG/KG	12 U	11 U	11 U	12 U	11 U
30 Vinyl Chloride	UG/KG	12 U	11 U	11 U	12 U	11 U
31 Xylene (total)	UG/KG	12 U	11 U	11 U	12 U	11 U
32 cis-1,3-Dichloroethene	UG/KG	12 U	11 U	11 U	12 U	11 U
33 trans-1,3-Dichloroethene	UG/KG	12 U	11 U	11 U	12 U	11 U

VOCs

	SDG:	54003	54003	54003	54003	54003
STUDY ID:		PHASE 1	PHASE 1	PHASE 1	PHASE 1	PHASE 1
MATRIX:		SOIL	SOIL	SOIL	SOIL	SOIL
LAB SAMP. ID:		272564	273484	273488	273735	273485
EPA SAMP. ID:		SB25-9-02	SD25-1	SD25-10	SD25-15	SD25-2
QC CODE:		SA	SA	SA	SA	SA
% MOISTURE:		8	27	20	25	29
% SOLIDS:						

PARAMETER	UNIT	VALUE Q	VALUE Q	VALUE Q	VALUE Q	VALUE Q
1 1,1,1-Trichloroethane	UG/KG	11 U	14 U	12 U	13 U	14 U
2 1,1,2,2-Tetrachloroethane	UG/KG	11 U	14 U	12 U	13 U	14 U
3 1,1,2-Trichloroethane	UG/KG	11 U	14 U	12 U	13 U	14 U
4 1,1-Dichloroethane	UG/KG	11 U	14 U	12 U	13 U	14 U
5 1,1-Dichloroethene	UG/KG	11 U	14 U	12 U	13 U	14 U
6 1,2-Dichlorooctopane	UG/KG	11 U	14 U	12 U	13 U	14 U
7 1,2-Dichloroethane	UG/KG	11 U	14 U	12 U	13 U	14 U
8 1,2-Dichloroethene (total)	UG/KG	11 U	14 U	12 U	13 U	14 U
9 2-Butanone	UG/KG	11 U	14 U	12 U	13 U	14 U
10 2-Hexanone	UG/KG	11 U	14 U	12 U	13 U	14 U
11 4-Methyl-2-Pentanone	UG/KG	11 U	14 U	12 U	13 U	14 U
12 Acetone	UG/KG	11 U	7 J	12 U	13 U	8 J
13 Benzene	UG/KG	11 U	14 U	12 U	13 U	14 U
14 Bromodichloromethane	UG/KG	11 U	14 U	12 U	13 U	14 U
15 Bromoform	UG/KG	11 U	14 U	12 U	13 U	14 U
16 Bromomethane	UG/KG	11 U	14 U	12 U	13 U	14 U
17 Carbon Disulfide	UG/KG	11 U	14 U	12 U	13 U	14 U
18 Carbon Tetrachloride	UG/KG	11 U	14 U	12 U	13 U	14 U
19 Chlorobenzene	UG/KG	11 U	14 U	12 U	13 U	14 U
20 Chloroethane	UG/KG	11 U	14 U	12 U	13 U	14 U
21 Chloroform	UG/KG	11 U	14 U	12 U	13 U	14 U
22 Chloromethane	UG/KG	11 U	14 U	12 U	13 U	14 U
23 Dibromochloromethane	UG/KG	11 U	14 U	12 U	13 U	14 U
24 Ethylbenzene	UG/KG	11 U	14 U	12 U	13 U	14 U
25 Methylene Chloride	UG/KG	11 U	14 U	12 U	13 U	14 U
26 Styrene	UG/KG	11 U	14 U	12 U	13 U	14 U
27 Tetrachloroethene	UG/KG	11 U	14 U	12 U	13 U	14 U
28 Toluene	UG/KG	11 U	14 U	12 U	13 U	14 U
29 Trichloroethene	UG/KG	11 U	14 U	12 U	13 U	14 U
30 Vinyl Chloride	UG/KG	11 U	14 U	12 U	13 U	14 U
31 Xylene (total)	UG/KG	11 U	14 U	12 U	13 U	14 U
32 cis-1,3-Dichlorooctopene	UG/KG	11 U	14 U	12 U	13 U	14 U
33 trans-1,3-Dichlorooctopene	UG/KG	11 U	14 U	12 U	13 U	14 U

VOCs

SDG:	54003	54003	54003
STUDY ID:	PHASE 1	PHASE 1	PHASE 1
MATRIX:	SOIL	SOIL	SOIL
LAB SAMP. ID:	273486	273487	273734
EPA SAMP. ID:	SD25-4	SD25-5	SD25-6
QC CODE:	SA	SA	SA
% MOISTURE:	32	35	20
% SOLIDS:			

PARAMETER	UNIT	VALUE Q	VALUE Q	VALUE Q
1 1,1,1-Trichloroethane	UG/KG	15 U	15 U	12 U
2 1,1,2,2-Tetrachloroethane	UG/KG	15 U	15 U	12 U
3 1,1,2-Trichloroethene	UG/KG	15 U	15 U	12 U
4 1,1-Dichloroethane	UG/KG	15 U	15 U	12 U
5 1,1-Dichloroethene	UG/KG	15 U	15 U	12 U
6 1,2-Dichlorooctopane	UG/KG	15 U	15 U	12 U
7 1,2-Dichloroethane	UG/KG	15 U	15 U	12 U
8 1,2-Dichloroethene (total)	UG/KG	15 U	15 U	12 U
9 2-Butanone	UG/KG	15 U	15 U	2 J
10 2-Hexanone	UG/KG	15 U	15 U	12 U
11 4-Methyl-2-Pentanone	UG/KG	15 U	15 U	12 U
12 Acetone	UG/KG	5 J	15 U	12 U
13 Benzene	UG/KG	15 U	15 U	12 U
14 Bromodichloromethane	UG/KG	15 U	15 U	12 U
15 Bromoform	UG/KG	15 U	15 U	12 U
16 Bromomethane	UG/KG	15 U	15 U	12 U
17 Carbon Disulfide	UG/KG	15 U	15 U	12 U
18 Carbon Tetrachloride	UG/KG	15 U	15 U	12 U
19 Chlorobenzene	UG/KG	15 U	15 U	12 U
20 Chloroethane	UG/KG	15 U	15 U	12 U
21 Chloroform	UG/KG	15 U	15 U	12 U
22 Chloromethane	UG/KG	15 U	15 U	12 U
23 Dibromochloromethane	UG/KG	15 U	15 U	12 U
24 Ethylbenzene	UG/KG	15 U	15 U	12 U
25 Methylene Chloride	UG/KG	15 U	15 U	12 U
26 Styrene	UG/KG	15 U	15 U	12 U
27 Tetrachloroethene	UG/KG	15 U	15 U	12 U
28 Toluene	UG/KG	15 U	15 U	12 U
29 Trichloroethene	UG/KG	15 U	15 U	12 U
30 Vinyl Chloride	UG/KG	15 U	15 U	12 U
31 Xylene (total)	UG/KG	15 U	15 U	12 U
32 cis-1,3-Dichlorooctopene	UG/KG	15 U	15 U	12 U
33 trans-1,3-Dichlorooctopene	UG/KG	15 U	15 U	12 U

SDG:	54003	54003
STUDY ID:	PHASE 1	PHASE 1
MATRIX:	WATER	WATER
LAB SAMP. ID:	273736	272278
EPA SAMP. ID:	SD25-6R	SB25-7-00RNS
QC CODE:	FB	SA
% MOISTURE:		
% SOLIDS:		

	PARAMETER	UNIT	VALUE	Q	VALUE	Q
1	1,2,4-Trichlorobenzene	UG/L	13	U	11	U
2	1,2-Dichlorobenzene	UG/L	13	U	11	U
3	1,3-Dichlorobenzene	UG/L	13	U	11	U
4	1,4-Dichlorobenzene	UG/L	13	U	11	U
5	2,4,5-Trichlorophenol	UG/L	33	U	26	U
6	2,4,6-Trichlorophenol	UG/L	13	U	11	U
7	2,4-Dichlorophenol	UG/L	13	U	11	U
8	2,4-Dimethylphenol	UG/L	13	U	11	U
9	2,4-Dinitrophenol	UG/L	33	U	26	U
10	2,4-Dinitrotoluene	UG/L	13	U	11	U
11	2,6-Dinitrotoluene	UG/L	13	U	11	U
12	2-Chloronaphthalene	UG/L	13	U	11	U
13	2-Chlorophenol	UG/L	13	U	11	U
14	2-Methylnaphthalene	UG/L	13	U	11	U
15	2-Methylphenol	UG/L	13	U	11	U
16	2-Nitroaniline	UG/L	33	U	26	U
17	2-Nitrophenol	UG/L	13	U	11	U
18	3,3'-Dichlorobenzidine	UG/L	13	U	11	U
19	3-Nitroaniline	UG/L	33	U	26	U
20	4,6-Dinitro-2-methylphenol	UG/L	33	U	26	U
21	4-Bromophenyl-phenylether	UG/L	13	U	11	U
22	4-Chloro-3-methylphenol	UG/L	13	U	11	U
23	4-Chloroaniline	UG/L	13	U	11	U
24	4-Chlorophenyl-phenylether	UG/L	13	U	11	U
25	4-Methylphenol	UG/L	13	U	11	U
26	4-Nitroaniline	UG/L	33	U	26	U
27	4-Nitrophenol	UG/L	33	U	26	U
28	Acenaphthene	UG/L	13	U	11	U
29	Acenaphthylene	UG/L	13	U	11	U
30	Anthracene	UG/L	13	U	11	U
31	Benzo(a)anthracene	UG/L	13	U	11	U
32	Benzo(a)pyrene	UG/L	13	U	11	U
33	Benzo(b)fluoranthene	UG/L	13	U	11	U
34	Benzo(g,h,i)perylene	UG/L	13	U	11	U

SDG:	54003	54003
STUDY ID:	PHASE 1	PHASE 1
MATRIX:	WATER	WATER
LAB SAMP. ID:	273736	272278
EPA SAMP. ID:	SD25-6R	SB25-7-00RNS
QC CODE:	FB	SA
% MOISTURE:		
% SOLIDS:		

PARAMETER	UNIT	VALUE Q	VALUE Q
35 Butylbenzylphthalate	UG/L	13 U	11 U
36 Carbazole	UG/L	13 U	11 U
37 Chrysene	UG/L	13 U	11 U
38 Di-n-butylphthalate	UG/L	13 U	11 U
39 Di-n-oprylphthalate	UG/L	13 U	11 U
40 Dibenz(a,h)anthracene	UG/L	13 U	11 U
41 Dibenzofuran	UG/L	13 U	11 U
42 Diethylphthalate	UG/L	13 U	11 U
43 Dimethylphthalate	UG/L	13 U	11 U
44 Fluoranthene	UG/L	13 U	11 U
45 Fluorene	UG/L	13 U	11 U
46 Hexachlorobenzene	UG/L	13 U	11 U
47 Hexachlorobutadiene	UG/L	13 U	11 U
48 Hexachlorocyclopentadiene	UG/L	13 U	11 U
49 Hexachloroethane	UG/L	13 U	11 U
50 Indeno(1,2,3-cd)pyrene	UG/L	13 U	11 U
51 Isophorone	UG/L	13 U	11 U
52 N-Nitroso-di-n-ctopylamine	UG/L	13 U	11 U
53 N-Nitrosodiphenylamine (1)	UG/L	13 U	11 U
54 Naphthalene	UG/L	13 U	11 U
55 Nitrobenzene	UG/L	13 U	11 U
56 Pentachlorophenol	UG/L	33 U	26 U
57 Phenanthrene	UG/L	13 U	11 U
58 Phenol	UG/L	13 U	11 U
59 Pyrene	UG/L	13 U	11 U
60 benzo(k)fluoranthene	UG/L	13 U	11 U
61 bis(2-Chloroethoxy) methane	UG/L	13 U	11 U
62 bis(2-Chloroethyl) ether	UG/L	13 U	11 U
63 bis(2-Chloroisooctopyl) ether	UG/L	13 U	11 U
64 bis(2-Ethylhexyl)phthalate	UG/L	16 B	2 J

SDG:	54003	54003	54003	54003
STUDY ID:	PHASE 1	PHASE 1	PHASE 1	PHASE 1
MATRIX:	SOIL	SOIL	SOIL	SOIL
LAB SAMP. ID:	272281	272281	272281	272565
EPA SAMP. ID:	SB25-7-10	SB25-7-10MS	SB25-7-10MSD	SB25-10-00
QC CODE:	DU	MS	MSD	SA
% MOISTURE:	13	13	13	19
% SOLIDS:				

	PARAMETER	UNIT	VALUE Q	VALUE Q	VALUE Q	VALUE Q
1	1,2,4-Trichlorobenzene	UG/KG	380 U	1600	1400	400 U
2	1,2-Dichlorobenzene	UG/KG	380 U	380 U	380 U	400 U
3	1,3-Dichlorobenzene	UG/KG	380 U	380 U	380 U	400 U
4	1,4-Dichlorobenzene	UG/KG	380 U	1400	1200	400 U
5	2,4,5-Trichlorophenol	UG/KG	920 U	920 U	920 U	980 U
6	2,4,6-Trichlorophenol	UG/KG	380 U	380 U	380 U	400 U
7	2,4-Dichlorophenol	UG/KG	380 U	380 U	380 U	400 U
8	2,4-Dimethylphenol	UG/KG	380 U	380 U	380 U	400 U
9	2,4-Dinitrophenol	UG/KG	920 U	920 U	920 U	980 U
10	2,4-Dinitrotoluene	UG/KG	380 U	1600	1300	400 U
11	2,6-Dinitrotoluene	UG/KG	380 U	380 U	380 U	400 U
12	2-Chloronaphthalene	UG/KG	380 U	380 U	380 U	400 U
13	2-Chlorophenol	UG/KG	380 U	2200	2000	400 U
14	2-Methylnaphthalene	UG/KG	380 U	380 U	380 U	400 U
15	2-Methylphenol	UG/KG	380 U	380 U	380 U	400 U
16	2-Nitroaniline	UG/KG	920 U	920 U	920 U	980 U
17	2-Nitrophenol	UG/KG	380 U	380 U	380 U	400 U
18	3,3'-Dichlorobenzidine	UG/KG	380 U	380 U	380 U	400 U
19	3-Nitroaniline	UG/KG	920 U	920 U	920 U	980 U
20	4,6-Dinitro-2-methylphenol	UG/KG	920 U	920 U	920 U	980 U
21	4-Bromophenyl-phenylether	UG/KG	380 U	380 U	380 U	400 U
22	4-Chloro-3-methylphenol	UG/KG	380 U	2700	2300	400 U
23	4-Chloroaniline	UG/KG	380 U	380 U	380 U	400 U
24	4-Chlorophenyl-phenylether	UG/KG	380 U	380 U	380 U	400 U
25	4-Methylphenol	UG/KG	380 U	380 U	380 U	400 U
26	4-Nitroaniline	UG/KG	920 U	920 U	920 U	980 U
27	4-Nitrophenol	UG/KG	920 U	2300	1900	980 U
28	Acenaphthene	UG/KG	380 U	1500	1300	400 U
29	Acenaphthylene	UG/KG	380 U	380 U	380 U	400 U
30	Anthracene	UG/KG	380 U	380 U	380 U	400 U
31	Benzo(a)anthracene	UG/KG	380 U	380 U	380 U	58 J
32	Benzo(a)pyrene	UG/KG	380 U	380 U	380 U	65 J
33	Benzo(b)fluoranthene	UG/KG	380 U	380 U	380 U	69 J
34	Benzo(g,h,i)perylene	UG/KG	380 U	380 U	380 U	400 U

SDG:	54003	54003	54003	54003
STUDY ID:	PHASE 1	PHASE 1	PHASE 1	PHASE 1
MATRIX:	SOIL	SOIL	SOIL	SOIL
LAB SAMP. ID:	272281	272281	272281	272565
EPA SAMP. ID:	SB25-7-10	SB25-7-10MS	SB25-7-10MSD	SB25-10-00
QC CODE:	DU	MS	MSD	SA
% MOISTURE:	13	13	13	19
% SOLIDS:				

PARAMETER	UNIT	VALUE Q	VALUE Q	VALUE Q	VALUE Q
35 Butylbenzylphthalate	UG/KG	380 U	380 U	380 U	400 U
36 Carbazole	UG/KG	380 U	380 U	380 U	400 U
37 Chrysene	UG/KG	380 U	380 U	380 U	82 J
38 Di-n-butylphthalate	UG/KG	380 U	380 U	380 U	45 BJ
39 Di-n-oprylphthalate	UG/KG	380 U	380 U	380 U	400 U
40 Dibenz(a,h)anthracene	UG/KG	380 U	380 U	380 U	400 U
41 Dibenzofuran	UG/KG	380 U	380 U	380 U	400 U
42 Diethylphthalate	UG/KG	380 U	380 U	380 U	400 U
43 Dimethylphthalate	UG/KG	380 U	380 U	380 U	400 U
44 Fluoranthene	UG/KG	380 U	380 U	380 U	160 J
45 Fluorene	UG/KG	380 U	380 U	380 U	400 U
46 Hexachlorobenzene	UG/KG	380 U	380 U	380 U	400 U
47 Hexachlorobutadiene	UG/KG	380 U	380 U	380 U	400 U
48 Hexachlorocyclopentadiene	UG/KG	380 U	380 U	380 U	400 U
49 Hexachloroethane	UG/KG	380 U	380 U	380 U	400 U
50 Indeno(1,2,3-cd)pyrene	UG/KG	380 U	380 U	380 U	400 U
51 Isophorone	UG/KG	380 U	380 U	380 U	400 U
52 N-Nitroso-di-n-ctopylamine	UG/KG	380 U	1500	1400	400 U
53 N-Nitrosodiphenylamine (1)	UG/KG	380 U	380 U	380 U	400 U
54 Naphthalene	UG/KG	380 U	380 U	380 U	400 U
55 Nitrobenzene	UG/KG	380 U	380 U	380 U	400 U
56 Pentachlorophenol	UG/KG	920 U	2600	2300	980 U
57 Phenanthrene	UG/KG	380 U	380 U	380 U	110 J
58 Phenol	UG/KG	380 U	2000	1900	400 U
59 Pyrene	UG/KG	380 U	2000	1800	150 J
60 benzo(k)fluoranthene	UG/KG	380 U	380 U	380 U	74 J
61 bis(2-Chloroethoxy) methane	UG/KG	380 U	380 U	380 U	400 U
62 bis(2-Chloroethyl) ether	UG/KG	380 U	380 U	380 U	400 U
63 bis(2-Chloroisoctopyl) ether	UG/KG	380 U	380 U	380 U	400 U
64 bis(2-Ethylhexyl)phthalate	UG/KG	110 J	91 J	100 J	73 BJ

SDG:	54003	54003	54003	54003	54003
STUDY ID:	PHASE 1	PHASE 1	PHASE 1	PHASE 1	PHASE 1
MATRIX:	SOIL	SOIL	SOIL	SOIL	SOIL
LAB SAMP. ID:	272566	276567	272277	272279	272280
EPA SAMP. ID:	SB25-10-01	SB25-10-02	SB25-7-00	SB25-7-03	SB25-7-04
QC CODE:	SA	SA	SA	SA	SA
% MOISTURE:	12	9	13	6	8
% SOLIDS:					

	PARAMETER	UNIT	VALUE	Q	VALUE	Q	VALUE	Q	VALUE	Q	VALUE	Q
1	1,2,4-Trichlorobenzene	UG/KG	370	U	360	U	380	U	350	U	360	U
2	1,2-Dichlorobenzene	UG/KG	370	U	360	U	380	U	350	U	360	U
3	1,3-Dichlorobenzene	UG/KG	370	U	360	U	380	U	350	U	360	U
4	1,4-Dichlorobenzene	UG/KG	370	U	360	U	380	U	350	U	360	U
5	2,4,5-Trichlorophenol	UG/KG	910	U	880	U	920	U	850	U	870	U
6	2,4,6-Trichlorophenol	UG/KG	370	U	360	U	380	U	350	U	360	U
7	2,4-Dichlorophenol	UG/KG	370	U	360	U	380	U	350	U	360	U
8	2,4-Dimethylphenol	UG/KG	370	U	360	U	380	U	350	U	360	U
9	2,4-Dinitrophenol	UG/KG	910	U	880	U	920	U	850	U	870	U
10	2,4-Dinitrotoluene	UG/KG	370	U	360	U	380	U	350	U	360	U
11	2,6-Dinitrotoluene	UG/KG	370	U	360	U	380	U	350	U	360	U
12	2-Chloronaphthalene	UG/KG	370	U	360	U	380	U	350	U	360	U
13	2-Chlorophenol	UG/KG	370	U	360	U	380	U	350	U	360	U
14	2-Methylnaphthalene	UG/KG	370	U	360	U	380	U	350	U	360	U
15	2-Methylphenol	UG/KG	370	U	360	U	380	U	350	U	360	U
16	2-Nitroaniline	UG/KG	910	U	880	U	920	U	850	U	870	U
17	2-Nitrophenol	UG/KG	370	U	360	U	380	U	350	U	360	U
18	3,3'-Dichlorobenzidine	UG/KG	370	U	360	U	380	U	350	U	360	U
19	3-Nitroaniline	UG/KG	910	U	880	U	920	U	850	U	870	U
20	4,6-Dinitro-2-methylphenol	UG/KG	910	U	880	U	920	U	850	U	870	U
21	4-Bromophenyl-phenylether	UG/KG	370	U	360	U	380	U	350	U	360	U
22	4-Chloro-3-methylphenol	UG/KG	370	U	360	U	380	U	350	U	360	U
23	4-Chloroaniline	UG/KG	370	U	360	U	380	U	350	U	360	U
24	4-Chlorophenyl-phenylether	UG/KG	370	U	360	U	380	U	350	U	360	U
25	4-Methylphenol	UG/KG	370	U	360	U	380	U	350	U	360	U
26	4-Nitroaniline	UG/KG	910	U	880	U	920	U	850	U	870	U
27	4-Nitrophenol	UG/KG	910	U	880	U	920	U	850	U	870	U
28	Acenaphthene	UG/KG	370	U	360	U	380	U	350	U	360	U
29	Acenaphthylene	UG/KG	370	U	360	U	380	U	350	U	360	U
30	Anthracene	UG/KG	370	U	360	U	380	U	350	U	360	U
31	Benzo(a)anthracene	UG/KG	370	U	360	U	380	U	350	U	360	U
32	Benzo(a)pyrene	UG/KG	370	U	360	U	380	U	350	U	360	U
33	Benzo(b)fluoranthene	UG/KG	370	U	360	U	380	U	350	U	360	U
34	Benzo(g,h,i)perylene	UG/KG	370	U	360	U	380	U	350	U	360	U

SDG:	54003	54003	54003	54003	54003
STUDY ID:	PHASE 1	PHASE 1	PHASE 1	PHASE 1	PHASE 1
MATRIX:	SOIL	SOIL	SOIL	SOIL	SOIL
LAB SAMP. ID:	276566	276567	272277	272279	272280
EPA SAMP. ID:	SB25-10-01	SB25-10-02	SB25-7-00	SB25-7-03	SB25-7-04
QC CODE:	SA	SA	SA	SA	SA
% MOISTURE:	12	9	13	6	8
% SOLIDS:					

PARAMETER	UNIT	VALUE Q	VALUE Q	VALUE Q	VALUE Q	VALUE Q
35 Butylbenzylphthalate	UG/KG	370 U	360 U	380 U	350 U	360 U
36 Carbazole	UG/KG	370 U	360 U	380 U	350 U	360 U
37 Chrysene	UG/KG	370 U	360 U	380 U	350 U	360 U
38 Di-n-butylphthalate	UG/KG	370 U	63 BJ	380 U	350 U	360 U
39 Di-n-oprylphthalate	UG/KG	370 U	360 U	380 U	350 U	360 U
40 Dibenz(a,h)anthracene	UG/KG	370 U	360 U	380 U	350 U	360 U
41 Dibenzofuran	UG/KG	370 U	360 U	380 U	350 U	360 U
42 Diethylphthalate	UG/KG	370 U	360 U	380 U	350 U	360 U
43 Dimethylphthalate	UG/KG	370 U	360 U	380 U	350 U	360 U
44 Fluoranthene	UG/KG	370 U	360 U	380 U	350 U	360 U
45 Fluorene	UG/KG	370 U	360 U	380 U	350 U	360 U
46 Hexachlorobenzene	UG/KG	370 U	360 U	380 U	350 U	360 U
47 Hexachlorobutadiene	UG/KG	370 U	360 U	380 U	350 U	360 U
48 Hexachlorocyclopentadiene	UG/KG	370 U	360 U	380 U	350 U	360 U
49 Hexachloroethane	UG/KG	370 U	360 U	380 U	350 U	360 U
50 Indeno(1,2,3-cd)pyrene	UG/KG	370 U	360 U	380 U	350 U	360 U
51 Isophorone	UG/KG	370 U	360 U	380 U	350 U	360 U
52 N-Nitroso-di-n-ctopylamine	UG/KG	370 U	360 U	380 U	350 U	360 U
53 N-Nitrosodiphenylamine (1)	UG/KG	370 U	360 U	380 U	350 U	360 U
54 Naphthalene	UG/KG	370 U	360 U	380 U	350 U	360 U
55 Nitrobenzene	UG/KG	370 U	360 U	380 U	350 U	360 U
56 Pentachlorophenol	UG/KG	910 U	880 U	920 U	850 U	870 U
57 Phenanthrene	UG/KG	370 U	360 U	380 U	350 U	360 U
58 Phenol	UG/KG	370 U	360 U	380 U	350 U	360 U
59 Pyrene	UG/KG	370 U	360 U	380 U	350 U	360 U
60 benzo(k)fluoranthene	UG/KG	370 U	360 U	380 U	350 U	360 U
61 bis(2-Chloroethoxy) methane	UG/KG	370 U	360 U	380 U	350 U	360 U
62 bis(2-Chloroethyl) ether	UG/KG	370 U	360 U	380 U	350 U	360 U
63 bis(2-Chloroisooctyl) ether	UG/KG	370 U	360 U	380 U	350 U	360 U
64 bis(2-Ethylhexyl)phthalate	UG/KG	750 B	170 BJ	85 J	100 J	94 J

SDG:	54003	54003	54003	54003	54003
STUDY ID:	PHASE 1	PHASE 1	PHASE 1	PHASE 1	PHASE 1
MATRIX:	SOIL	SOIL	SOIL	SOIL	SOIL
LAB SAMP. ID:	272559	272560	272561	272562	272563
EPA SAMP. ID:	SB25-8-00	SB25-8-01	SB25-8-02	SB25-9-00	SB25-9-01
QC CODE:	SA	SA	SA	SA	SA
% MOISTURE:	19	12	8	18	12
% SOLIDS:					

	PARAMETER	UNIT	VALUE Q	VALUE Q	VALUE Q	VALUE Q	VALUE Q
1	1,2,4-Trichlorobenzene	UG/KG	400 U	370 U	360 U	400 U	370 U
2	1,2-Dichlorobenzene	UG/KG	400 U	370 U	360 U	400 U	370 U
3	1,3-Dichlorobenzene	UG/KG	400 U	370 U	360 U	400 U	370 U
4	1,4-Dichlorobenzene	UG/KG	400 U	370 U	360 U	400 U	370 U
5	2,4,5-Trichlorophenol	UG/KG	980 U	910 U	870 U	970 U	910 U
6	2,4,6-Trichlorophenol	UG/KG	400 U	370 U	360 U	400 U	370 U
7	2,4-Dichlorophenol	UG/KG	400 U	370 U	360 U	400 U	370 U
8	2,4-Dimethylphenol	UG/KG	400 U	370 U	360 U	400 U	370 U
9	2,4-Dinitrophenol	UG/KG	980 U	910 U	870 U	970 U	910 U
10	2,4-Dinitrotoluene	UG/KG	400 U	370 U	360 U	400 U	370 U
11	2,6-Dinitrotoluene	UG/KG	400 U	370 U	360 U	400 U	370 U
12	2-Chloronaphthalene	UG/KG	400 U	370 U	360 U	400 U	370 U
13	2-Chlorophenol	UG/KG	400 U	370 U	360 U	400 U	370 U
14	2-Methylnaphthalene	UG/KG	400 U	370 U	360 U	400 U	370 U
15	2-Methylphenol	UG/KG	400 U	370 U	360 U	400 U	370 U
16	2-Nitroaniline	UG/KG	980 U	910 U	870 U	970 U	910 U
17	2-Nitrophenol	UG/KG	400 U	370 U	360 U	400 U	370 U
18	3,3'-Dichlorobenzidine	UG/KG	400 U	370 U	360 U	400 U	370 U
19	3-Nitroaniline	UG/KG	980 U	910 U	870 U	970 U	910 U
20	4,6-Dinitro-2-methylphenol	UG/KG	980 U	910 U	870 U	970 U	910 U
21	4-Bromophenyl-phenylether	UG/KG	400 U	370 U	360 U	400 U	370 U
22	4-Chloro-3-methylphenol	UG/KG	400 U	370 U	360 U	400 U	370 U
23	4-Chloroaniline	UG/KG	400 U	370 U	360 U	400 U	370 U
24	4-Chlorophenyl-phenylether	UG/KG	400 U	370 U	360 U	400 U	370 U
25	4-Methylphenol	UG/KG	400 U	370 U	360 U	400 U	370 U
26	4-Nitroaniline	UG/KG	980 U	910 U	870 U	970 U	910 U
27	4-Nitrophenol	UG/KG	980 U	910 U	870 U	970 U	910 U
28	Acenaphthene	UG/KG	400 U	370 U	360 U	400 U	370 U
29	Acenaphthylene	UG/KG	400 U	370 U	360 U	400 U	370 U
30	Anthracene	UG/KG	400 U	370 U	360 U	400 U	370 U
31	Benzo(a)anthracene	UG/KG	400 U	370 U	360 U	400 U	370 U
32	Benzo(a)pyrene	UG/KG	48 J	370 U	360 U	400 U	370 U
33	Benzo(b)fluoranthene	UG/KG	57 J	370 U	360 U	400 U	370 U
34	Benzo(g,h,i)perylene	UG/KG	82 J	370 U	360 U	400 U	370 U

SDG:	54003	54003	54003	54003	54003
STUDY ID:	PHASE 1	PHASE 1	PHASE 1	PHASE 1	PHASE 1
MATRIX:	SOIL	SOIL	SOIL	SOIL	SOIL
LAB SAMP. ID:	272559	272560	272561	272562	272563
EPA SAMP. ID:	SB25-8-00	SB25-8-01	SB25-8-02	SB25-9-00	SB25-9-01
QC CODE:	SA	SA	SA	SA	SA
% MOISTURE:	19	12	8	18	12
% SOLIDS:					

PARAMETER	UNIT	VALUE Q	VALUE Q	VALUE Q	VALUE Q	VALUE Q
35 Butylbenzylphthalate	UG/KG	400 U	370 U	360 U	400 U	370 U
36 Carbazole	UG/KG	400 U	370 U	360 U	400 U	370 U
37 Chrysene	UG/KG	43 J	370 U	360 U	400 U	370 U
38 Di-n-butylphthalate	UG/KG	59 BJ	49 BJ	39 BJ	60 BJ	55 BJ
39 Di-n-oprylphthalate	UG/KG	400 U	370 U	360 U	400 U	370 U
40 Dibenz(a,h)anthracene	UG/KG	42 J	370 U	360 U	400 U	370 U
41 Dibenzofuran	UG/KG	400 U	370 U	360 U	400 U	370 U
42 Diethylphthalate	UG/KG	400 U	370 U	360 U	400 U	370 U
43 Dimethylphthalate	UG/KG	400 U	370 U	360 U	400 U	370 U
44 Fluoranthene	UG/KG	52 J	370 U	360 U	51 J	370 U
45 Fluorene	UG/KG	400 U	370 U	360 U	400 U	370 U
46 Hexachlorobenzene	UG/KG	400 U	370 U	360 U	400 U	370 U
47 Hexachlorobutadiene	UG/KG	400 U	370 U	360 U	400 U	370 U
48 Hexachlorocyclopentadiene	UG/KG	400 U	370 U	360 U	400 U	370 U
49 Hexachloroethane	UG/KG	400 U	370 U	360 U	400 U	370 U
50 Indeno(1,2,3-cd)pyrene	UG/KG	55 J	370 U	360 U	400 U	370 U
51 Isophorone	UG/KG	400 U	370 U	360 U	400 U	370 U
52 N-Nitroso-di-n-ctopylamine	UG/KG	400 U	370 U	360 U	400 U	370 U
53 N-Nitrosodiphenylamine (1)	UG/KG	400 U	370 U	360 U	400 U	370 U
54 Naphthalene	UG/KG	400 U	370 U	360 U	400 U	370 U
55 Nitrobenzene	UG/KG	400 U	370 U	360 U	400 U	370 U
56 Pentachlorophenol	UG/KG	980 U	910 U	870 U	970 U	910 U
57 Phenanthrene	UG/KG	400 U	370 U	360 U	400 U	370 U
58 Phenol	UG/KG	400 U	370 U	360 U	400 U	370 U
59 Pyrene	UG/KG	58 J	370 U	360 U	53 J	370 U
60 benzo(k)fluoranthene	UG/KG	400 U	370 U	360 U	400 U	370 U
61 bis(2-Chloroethoxy) methane	UG/KG	400 U	370 U	360 U	400 U	370 U
62 bis(2-Chloroethyl) ether	UG/KG	400 U	370 U	360 U	400 U	370 U
63 bis(2-Chloroisooctopyl) ether	UG/KG	400 U	370 U	360 U	400 U	370 U
64 bis(2-Ethylhexyl)phthalate	UG/KG	51 BJ	140 BJ	220 BJ	400 U	300 BJ

SDG:	54003	54003	54003	54003	54003
STUDY ID:	PHASE 1	PHASE 1	PHASE 1	PHASE 1	PHASE 1
MATRIX:	SOIL	SOIL	SOIL	SOIL	SOIL
LAB SAMP. ID:	272564	273484	273488	273735	273485
EPA SAMP. ID:	SB25-9-02	SD25-1	SD25-10	SD25-15	SD25-2
QC CODE:	SA	SA	SA	SA	SA
% MOISTURE:	12	36	26	19	29
% SOLIDS:					

PARAMETER	UNIT	VALUE Q	VALUE Q	VALUE Q	VALUE Q	VALUE Q
1 1,2,4-Trichlorobenzene	UG/KG	370 U	1700 U	450 U	8100 U	460 U
2 1,2-Dichlorobenzene	UG/KG	370 U	1700 U	450 U	8100 U	460 U
3 1,3-Dichlorobenzene	UG/KG	370 U	1700 U	450 U	8100 U	460 U
4 1,4-Dichlorobenzene	UG/KG	370 U	1700 U	450 U	8100 U	460 U
5 2,4,5-Trichlorophenol	UG/KG	910 U	4200 U	1100 U	20000 U	1100 U
6 2,4,6-Trichlorophenol	UG/KG	370 U	1700 U	450 U	8100 U	460 U
7 2,4-Dichlorophenol	UG/KG	370 U	1700 U	450 U	8100 U	460 U
8 2,4-Dimethylphenol	UG/KG	370 U	1700 U	450 U	8100 U	460 U
9 2,4-Dinitrophenol	UG/KG	910 U	4200 U	1100 U	20000 U	1100 U
10 2,4-Dinitrotoluene	UG/KG	370 U	1700 U	450 U	8100 U	460 U
11 2,6-Dinitrotoluene	UG/KG	370 U	1700 U	450 U	8100 U	460 U
12 2-Chloronaphthalene	UG/KG	370 U	1700 U	450 U	8100 U	460 U
13 2-Chlorophenol	UG/KG	370 U	1700 U	450 U	8100 U	460 U
14 2-Methylnaphthalene	UG/KG	370 U	1700 U	450 U	8100 U	460 U
15 2-Methylphenol	UG/KG	370 U	1700 U	450 U	8100 U	460 U
16 2-Nitroaniline	UG/KG	910 U	4200 U	1100 U	20000 U	1100 U
17 2-Nitrophenol	UG/KG	370 U	1700 U	450 U	8100 U	460 U
18 3,3'-Dichlorobenzidine	UG/KG	370 U	1700 U	450 U	8100 U	460 U
19 3-Nitroaniline	UG/KG	910 U	4200 U	1100 U	20000 U	1100 U
20 4,6-Dinitro-2-methylphenol	UG/KG	910 U	4200 U	1100 U	20000 U	1100 U
21 4-Bromophenyl-phenylether	UG/KG	370 U	1700 U	450 U	8100 U	460 U
22 4-Chloro-3-methylphenol	UG/KG	370 U	1700 U	450 U	8100 U	460 U
23 4-Chloroaniline	UG/KG	370 U	1700 U	450 U	8100 U	460 U
24 4-Chlorophenyl-phenylether	UG/KG	370 U	1700 U	450 U	8100 U	460 U
25 4-Methylphenol	UG/KG	370 U	1700 U	450 U	8100 U	460 U
26 4-Nitroaniline	UG/KG	910 U	4200 U	1100 U	20000 U	1100 U
27 4-Nitrophenol	UG/KG	910 U	4200 U	1100 U	20000 U	1100 U
28 Acenaphthene	UG/KG	370 U	130 J	450 U	8100 U	460 U
29 Acenaphthylene	UG/KG	370 U	610 J	450 U	8100 U	90 J
30 Anthracene	UG/KG	370 U	840 J	450 U	830 J	180 J
31 Benzo(a)anthracene	UG/KG	370 U	3500	450 U	2200 J	600
32 Benzo(a)pyrene	UG/KG	370 U	3600	450 U	2300 J	770
33 Benzo(b)fluoranthene	UG/KG	370 U	1700 U	450 U	1800 J	1200 Z
34 Benzo(g,h,i)perylene	UG/KG	370 U	1500 J	450 U	1600 J	550

SDG:	54003	54003	54003	54003	54003
STUDY ID:	PHASE 1	PHASE 1	PHASE 1	PHASE 1	PHASE 1
MATRIX:	SOIL	SOIL	SOIL	SOIL	SOIL
LAB SAMP. ID:	272564	273484	273488	273735	273485
EPA SAMP. ID:	SB25-9-02	SD25-1	SD25-10	SD25-15	SD25-2
QC CODE:	SA	SA	SA	SA	SA
% MOISTURE:	12	36	26	19	29
% SOLIDS:					

PARAMETER	UNIT	VALUE Q	VALUE Q	VALUE Q	VALUE Q	VALUE Q
35 Butylbenzylphthalate	UG/KG	370 U	1700 U	450 U	8100 U	460 U
36 Carbazole	UG/KG	370 U	270 J	450 U	8100 U	230 J
37 Chrysene	UG/KG	370 U	4900	450 U	2400 J	970
38 Di-n-butylphthalate	UG/KG	42 BJ	1700 U	66 BJ	2900 BJ	76 BJ
39 Di-n-oprylphthalate	UG/KG	370 U	1700 U	450 U	8100 U	460 U
40 Dibenz(a,h)anthracene	UG/KG	370 U	1200 J	450 U	8100 U	400 J
41 Dibenzofuran	UG/KG	370 U	1700 U	450 U	8100 U	460 U
42 Diethylphthalate	UG/KG	370 U	1700 U	450 U	8100 U	460 U
43 Dimethylphthalate	UG/KG	370 U	1700 U	450 U	8100 U	460 U
44 Fluoranthene	UG/KG	370 U	7300	450 U	3700 J	1700
45 Fluorene	UG/KG	370 U	340 J	450 U	8100 U	87 J
46 Hexachlorobenzene	UG/KG	370 U	1700 U	450 U	8100 U	460 U
47 Hexachlorobutadiene	UG/KG	370 U	1700 U	450 U	8100 U	460 U
48 Hexachlorocyclopentadiene	UG/KG	370 U	1700 U	450 U	8100 U	460 U
49 Hexachloroethane	UG/KG	370 U	1700 U	450 U	8100 U	460 U
50 Indeno(1,2,3-cd)pyrene	UG/KG	370 U	2500	450 U	1600 J	570
51 Isophorone	UG/KG	370 U	1700 U	450 U	8100 U	460 U
52 N-Nitroso-di-n-ctopylamine	UG/KG	370 U	1700 U	450 U	8100 U	460 U
53 N-Nitrosodiphenylamine (1)	UG/KG	370 U	1700 U	450 U	8100 U	460 U
54 Naphthalene	UG/KG	370 U	1700 U	450 U	8100 U	460 U
55 Nitrobenzene	UG/KG	370 U	1700 U	450 U	8100 U	460 U
56 Pentachlorophenol	UG/KG	910 U	4200 U	1100 U	20000 U	1100 U
57 Phenanthrene	UG/KG	370 U	3800	450 U	1600 J	950
58 Phenol	UG/KG	370 U	1700 U	450 U	8100 U	460 U
59 Pyrene	UG/KG	370 U	9000	450 U	4000 J	1500
60 benzo(k)fluoranthene	UG/KG	370 U	6300 Z	450 U	2500 J	460 U
61 bis(2-Chloroethoxy) methane	UG/KG	370 U	1700 U	450 U	8100 U	460 U
62 bis(2-Chloroethyl) ether	UG/KG	370 U	1700 U	450 U	8100 U	460 U
63 bis(2-Chloroisooctopyl) ether	UG/KG	370 U	1700 U	450 U	8100 U	460 U
64 bis(2-Ethylhexyl)phthalate	UG/KG	160 BJ	1700 U	57 J	8100 U	58 J

SDG:	54003	54003	54003
STUDY ID:	PHASE 1	PHASE 1	PHASE 1
MATRIX:	SOIL	SOIL	SOIL
LAB SAMP. ID:	273486	273487	273734
EPA SAMP. ID:	SD25-4	SD25-5	SD25-6
QC CODE:	SA	SA	SA
% MOISTURE:	34	39	18
% SOLIDS:			

PARAMETER	UNIT	VALUE	Q	VALUE	Q	VALUE	Q	
1	1,2,4-Trichlorobenzene	UG/KG	500	U	540	U	2200	U
2	1,2-Dichlorobenzene	UG/KG	500	U	540	U	2200	U
3	1,3-Dichlorobenzene	UG/KG	500	U	540	U	2200	U
4	1,4-Dichlorobenzene	UG/KG	500	U	540	U	2200	U
5	2,4,5-Trichlorophenol	UG/KG	1200	U	1300	U	5400	U
6	2,4,6-Trichlorophenol	UG/KG	500	U	540	U	2200	U
7	2,4-Dichlorophenol	UG/KG	500	U	540	U	2200	U
8	2,4-Dimethylphenol	UG/KG	500	U	540	U	2200	U
9	2,4-Dinitrophenol	UG/KG	1200	U	1300	U	5400	U
10	2,4-Dinitrotoluene	UG/KG	500	U	540	U	2200	U
11	2,6-Dinitrotoluene	UG/KG	500	U	540	U	2200	U
12	2-Chloronaphthalene	UG/KG	500	U	540	U	2200	U
13	2-Chlorophenol	UG/KG	500	U	540	U	2200	U
14	2-Methylnaphthalene	UG/KG	500	U	540	U	230	J
15	2-Methylphenol	UG/KG	500	U	540	U	2200	U
16	2-Nitroaniline	UG/KG	1200	U	1300	U	5400	U
17	2-Nitrophenol	UG/KG	500	U	540	U	2200	U
18	3,3'-Dichlorobenzidine	UG/KG	500	U	540	U	2200	U
19	3-Nitroaniline	UG/KG	1200	U	1300	U	5400	U
20	4,6-Dinitro-2-methylphenol	UG/KG	1200	U	1300	U	5400	U
21	4-Bromophenyl-phenylether	UG/KG	500	U	540	U	2200	U
22	4-Chloro-3-methylphenol	UG/KG	500	U	540	U	2200	U
23	4-Chloroaniline	UG/KG	500	U	540	U	2200	U
24	4-Chlorophenyl-phenylether	UG/KG	500	U	540	U	2200	U
25	4-Methylphenol	UG/KG	500	U	540	U	2200	U
26	4-Nitroaniline	UG/KG	1200	U	1300	U	5400	U
27	4-Nitrophenol	UG/KG	1200	U	1300	U	5400	U
28	Acenaphthene	UG/KG	500	U	540	U	520	J
29	Acenaphthylene	UG/KG	500	U	540	U	770	J
30	Anthracene	UG/KG	500	U	540	U	3100	
31	Benzo(a)anthracene	UG/KG	500	U	540	U	5800	
32	Benzo(a)pyrene	UG/KG	500	U	540	U	5100	
33	Benzo(b)fluoranthene	UG/KG	500	U	64	J	8000	Z
34	Benzo(g,h,i)perylene	UG/KG	500	U	540	U	2700	

SDG:	54003	54003	54003
STUDY ID:	PHASE 1	PHASE 1	PHASE 1
MATRIX:	SOIL	SOIL	SOIL
LAB SAMP. ID:	273486	273487	273734
EPA SAMP. ID:	SD25-4	SD25-5	SD25-6
QC CODE:	SA	SA	SA
% MOISTURE:	34	39	18
% SOLIDS:			

PARAMETER	UNIT	VALUE Q	VALUE Q	VALUE Q
35 Butylbenzylphthalate	UG/KG	500 U	540 U	2200 U
36 Carbazole	UG/KG	500 U	540 U	1400 J
37 Chrysene	UG/KG	500 U	65 J	6800
38 Di-n-butylphthalate	UG/KG	72 BJ	92 BJ	2200 U
39 Di-n-oprylphthalate	UG/KG	500 U	540 U	2200 U
40 Dibenz(a,h)anthracene	UG/KG	500 U	540 U	1600 J
41 Dibenzofuran	UG/KG	500 U	540 U	440 J
42 Diethylphthalate	UG/KG	500 U	540 U	2200 U
43 Dimethylphthalate	UG/KG	500 U	540 U	2200 U
44 Fluoranthene	UG/KG	56 J	110 J	13000
45 Fluorene	UG/KG	500 U	540 U	1300 J
46 Hexachlorobenzene	UG/KG	500 U	540 U	2200 U
47 Hexachlorobutadiene	UG/KG	500 U	540 U	2200 U
48 Hexachlorocyclopentadiene	UG/KG	500 U	540 U	2200 U
49 Hexachloroethane	UG/KG	500 U	540 U	2200 U
50 Indeno(1,2,3-cd)pyrene	UG/KG	500 U	540 U	2400
51 Isophorone	UG/KG	500 U	540 U	2200 U
52 N-Nitroso-di-n-ctopylamine	UG/KG	500 U	540 U	2200 U
53 N-Nitrosodiphenylamine (1)	UG/KG	500 U	540 U	2200 U
54 Naphthalene	UG/KG	500 U	540 U	320 J
55 Nitrobenzene	UG/KG	500 U	540 U	2200 U
56 Pentachlorophenol	UG/KG	1200 U	1300 U	5400 U
57 Phenanthrene	UG/KG	500 U	540 U	9500
58 Phenol	UG/KG	500 U	540 U	2200 U
59 Pyrene	UG/KG	74 J	110 J	13000
60 benzo(k)fluoranthene	UG/KG	500 U	540 U	2200 U
61 bis(2-Chloroethoxy) methane	UG/KG	500 U	540 U	2200 U
62 bis(2-Chloroethyl) ether	UG/KG	500 U	540 U	2200 U
63 bis(2-Chloroisooctopyl) ether	UG/KG	500 U	540 U	2200 U
64 bis(2-Ethylhexyl)phthalate	UG/KG	500 U	110 J	2200 U

PESTICIDES

SDG:	54003	54003
STUDY ID:	PHASE 1	PHASE 1
MATRIX:	WATER	WATER
LAB SAMP. ID:	273736	272278
EPA SAMP. ID:	SD25-6R	SB25-7-00RNS
QC CODE:	FB	SA
% MOISTURE:		
% SOLIDS:		

PARAMETER	UNIT	VALUE Q	VALUE Q
1 4,4'-DDD	UG/L	0.11 U	0.11 U
2 4,4'-DDE	UG/L	0.11 U	0.11 U
3 4,4'-DDT	UG/L	0.11 U	0.11 U
4 Aldrin	UG/L	0.053 U	0.054 U
5 Aroclor-1016	UG/L	1.1 U	1.1 U
6 Aroclor-1221	UG/L	2.1 U	2.1 U
7 Aroclor-1232	UG/L	1.1 U	1.1 U
8 Aroclor-1242	UG/L	1.1 U	1.1 U
9 Aroclor-1248	UG/L	1.1 U	1.1 U
10 Aroclor-1254	UG/L	1.1 U	1.1 U
11 Aroclor-1260	UG/L	1.1 U	1.1 U
12 Dieldrin	UG/L	0.11 U	0.11 U
13 Endosulfan I	UG/L	0.053 U	0.054 U
14 Endosulfan II	UG/L	0.11 U	0.11 U
15 Endosulfan sulfate	UG/L	0.11 U	0.11 U
16 Endrin	UG/L	0.11 U	0.11 U
17 Endrin aldehyde	UG/L	0.11 U	0.11 U
18 Endrin ketone	UG/L	0.11 U	0.11 U
19 Heptachlor	UG/L	0.053 U	0.054 U
20 Heptachlor epoxide	UG/L	0.053 U	0.054 U
21 Methoxychlor	UG/L	0.53 U	0.54 U
22 Toxaphene	UG/L	5.3 U	5.4 U
23 alpha-BHC	UG/L	0.053 U	0.054 U
24 alpha-Chlordane	UG/L	0.053 U	0.054 U
25 beta-BHC	UG/L	0.053 U	0.054 U
26 delta-BHC	UG/L	0.053 U	0.054 U
27 gamma-BHC (Lindane)	UG/L	0.053 U	0.054 U
28 gamma-Chlordane	UG/L	0.053 U	0.054 U

PESTICIDES

SDG:	54003	54003	54003	54003
STUDY ID:	PHASE 1	PHASE 1	PHASE 1	PHASE 1
MATRIX:	SOIL	SOIL	SOIL	SOIL
LAB SAMP. ID:	272281	272281	272281	272565
EPA SAMP. ID:	SB25-7-10	SB25-7-10MS	SB25-7-10MSD	SB25-10-00
QC CODE:	DU	MS	MSD	SA
% MOISTURE:	13	13	13	19
% SOLIDS:				

PARAMETER	UNIT	VALUE Q	VALUE Q	VALUE Q	VALUE Q
1 4,4'-DDD	UG/KG	3.8 U	3.8 U	3.8 U	4.1 U
2 4,4'-DDE	UG/KG	3.8 U	3.8 U	3.8 U	4.1 U
3 4,4'-DDT	UG/KG	3.8 U	37	37	4.1 U
4 Aldrin	UG/KG	2 U	19	19	2.1 U
5 Aroclor-1016	UG/KG	38 U	38 U	38 U	41 U
6 Aroclor-1221	UG/KG	77 U	77 U	77 U	83 U
7 Aroclor-1232	UG/KG	38 U	38 U	38 U	41 U
8 Aroclor-1242	UG/KG	38 U	38 U	38 U	41 U
9 Aroclor-1248	UG/KG	38 U	38 U	38 U	41 U
10 Aroclor-1254	UG/KG	38 U	38 U	38 U	41 U
11 Aroclor-1260	UG/KG	38 U	38 U	38 U	41 U
12 Dieldrin	UG/KG	3.8 U	36	35	4.1 U
13 Endosulfan I	UG/KG	2 U	2 U	2 U	2.1 P
14 Endosulfan II	UG/KG	3.8 U	3.8 U	3.8 U	4.1 U
15 Endosulfan sulfate	UG/KG	3.8 U	3.8 U	3.8 U	4.1 U
16 Endrin	UG/KG	3.8 U	36	35	4.1 U
17 Endrin aldehyde	UG/KG	3.8 U	3.8 U	3.8 U	4.1 U
18 Endrin ketone	UG/KG	3.8 U	3.8 U	3.8 U	4.1 U
19 Heptachlor	UG/KG	2 U	18	17	2.1 U
20 Heptachlor epoxide	UG/KG	2 U	2 U	2 U	2.1 U
21 Methoxychlor	UG/KG	20 U	20 U	20 U	21 U
22 Toxaphene	UG/KG	200 U	200 U	200 U	210 U
23 alpha-BHC	UG/KG	2 U	2 U	2 U	2.1 U
24 alpha-Chlordane	UG/KG	2 U	2 U	2 U	2.1 U
25 beta-BHC	UG/KG	2 U	2 U	2 U	2.1 U
26 delta-BHC	UG/KG	2 U	2 U	2 U	2.1 U
27 gamma-BHC (Lindane)	UG/KG	2 U	17	17	2.1 U
28 gamma-Chlordane	UG/KG	2 U	2 U	2 U	2.1 U

PESTICIDES

SDG:	54003	54003	54003	54003	54003
STUDY ID:	PHASE 1	PHASE 1	PHASE 1	PHASE 1	PHASE 1
MATRIX:	SOIL	SOIL	SOIL	SOIL	SOIL
LAB SAMP. ID:	272566	272567	272277	272279	272280
EPA SAMP. ID:	SB25-10-01	SB25-10-02	SB25-7-00	SB25-7-03	SB25-7-04
QC CODE:	SA	SA	SA	SA	SA
% MOISTURE:	12	9	13	6	8
% SOLIDS:					

PARAMETER	UNIT	VALUE Q	VALUE Q	VALUE Q	VALUE Q	VALUE Q
1 4,4'-DDD	UG/KG	3.7 U	3.6 U	3.8 U	3.5 U	3.6 U
2 4,4'-DDE	UG/KG	3.7 U	3.6 U	3.8 U	3.5 U	3.6 U
3 4,4'-DDT	UG/KG	3.7 U	3.6 U	3.8 U	3.5 U	3.6 U
4 Aldrin	UG/KG	1.9 U	1.9 U	2 U	1.8 U	1.8 U
5 Aroclor-1016	UG/KG	37 U	36 U	38 U	35 U	36 U
6 Aroclor-1221	UG/KG	76 U	74 U	77 U	71 U	73 U
7 Aroclor-1232	UG/KG	37 U	36 U	38 U	35 U	36 U
8 Aroclor-1242	UG/KG	37 U	36 U	38 U	35 U	36 U
9 Aroclor-1248	UG/KG	37 U	36 U	38 U	35 U	36 U
10 Aroclor-1254	UG/KG	37 U	36 U	38 U	35 U	36 U
11 Aroclor-1260	UG/KG	37 U	36 U	38 U	35 U	36 U
12 Dieldrin	UG/KG	3.7 U	3.6 U	3.8 U	3.5 U	3.6 U
13 Endosulfan I	UG/KG	1.9 U	1.9 U	2 U	1.8 U	1.8 U
14 Endosulfan II	UG/KG	3.7 U	3.6 U	3.8 U	3.5 U	3.6 U
15 Endosulfan sulfate	UG/KG	3.7 U	3.6 U	3.8 U	3.5 U	3.6 U
16 Endrin	UG/KG	3.7 U	3.6 U	3.8 U	3.5 U	3.6 U
17 Endrin aldehyde	UG/KG	3.7 U	3.6 U	3.8 U	3.5 U	3.6 U
18 Endrin ketone	UG/KG	3.7 U	3.6 U	3.8 U	3.5 U	3.6 U
19 Heptachlor	UG/KG	1.9 U	1.9 U	2 U	1.8 U	1.8 U
20 Heptachlor epoxide	UG/KG	1.9 U	1.9 U	2 U	1.8 U	1.8 U
21 Methoxychlor	UG/KG	19 U	19 U	20 U	18 U	18 U
22 Toxaphene	UG/KG	190 U	190 U	200 U	180 U	180 U
23 alpha-BHC	UG/KG	1.9 U	1.9 U	2 U	1.8 U	1.8 U
24 alpha-Chlordane	UG/KG	1.9 U	1.9 U	2 U	1.8 U	1.8 U
25 beta-BHC	UG/KG	1.9 U	1.9 U	2 U	1.8 U	1.8 U
26 delta-BHC	UG/KG	1.9 U	1.9 U	2 U	1.8 U	1.8 U
27 gamma-BHC (Lindane)	UG/KG	1.9 U	1.9 U	2 U	1.8 U	1.8 U
28 gamma-Chlordane	UG/KG	1.9 U	1.9 U	2 U	1.8 U	1.8 U

PESTICIDES

SDG:	54003	54003	54003	54003	54003
STUDY ID:	PHASE 1	PHASE 1	PHASE 1	PHASE 1	PHASE 1
MATRIX:	SOIL	SOIL	SOIL	SOIL	SOIL
LAB SAMP. ID:	272559	272560	272561	272562	272563
EPA SAMP. ID:	SB25-8-00	SB25-8-01	SB25-8-02	SB25-9-00	SB25-9-01
QC CODE:	SA	SA	SA	SA	SA
% MOISTURE:	19	12	8	18	12
% SOLIDS:					

PARAMETER	UNIT	VALUE Q	VALUE Q	VALUE Q	VALUE Q	VALUE Q
1 4,4'-DDD	UG/KG	4.1 U	3.7 U	3.6 U	4 U	3.7 U
2 4,4'-DDE	UG/KG	4.1 U	3.7 U	3.6 U	4 U	3.7 U
3 4,4'-DDT	UG/KG	4.1 U	3.7 U	3.6 U	4 U	3.7 U
4 Aldrin	UG/KG	2.1 U	1.9 U	1.8 U	2.1 U	1.9 U
5 Aroclor-1016	UG/KG	41 U	37 U	36 U	40 U	37 U
6 Aroclor-1221	UG/KG	83 U	76 U	73 U	82 U	76 U
7 Aroclor-1232	UG/KG	41 U	37 U	36 U	40 U	37 U
8 Aroclor-1242	UG/KG	41 U	37 U	36 U	40 U	37 U
9 Aroclor-1248	UG/KG	41 U	37 U	36 U	40 U	37 U
10 Aroclor-1254	UG/KG	41 U	37 U	36 U	40 U	37 U
11 Aroclor-1260	UG/KG	41 U	37 U	36 U	40 U	37 U
12 Dieldrin	UG/KG	4.1 U	3.7 U	3.6 U	4 U	3.7 U
13 Endosulfan I	UG/KG	2.1 U	1.9 U	1.8 U	1.2 JP	1.9 U
14 Endosulfan II	UG/KG	4.1 U	3.7 U	3.6 U	4 U	3.7 U
15 Endosulfan sulfate	UG/KG	4.1 U	3.7 U	3.6 U	4 U	3.7 U
16 Endrin	UG/KG	4.1 U	3.7 U	3.6 U	4 U	3.7 U
17 Endrin aldehyde	UG/KG	4.1 U	3.7 U	3.6 U	4 U	3.7 U
18 Endrin ketone	UG/KG	4.1 U	3.7 U	3.6 U	4 U	3.7 U
19 Heptachlor	UG/KG	2.1 U	1.9 U	1.8 U	2.1 U	1.9 U
20 Heptachlor epoxide	UG/KG	2.1 U	1.9 U	1.8 U	2.1 U	1.9 U
21 Methoxychlor	UG/KG	21 U	19 U	18 U	21 U	19 U
22 Toxaphene	UG/KG	210 U	190 U	180 U	210 U	190 U
23 alpha-BHC	UG/KG	2.1 U	1.9 U	1.8 U	2.1 U	1.9 U
24 alpha-Chlordane	UG/KG	2.1 U	1.9 U	1.8 U	2.1 U	1.9 U
25 beta-BHC	UG/KG	2.1 U	1.9 U	1.8 U	2.1 U	1.9 U
26 delta-BHC	UG/KG	2.1 U	1.9 U	1.8 U	2.1 U	1.9 U
27 gamma-BHC (Lindane)	UG/KG	2.1 U	1.9 U	1.8 U	2.1 U	1.9 U
28 gamma-Chlordane	UG/KG	2.1 U	1.9 U	1.8 U	2.1 U	1.9 U

PESTICIDES

	54003	54003	54003	54003	54003
SDG:	54003	54003	54003	54003	54003
STUDY ID:	PHASE 1	PHASE 1	PHASE 1	PHASE 1	PHASE 1
MATRIX:	SOIL	SOIL	SOIL	SOIL	SOIL
LAB SAMP. ID:	272564	273484	273488	273735	273485
EPA SAMP. ID:	SB25-9-02	SD25-1	SD25-10	SD25-15	SD25-2
QC CODE:	SA	SA	SA	SA	SA
% MOISTURE:	12	36	26	19	29
% SOLIDS:					

PARAMETER	UNIT	VALUE Q	VALUE Q	VALUE Q	VALUE Q	VALUE Q
1 4,4'-DDD	UG/KG	3.7 U	16 P	4.5 U	32 P	4.6 U
2 4,4'-DDE	UG/KG	3.7 U	19 P	4.5 U	11 P	14 P
3 4,4'-DDT	UG/KG	3.7 U	34	4.5 U	16 P	18
4 Aldrin	UG/KG	1.9 U	6 P	2.3 U	2.4 P	2.1 JP
5 Aroclor-1016	UG/KG	37 U	52 U	45 U	40 U	46 U
6 Aroclor-1221	UG/KG	76 U	100 U	91 U	82 U	93 U
7 Aroclor-1232	UG/KG	37 U	52 U	45 U	40 U	46 U
8 Aroclor-1242	UG/KG	37 U	52 U	45 U	40 U	46 U
9 Aroclor-1248	UG/KG	37 U	52 U	45 U	40 U	46 U
10 Aroclor-1254	UG/KG	37 U	52 U	45 U	40 U	46 U
11 Aroclor-1260	UG/KG	37 U	52 U	45 U	40 U	46 U
12 Dieldrin	UG/KG	3.7 U	5.2 U	4.5 U	4 U	4.6 U
13 Endosulfan I	UG/KG	1.9 U	2.7 U	2.3 U	2.1 U	2.4 U
14 Endosulfan II	UG/KG	3.7 U	5.2 U	4.5 U	4 U	4.6 U
15 Endosulfan sulfate	UG/KG	3.7 U	3.6 JP	4.5 U	4 U	4.6 U
16 Endrin	UG/KG	3.7 U	5.2 U	4.5 U	4 U	4.6 U
17 Endrin aldehyde	UG/KG	3.7 U	5.2 U	4.5 U	4 U	4.6 U
18 Endrin ketone	UG/KG	3.7 U	14 P	4.5 U	12 P	4.2 JP
19 Heptachlor	UG/KG	1.9 U	2.7 U	2.3 U	2.1 U	2.4 U
20 Heptachlor epoxide	UG/KG	1.9 U	1.9 JP	2.3 U	2.4 P	2.4 U
21 Methoxychlor	UG/KG	19 U	27 U	23 U	21 U	24 U
22 Toxaphene	UG/KG	190 U	270 U	230 U	210 U	240 U
23 alpha-BHC	UG/KG	1.9 U	2.7 U	2.3 U	2.1 U	2.4 U
24 alpha-Chlordane	UG/KG	1.9 U	2 J	2.3 U	6.2	2.4 U
25 beta-BHC	UG/KG	1.9 U	1.7 J	2.3 U	2.1 U	2.4 U
26 delta-BHC	UG/KG	1.9 U	2.7 U	2.3 U	2.1 U	2.4 U
27 gamma-BHC (Lindane)	UG/KG	1.9 U	2.7 U	2.3 U	2.1 U	2.4 U
28 gamma-Chlordane	UG/KG	1.9 U	1.9 JP	2.3 U	7.1 P	2.4 U

PESTICIDES

SDG:	54003	54003	54003
STUDY ID:	PHASE 1	PHASE 1	PHASE 1
MATRIX:	SOIL	SOIL	SOIL
LAB SAMP. ID:	273486	273487	273734
EPA SAMP. ID:	SD25-4	SD25-5	SD25-6
QC CODE:	SA	SA	SA
% MOISTURE:	34	39	18
% SOLIDS:			

PARAMETER	UNIT	VALUE Q	VALUE Q	VALUE Q
1 4,4'-DDD	UG/KG	5 U	5.4 U	27 P
2 4,4'-DDE	UG/KG	5 U	5.4 U	11 P
3 4,4'-DDT	UG/KG	5 U	5.4 U	15 P
4 Aldrin	UG/KG	2.6 U	2.8 U	4.8 P
5 Aroclor-1016	UG/KG	50 U	54 U	40 U
6 Aroclor-1221	UG/KG	100 U	110 U	81 U
7 Aroclor-1232	UG/KG	50 U	54 U	40 U
8 Aroclor-1242	UG/KG	50 U	54 U	40 U
9 Aroclor-1248	UG/KG	50 U	54 U	40 U
10 Aroclor-1254	UG/KG	50 U	54 U	40 U
11 Aroclor-1260	UG/KG	50 U	54 U	40 U
12 Dieldrin	UG/KG	5 U	5.4 U	4 U
13 Endosulfan I	UG/KG	2.6 U	2.8 U	2.1 U
14 Endosulfan II	UG/KG	5 U	5.4 U	4 U
15 Endosulfan sulfate	UG/KG	5 U	5.4 U	4 U
16 Endrin	UG/KG	5 U	5.4 U	4 U
17 Endrin aldehyde	UG/KG	5 U	5.4 U	4 U
18 Endrin ketone	UG/KG	5 U	5.4 U	14 P
19 Heptachlor	UG/KG	2.6 U	2.8 U	2.1 U
20 Heptachlor epoxide	UG/KG	2.6 U	2.8 U	2.2 P
21 Methoxychlor	UG/KG	26 U	28 U	21 U
22 Toxaphene	UG/KG	260 U	280 U	210 U
23 alpha-BHC	UG/KG	2.6 U	2.8 U	2.1 U
24 alpha-Chlordane	UG/KG	2.6 U	2.8 U	6.5
25 beta-BHC	UG/KG	2.6 U	2.8 U	2.1 U
26 delta-BHC	UG/KG	2.6 U	2.8 U	2.1 U
27 gamma-BHC (Lindane)	UG/KG	2.6 U	2.8 U	2.1 U
28 gamma-Chlordane	UG/KG	2.6 U	2.8 U	7.7 P

METALS

SDG:	54003	54003
STUDY ID:	PHASE 1	PHASE 1
MATRIX:	WATER	WATER
LAB SAMP. ID:	273736	272278
EPA SAMP. ID:	SD25-6R	SB25-7-00RNS
QC CODE:	FB	SA
% MOISTURE:		
% SOLIDS:	0	0

PARAMETER	UNIT	VALUE Q	VALUE Q
1 Aluminum	UG/L	9.8 U	15.5 B
2 Antimony	UG/L	2.2 U	2.2 U
3 Arsenic	UG/L	2.1 U	2.1 U
4 Barium	UG/L	3.4 U	3.4 U
5 Beryllium	UG/L	0.27 U	0.27 U
6 Cadmium	UG/L	0.3 U	0.3 U
7 Calcium	UG/L	86.2 U	86.6 U
8 Chromium	UG/L	0.5 U	0.6 B
9 Cobalt	UG/L	0.99 U	1 U
10 Copper	UG/L	1.2 B	1.3 B
11 Cyanide	UG/L	5 U	5 U
12 Iron	UG/L	18.3 U	137
13 Lead	UG/L	1.5 U	1.5 U
14 Magnesium	UG/L	91.7 U	92.1 U
15 Manganese	UG/L	0.4 U	1.4 B
16 Mercury	UG/L	0.05 B	0.04 B
17 Nickel	UG/L	0.99 U	1.1 B
18 Potasium	UG/L	1190 U	1200 U
19 Selenium	UG/L	3.7 U	3.7 U
20 Silver	UG/L	5.2 U	5.2 U
21 Sodium	UG/L	243 B	337 B
22 Thallium	UG/L	3 U	3 U
23 Vanadium	UG/L	1.1 U	1.1 U
24 Zinc	UG/L	5.4 B	2.3 B

METALS

	SDG:	54003	54003	54003	54003	54003
	STUDY ID:	PHASE 1	PHASE 1	PHASE 1	PHASE 1	PHASE 1
	MATRIX:	SOIL	SOIL	SOIL	SOIL	SOIL
	LAB SAMP. ID:	272281	272565	272566	272567	272277
	EPA SAMP. ID:	SB25-7-10	SB25-10-00	SB25-10-01	SB25-10-02	SB25-7-00
	QC CODE:	DU	SA	SA	SA	SA
	% MOISTURE:					
	% SOLIDS:	86.6	81.2	88.5	90.7	87
PARAMETER	UNIT	VALUE Q	VALUE Q	VALUE Q	VALUE Q	VALUE Q
1 Aluminium	MG/KG	14000 *	11400 *	17500 *	12100 *	12500 *
2 Antimony	MG/KG	0.39 U	0.7 B	0.56 B	0.52 B	0.4 B
3 Arsenic	MG/KG	4.7	4.4	4.4	4.9	4.3
4 Barium	MG/KG	76.4	70.5	73.8	62.1	71.3
5 Beryllium	MG/KG	0.62 B	0.52 B	0.62 B	0.61 B	0.56 B
6 Cadmium	MG/KG	0.05 U	0.06 U	0.06 U	0.05 U	0.05 U
7 Calcium	MG/KG	23900 *	3490 *	2000 *	44000 *	47400 *
8 Chromium	MG/KG	18.1	15	21	19.2	16.9
9 Cobalt	MG/KG	9.1	8 B	8.4 B	11.3	8 B
10 Copper	MG/KG	14.8	15.2	12.9	24.7	15.7
11 Cyanide	MG/KG	0.42 U	0.68 U	0.54 U	0.58 U	0.44 U
12 Iron	MG/KG	22900	18400	22100	24700	20500
13 Lead	MG/KG	14.5 *	34.2 *	12.9 *	12.3 *	11.1 *
14 Magnesium	MG/KG	7180 *	3100 *	3970 *	12700 *	11700 *
15 Manganese	MG/KG	421 *	441 *	248 *	524 *	452 *
16 Mercury	MG/KG	0.03 B	0.06 B	0.02 B	0.02 B	0.03 B
17 Nickel	MG/KG	21.5	17.4	20.8	33.6	22.3
18 Potassium	MG/KG	1110	1130	1900	1390	1110
19 Selenium	MG/KG	0.66 U	1.2 N	1 N	0.57 U	0.63 U
20 Silver	MG/KG	0.92 U	1.1 U	0.97 U	0.8 U	0.89 U
21 Sodium	MG/KG	57.5 B	42.5 U	41.4 B	45.4 B	59.9 B
22 Thallium	MG/KG	0.92 B	1.1 B	0.82 B	1.1 B	1.2 B
23 Vanadium	MG/KG	24	19.9	29.6	20.1	21
24 Zinc	MG/KG	61.2	55.6	55.6	84.2	54.1

METALS

	SDG:	54003	54003	54003	54003	54003
	STUDY ID:	PHASE 1	PHASE 1	PHASE 1	PHASE 1	PHASE 1
	MATRIX:	SOIL	SOIL	SOIL	SOIL	SOIL
	LAB SAMP. ID:	272279	272280	272559	272560	272561
	EPA SAMP. ID:	SB25-7-03	SB25-7-04	SB25-8-00	SB25-8-01	SB25-8-02
	QC CODE:	SA	SA	SA	SA	SA
	% MOISTURE:					
	% SOLIDS:	93.7	91.7	81.4	87.9	91.9
PARAMETER	UNIT	VALUE Q	VALUE Q	VALUE Q	VALUE Q	VALUE Q
1 Aluminium	MG/KG	8020 *	7550 *	16000 *	15600 *	10100 *
2 Antimony	MG/KG	0.42 U	0.44 U	0.49 U	0.55 B	0.55 B
3 Arsenic	MG/KG	4.1	3.4	5	5.7	9.3
4 Barium	MG/KG	58	52	88.5	85.2	60.7
5 Beryllium	MG/KG	0.43 B	0.39 B	0.72 B	0.78 B	0.56 B
6 Cadmium	MG/KG	0.06 U	0.06 U	0.07 U	0.06 U	0.05 U
7 Calcium	MG/KG	120000 *	133000 *	40300 *	7490 *	74200 *
8 Chromium	MG/KG	13.7	12.4	20.7	22.1	16.4
9 Cobalt	MG/KG	8.2 B	6.9 B	8.5 B	14.6	9.5
10 Copper	MG/KG	17.7	16.4	20.4	21.7	32.7
11 Cyanide	MG/KG	0.57 U	0.51 U	0.65 U	0.53 U	0.52 U
12 Iron	MG/KG	18900	15400	21300	28100	24000
13 Lead	MG/KG	7 *	6.5 *	35.4 *	17.2 *	14.8 *
14 Magnesium	MG/KG	17400 *	20700 *	5080 *	5790 *	18300 *
15 Manganese	MG/KG	735 *	402 *	548 *	759 *	483 *
16 Mercury	MG/KG	0.02 B	0.01 B	0.05 B	0.04 B	0.02 B
17 Nickel	MG/KG	26.4	22.4	23	30.5	29.8
18 Potassium	MG/KG	1280	1430	1930	1420	1590
19 Selenium	MG/KG	0.7 U	0.74 U	1.3 N	0.75 U	0.65 U
20 Silver	MG/KG	0.98 U	1 U	1.2 U	1.1 U	0.92 U
21 Sodium	MG/KG	89.1 B	110 B	44.3 U	40.7 U	99.4 B
22 Thallium	MG/KG	1.1 B	0.6 U	0.98 B	0.96 B	0.73 B
23 Vanadium	MG/KG	13.4	13.7	27.7	27.3	20.9
24 Zinc	MG/KG	64.9	65.1	90.5	68.4	69.7

METALS

	SDG:	54003	54003	54003	54003	54003
	STUDY ID:	PHASE 1	PHASE 1	PHASE 1	PHASE 1	PHASE 1
	MATRIX:	SOIL	SOIL	SOIL	SOIL	SOIL
	LAB SAMP. ID:	272562	272563	272564	273484	273488
	EPA SAMP. ID:	SB25-9-00	SB25-9-01	SB25-9-02	SD25-1	SD25-10
	QC CODE:	SA	SA	SA	SA	SA
	% MOISTURE:					
	% SOLIDS:	82	88	88.3	64.3	73.7
PARAMETER	UNIT	VALUE Q	VALUE Q	VALUE Q	VALUE Q	VALUE Q
1 Aluminium	MG/KG	14900 *	16400 *	13400 *	10000 *	10400 *
2 Antimony	MG/KG	0.76 B	0.58 B	0.44 B	0.87 B	0.54 B
3 Arsenic	MG/KG	5	5.3	6.8	5.7	7.3
4 Barium	MG/KG	101	79.9	89.1	58.5	65.4
5 Beryllium	MG/KG	0.74 B	0.73 B	0.76 B	0.55 B	0.54 B
6 Cadmium	MG/KG	0.06 U	0.06 U	0.06 U	0.06 U	0.07 U
7 Calcium	MG/KG	6060 *	2640 *	38700 *	89100 *	9940 *
8 Chromium	MG/KG	19.5	23.5	21.8	17.9	18.2
9 Cobalt	MG/KG	9 B	8.8 B	18.1	8.4 B	9 B
10 Copper	MG/KG	15.9	20.7	30.9	28.1	18.4
11 Cyanide	MG/KG	0.59 U	0.61 U	0.53 U	0.85 U	0.62 U
12 Iron	MG/KG	22800	29000	30100	17200	20800
13 Lead	MG/KG	37.4 *	13.6 *	18.6 *	94.8 *	11.2 *
14 Magnesium	MG/KG	3640 *	4530 *	9630 *	11500 *	4260 *
15 Manganese	MG/KG	779 *	355 *	1700 *	389 *	452 *
16 Mercury	MG/KG	0.06 B	0.04 B	0.03 B	0.04 B	0.02 B
17 Nickel	MG/KG	21.3	26.5	53.3	24.3	31.5
18 Potassium	MG/KG	1330	1490	1300	1920	1630
19 Selenium	MG/KG	0.83 B	0.83 B	0.91 B	0.73 B	0.89 U
20 Silver	MG/KG	1.1 U	1 U	0.97 U	0.97 U	1.2 U
21 Sodium	MG/KG	41 U	39.2 U	58.6 B	587 B	85.3 B
22 Thallium	MG/KG	1.8 B	1.3 B	1.6 B	0.98 B	0.8 B
23 Vanadium	MG/KG	26.2	29.3	23.5	28	18.7
24 Zinc	MG/KG	66.6	57.8	103	101	71

METALS

	SDG:	54003	54003	54003	54003	54003
	STUDY ID:	PHASE 1	PHASE 1	PHASE 1	PHASE 1	PHASE 1
	MATRIX:	SOIL	SOIL	SOIL	SOIL	SOIL
	LAB SAMP. ID:	273735	273485	273486	273487	273734
	EPA SAMP. ID:	SD25-15	SD25-2	SD25-4	SD25-5	SD25-6
	QC CODE:	SA	SA	SA	SA	SA
	% MOISTURE:					
	% SOLIDS:	81.2	71	66.2	61.2	82.3
PARAMETER	UNIT	VALUE Q	VALUE Q	VALUE Q	VALUE Q	VALUE Q
1 Aluminium	MG/KG	1720 *	9560 *	10900 *	14300 *	2330 *
2 Antimony	MG/KG	0.54 U	0.55 B	0.4 U	0.7 U	0.4 U
3 Arsenic	MG/KG	1.9 B	4.4	4	4.9	2.3
4 Barium	MG/KG	22 B	51.8	73.7	86.1	21.3 B
5 Beryllium	MG/KG	0.16 B	0.47 B	0.6 B	0.68 B	0.21 B
6 Cadmium	MG/KG	0.16 B	0.04 U	0.05 U	0.1 U	0.18 B
7 Calcium	MG/KG	139000 *	51300 *	8170 *	37100 *	169000 *
8 Chromium	MG/KG	7.5	15.1	16.2	21.9	76.6
9 Cobalt	MG/KG	2.3 B	7.4 B	7.7 B	9.9 B	2.9 B
10 Copper	MG/KG	10.8	20.8	17.7	22.5	18.4
11 Cyanide	MG/KG	0.58 U	0.82 U	0.65 U	0.87 U	0.7 U
12 Iron	MG/KG	6590	17100	18900	24800	7390
13 Lead	MG/KG	92.2 *	47.7 *	34.1 *	19 *	327 *
14 Magnesium	MG/KG	13000 *	12300 *	3830 *	8520 *	13200 *
15 Manganese	MG/KG	227 *	394 *	370 *	364 *	277 *
16 Mercury	MG/KG	0.01 B	0.05 B	0.05	0.05	0.01 U
17 Nickel	MG/KG	6.9 B	22.2	22	32.2	8.2
18 Potassium	MG/KG	609 B	1430	1270	2630	739 B
19 Selenium	MG/KG	0.9 U	0.61 B	0.77 B	1.3 B	0.67 U
20 Silver	MG/KG	1.3 U	0.78 U	0.94 U	1.6 U	0.94 U
21 Sodium	MG/KG	197 B	254 B	183 B	174 B	205 B
22 Thallium	MG/KG	0.73 U	0.45 U	0.87 B	1.1 B	0.54 U
23 Vanadium	MG/KG	6.1 B	19.2	18.7	25.4	7.7 B
24 Zinc	MG/KG	55.8	80.8	66.8	82.5	60.3

VOCs

SDG:	54011	54011	54011
STUDY ID:	PHASE 1	PHASE 1	PHASE 1
MATRIX:	WATER	WATER	WATER
LAB SAMP. ID:	273271	273265	272305
EPA SAMP. ID:	SS26-10RN	TB10495	TB92495
QC CODE:	FB	TB	TB
% MOISTURE:	0		
% SOLIDS:			

PARAMETER	UNIT	VALUE Q	VALUE Q	VALUE Q
1 1,1,1-Trichloroethane	ug/L	10 U	10 U	10 U
2 1,1,2,2-Tetrachloroethane	ug/L	10 U	10 U	10 U
3 1,1,2-Trichloroethene	ug/L	10 U	10 U	10 U
4 1,1-Dichloroethane	ug/L	10 U	10 U	10 U
5 1,1-Dichloroethene	ug/L	10 U	10 U	10 U
6 1,2-Dichlorooctopane	ug/L	10 U	10 U	10 U
7 1,2-Dichloroethane	ug/L	10 U	10 U	10 U
8 1,2-Dichloroethene (total)	ug/L	10 U	10 U	10 U
9 2-Butanone	ug/L	10 U	10 U	10 U
10 2-Hexanone	ug/L	10 U	10 U	10 U
11 4-Methyl-2-Pentanone	ug/L	10 U	10 U	10 U
12 Acetone	ug/L	10 U	10 U	10 U
13 Benzene	ug/L	10 U	10 U	10 U
14 Bromodichloromethane	ug/L	10 U	10 U	10 U
15 Bromoform	ug/L	10 U	10 U	10 U
16 Bromomethane	ug/L	10 U	10 U	10 U
17 Carbon Disulfide	ug/L	10 U	10 U	10 U
18 Carbon Tetrachloride	ug/L	10 U	10 U	10 U
19 Chlorobenzene	ug/L	10 U	10 U	10 U
20 Chloroethane	ug/L	10 U	10 U	10 U
21 Chloroform	ug/L	3 J	10 U	10 U
22 Chloromethane	ug/L	10 U	10 U	10 U
23 Dibromochloromethane	ug/L	10 U	10 U	10 U
24 Ethylbenzene	ug/L	10 U	10 U	10 U
25 Methylene Chloride	ug/L	10 U	10 U	10 U
26 Styrene	ug/L	10 U	10 U	10 U
27 Tetrachloroethene	ug/L	10 U	10 U	10 U
28 Toluene	ug/L	10 U	10 U	10 U
29 Trichloroethene	ug/L	10 U	10 U	10 U
30 Vinyl Chloride	ug/L	10 U	10 U	10 U
31 Xylene (total)	ug/L	10 U	10 U	10 U
32 cis-1,3-Dichlorooctopene	ug/L	10 U	10 U	10 U
33 trans-1,3-Dichlorooctopene	ug/L	10 U	10 U	10 U

VOCs

SDG:	54011
STUDY ID:	PHASE 1
MATRIX:	WATER
LAB SAMP. ID:	272306
EPA SAMP. ID:	TB92595
QC CODE:	TB
% MOISTURE:	
% SOLIDS:	

PARAMETER	UNIT	VALUE	Q
1 1,1,1-Trichloroethane	ug/L	10	U
2 1,1,2,2-Tetrachloroethane	ug/L	10	U
3 1,1,2-Trichloroethene	ug/L	10	U
4 1,1-Dichloroethane	ug/L	10	U
5 1,1-Dichloroethene	ug/L	10	U
6 1,2-Dichlorooctpane	ug/L	10	U
7 1,2-Dichloroethane	ug/L	10	U
8 1,2-Dichloroethene (total)	ug/L	10	U
9 2-Butanone	ug/L	10	U
10 2-Hexanone	ug/L	10	U
11 4-Methyl-2-Pentanone	ug/L	10	U
12 Acetone	ug/L	10	U
13 Benzene	ug/L	10	U
14 Bromodichloromethane	ug/L	10	U
15 Bromoform	ug/L	10	U
16 Bromomethane	ug/L	10	U
17 Carbon Disulfide	ug/L	10	U
18 Carbon Tetrachloride	ug/L	10	U
19 Chlorobenzene	ug/L	10	U
20 Chloroethane	ug/L	10	U
21 Chloroform	ug/L	10	U
22 Chloromethane	ug/L	10	U
23 Dibromochloromethane	ug/L	10	U
24 Ethylbenzene	ug/L	10	U
25 Methylene Chloride	ug/L	10	U
26 Styrene	ug/L	10	U
27 Tetrachloroethene	ug/L	10	U
28 Toluene	ug/L	10	U
29 Trichloroethene	ug/L	10	U
30 Vinyl Chloride	ug/L	10	U
31 Xylene (total)	ug/L	10	U
32 cis-1,3-Dichlorooctopene	ug/L	10	U
33 trans-1,3-Dichlorooctopene	ug/L	10	U

VOCs

SDG:	54011	54011	54011	54011	54011
STUDY ID:	PHASE 1	PHASE 1	PHASE 1	PHASE 1	PHASE 1
MATRIX:	SOIL	SOIL	SOIL	SOIL	SOIL
LAB SAMP. ID:	272303	273264	273260	273260	272303
EPA SAMP. ID:	SB26-9-04DL	SS26-50	SS26-11MS	SS26-11MSD	SB26-9-04
QC CODE:	DL	DU	MS	MSD	SA
% MOISTURE:	12	13	14	14	12
% SOLIDS:					

PARAMETER	UNIT	VALUE Q	VALUE Q	VALUE Q	VALUE Q	VALUE Q
1 1,1,1-Trichloroethane	ug/Kg	57 U	11 U	12 U	12 U	11 U
2 1,1,2,2-Tetrachloroethane	ug/Kg	57 U	11 U	12 U	12 U	11 U
3 1,1,2-Trichloroethene	ug/Kg	57 U	11 U	12 U	12 U	11 U
4 1,1-Dichloroethane	ug/Kg	57 U	11 U	12 U	12 U	11 U
5 1,1-Dichloroethene	ug/Kg	57 U	11 U	61	62	11 U
6 1,2-Dichloroethane	ug/Kg	57 U	11 U	12 U	12 U	11 U
7 1,2-Dichloroethene	ug/Kg	57 U	11 U	12 U	12 U	11 U
8 1,2-Dichloroethene (total)	ug/Kg	57 U	11 U	12 U	12 U	11 U
9 2-Butanone	ug/Kg	57 U	11 U	12 U	12 U	11 U
10 2-Hexanone	ug/Kg	57 U	11 U	12 U	12 U	11 U
11 4-Methyl-2-Pentanone	ug/Kg	57 U	11 U	12 U	12 U	11 U
12 Acetone	ug/Kg	37 J	11 U	12 U	12 U	120
13 Benzene	ug/Kg	57 U	11 U	66	68	11 U
14 Bromodichloromethane	ug/Kg	57 U	11 U	12 U	12 U	11 U
15 Bromoform	ug/Kg	57 U	11 U	12 U	12 U	11 U
16 Bromomethane	ug/Kg	57 U	11 U	12 U	12 U	11 U
17 Carbon Disulfide	ug/Kg	57 U	11 U	12 U	12 U	11 U
18 Carbon Tetrachloride	ug/Kg	57 U	11 U	12 U	12 U	11 U
19 Chlorobenzene	ug/Kg	57 U	11 U	65	68	11 U
20 Chloroethane	ug/Kg	57 U	11 U	12 U	12 U	11 U
21 Chloroform	ug/Kg	57 U	11 U	12 U	12 U	11 U
22 Chloromethane	ug/Kg	57 U	11 U	12 U	12 U	11 U
23 Dibromochloromethane	ug/Kg	57 U	11 U	12 U	12 U	11 U
24 Ethylbenzene	ug/Kg	57 U	11 U	12 U	12 U	11 U
25 Methylene Chloride	ug/Kg	57 U	11 U	12 U	12 U	730 E
26 Styrene	ug/Kg	57 U	11 U	12 U	12 U	11 U
27 Tetrachloroethene	ug/Kg	57 U	11 U	12 U	12 U	11 U
28 Toluene	ug/Kg	57 U	11 U	71	72	11 U
29 Trichloroethene	ug/Kg	57 U	11 U	61	62	11 U
30 Vinyl Chloride	ug/Kg	57 U	11 U	12 U	12 U	11 U
31 Xylene (total)	ug/Kg	57 U	11 U	12 U	12 U	11 U
32 cis-1,3-Dichloroethene	ug/Kg	57 U	11 U	12 U	12 U	11 U
33 trans-1,3-Dichloroethene	ug/Kg	57 U	11 U	12 U	12 U	11 U

VOCs

SDG:	54011	54011	54011	54011	54011
STUDY ID:	PHASE 1	PHASE 1	PHASE 1	PHASE 1	PHASE 1
MATRIX:	SOIL	SOIL	SOIL	SOIL	SOIL
LAB SAMP. ID:	272304	273489	273578	273490	273491
EPA SAMP. ID:	SB26-9-05	SD26-2	SD26-3	SD26-4	SD26-5
QC CODE:	SA	SA	SA	SA	SA
% MOISTURE:	12	24	36	31	49
% SOLIDS:					

PARAMETER	UNIT	VALUE Q	VALUE Q	VALUE Q	VALUE Q	VALUE Q
1 1,1,1-Trichloroethane	ug/Kg	11 U	13 U	16 U	14 U	20 U
2 1,1,2,2-Tetrachloroethane	ug/Kg	11 U	13 U	16 U	14 U	20 U
3 1,1,2-Trichloroethene	ug/Kg	11 U	13 U	16 U	14 U	20 U
4 1,1-Dichloroethane	ug/Kg	11 U	13 U	16 U	14 U	20 U
5 1,1-Dichloroethene	ug/Kg	11 U	13 U	16 U	14 U	20 U
6 1,2-Dichlorooctopane	ug/Kg	11 U	13 U	16 U	14 U	20 U
7 1,2-Dichloroethane	ug/Kg	11 U	13 U	16 U	14 U	20 U
8 1,2-Dichloroethene (total)	ug/Kg	11 U	13 U	16 U	14 U	20 U
9 2-Butanone	ug/Kg	11 U	13 U	16 U	14 U	20 U
10 2-Hexanone	ug/Kg	11 U	13 U	16 U	14 U	20 U
11 4-Methyl-2-Pentanone	ug/Kg	11 U	13 U	16 U	14 U	20 U
12 Acetone	ug/Kg	5 J	13 U	9 JB	3 JB	20 U
13 Benzene	ug/Kg	11 U	13 U	16 U	14 U	20 U
14 Bromodichloromethane	ug/Kg	11 U	13 U	16 U	14 U	20 U
15 Bromoform	ug/Kg	11 U	13 U	16 U	14 U	20 U
16 Bromomethane	ug/Kg	11 U	13 U	16 U	14 U	20 U
17 Carbon Disulfide	ug/Kg	11 U	13 U	16 U	14 U	20 U
18 Carbon Tetrachloride	ug/Kg	11 U	13 U	16 U	14 U	20 U
19 Chlorobenzene	ug/Kg	11 U	13 U	16 U	14 U	20 U
20 Chloroethane	ug/Kg	11 U	13 U	16 U	14 U	20 U
21 Chloroform	ug/Kg	11 U	13 U	16 U	14 U	20 U
22 Chloromethane	ug/Kg	11 U	13 U	16 U	14 U	20 U
23 Dibromochloromethane	ug/Kg	11 U	13 U	16 U	14 U	20 U
24 Ethylbenzene	ug/Kg	11 U	13 U	16 U	14 U	20 U
25 Methylene Chloride	ug/Kg	11 U	13 U	16 U	14 U	20 U
26 Styrene	ug/Kg	11 U	13 U	16 U	14 U	20 U
27 Tetrachloroethene	ug/Kg	11 U	13 U	16 U	14 U	20 U
28 Toluene	ug/Kg	11 U	13 U	16 U	14 U	20 U
29 Trichloroethene	ug/Kg	11 U	13 U	16 U	14 U	20 U
30 Vinyl Chloride	ug/Kg	11 U	13 U	16 U	14 U	20 U
31 Xylene (total)	ug/Kg	11 U	13 U	16 U	14 U	20 U
32 cis-1,3-Dichlorooctopene	ug/Kg	11 U	13 U	16 U	14 U	20 U
33 trans-1,3-Dichlorooctopene	ug/Kg	11 U	13 U	16 U	14 U	20 U

VOCs

SDG:	54011	54011	54011	54011	54011
STUDY ID:	PHASE 1	PHASE 1	PHASE 1	PHASE 1	PHASE 1
MATRIX:	SOIL	SOIL	SOIL	SOIL	SOIL
LAB SAMP. ID:	273492	273493	273494	273259	273260
EPA SAMP. ID:	SD26-6	SD26-7	SD26-9	SS26-10	SS26-11
QC CODE:	SA	SA	SA	SA	SA
% MOISTURE:	20	34	24	14	14
% SOLIDS:					

PARAMETER	UNIT	VALUE Q	VALUE Q	VALUE Q	VALUE Q	VALUE Q
1 1,1,1-Trichloroethane	ug/Kg	12 U	15 U	13 U	12 U	12 U
2 1,1,2,2-Tetrachloroethane	ug/Kg	12 U	15 U	13 U	12 U	12 U
3 1,1,2-Trichloroethene	ug/Kg	12 U	15 U	13 U	12 U	12 U
4 1,1-Dichloroethane	ug/Kg	12 U	15 U	13 U	12 U	12 U
5 1,1-Dichloroethene	ug/Kg	12 U	15 U	13 U	12 U	12 U
6 1,2-Dichlorooctopane	ug/Kg	12 U	15 U	13 U	12 U	12 U
7 1,2-Dichloroethane	ug/Kg	12 U	15 U	13 U	12 U	12 U
8 1,2-Dichloroethene (total)	ug/Kg	12 U	15 U	13 U	12 U	12 U
9 2-Butanone	ug/Kg	12 U	15 U	13 U	12 U	12 U
10 2-Hexanone	ug/Kg	12 U	15 U	13 U	12 U	12 U
11 4-Methyl-2-Pentanone	ug/Kg	12 U	15 U	13 U	12 U	12 U
12 Acetone	ug/Kg	12 U	15 U	13 U	12 U	12 U
13 Benzene	ug/Kg	12 U	15 U	13 U	12 U	12 U
14 Bromodichloromethane	ug/Kg	12 U	15 U	13 U	12 U	12 U
15 Bromoform	ug/Kg	12 U	15 U	13 U	12 U	12 U
16 Bromomethane	ug/Kg	12 U	15 U	13 U	12 U	12 U
17 Carbon Disulfide	ug/Kg	12 U	15 U	13 U	12 U	12 U
18 Carbon Tetrachloride	ug/Kg	12 U	15 U	13 U	12 U	12 U
19 Chlorobenzene	ug/Kg	12 U	15 U	13 U	12 U	12 U
20 Chloroethane	ug/Kg	12 U	15 U	13 U	12 U	12 U
21 Chloroform	ug/Kg	1 J	3 J	13 U	12 U	12 U
22 Chloromethane	ug/Kg	12 U	15 U	13 U	12 U	12 U
23 Dibromochloromethane	ug/Kg	12 U	15 U	13 U	12 U	12 U
24 Ethylbenzene	ug/Kg	12 U	15 U	13 U	12 U	12 U
25 Methylene Chloride	ug/Kg	12 U	15 U	13 U	12 U	12 U
26 Styrene	ug/Kg	12 U	15 U	13 U	12 U	12 U
27 Tetrachloroethene	ug/Kg	12 U	15 U	13 U	12 U	12 U
28 Toluene	ug/Kg	12 U	15 U	13 U	12 U	12 U
29 Trichloroethene	ug/Kg	12 U	15 U	13 U	12 U	12 U
30 Vinyl Chloride	ug/Kg	12 U	15 U	13 U	12 U	12 U
31 Xylene (total)	ug/Kg	12 U	15 U	13 U	12 U	12 U
32 cis-1,3-Dichlorooctopene	ug/Kg	12 U	15 U	13 U	12 U	12 U
33 trans-1,3-Dichlorooctopene	ug/Kg	12 U	15 U	13 U	12 U	12 U

VOCs

SDG:	54011	54011	54011
STUDY ID:	PHASE 1	PHASE 1	PHASE 1
MATRIX:	SOIL	SOIL	SOIL
LAB SAMP. ID:	273261	273262	273263
EPA SAMP. ID:	SS26-12	SS26-13	SS26-14
QC CODE:	SA	SA	SA
% MOISTURE:	8	5	11
% SOLIDS:			

PARAMETER	UNIT	VALUE Q	VALUE Q	VALUE Q
1 1,1,1-Trichloroethane	ug/Kg	11 U	10 U	11 U
2 1,1,2,2-Tetrachloroethane	ug/Kg	11 U	10 U	11 U
3 1,1,2-Trichloroethene	ug/Kg	11 U	10 U	11 U
4 1,1-Dichloroethane	ug/Kg	11 U	10 U	11 U
5 1,1-Dichloroethene	ug/Kg	11 U	2 J	11 U
6 1,2-Dichlorooctopane	ug/Kg	11 U	10 U	11 U
7 1,2-Dichloroethane	ug/Kg	11 U	10 U	11 U
8 1,2-Dichloroethene (total)	ug/Kg	11 U	10 U	11 U
9 2-Butanone	ug/Kg	11 U	10 U	11 U
10 2-Hexanone	ug/Kg	11 U	10 U	11 U
11 4-Methyl-2-Pentanone	ug/Kg	11 U	10 U	11 U
12 Acetone	ug/Kg	11 U	10 U	4 JB
13 Benzene	ug/Kg	11 U	3 J	11 U
14 Bromodichloromethane	ug/Kg	11 U	10 U	11 U
15 Bromoform	ug/Kg	11 U	10 U	11 U
16 Bromomethane	ug/Kg	11 U	10 U	11 U
17 Carbon Disulfide	ug/Kg	11 U	10 U	11 U
18 Carbon Tetrachloride	ug/Kg	11 U	10 U	11 U
19 Chlorobenzene	ug/Kg	11 U	4 J	11 U
20 Chloroethane	ug/Kg	11 U	10 U	11 U
21 Chloroform	ug/Kg	11 U	10 U	11 U
22 Chloromethane	ug/Kg	11 U	10 U	11 U
23 Dibromochloromethane	ug/Kg	11 U	10 U	11 U
24 Ethylbenzene	ug/Kg	11 U	10 U	11 U
25 Methylene Chloride	ug/Kg	11 U	10 U	11 U
26 Styrene	ug/Kg	11 U	10 U	11 U
27 Tetrachloroethene	ug/Kg	11 U	10 U	11 U
28 Toluene	ug/Kg	11 U	4 J	11 U
29 Trichloroethene	ug/Kg	11 U	4 J	11 U
30 Vinyl Chloride	ug/Kg	11 U	10 U	11 U
31 Xylene (total)	ug/Kg	11 U	10 U	11 U
32 cis-1,3-Dichlorooctopene	ug/Kg	11 U	10 U	11 U
33 trans-1,3-Dichlorooctopene	ug/Kg	11 U	10 U	11 U

SVOCs

SDG:	54011
STUDY ID:	PHASE 1
MATRIX:	WATER
LAB SAMP. ID:	273271
EPA SAMP. ID:	SS26-10RN
QC CODE:	FB
% MOISTURE:	
% SOLIDS:	

PARAMETER	UNIT	VALUE Q
1 1,2,4-Trichlorobenzene	UG/L	10 U
1 1,2,4-Trichlorobenzene	UG/L	10 U
2 1,2-Dichlorobenzene	UG/L	10 U
3 1,3-Dichlorobenzene	UG/L	10 U
4 1,4-Dichlorobenzene	UG/L	10 U
5 2,4,5-Trichlorophenol	UG/L	25 U
6 2,4,6-Trichlorophenol	UG/L	10 U
7 2,4-Dichlorophenol	UG/L	10 U
8 2,4-Dimethylphenol	UG/L	10 U
9 2,4-Dinitrophenol	UG/L	25 U
10 2,4-Dinitrotoluene	UG/L	10 U
11 2,6-Dinitrotoluene	UG/L	10 U
12 2-Chloronaphthalene	UG/L	10 U
13 2-Chlorophenol	UG/L	10 U
14 2-Methylnaphthalene	UG/L	10 U
15 2-Methylphenol	UG/L	10 U
16 2-Nitroaniline	UG/L	25 U
17 2-Nitrophenol	UG/L	10 U
18 3,3'-Dichlorobenzidine	UG/L	10 U
19 3-Nitroaniline	UG/L	25 U
20 4,6-Dinitro-2-methylphenol	UG/L	25 U
21 4-Bromophenyl-phenylether	UG/L	10 U
22 4-Chloro-3-methylphenol	UG/L	10 U
23 4-Chloroaniline	UG/L	10 U
24 4-Chlorophenyl-phenylether	UG/L	10 U
25 4-Methylphenol	UG/L	10 U
26 4-Nitroaniline	UG/L	25 U
27 4-Nitrophenol	UG/L	25 U
28 Acenaphthene	UG/L	10 U
29 Acenaphthylene	UG/L	10 U
30 Anthracene	UG/L	10 U
31 Benzo(a)anthracene	UG/L	10 U
32 Benzo(a)pyrene	UG/L	10 U
33 Benzo(b)fluoranthene	UG/L	10 U
34 Benzo(g,h,i)perylene	UG/L	10 U

SVOCs

SDG:	54011
STUDY ID:	PHASE 1
MATRIX:	WATER
LAB SAMP. ID:	273271
EPA SAMP. ID:	SS26-10RN
QC CODE:	FB
% MOISTURE:	
% SOLIDS:	

	PARAMETER	UNIT	VALUE	Q
1	1,2,4-Trichlorobenzene	UG/L	10	U
35	Butylbenzylphthalate	UG/L	10	U
36	Carbazole	UG/L	10	U
37	Chrysene	UG/L	10	U
38	Di-n-butylphthalate	UG/L	10	U
39	Di-n-oprylphthalate	UG/L	10	U
40	Dibenz(a,h)anthracene	UG/L	10	U
41	Dibenzofuran	UG/L	10	U
42	Diethylphthalate	UG/L	10	U
43	Dimethylphthalate	UG/L	10	U
44	Fluoranthene	UG/L	10	U
45	Fluorene	UG/L	10	U
46	Hexachlorobenzene	UG/L	10	U
47	Hexachlorobutadiene	UG/L	10	U
48	Hexachlorocyclopentadiene	UG/L	10	U
49	Hexachloroethane	UG/L	10	U
50	Indeno(1,2,3-cd)pyrene	UG/L	10	U
51	Isophorone	UG/L	10	U
52	N-Nitroso-di-n-ctopylamine	UG/L	10	U
53	N-Nitrosodiphenylamine (1)	UG/L	10	U
54	Naphthalene	UG/L	10	U
55	Nitrobenzene	UG/L	10	U
56	Pentachlorophenol	UG/L	25	U
57	Phenanthrene	UG/L	10	U
58	Phenol	UG/L	10	U
59	Pyrene	UG/L	10	U
60	benzo(k)fluoranthene	UG/L	10	U
61	bis(2-Chloroethoxy) methane	UG/L	10	U
62	bis(2-Chloroethyl) ether	UG/L	10	U
63	bis(2-Chloroisooctopyl) ether	UG/L	10	U
64	bis(2-Ethylhexyl)phthalate	UG/L	9	BJ

SVOCs

SDG:	54011	54011	54011	54011	54011	54011
STUDY ID:	PHASE 1	PHASE 1	PHASE 1	PHASE 1	PHASE 1	PHASE 1
MATRIX:	SOIL	SOIL	SOIL	SOIL	SOIL	SOIL
LAB SAMP. ID:	273264	273260	273260	272303	272304	273489
EPA SAMP. ID:	SS26-50	SS26-11MS	SS26-11MSD	SB26-9-04	SB26-9-05	SD26-2
QC CODE:	DU	MS	MSD	SA	SA	SA
% MOISTURE:	12	11	11	9	11	38
% SOLIDS:						

PARAMETER	UNIT	VALUE Q	VALUE Q	VALUE Q	VALUE Q	VALUE Q	VALUE Q
1 1,2,4-Trichlorobenzene	UG/KG	370 U	1400	1500	360 U	370 U	530 U
1 1,2,4-Trichlorobenzene	UG/KG	370 U	1400	1500	360 U	370 U	530 U
2 1,2-Dichlorobenzene	UG/KG	370 U	370 U	370 U	360 U	370 U	530 U
3 1,3-Dichlorobenzene	UG/KG	370 U	370 U	370 U	360 U	370 U	530 U
4 1,4-Dichlorobenzene	UG/KG	370 U	1200	1200	360 U	370 U	530 U
5 2,4,5-Trichlorophenol	UG/KG	910 U	900 U	900 U	880 U	900 U	1300 U
6 2,4,6-Trichlorophenol	UG/KG	370 U	370 U	370 U	360 U	370 U	530 U
7 2,4-Dichlorophenol	UG/KG	370 U	370 U	370 U	360 U	370 U	530 U
8 2,4-Dimethylphenol	UG/KG	370 U	370 U	370 U	360 U	370 U	530 U
9 2,4-Dinitrophenol	UG/KG	910 U	900 U	900 U	880 U	900 U	1300 U
10 2,4-Dinitrotoluene	UG/KG	370 U	1200	1300	360 U	370 U	530 U
11 2,6-Dinitrotoluene	UG/KG	370 U	370 U	370 U	360 U	370 U	530 U
12 2-Chloronaphthalene	UG/KG	370 U	370 U	370 U	360 U	370 U	530 U
13 2-Chlorophenol	UG/KG	370 U	2500	2200	360 U	370 U	530 U
14 2-Methylnaphthalene	UG/KG	370 U	370 U	370 U	360 U	370 U	530 U
15 2-Methylphenol	UG/KG	370 U	370 U	370 U	360 U	370 U	530 U
16 2-Nitroaniline	UG/KG	910 U	900 U	900 U	880 U	900 U	1300 U
17 2-Nitrophenol	UG/KG	370 U	370 U	370 U	360 U	370 U	530 U
18 3,3'-Dichlorobenzidine	UG/KG	370 U	370 U	370 U	360 U	370 U	530 U
19 3-Nitroaniline	UG/KG	910 U	900 U	900 U	880 U	900 U	1300 U
20 4,6-Dinitro-2-methylphenol	UG/KG	910 U	900 U	900 U	880 U	900 U	1300 U
21 4-Bromophenyl-phenylether	UG/KG	370 U	370 U	370 U	360 U	370 U	530 U
22 4-Chloro-3-methylphenol	UG/KG	370 U	1900	2000	360 U	370 U	530 U
23 4-Chloroaniline	UG/KG	370 U	370 U	370 U	360 U	370 U	530 U
24 4-Chlorophenyl-phenylether	UG/KG	370 U	370 U	370 U	360 U	370 U	530 U
25 4-Methylphenol	UG/KG	370 U	370 U	370 U	360 U	370 U	530 U
26 4-Nitroaniline	UG/KG	910 U	900 U	900 U	880 U	900 U	1300 U
27 4-Nitrophenol	UG/KG	910 U	1700	1800	880 U	900 U	1300 U
28 Acenaphthene	UG/KG	370 U	1400	1300	360 U	370 U	530 U
29 Acenaphthylene	UG/KG	370 U	370 U	370 U	360 U	370 U	69 J
30 Anthracene	UG/KG	370 U	370 U	370 U	360 U	370 U	180 J
31 Benzo(a)anthracene	UG/KG	58 J	76 J	370 U	360 U	370 U	440 J
32 Benzo(a)pyrene	UG/KG	84 J	73 J	370 U	38 J	370 U	370 J
33 Benzo(b)fluoranthene	UG/KG	71 J	83 J	47 J	360 U	370 U	650
34 Benzo(g,h,i)perylene	UG/KG	95 J	62 J	370 U	360 U	370 U	520 J

SVOCs

SDG:	54011	54011	54011	54011	54011	54011
STUDY ID:	PHASE 1	PHASE 1	PHASE 1	PHASE 1	PHASE 1	PHASE 1
MATRIX:	SOIL	SOIL	SOIL	SOIL	SOIL	SOIL
LAB SAMP. ID:	273264	273260	273260	272303	272304	273489
EPA SAMP. ID:	SS26-50	SS26-11MS	SS26-11MSD	SB26-9-04	SB26-9-05	SD26-2
QC CODE:	DU	MS	MSD	SA	SA	SA
% MOISTURE:	12	11	11	9	11	38
% SOLIDS:						

PARAMETER	UNIT	VALUE Q	VALUE Q	VALUE Q	VALUE Q	VALUE Q	VALUE Q
1 1,2,4-Trichlorobenzene	UG/KG	370 U	1400	1500	360 U	370 U	530 U
35 Butylbenzylphthalate	UG/KG	370 U	370 U	370 U	360 U	370 U	530 U
36 Carbazole	UG/KG	370 U	370 U	370 U	360 U	370 U	90 J
37 Chrysene	UG/KG	65 J	81 J	38 J	360 U	370 U	980
38 Di-n-butylphthalate	UG/KG	370 U	63 J	50 J	360 U	370 U	80 BJ
39 Di-n-oprylphthalate	UG/KG	370 U	370 U	370 U	360 U	370 U	530 U
40 Dibenz(a,h)anthracene	UG/KG	370 U	370 U	370 U	360 U	370 U	130 J
41 Dibenzofuran	UG/KG	370 U	370 U	370 U	360 U	370 U	530 U
42 Diethylphthalate	UG/KG	370 U	370 U	370 U	360 U	370 U	530 U
43 Dimethylphthalate	UG/KG	370 U	370 U	370 U	360 U	370 U	530 U
44 Fluoranthene	UG/KG	140 J	190 J	75 J	48 J	370 U	2800
45 Fluorene	UG/KG	370 U	370 U	370 U	360 U	370 U	530 U
46 Hexachlorobenzene	UG/KG	370 U	370 U	370 U	360 U	370 U	530 U
47 Hexachlorobutadiene	UG/KG	370 U	370 U	370 U	360 U	370 U	530 U
48 Hexachlorocyclopentadiene	UG/KG	370 U	370 U	370 U	360 U	370 U	530 U
49 Hexachloroethane	UG/KG	370 U	370 U	370 U	360 U	370 U	530 U
50 Indeno(1,2,3-cd)pyrene	UG/KG	54 J	49 J	370 U	360 U	370 U	320 J
51 Isophorone	UG/KG	370 U	370 U	370 U	360 U	370 U	530 U
52 N-Nitroso-di-n-ctopylamine	UG/KG	370 U	1300	1200	360 U	370 U	530 U
53 N-Nitrosodiphenylamine (1)	UG/KG	370 U	370 U	370 U	360 U	370 U	530 U
54 Naphthalene	UG/KG	370 U	370 U	370 U	360 U	370 U	530 U
55 Nitrobenzene	UG/KG	370 U	370 U	370 U	360 U	370 U	530 U
56 Pentachlorophenol	UG/KG	910 U	1900	1900	880 U	900 U	1300 U
57 Phenanthrene	UG/KG	80 J	100 J	370 U	360 U	370 U	370 J
58 Phenol	UG/KG	370 U	1900	1800	360 U	370 U	530 U
59 Pyrene	UG/KG	120 J	1500	1400	360 U	370 U	2000
60 benzo(k)fluoranthene	UG/KG	88 J	64 J	370 U	41 J	370 U	800
61 bis(2-Chloroethoxy) methane	UG/KG	370 U	370 U	370 U	360 U	370 U	530 U
62 bis(2-Chloroethyl) ether	UG/KG	370 U	370 U	370 U	360 U	370 U	530 U
63 bis(2-Chloroisooctyl) ether	UG/KG	370 U	370 U	370 U	360 U	370 U	530 U
64 bis(2-Ethylhexyl)phthalate	UG/KG	200 J	230 J	140 J	130 J	120 J	530 U

SVOCs

SDG:	54011	54011	54011	54011	54011
STUDY ID:	PHASE 1	PHASE 1	PHASE 1	PHASE 1	PHASE 1
MATRIX:	SOIL	SOIL	SOIL	SOIL	SOIL
LAB SAMP. ID:	273578	273490	273491	273492	273493
EPA SAMP. ID:	SD26-3	SD26-4	SD26-5	SD26-6	SD26-7
QC CODE:	SA	SA	SA	SA	SA
% MOISTURE:	32	29	36	25	32
% SOLIDS:					

PARAMETER	UNIT	VALUE Q	VALUE Q	VALUE Q	VALUE Q	VALUE Q
1 1,2,4-Trichlorobenzene	UG/KG	480 U	460 U	520 U	440 U	480 U
1 1,2,4-Trichlorobenzene	UG/KG	480 U	460 U	520 U	440 U	480 U
2 1,2-Dichlorobenzene	UG/KG	480 U	460 U	520 U	440 U	480 U
3 1,3-Dichlorobenzene	UG/KG	480 U	460 U	520 U	440 U	480 U
4 1,4-Dichlorobenzene	UG/KG	480 U	460 U	520 U	440 U	480 U
5 2,4,5-Trichlorophenol	UG/KG	1200 U	1100 U	1200 U	1100 U	1200 U
6 2,4,6-Trichlorophenol	UG/KG	480 U	460 U	520 U	440 U	480 U
7 2,4-Dichlorophenol	UG/KG	480 U	460 U	520 U	440 U	480 U
8 2,4-Dimethylphenol	UG/KG	480 U	460 U	520 U	440 U	480 U
9 2,4-Dinitrophenol	UG/KG	1200 U	1100 U	1200 U	1100 U	1200 U
10 2,4-Dinitrotoluene	UG/KG	480 U	460 U	520 U	440 U	480 U
11 2,6-Dinitrotoluene	UG/KG	480 U	460 U	520 U	440 U	480 U
12 2-Chloronaphthalene	UG/KG	480 U	460 U	520 U	440 U	480 U
13 2-Chlorophenol	UG/KG	480 U	460 U	520 U	440 U	480 U
14 2-Methylnaphthalene	UG/KG	480 U	460 U	520 U	440 U	480 U
15 2-Methylphenol	UG/KG	480 U	460 U	520 U	440 U	480 U
16 2-Nitroaniline	UG/KG	1200 U	1100 U	1200 U	1100 U	1200 U
17 2-Nitrophenol	UG/KG	480 U	460 U	520 U	440 U	480 U
18 3,3'-Dichlorobenzidine	UG/KG	480 U	460 U	520 U	440 U	480 U
19 3-Nitroaniline	UG/KG	1200 U	1100 U	1200 U	1100 U	1200 U
20 4,6-Dinitro-2-methylphenol	UG/KG	1200 U	1100 U	1200 U	1100 U	1200 U
21 4-Bromophenyl-phenylether	UG/KG	480 U	460 U	520 U	440 U	480 U
22 4-Chloro-3-methylphenol	UG/KG	480 U	460 U	520 U	440 U	480 U
23 4-Chloroaniline	UG/KG	480 U	460 U	520 U	440 U	480 U
24 4-Chlorophenyl-phenylether	UG/KG	480 U	460 U	520 U	440 U	480 U
25 4-Methylphenol	UG/KG	480 U	460 U	520 U	440 U	480 U
26 4-Nitroaniline	UG/KG	1200 U	1100 U	1200 U	1100 U	1200 U
27 4-Nitrophenol	UG/KG	1200 U	1100 U	1200 U	1100 U	1200 U
28 Acenaphthene	UG/KG	480 U	460 U	520 U	440 U	480 U
29 Acenaphthylene	UG/KG	480 U	460 U	89 J	440 U	480 U
30 Anthracene	UG/KG	58 J	460 U	170 J	46 J	480 U
31 Benzo(a)anthracene	UG/KG	140 J	460 U	450 J	190 J	480 U
32 Benzo(a)pyrene	UG/KG	140 J	460 U	610	200 J	53 J
33 Benzo(b)fluoranthene	UG/KG	140 J	460 U	1200	370 J	96 J
34 Benzo(g,h,i)perylene	UG/KG	100 J	55 J	750	180 J	480 U

SVOCs

SDG:	54011	54011	54011	54011	54011
STUDY ID:	PHASE 1	PHASE 1	PHASE 1	PHASE 1	PHASE 1
MATRIX:	SOIL	SOIL	SOIL	SOIL	SOIL
LAB SAMP. ID:	273578	273490	273491	273492	273493
EPA SAMP. ID:	SD26-3	SD26-4	SD26-5	SD26-6	SD26-7
QC CODE:	SA	SA	SA	SA	SA
% MOISTURE:	32	29	36	25	32
% SOLIDS:					

PARAMETER	UNIT	VALUE Q	VALUE Q	VALUE Q	VALUE Q	VALUE Q
1 1,2,4-Trichlorobenzene	UG/KG	480 U	460 U	520 U	440 U	480 U
35 Butylbenzylphthalate	UG/KG	480 U	460 U	520 U	440 U	480 U
36 Carbazole	UG/KG	480 U	460 U	52 J	440 U	480 U
37 Chrysene	UG/KG	170 J	460 U	1000	340 J	67 J
38 Di-n-butylphthalate	UG/KG	140 BJ	78 BJ	76 BJ	67 BJ	67 BJ
39 Di-n-oprylphthalate	UG/KG	480 U	460 U	520 U	440 U	480 U
40 Dibenz(a,h)anthracene	UG/KG	480 U	460 U	220 J	440 U	480 U
41 Dibenzofuran	UG/KG	480 U	460 U	520 U	440 U	480 U
42 Diethylphthalate	UG/KG	480 U	460 U	520 U	440 U	480 U
43 Dimethylphthalate	UG/KG	480 U	460 U	520 U	440 U	480 U
44 Fluoranthene	UG/KG	370 J	51 J	750	330 J	75 J
45 Fluorene	UG/KG	480 U	460 U	520 U	440 U	480 U
46 Hexachlorobenzene	UG/KG	480 U	460 U	520 U	440 U	480 U
47 Hexachlorobutadiene	UG/KG	480 U	460 U	520 U	440 U	480 U
48 Hexachlorocyclopentadiene	UG/KG	480 U	460 U	520 U	440 U	480 U
49 Hexachloroethane	UG/KG	480 U	460 U	520 U	440 U	480 U
50 Indeno(1,2,3-cd)pyrene	UG/KG	98 J	460 U	500 J	150 J	480 U
51 Isophorone	UG/KG	480 U	460 U	520 U	440 U	480 U
52 N-Nitroso-di-n-ctopylamine	UG/KG	480 U	460 U	520 U	440 U	480 U
53 N-Nitrosodiphenylamine (1)	UG/KG	480 U	460 U	520 U	440 U	480 U
54 Naphthalene	UG/KG	480 U	460 U	520 U	440 U	480 U
55 Nitrobenzene	UG/KG	480 U	460 U	520 U	440 U	480 U
56 Pentachlorophenol	UG/KG	1200 U	1100 U	1200 U	1100 U	1200 U
57 Phenanthrene	UG/KG	210 J	460 U	100 J	75 J	480 U
58 Phenol	UG/KG	480 U	460 U	520 U	440 U	480 U
59 Pyrene	UG/KG	280 J	460 U	810	350 J	71 J
60 benzo(k)fluoranthene	UG/KG	170 J	460 U	750	280 J	59 J
61 bis(2-Chloroethoxy) methane	UG/KG	480 U	460 U	520 U	440 U	480 U
62 bis(2-Chloroethyl) ether	UG/KG	480 U	460 U	520 U	440 U	480 U
63 bis(2-Chloroisooctopyl) ether	UG/KG	480 U	460 U	520 U	440 U	480 U
64 bis(2-Ethylhexyl)phthalate	UG/KG	480 U	290 J	55 J	440 U	480 U

SVOCs

SDG:	54011	54011	54011	54011	54011
STUDY ID:	PHASE 1	PHASE 1	PHASE 1	PHASE 1	PHASE 1
MATRIX:	SOIL	SOIL	SOIL	SOIL	SOIL
LAB SAMP. ID:	273494	273259	273260	273261	273262
EPA SAMP. ID:	SD26-9	SS26-10	SS26-11	SS26-12	SS26-13
QC CODE:	SA	SA	SA	SA	SA
% MOISTURE:	27	14	11	9	5
% SOLIDS:					

PARAMETER	UNIT	VALUE Q	VALUE Q	VALUE Q	VALUE Q	VALUE Q
1 1,2,4-Trichlorobenzene	UG/KG	450 U	380 U	370 U	360 U	340 U
1 1,2,4-Trichlorobenzene	UG/KG	450 U	380 U	370 U	360 U	340 U
2 1,2-Dichlorobenzene	UG/KG	450 U	380 U	370 U	360 U	340 U
3 1,3-Dichlorobenzene	UG/KG	450 U	380 U	370 U	360 U	340 U
4 1,4-Dichlorobenzene	UG/KG	450 U	380 U	370 U	360 U	340 U
5 2,4,5-Trichlorophenol	UG/KG	1100 U	920 U	890 U	870 U	830 U
6 2,4,6-Trichlorophenol	UG/KG	450 U	380 U	370 U	360 U	340 U
7 2,4-Dichlorophenol	UG/KG	450 U	380 U	370 U	360 U	340 U
8 2,4-Dimethylphenol	UG/KG	450 U	380 U	370 U	360 U	340 U
9 2,4-Dinitrophenol	UG/KG	1100 U	920 U	890 U	870 U	830 U
10 2,4-Dinitrotoluene	UG/KG	450 U	380 U	370 U	360 U	340 U
11 2,6-Dinitrotoluene	UG/KG	450 U	380 U	370 U	360 U	340 U
12 2-Chloronaphthalene	UG/KG	450 U	380 U	370 U	360 U	340 U
13 2-Chlorophenol	UG/KG	450 U	380 U	370 U	360 U	340 U
14 2-Methylnaphthalene	UG/KG	450 U	380 U	370 U	360 U	340 U
15 2-Methylphenol	UG/KG	450 U	380 U	370 U	360 U	340 U
16 2-Nitroaniline	UG/KG	1100 U	920 U	890 U	870 U	830 U
17 2-Nitrophenol	UG/KG	450 U	380 U	370 U	360 U	340 U
18 3,3'-Dichlorobenzidine	UG/KG	450 U	380 U	370 U	360 U	340 U
19 3-Nitroaniline	UG/KG	1100 U	920 U	890 U	870 U	830 U
20 4,6-Dinitro-2-methylphenol	UG/KG	1100 U	920 U	890 U	870 U	830 U
21 4-Bromophenyl-phenylether	UG/KG	450 U	380 U	370 U	360 U	340 U
22 4-Chloro-3-methylphenol	UG/KG	450 U	380 U	370 U	360 U	340 U
23 4-Chloroaniline	UG/KG	450 U	380 U	370 U	360 U	340 U
24 4-Chlorophenyl-phenylether	UG/KG	450 U	380 U	370 U	360 U	340 U
25 4-Methylphenol	UG/KG	450 U	380 U	370 U	360 U	340 U
26 4-Nitroaniline	UG/KG	1100 U	920 U	890 U	870 U	830 U
27 4-Nitrophenol	UG/KG	1100 U	920 U	890 U	870 U	830 U
28 Acenaphthene	UG/KG	450 U	380 U	370 U	360 U	340 U
29 Acenaphthylene	UG/KG	450 U	380 U	370 U	360 U	340 U
30 Anthracene	UG/KG	450 U	380 U	370 U	360 U	340 U
31 Benzo(a)anthracene	UG/KG	59 J	66 J	66 J	76 J	340 U
32 Benzo(a)pyrene	UG/KG	110 J	59 J	64 J	72 J	340 U
33 Benzo(b)fluoranthene	UG/KG	230 J	58 J	73 J	84 J	340 U
34 Benzo(g,h,i)perylene	UG/KG	450 U	55 J	57 J	74 J	340 U

SVOCs

SDG:	54011	54011	54011	54011	54011
STUDY ID:	PHASE 1	PHASE 1	PHASE 1	PHASE 1	PHASE 1
MATRIX:	SOIL	SOIL	SOIL	SOIL	SOIL
LAB SAMP. ID:	273494	273259	273260	273261	273262
EPA SAMP. ID:	SD26-9	SS26-10	SS26-11	SS26-12	SS26-13
QC CODE:	SA	SA	SA	SA	SA
% MOISTURE:	27	14	11	9	5
% SOLIDS:					

PARAMETER	UNIT	VALUE Q	VALUE Q	VALUE Q	VALUE Q	VALUE Q
1 1,2,4-Trichlorobenzene	UG/KG	450 U	380 U	370 U	360 U	340 U
35 Butylbenzylphthalate	UG/KG	450 U	380 U	370 U	360 U	340 U
36 Carbazole	UG/KG	450 U	380 U	370 U	360 U	340 U
37 Chrysene	UG/KG	170 J	70 J	71 J	84 J	340 U
38 Di-n-butylphthalate	UG/KG	65 BJ	380 U	60 J	360 U	340 U
39 Di-n-opylphthalate	UG/KG	450 U	380 U	370 U	360 U	340 U
40 Dibenz(a,h)anthracene	UG/KG	450 U	380 U	370 U	360 U	340 U
41 Dibenzofuran	UG/KG	450 U	380 U	370 U	360 U	340 U
42 Diethylphthalate	UG/KG	450 U	380 U	370 U	360 U	340 U
43 Dimethylphthalate	UG/KG	450 U	380 U	370 U	360 U	340 U
44 Fluoranthene	UG/KG	130 J	130 J	170 J	190 J	340 U
45 Fluorene	UG/KG	450 U	380 U	370 U	360 U	340 U
46 Hexachlorobenzene	UG/KG	450 U	380 U	370 U	360 U	340 U
47 Hexachlorobutadiene	UG/KG	450 U	380 U	370 U	360 U	340 U
48 Hexachlorocyclopentadiene	UG/KG	450 U	380 U	370 U	360 U	340 U
49 Hexachloroethane	UG/KG	450 U	380 U	370 U	360 U	340 U
50 Indeno(1,2,3-cd)pyrene	UG/KG	72 J	44 J	48 J	51 J	340 U
51 Isophorone	UG/KG	450 U	380 U	370 U	360 U	340 U
52 N-Nitroso-di-n-ctopylamine	UG/KG	450 U	380 U	370 U	360 U	340 U
53 N-Nitrosodiphenylamine (1)	UG/KG	450 U	380 U	370 U	360 U	340 U
54 Naphthalene	UG/KG	450 U	380 U	370 U	360 U	340 U
55 Nitrobenzene	UG/KG	450 U	380 U	370 U	360 U	340 U
56 Pentachlorophenol	UG/KG	1100 U	920 U	890 U	870 U	830 U
57 Phenanthrene	UG/KG	450 U	49 J	99 J	83 J	340 U
58 Phenol	UG/KG	450 U	380 U	370 U	360 U	340 U
59 Pyrene	UG/KG	130 J	120 J	120 J	160 J	39 J
60 benzo(k)fluoranthene	UG/KG	140 J	60 J	59 J	61 J	340 U
61 bis(2-Chloroethoxy) methane	UG/KG	450 U	380 U	370 U	360 U	340 U
62 bis(2-Chloroethyl) ether	UG/KG	450 U	380 U	370 U	360 U	340 U
63 bis(2-Chloroisooctopyl) ether	UG/KG	450 U	380 U	370 U	360 U	340 U
64 bis(2-Ethylhexyl)phthalate	UG/KG	450 U	250 J	120 J	97 J	57 J

SVOCs

SDG:	54011	54011
STUDY ID:	PHASE 1	PHASE 1
MATRIX:	SOIL	SOIL
LAB SAMP. ID:	273263	273258
EPA SAMP. ID:	SS26-14	SS26-9
QC CODE:	SA	SA
% MOISTURE:	11	11
% SOLIDS:		

PARAMETER	UNIT	VALUE Q	VALUE Q
1 1,2,4-Trichlorobenzene	UG/KG	2400 U	370 U
1 1,2,4-Trichlorobenzene	UG/KG	2400 U	370 U
2 1,2-Dichlorobenzene	UG/KG	2400 U	370 U
3 1,3-Dichlorobenzene	UG/KG	2400 U	370 U
4 1,4-Dichlorobenzene	UG/KG	2400 U	370 U
5 2,4,5-Trichlorophenol	UG/KG	5900 U	900 U
6 2,4,6-Trichlorophenol	UG/KG	2400 U	370 U
7 2,4-Dichlorophenol	UG/KG	2400 U	370 U
8 2,4-Dimethylphenol	UG/KG	2400 U	370 U
9 2,4-Dinitrophenol	UG/KG	5900 U	900 U
10 2,4-Dinitrotoluene	UG/KG	2400 U	370 U
11 2,6-Dinitrotoluene	UG/KG	2400 U	370 U
12 2-Chloronaphthalene	UG/KG	2400 U	370 U
13 2-Chlorophenol	UG/KG	2400 U	370 U
14 2-Methylnaphthalene	UG/KG	2400 U	370 U
15 2-Methylphenol	UG/KG	2400 U	370 U
16 2-Nitroaniline	UG/KG	5900 U	900 U
17 2-Nitrophenol	UG/KG	2400 U	370 U
18 3,3'-Dichlorobenzidine	UG/KG	2400 U	370 U
19 3-Nitroaniline	UG/KG	5900 U	900 U
20 4,6-Dinitro-2-methylphenol	UG/KG	5900 U	900 U
21 4-Bromophenyl-phenylether	UG/KG	2400 U	370 U
22 4-Chloro-3-methylphenol	UG/KG	2400 U	370 U
23 4-Chloroaniline	UG/KG	2400 U	370 U
24 4-Chlorophenyl-phenylether	UG/KG	2400 U	370 U
25 4-Methylphenol	UG/KG	2400 U	370 U
26 4-Nitroaniline	UG/KG	5900 U	900 U
27 4-Nitrophenol	UG/KG	5900 U	900 U
28 Acenaphthene	UG/KG	990 J	370 U
29 Acenaphthylene	UG/KG	2400 U	370 U
30 Anthracene	UG/KG	1400 J	370 U
31 Benzo(a)anthracene	UG/KG	3000	44 J
32 Benzo(a)pyrene	UG/KG	2500	47 J
33 Benzo(b)fluoranthene	UG/KG	3100	44 J
34 Benzo(g,h,i)perylene	UG/KG	1400 J	40 J

SVOCs

SDG:	54011	54011
STUDY ID:	PHASE 1	PHASE 1
MATRIX:	SOIL	SOIL
LAB SAMP. ID:	273263	273258
EPA SAMP. ID:	SS26-14	SS26-9
QC CODE:	SA	SA
% MOISTURE:	11	11
% SOLIDS:		

PARAMETER	UNIT	VALUE	Q	VALUE	Q
1 1,2,4-Trichlorobenzene	UG/KG	2400	U	370	U
35 Butylbenzylphthalate	UG/KG	2400	U	370	U
36 Carbazole	UG/KG	1400	J	370	U
37 Chrysene	UG/KG	3300		54	J
38 Di-n-butylphthalate	UG/KG	2400	U	370	U
39 Di-n-oprylphthalate	UG/KG	2400	U	370	U
40 Dibenz(a,h)anthracene	UG/KG	580	J	370	U
41 Dibenzofuran	UG/KG	340	J	370	U
42 Diethylphthalate	UG/KG	2400	U	370	U
43 Dimethylphthalate	UG/KG	2400	U	370	U
44 Fluoranthene	UG/KG	11000		94	J
45 Fluorene	UG/KG	600	J	370	U
46 Hexachlorobenzene	UG/KG	2400	U	370	U
47 Hexachlorobutadiene	UG/KG	2400	U	370	U
48 Hexachlorocyclopentadiene	UG/KG	2400	U	370	U
49 Hexachloroethane	UG/KG	2400	U	370	U
50 Indeno(1,2,3-cd)pyrene	UG/KG	1300	J	370	U
51 Isophorone	UG/KG	2400	U	370	U
52 N-Nitroso-di-n-ctopylamine	UG/KG	2400	U	370	U
53 N-Nitrosodiphenylamine (1)	UG/KG	2400	U	370	U
54 Naphthalene	UG/KG	2400	U	370	U
55 Nitrobenzene	UG/KG	2400	U	370	U
56 Pentachlorophenol	UG/KG	5900	U	900	U
57 Phenanthrene	UG/KG	7800		58	J
58 Phenol	UG/KG	2400	U	370	U
59 Pyrene	UG/KG	7600		110	J
60 benzo(k)fluoranthene	UG/KG	1900	J	51	J
61 bis(2-Chloroethoxy) methane	UG/KG	2400	U	370	U
62 bis(2-Chloroethyl) ether	UG/KG	2400	U	370	U
63 bis(2-Chloroisotopyl) ether	UG/KG	2400	U	370	U
64 bis(2-Ethylhexyl)phthalate	UG/KG	2400	U	100	J

PESTICIDES

SDG:	54011
STUDY ID:	PHASE 1
MATRIX:	WATER
LAB SAMP. ID:	273271
EPA SAMP. ID:	SS26-10RN
QC CODE:	FB
% MOISTURE:	
% SOLIDS:	

PARAMETER	UNIT	VALUE Q
1 4,4'-DDD	UG/L	0.1 U
2 4,4'-DDE	UG/L	0.1 U
3 4,4'-DDT	UG/L	0.1 U
4 Aldrin	UG/L	0.052 U
5 Aroclor-1016	UG/L	1 U
6 Aroclor-1221	UG/L	2.1 U
7 Aroclor-1232	UG/L	1 U
8 Aroclor-1242	UG/L	1 U
9 Aroclor-1248	UG/L	1 U
10 Aroclor-1254	UG/L	1 U
11 Aroclor-1260	UG/L	1 U
12 Dieldrin	UG/L	0.1 U
13 Endosulfan I	UG/L	0.052 U
14 Endosulfan II	UG/L	0.1 U
15 Endosulfan sulfate	UG/L	0.1 U
16 Endrin	UG/L	0.1 U
17 Endrin aldehyde	UG/L	0.1 U
18 Endrin ketone	UG/L	0.1 U
19 Heptachlor	UG/L	0.052 U
20 Heptachlor epoxide	UG/L	0.052 U
21 Methoxychlor	UG/L	0.52 U
22 Toxaphene	UG/L	5.2 U
23 alpha-BHC	UG/L	0.052 U
24 alpha-Chlordane	UG/L	0.052 U
25 beta-BHC	UG/L	0.052 U
26 delta-BHC	UG/L	0.052 U
27 gamma-BHC (Lindane)	UG/L	0.052 U
28 gamma-Chlordane	UG/L	0.052 U

PESTICIDES

SDG:	54011	54011	54011	54011	54011	54011
STUDY ID:	PHASE 1	PHASE 1	PHASE 1	PHASE 1	PHASE 1	PHASE 1
MATRIX:	SOIL	SOIL	SOIL	SOIL	SOIL	SOIL
LAB SAMP. ID:	273264	273260	273260	272303	272304	273489
EPA SAMP. ID:	SS26-50	SS26-11MS	SS26-11MSD	SB26-9-04	SB26-9-05	SD26-2
QC CODE:	DU	MS	MSD	SA	SA	SA
% MOISTURE:	12	11	11	9	11	38
% SOLIDS:						

PARAMETER	UNIT	VALUE Q	VALUE Q	VALUE Q	VALUE Q	VALUE Q	VALUE Q
1 4,4'-DDD	UG/KG	3.7 U	3.7 U	3.7 U	3.6 U	3.7 U	5.3 U
2 4,4'-DDE	UG/KG	3.7 U	3.7 U	3.7 U	3.6 U	3.7 U	5.3 U
3 4,4'-DDT	UG/KG	3.7 U	30	31	3.6 U	3.7 U	5.3 U
4 Aldrin	UG/KG	1.9 U	15	15	1.9 U	1.9 U	2.7 U
5 Aroclor-1016	UG/KG	37 U	37 U	37 U	36 U	37 U	53 U
6 Aroclor-1221	UG/KG	75 U	74 U	75 U	74 U	75 U	110 U
7 Aroclor-1232	UG/KG	37 U	37 U	37 U	36 U	37 U	53 U
8 Aroclor-1242	UG/KG	37 U	37 U	37 U	36 U	37 U	53 U
9 Aroclor-1248	UG/KG	37 U	37 U	37 U	36 U	37 U	53 U
10 Aroclor-1254	UG/KG	37 U	37 U	37 U	36 U	37 U	53 U
11 Aroclor-1260	UG/KG	37 U	37 U	37 U	36 U	37 U	53 U
12 Dieldrin	UG/KG	3.7 U	28	29	3.6 U	3.7 U	5.3 U
13 Endosulfan I	UG/KG	1.9 U	1.9 U	1.9 U	1.9 U	1.9 U	2.7 U
14 Endosulfan II	UG/KG	3.7 U	3.7 U	3.7 U	3.6 U	3.7 U	5.3 U
15 Endosulfan sulfate	UG/KG	3.7 U	3.7 U	3.7 U	3.6 U	3.7 U	5.3 U
16 Endrin	UG/KG	3.7 U	30	31	3.6 U	3.7 U	5.3 U
17 Endrin aldehyde	UG/KG	3.7 U	3.7 U	3.7 U	3.6 U	3.7 U	5.3 U
18 Endrin ketone	UG/KG	3.7 U	3.7 U	3.7 U	3.6 U	3.7 U	4.2 JP
19 Heptachlor	UG/KG	1.9 U	13	14	1.9 U	1.9 U	2.7 U
20 Heptachlor epoxide	UG/KG	1.9 U	1.9 U	1.9 U	1.9 U	1.9 U	2.7 U
21 Methoxychlor	UG/KG	19 U	19 U	19 U	19 U	19 U	27 U
22 Toxaphene	UG/KG	190 U	190 U	190 U	190 U	190 U	270 U
23 alpha-BHC	UG/KG	1.9 U	1.9 U	1.9 U	1.9 U	1.9 U	2.7 U
24 alpha-Chlordane	UG/KG	1.9 U	1.9 U	1.9 U	1.9 U	1.9 U	2.7 U
25 beta-BHC	UG/KG	1.9 U	1.9 U	1.9 U	1.9 U	1.9 U	2.7 U
26 delta-BHC	UG/KG	1.9 U	1.9 U	1.9 U	1.9 U	1.9 U	2.7 U
27 gamma-BHC (Lindane)	UG/KG	1.9 U	11	11	1.9 U	1.9 U	2.7 U
28 gamma-Chlordane	UG/KG	1.9 U	1.9 U	1.9 U	1.9 U	1.9 U	2.7 U

PESTICIDES

SDG:	54011	54011	54011	54011	54011
STUDY ID:	PHASE 1	PHASE 1	PHASE 1	PHASE 1	PHASE 1
MATRIX:	SOIL	SOIL	SOIL	SOIL	SOIL
LAB SAMP. ID:	273578	273490	273491	273492	273493
EPA SAMP. ID:	SD26-3	SD26-4	SD26-5	SD26-6	SD26-7
QC CODE:	SA	SA	SA	SA	SA
% MOISTURE:	32	29	36	25	32
% SOLIDS:					

PARAMETER	UNIT	VALUE Q	VALUE Q	VALUE Q	VALUE Q	VALUE Q
1 4,4'-DDD	UG/KG	4.8 U	4.6 U	7.3 P	4.4 U	4.9 U
2 4,4'-DDE	UG/KG	4.8 U	4.6 U	4.8 JP	4.4 U	2.6 JP
3 4,4'-DDT	UG/KG	4.8 U	4.6 U	8.9 P	4.4 U	4.9 U
4 Aldrin	UG/KG	2.5 U	2.4 U	2.6 U	2.3 U	2.5 U
5 Aroclor-1016	UG/KG	48 U	46 U	51 U	44 U	49 U
6 Aroclor-1221	UG/KG	98 U	94 U	100 U	89 U	99 U
7 Aroclor-1232	UG/KG	48 U	46 U	51 U	44 U	49 U
8 Aroclor-1242	UG/KG	48 U	46 U	51 U	44 U	49 U
9 Aroclor-1248	UG/KG	48 U	46 U	51 U	44 U	49 U
10 Aroclor-1254	UG/KG	48 U	46 U	51 U	44 U	49 U
11 Aroclor-1260	UG/KG	48 U	46 U	51 U	44 U	49 U
12 Dieldrin	UG/KG	4.8 U	4.6 U	5.1 U	4.4 U	4.9 U
13 Endosulfan I	UG/KG	2.5 U	2.4 U	2.6 U	2.3 U	2.5 U
14 Endosulfan II	UG/KG	4.8 U	4.6 U	6.1 P	4.4 U	4.9 U
15 Endosulfan sulfate	UG/KG	4.8 U	4.6 U	5.1 U	4.4 U	4.9 U
16 Endrin	UG/KG	4.8 U	4.6 U	5.1 U	4.4 U	4.9 U
17 Endrin aldehyde	UG/KG	4.8 U	4.6 U	5.1 U	4.4 U	4.9 U
18 Endrin ketone	UG/KG	4.8 U	4.6 U	26 P	3.8 JP	4.9 U
19 Heptachlor	UG/KG	2.5 U	2.4 U	2.6 U	2.3 U	2.5 U
20 Heptachlor epoxide	UG/KG	2.5 U	2.4 U	2.6 U	2.3 U	2.5 U
21 Methoxychlor	UG/KG	25 U	24 U	26 U	23 U	25 U
22 Toxaphene	UG/KG	250 U	240 U	260 U	230 U	250 U
23 alpha-BHC	UG/KG	2.5 U	2.4 U	2.6 U	2.3 U	2.5 U
24 alpha-Chlordane	UG/KG	2.5 U	2.4 U	2.6 U	2.3 U	2.5 U
25 beta-BHC	UG/KG	2.5 U	2.4 U	1.9 JP	2.3 U	2.5 U
26 delta-BHC	UG/KG	2.5 U	2.4 U	2.6 U	2.3 U	2.5 U
27 gamma-BHC (Lindane)	UG/KG	2.5 U	2.4 U	2.6 U	2.3 U	2.5 U
28 gamma-Chlordane	UG/KG	2.5 U	2.4 U	1.3 JP	2.3 U	2.5 U

PESTICIDES

SDG:	54011	54011	54011	54011	54011
STUDY ID:	PHASE 1	PHASE 1	PHASE 1	PHASE 1	PHASE 1
MATRIX:	SOIL	SOIL	SOIL	SOIL	SOIL
LAB SAMP. ID:	273494	273259	273260	273261	273262
EPA SAMP. ID:	SD26-9	SS26-10	SS26-11	SS26-12	SS26-13
QC CODE:	SA	SA	SA	SA	SA
% MOISTURE:	27	14	11	9	5
% SOLIDS:					

PARAMETER	UNIT	VALUE Q	VALUE Q	VALUE Q	VALUE Q	VALUE Q
1 4,4'-DDD	UG/KG	4.5 U	3.8 U	3.7 U	3.6 U	3.4 U
2 4,4'-DDE	UG/KG	15	3.8 U	3.7 U	3.6 U	4.3
3 4,4'-DDT	UG/KG	4.2 JP	3.8 U	3.7 U	3.6 U	3.4 U
4 Aldrin	UG/KG	2.3 U	2 U	1.9 U	1.9 U	1.8 U
5 Aroclor-1016	UG/KG	45 U	38 U	37 U	36 U	34 U
6 Aroclor-1221	UG/KG	92 U	78 U	75 U	73 U	70 U
7 Aroclor-1232	UG/KG	45 U	38 U	37 U	36 U	34 U
8 Aroclor-1242	UG/KG	45 U	38 U	37 U	36 U	34 U
9 Aroclor-1248	UG/KG	45 U	38 U	37 U	36 U	34 U
10 Aroclor-1254	UG/KG	45 U	38 U	37 U	36 U	34 U
11 Aroclor-1260	UG/KG	45 U	38 U	37 U	36 U	34 U
12 Dieldrin	UG/KG	4.5 U	3.8 U	3.7 U	3.6 U	3.4 U
13 Endosulfan I	UG/KG	2.3 U	2 U	1.9 U	1.9 U	1.8 U
14 Endosulfan II	UG/KG	4.5 U	3.8 U	3.7 U	3.6 U	3.4 U
15 Endosulfan sulfate	UG/KG	4.5 U	3.8 U	3.7 U	3.6 U	3.4 U
16 Endrin	UG/KG	4.5 U	3.8 U	3.7 U	3.6 U	3.4 U
17 Endrin aldehyde	UG/KG	4.5 U	3.8 U	3.7 U	3.6 U	3.4 U
18 Endrin ketone	UG/KG	4.5 U	3.8 U	3.7 U	3.6 U	3.4 U
19 Heptachlor	UG/KG	2.3 U	2 U	1.9 U	1.9 U	1.8 U
20 Heptachlor epoxide	UG/KG	2.3 U	2 U	1.9 U	1.9 U	1.8 U
21 Methoxychlor	UG/KG	23 U	20 U	19 U	19 U	18 U
22 Toxaphene	UG/KG	230 U	200 U	190 U	190 U	180 U
23 alpha-BHC	UG/KG	2.3 U	2 U	1.9 U	1.9 U	1.8 U
24 alpha-Chlordane	UG/KG	2.3 U	2 U	1.9 U	1.9 U	1.8 U
25 beta-BHC	UG/KG	2.3 U	2 U	1.9 U	1.9 U	1.8 U
26 delta-BHC	UG/KG	2.3 U	2 U	1.9 U	1.9 U	1.8 U
27 gamma-BHC (Lindane)	UG/KG	2.3 U	2 U	1.9 U	1.9 U	1.8 U
28 gamma-Chlordane	UG/KG	2.3 U	2 U	1.9 U	1.9 U	1.8 U

PESTICIDES

SDG:	54011	54011
STUDY ID:	PHASE 1	PHASE 1
MATRIX:	SOIL	SOIL
LAB SAMP. ID:	273263	273258
EPA SAMP. ID:	SS26-14	SS26-9
QC CODE:	SA	SA
% MOISTURE:	11	11
% SOLIDS:		

PARAMETER	UNIT	VALUE Q	VALUE Q
1 4,4'-DDD	UG/KG	3.6 U	3.7 U
2 4,4'-DDE	UG/KG	13	3.7 U
3 4,4'-DDT	UG/KG	15	3.7 U
4 Aldrin	UG/KG	1.9 U	1.9 U
5 Aroclor-1016	UG/KG	36 U	37 U
6 Aroclor-1221	UG/KG	74 U	75 U
7 Aroclor-1232	UG/KG	36 U	37 U
8 Aroclor-1242	UG/KG	36 U	37 U
9 Aroclor-1248	UG/KG	36 U	37 U
10 Aroclor-1254	UG/KG	36 U	37 U
11 Aroclor-1260	UG/KG	36 U	37 U
12 Dieldrin	UG/KG	3.6 U	3.7 U
13 Endosulfan I	UG/KG	1.9 U	1.9 U
14 Endosulfan II	UG/KG	3.6 U	3.7 U
15 Endosulfan sulfate	UG/KG	3.6 U	3.7 U
16 Endrin	UG/KG	3.6 U	3.7 U
17 Endrin aldehyde	UG/KG	3.6 U	3.7 U
18 Endrin ketone	UG/KG	3.6 U	3.7 U
19 Heptachlor	UG/KG	1.9 U	1.9 U
20 Heptachlor epoxide	UG/KG	1.9 U	1.9 U
21 Methoxychlor	UG/KG	19 U	19 U
22 Toxaphene	UG/KG	190 U	190 U
23 alpha-BHC	UG/KG	1.9 U	1.9 U
24 alpha-Chlordane	UG/KG	1.9 U	1.9 U
25 beta-BHC	UG/KG	1.9 U	1.9 U
26 delta-BHC	UG/KG	1.9 U	1.9 U
27 gamma-BHC (Lindane)	UG/KG	1.9 U	1.9 U
28 gamma-Chlordane	UG/KG	1.9 U	1.9 U

METALS

	SDG:	54011	54011	54011	54011	54011
	STUDY ID:	PHASE 1	PHASE 1	PHASE 1	PHASE 1	PHASE 1
	MATRIX:	SOIL	SOIL	SOIL	SOIL	SOIL
	LAB SAMP. ID:	273264	272303	272304	273489	273578
	EPA SAMP. ID:	SS26-50	SB26-9-04	SB26-9-05	SD26-2	SD26-3
	QC CODE:	DU	SA	SA	SA	SA
	% MOISTURE:					
	% SOLIDS:	88.1	90.9	88.9	61.7	67.6
PARAMETER	UNIT	VALUE Q	VALUE Q	VALUE Q	VALUE Q	VALUE Q
1 Aluminium	MG/K	15500	16200	15800	12600	11100
2 Antimony	MG/K	0.76 B	0.62 B	0.48 B	0.57 U	0.33 U
3 Arsenic	MG/K	6.6	8.3	8.1	3.9	3.8
4 Barium	MG/K	79.8	80.7	63	43 B	61.3
5 Beryllium	MG/K	0.68 B	0.77 B	0.7 B	0.49 B	0.49 B
6 Cadmium	MG/K	0.07 U	0.06 U	0.06 U	0.08 U	0.04 U
7 Calcium	MG/K	8820 *	3780 *	2150 *	27100 *	56500 *
8 Chromium	MG/K	22.5	26.2	26	20.4	16.7
9 Cobalt	MG/K	12.2	14.9	17.7	10.6 B	7.2 B
10 Copper	MG/K	20.8	26.8	22.7	13.3	15.6
11 Cyanide	MG/K	0.54 U	0.57 U	0.58 U	0.6 U	0.81 U
12 Iron	MG/K	27200	32900	36700	23700	17300
13 Lead	MG/K	17.2	14.4	12.9	6	14.7
14 Magnesium	MG/K	5620	5660	5950	5700	4600
15 Manganese	MG/K	652	746	667	247	269
16 Mercury	MG/K	0.06 B	0.03 B	0.02 B	0.05 B	0.01 U
17 Nickel	MG/K	32.1	40	39.8	27.6	22.1
18 Potassium	MG/K	2380	2450	1850	1300	1680
19 Selenium	MG/K	0.83 U	0.73 U	0.76 U	0.96 U	0.55 U
20 Silver	MG/K	0.18 U	0.16 U	0.18 B	0.21 U	0.12 U
21 Sodium	MG/K	45 U	39.7 U	41.8 B	51.9 U	29.8 U
22 Thallium	MG/K	0.67 U	0.76 B	0.68 B	0.78 U	0.49 B
23 Vanadium	MG/K	25.1	26.9	22.7	17.3	17
24 Zinc	MG/K	105	94.7	81.6	94.4	79.2

METALS

	SDG:	54011	54011	54011	54011	54011
	STUDY ID:	PHASE 1	PHASE 1	PHASE 1	PHASE 1	PHASE 1
	MATRIX:	SOIL	SOIL	SOIL	SOIL	SOIL
	LAB SAMP. ID:	273490	273491	273492	273493	273494
	EPA SAMP. ID:	SD26-4	SD26-5	SD26-6	SD26-7	SD26-9
	QC CODE:	SA	SA	SA	SA	SA
	% MOISTURE:					
	% SOLIDS:	70.7	63.7	75	67.8	72.6
PARAMETER	UNIT	VALUE Q	VALUE Q	VALUE Q	VALUE Q	VALUE Q
1 Aluminum	MG/K	14400	10200	11600	6410	10800
2 Antimony	MG/K	0.49 U	0.47 U	0.39 B	0.61 U	0.5 U
3 Arsenic	MG/K	5.1	7	11	3.7	4.5
4 Barium	MG/K	74.2	59.2	53	38.7 B	49.6
5 Beryllium	MG/K	0.64 B	0.46 B	0.52 B	0.23 B	0.46 B
6 Cadmium	MG/K	0.07 U	0.06 U	0.05 U	0.08 B	0.07 U
7 Calcium	MG/K	8840 *	34000 *	28700 *	26500 *	10200 *
8 Chromium	MG/K	20.2	65.7	101	32.3	18
9 Cobalt	MG/K	9.9 B	10.5 B	12.1	4 B	8.9 B
10 Copper	MG/K	19	16.2	16.5	9.2	20.1
11 Cyanide	MG/K	0.58 U	0.83 U	0.72 U	0.74 U	0.57 U
12 Iron	MG/K	23000	16000	23600	8780	22900
13 Lead	MG/K	12.8	18.1	18.6	10	27.3
14 Magnesium	MG/K	4790	5550	5610	2410	4440
15 Manganese	MG/K	329	263	333	137	230
16 Mercury	MG/K	0.19	0.01 B	0.04	0.07 B	0.02 B
17 Nickel	MG/K	27	66.6	108	31.9	25.4
18 Potassium	MG/K	2040	2190	1760	1640	1730
19 Selenium	MG/K	0.9 B	0.8 U	0.61 B	1 U	0.84 U
20 Silver	MG/K	0.18 U	0.17 U	0.13 U	0.23 B	0.18 U
21 Sodium	MG/K	44.2 U	43.1 U	44.4 B	64.2 B	45.2 U
22 Thallium	MG/K	0.78 B	0.81 B	0.56 B	0.83 U	0.68 U
23 Vanadium	MG/K	24.5	20.3	21.1	11.2 B	16.9
24 Zinc	MG/K	73.7	505	426	182	352

METALS

	SDG:	54011	54011	54011	54011	54011
	STUDY ID:	PHASE 1	PHASE 1	PHASE 1	PHASE 1	PHASE 1
	MATRIX:	SOIL	SOIL	SOIL	SOIL	SOIL
	LAB SAMP. ID:	273259	273260	273261	273262	273263
	EPA SAMP. ID:	SS26-10	SS26-11	SS26-12	SS26-13	SS26-14
	QC CODE:	SA	SA	SA	SA	SA
	% MOISTURE:					
	% SOLIDS:	86.1	89.4	90.6	94.9	89.4
PARAMETER	UNIT	VALUE Q	VALUE Q	VALUE Q	VALUE Q	VALUE Q
1 Aluminium	MG/K	16700	16000	15800	14800	16600
2 Antimony	MG/K	0.51 B	0.49 U	0.4 U	0.62 B	0.93 B
3 Arsenic	MG/K	8.5	6.3	7.1	5.7	7.7
4 Barium	MG/K	76.5	77.1	80.2	51.1	82
5 Beryllium	MG/K	0.7 B	0.73 B	0.7 B	0.77 B	0.84 B
6 Cadmium	MG/K	0.07 U	0.07 U	0.06 U	0.05 U	0.06 B
7 Calcium	MG/K	12600 *	11800 *	11700 *	33200 *	45300 *
8 Chromium	MG/K	24.7	23.7	22.8	26.5	25.7
9 Cobalt	MG/K	10.7 B	11.7	12.6	16	13.9
10 Copper	MG/K	22	24.9	24.4	32.4	22.2
11 Cyanide	MG/K	0.59 U	0.59 U	0.56 U	0.54 U	0.53 U
12 Iron	MG/K	29600	28400	29800	31100	26900
13 Lead	MG/K	15.9	20	18.7	34.1	33.2
14 Magnesium	MG/K	6130	6100	6340	7950	8440
15 Manganese	MG/K	562	624	619	445	605
16 Mercury	MG/K	0.05 B	0.05 B	0.05 B	0.02 B	0.04 B
17 Nickel	MG/K	34.3	32.9	33.3	48.8	35.9
18 Potassium	MG/K	2510	2440	2200	1550	2750
19 Selenium	MG/K	0.81 U	0.82 U	0.7 B	0.65 U	0.77 B
20 Silver	MG/K	0.18 U	0.18 U	0.15 U	0.26 B	0.16 B
21 Sodium	MG/K	43.9 U	44.3 U	36.8 U	45.4 B	54.3 B
22 Thallium	MG/K	1.3 B	0.7 B	1 B	0.53 U	0.97 B
23 Vanadium	MG/K	26.3	26.2	26.2	21.9	29
24 Zinc	MG/K	114	114	103	97.2	172

METALS

SDG: 54011
 STUDY ID: PHASE 1
 MATRIX: SOIL
 LAB SAMP. ID: 273258
 EPA SAMP. ID: SS26-9
 QC CODE: SA
 % MOISTURE:
 % SOLIDS: 88.9

PARAMETER	UNIT	VALUE Q
1 Aluminium	MG/K	13600
2 Antimony	MG/K	0.53 B
3 Arsenic	MG/K	6.7
4 Barium	MG/K	76.3
5 Beryllium	MG/K	0.68 B
6 Cadmium	MG/K	0.04 U
7 Calcium	MG/K	41300 *
8 Chromium	MG/K	20
9 Cobalt	MG/K	10.7
10 Copper	MG/K	24.6
11 Cyanide	MG/K	0.57 U
12 Iron	MG/K	26800
13 Lead	MG/K	24.8
14 Magnesium	MG/K	5760
15 Manganese	MG/K	566
16 Mercury	MG/K	0.04 B
17 Nickel	MG/K	30
18 Potassium	MG/K	2080
19 Selenium	MG/K	0.61 B
20 Silver	MG/K	0.11 U
21 Sodium	MG/K	32.8 B
22 Thallium	MG/K	0.49 B
23 Vanadium	MG/K	23.5
24 Zinc	MG/K	101

SVOCs

	SDG:	54011	54011	54011	54011	54011	54011
	STUDY ID:	PHASE 1	PHASE 1	PHASE 1	PHASE 1	PHASE 1	PHASE 1
	MATRIX:	SOIL	SOIL	SOIL	SOIL	SOIL	SOIL
	LAB SAMP. ID:	273264	273260	273260	272303	272304	273489
	EPA SAMP. ID:	SS26-50	SS26-11MS	SS26-11MSD	SB26-9-04	SB26-9-05	SD26-2
	QC CODE:	DU	MS	MSD	SA	SA	SA
	% MOISTURE:	12	11	11	9	11	38
	% SOLIDS:						
PARAMETER	UNIT	VALUE Q	VALUE Q	VALUE Q	VALUE Q	VALUE Q	VALUE Q
1 1,2,4-Trichlorobenzene	UG/KG	370 U	1400	1500	360 U	370 U	530 U
1 1,2,4-Trichlorobenzene	UG/KG	370 U	1400	1500	360 U	370 U	530 U
2 1,2-Dichlorobenzene	UG/KG	370 U	370 U	370 U	360 U	370 U	530 U
3 1,3-Dichlorobenzene	UG/KG	370 U	370 U	370 U	360 U	370 U	530 U
4 1,4-Dichlorobenzene	UG/KG	370 U	1200	1200	360 U	370 U	530 U
5 2,4,5-Trichlorophenol	UG/KG	910 U	900 U	900 U	880 U	900 U	1300 U
6 2,4,6-Trichlorophenol	UG/KG	370 U	370 U	370 U	360 U	370 U	530 U
7 2,4-Dichlorophenol	UG/KG	370 U	370 U	370 U	360 U	370 U	530 U
8 2,4-Dimethylphenol	UG/KG	370 U	370 U	370 U	360 U	370 U	530 U
9 2,4-Dinitrophenol	UG/KG	910 U	900 U	900 U	880 U	900 U	1300 U
10 2,4-Dinitrotoluene	UG/KG	370 U	1200	1300	360 U	370 U	530 U
11 2,6-Dinitrotoluene	UG/KG	370 U	370 U	370 U	360 U	370 U	530 U
12 2-Chloronaphthalene	UG/KG	370 U	370 U	370 U	360 U	370 U	530 U
13 2-Chlorophenol	UG/KG	370 U	2500	2200	360 U	370 U	530 U
14 2-Methylnaphthalene	UG/KG	370 U	370 U	370 U	360 U	370 U	530 U
15 2-Methylphenol	UG/KG	370 U	370 U	370 U	360 U	370 U	530 U
16 2-Nitroaniline	UG/KG	910 U	900 U	900 U	880 U	900 U	1300 U
17 2-Nitrophenol	UG/KG	370 U	370 U	370 U	360 U	370 U	530 U
18 3,3'-Dichlorobenzidine	UG/KG	370 U	370 U	370 U	360 U	370 U	530 U
19 3-Nitroaniline	UG/KG	910 U	900 U	900 U	880 U	900 U	1300 U
20 4,6-Dinitro-2-methylphenol	UG/KG	910 U	900 U	900 U	880 U	900 U	1300 U
21 4-Bromophenyl-phenylether	UG/KG	370 U	370 U	370 U	360 U	370 U	530 U
22 4-Chloro-3-methylphenol	UG/KG	370 U	1900	2000	360 U	370 U	530 U
23 4-Chloroaniline	UG/KG	370 U	370 U	370 U	360 U	370 U	530 U
24 4-Chlorophenyl-phenylether	UG/KG	370 U	370 U	370 U	360 U	370 U	530 U
25 4-Methylphenol	UG/KG	370 U	370 U	370 U	360 U	370 U	530 U
26 4-Nitroaniline	UG/KG	910 U	900 U	900 U	880 U	900 U	1300 U
27 4-Nitrophenol	UG/KG	910 U	1700	1800	880 U	900 U	1300 U
28 Acenaphthene	UG/KG	370 U	1400	1300	360 U	370 U	530 U
29 Acenaphthylene	UG/KG	370 U	370 U	370 U	360 U	370 U	69 J
30 Anthracene	UG/KG	370 U	370 U	370 U	360 U	370 U	180 J
31 Benzo(a)anthracene	UG/KG	58 J	76 J	370 U	360 U	370 U	440 J
32 Benzo(a)pyrene	UG/KG	84 J	73 J	370 U	38 J	370 U	370 J
33 Benzo(b)fluoranthene	UG/KG	71 J	83 J	47 J	360 U	370 U	650
34 Benzo(g,h,i)perylene	UG/KG	95 J	62 J	370 U	360 U	370 U	520 J

SVOCs

	SDG:	54011	54011	54011	54011	54011	54011
	STUDY ID:	PHASE 1	PHASE 1	PHASE 1	PHASE 1	PHASE 1	PHASE 1
	MATRIX:	SOIL	SOIL	SOIL	SOIL	SOIL	SOIL
	LAB SAMP. ID:	273264	273260	273260	272303	272304	273489
	EPA SAMP. ID:	SS26-50	SS26-11MS	SS26-11MSD	SB26-9-04	SB26-9-05	SD26-2
	QC CODE:	DU	MS	MSD	SA	SA	SA
	% MOISTURE:	12	11	11	9	11	38
	% SOLIDS:						
PARAMETER	UNIT	VALUE Q	VALUE Q	VALUE Q	VALUE Q	VALUE Q	VALUE Q
1 1,2,4-Trichlorobenzene	UG/KG	370 U	1400	1500	360 U	370 U	530 U
35 Butylbenzylphthalate	UG/KG	370 U	370 U	370 U	360 U	370 U	530 U
36 Carbazole	UG/KG	370 U	370 U	370 U	360 U	370 U	90 J
37 Chrysene	UG/KG	65 J	81 J	38 J	360 U	370 U	980
38 Di-n-butylphthalate	UG/KG	370 U	63 J	50 J	360 U	370 U	80 BJ
39 Di-n-oprylphthalate	UG/KG	370 U	370 U	370 U	360 U	370 U	530 U
40 Dibenz(a,h)anthracene	UG/KG	370 U	370 U	370 U	360 U	370 U	130 J
41 Dibenzofuran	UG/KG	370 U	370 U	370 U	360 U	370 U	530 U
42 Diethylphthalate	UG/KG	370 U	370 U	370 U	360 U	370 U	530 U
43 Dimethylphthalate	UG/KG	370 U	370 U	370 U	360 U	370 U	530 U
44 Fluoranthene	UG/KG	140 J	190 J	75 J	48 J	370 U	2800
45 Fluorene	UG/KG	370 U	370 U	370 U	360 U	370 U	530 U
46 Hexachlorobenzene	UG/KG	370 U	370 U	370 U	360 U	370 U	530 U
47 Hexachlorobutadiene	UG/KG	370 U	370 U	370 U	360 U	370 U	530 U
48 Hexachlorocyclopentadiene	UG/KG	370 U	370 U	370 U	360 U	370 U	530 U
49 Hexachloroethane	UG/KG	370 U	370 U	370 U	360 U	370 U	530 U
50 Indeno(1,2,3-cd)pyrene	UG/KG	54 J	49 J	370 U	360 U	370 U	320 J
51 Isophorone	UG/KG	370 U	370 U	370 U	360 U	370 U	530 U
52 N-Nitroso-di-n-ctopylamine	UG/KG	370 U	1300	1200	360 U	370 U	530 U
53 N-Nitrosodiphenylamine (1)	UG/KG	370 U	370 U	370 U	360 U	370 U	530 U
54 Naphthalene	UG/KG	370 U	370 U	370 U	360 U	370 U	530 U
55 Nitrobenzene	UG/KG	370 U	370 U	370 U	360 U	370 U	530 U
56 Pentachlorophenol	UG/KG	910 U	1900	1900	880 U	900 U	1300 U
57 Phenanthrene	UG/KG	80 J	100 J	370 U	360 U	370 U	370 J
58 Phenol	UG/KG	370 U	1900	1800	360 U	370 U	530 U
59 Pyrene	UG/KG	120 J	1500	1400	360 U	370 U	2000
60 benzo(k)fluoranthene	UG/KG	88 J	64 J	370 U	41 J	370 U	800
61 bis(2-Chloroethoxy) methane	UG/KG	370 U	370 U	370 U	360 U	370 U	530 U
62 bis(2-Chloroethyl) ether	UG/KG	370 U	370 U	370 U	360 U	370 U	530 U
63 bis(2-Chloroisooctopyl) ether	UG/KG	370 U	370 U	370 U	360 U	370 U	530 U
64 bis(2-Ethylhexyl)phthalate	UG/KG	200 J	230 J	140 J	130 J	120 J	530 U

SVOCs

SDG:	54011	54011	54011	54011	54011
STUDY ID:	PHASE 1	PHASE 1	PHASE 1	PHASE 1	PHASE 1
MATRIX:	SOIL	SOIL	SOIL	SOIL	SOIL
LAB SAMP. ID:	273578	273490	273491	273492	273493
EPA SAMP. ID:	SD26-3	SD26-4	SD26-5	SD26-6	SD26-7
QC CODE:	SA	SA	SA	SA	SA
% MOISTURE:	32	29	36	25	32
% SOLIDS:					

PARAMETER	UNIT	VALUE Q	VALUE Q	VALUE Q	VALUE Q	VALUE Q
1 1,2,4-Trichlorobenzene	UG/KG	480 U	460 U	520 U	440 U	480 U
1 1,2,4-Trichlorobenzene	UG/KG	480 U	460 U	520 U	440 U	480 U
2 1,2-Dichlorobenzene	UG/KG	480 U	460 U	520 U	440 U	480 U
3 1,3-Dichlorobenzene	UG/KG	480 U	460 U	520 U	440 U	480 U
4 1,4-Dichlorobenzene	UG/KG	480 U	460 U	520 U	440 U	480 U
5 2,4,5-Trichlorophenol	UG/KG	1200 U	1100 U	1200 U	1100 U	1200 U
6 2,4,6-Trichlorophenol	UG/KG	480 U	460 U	520 U	440 U	480 U
7 2,4-Dichlorophenol	UG/KG	480 U	460 U	520 U	440 U	480 U
8 2,4-Dimethylphenol	UG/KG	480 U	460 U	520 U	440 U	480 U
9 2,4-Dinitrophenol	UG/KG	1200 U	1100 U	1200 U	1100 U	1200 U
10 2,4-Dinitrotoluene	UG/KG	480 U	460 U	520 U	440 U	480 U
11 2,6-Dinitrotoluene	UG/KG	480 U	460 U	520 U	440 U	480 U
12 2-Chloronaphthalene	UG/KG	480 U	460 U	520 U	440 U	480 U
13 2-Chlorophenol	UG/KG	480 U	460 U	520 U	440 U	480 U
14 2-Methylnaphthalene	UG/KG	480 U	460 U	520 U	440 U	480 U
15 2-Methylphenol	UG/KG	480 U	460 U	520 U	440 U	480 U
16 2-Nitroaniline	UG/KG	1200 U	1100 U	1200 U	1100 U	1200 U
17 2-Nitrophenol	UG/KG	480 U	460 U	520 U	440 U	480 U
18 3,3'-Dichlorobenzidine	UG/KG	480 U	460 U	520 U	440 U	480 U
19 3-Nitroaniline	UG/KG	1200 U	1100 U	1200 U	1100 U	1200 U
20 4,6-Dinitro-2-methylphenol	UG/KG	1200 U	1100 U	1200 U	1100 U	1200 U
21 4-Bromophenyl-phenylether	UG/KG	480 U	460 U	520 U	440 U	480 U
22 4-Chloro-3-methylphenol	UG/KG	480 U	460 U	520 U	440 U	480 U
23 4-Chloroaniline	UG/KG	480 U	460 U	520 U	440 U	480 U
24 4-Chlorophenyl-phenylether	UG/KG	480 U	460 U	520 U	440 U	480 U
25 4-Methylphenol	UG/KG	480 U	460 U	520 U	440 U	480 U
26 4-Nitroaniline	UG/KG	1200 U	1100 U	1200 U	1100 U	1200 U
27 4-Nitrophenol	UG/KG	1200 U	1100 U	1200 U	1100 U	1200 U
28 Acenaphthene	UG/KG	480 U	460 U	520 U	440 U	480 U
29 Acenaphthylene	UG/KG	480 U	460 U	89 J	440 U	480 U
30 Anthracene	UG/KG	58 J	460 U	170 J	46 J	480 U
31 Benzo(a)anthracene	UG/KG	140 J	460 U	450 J	190 J	480 U
32 Benzo(a)pyrene	UG/KG	140 J	460 U	610	200 J	53 J
33 Benzo(b)fluoranthene	UG/KG	140 J	460 U	1200	370 J	96 J
34 Benzo(g,h,i)perylene	UG/KG	100 J	55 J	750	180 J	480 U

SVOCs

SDG:	54011	54011	54011	54011	54011
STUDY ID:	PHASE 1	PHASE 1	PHASE 1	PHASE 1	PHASE 1
MATRIX:	SOIL	SOIL	SOIL	SOIL	SOIL
LAB SAMP. ID:	273578	273490	273491	273492	273493
EPA SAMP. ID:	SD26-3	SD26-4	SD26-5	SD26-6	SD26-7
QC CODE:	SA	SA	SA	SA	SA
% MOISTURE:	32	29	36	25	32
% SOLIDS:					

PARAMETER	UNIT	VALUE Q	VALUE Q	VALUE Q	VALUE Q	VALUE Q
1 1,2,4-Trichlorobenzene	UG/KG	480 U	460 U	520 U	440 U	480 U
35 Butylbenzylphthalate	UG/KG	480 U	460 U	520 U	440 U	480 U
36 Carbazole	UG/KG	480 U	460 U	52 J	440 U	480 U
37 Chrysene	UG/KG	170 J	460 U	1000	340 J	67 J
38 Di-n-butylphthalate	UG/KG	140 BJ	78 BJ	76 BJ	67 BJ	67 BJ
39 Di-n-oprylphthalate	UG/KG	480 U	460 U	520 U	440 U	480 U
40 Dibenz(a,h)anthracene	UG/KG	480 U	460 U	220 J	440 U	480 U
41 Dibenzofuran	UG/KG	480 U	460 U	520 U	440 U	480 U
42 Diethylphthalate	UG/KG	480 U	460 U	520 U	440 U	480 U
43 Dimethylphthalate	UG/KG	480 U	460 U	520 U	440 U	480 U
44 Fluoranthene	UG/KG	370 J	51 J	750	330 J	75 J
45 Fluorene	UG/KG	480 U	460 U	520 U	440 U	480 U
46 Hexachlorobenzene	UG/KG	480 U	460 U	520 U	440 U	480 U
47 Hexachlorobutadiene	UG/KG	480 U	460 U	520 U	440 U	480 U
48 Hexachlorocyclopentadiene	UG/KG	480 U	460 U	520 U	440 U	480 U
49 Hexachloroethane	UG/KG	480 U	460 U	520 U	440 U	480 U
50 Indeno(1,2,3-cd)pyrene	UG/KG	98 J	460 U	500 J	150 J	480 U
51 Isophorone	UG/KG	480 U	460 U	520 U	440 U	480 U
52 N-Nitroso-di-n-ctopylamine	UG/KG	480 U	460 U	520 U	440 U	480 U
53 N-Nitrosodiphenylamine (1)	UG/KG	480 U	460 U	520 U	440 U	480 U
54 Naphthalene	UG/KG	480 U	460 U	520 U	440 U	480 U
55 Nitrobenzene	UG/KG	480 U	460 U	520 U	440 U	480 U
56 Pentachlorophenol	UG/KG	1200 U	1100 U	1200 U	1100 U	1200 U
57 Phenanthrene	UG/KG	210 J	460 U	100 J	75 J	480 U
58 Phenol	UG/KG	480 U	460 U	520 U	440 U	480 U
59 Pyrene	UG/KG	280 J	460 U	810	350 J	71 J
60 benzo(k)fluoranthene	UG/KG	170 J	460 U	750	280 J	59 J
61 bis(2-Chloroethoxy) methane	UG/KG	480 U	460 U	520 U	440 U	480 U
62 bis(2-Chloroethyl) ether	UG/KG	480 U	460 U	520 U	440 U	480 U
63 bis(2-Chloroisooctyl) ether	UG/KG	480 U	460 U	520 U	440 U	480 U
64 bis(2-Ethylhexyl)phthalate	UG/KG	480 U	290 J	55 J	440 U	480 U

SVOCs

SDG:	54011	54011	54011	54011	54011
STUDY ID:	PHASE 1	PHASE 1	PHASE 1	PHASE 1	PHASE 1
MATRIX:	SOIL	SOIL	SOIL	SOIL	SOIL
LAB SAMP. ID:	273494	273259	273260	273261	273262
EPA SAMP. ID:	SD26-9	SS26-10	SS26-11	SS26-12	SS26-13
QC CODE:	SA	SA	SA	SA	SA
% MOISTURE:	27	14	11	9	5
% SOLIDS:					

PARAMETER	UNIT	VALUE Q	VALUE Q	VALUE Q	VALUE Q	VALUE Q
1 1,2,4-Trichlorobenzene	UG/KG	450 U	380 U	370 U	360 U	340 U
1 1,2,4-Trichlorobenzene	UG/KG	450 U	380 U	370 U	360 U	340 U
2 1,2-Dichlorobenzene	UG/KG	450 U	380 U	370 U	360 U	340 U
3 1,3-Dichlorobenzene	UG/KG	450 U	380 U	370 U	360 U	340 U
4 1,4-Dichlorobenzene	UG/KG	450 U	380 U	370 U	360 U	340 U
5 2,4,5-Trichlorophenol	UG/KG	1100 U	920 U	890 U	870 U	830 U
6 2,4,6-Trichlorophenol	UG/KG	450 U	380 U	370 U	360 U	340 U
7 2,4-Dichlorophenol	UG/KG	450 U	380 U	370 U	360 U	340 U
8 2,4-Dimethylphenol	UG/KG	450 U	380 U	370 U	360 U	340 U
9 2,4-Dinitrophenol	UG/KG	1100 U	920 U	890 U	870 U	830 U
10 2,4-Dinitrotoluene	UG/KG	450 U	380 U	370 U	360 U	340 U
11 2,6-Dinitrotoluene	UG/KG	450 U	380 U	370 U	360 U	340 U
12 2-Chloronaphthalene	UG/KG	450 U	380 U	370 U	360 U	340 U
13 2-Chlorophenol	UG/KG	450 U	380 U	370 U	360 U	340 U
14 2-Methylnaphthalene	UG/KG	450 U	380 U	370 U	360 U	340 U
15 2-Methylphenol	UG/KG	450 U	380 U	370 U	360 U	340 U
16 2-Nitroaniline	UG/KG	1100 U	920 U	890 U	870 U	830 U
17 2-Nitrophenol	UG/KG	450 U	380 U	370 U	360 U	340 U
18 3,3'-Dichlorobenzidine	UG/KG	450 U	380 U	370 U	360 U	340 U
19 3-Nitroaniline	UG/KG	1100 U	920 U	890 U	870 U	830 U
20 4,6-Dinitro-2-methylphenol	UG/KG	1100 U	920 U	890 U	870 U	830 U
21 4-Bromophenyl-phenylether	UG/KG	450 U	380 U	370 U	360 U	340 U
22 4-Chloro-3-methylphenol	UG/KG	450 U	380 U	370 U	360 U	340 U
23 4-Chloroaniline	UG/KG	450 U	380 U	370 U	360 U	340 U
24 4-Chlorophenyl-phenylether	UG/KG	450 U	380 U	370 U	360 U	340 U
25 4-Methylphenol	UG/KG	450 U	380 U	370 U	360 U	340 U
26 4-Nitroaniline	UG/KG	1100 U	920 U	890 U	870 U	830 U
27 4-Nitrophenol	UG/KG	1100 U	920 U	890 U	870 U	830 U
28 Acenaphthene	UG/KG	450 U	380 U	370 U	360 U	340 U
29 Acenaphthylene	UG/KG	450 U	380 U	370 U	360 U	340 U
30 Anthracene	UG/KG	450 U	380 U	370 U	360 U	340 U
31 Benzo(a)anthracene	UG/KG	59 J	66 J	66 J	76 J	340 U
32 Benzo(a)pyrene	UG/KG	110 J	59 J	64 J	72 J	340 U
33 Benzo(b)fluoranthene	UG/KG	230 J	58 J	73 J	84 J	340 U
34 Benzo(g,h,i)perylene	UG/KG	450 U	55 J	57 J	74 J	340 U

SVOCs

SDG:	54011	54011	54011	54011	54011
STUDY ID:	PHASE 1	PHASE 1	PHASE 1	PHASE 1	PHASE 1
MATRIX:	SOIL	SOIL	SOIL	SOIL	SOIL
LAB SAMP. ID:	273494	273259	273260	273261	273262
EPA SAMP. ID:	SD26-9	SS26-10	SS26-11	SS26-12	SS26-13
QC CODE:	SA	SA	SA	SA	SA
% MOISTURE:	27	14	11	9	5
% SOLIDS:					

PARAMETER	UNIT	VALUE Q	VALUE Q	VALUE Q	VALUE Q	VALUE Q
1 1,2,4-Trichlorobenzene	UG/KG	450 U	380 U	370 U	360 U	340 U
35 Butylbenzylphthalate	UG/KG	450 U	380 U	370 U	360 U	340 U
36 Carbazole	UG/KG	450 U	380 U	370 U	360 U	340 U
37 Chrysene	UG/KG	170 J	70 J	71 J	84 J	340 U
38 Di-n-butylphthalate	UG/KG	65 BJ	380 U	60 J	360 U	340 U
39 Di-n-optylphthalate	UG/KG	450 U	380 U	370 U	360 U	340 U
40 Dibenz(a,h)anthracene	UG/KG	450 U	380 U	370 U	360 U	340 U
41 Dibenzofuran	UG/KG	450 U	380 U	370 U	360 U	340 U
42 Diethylphthalate	UG/KG	450 U	380 U	370 U	360 U	340 U
43 Dimethylphthalate	UG/KG	450 U	380 U	370 U	360 U	340 U
44 Fluoranthene	UG/KG	130 J	130 J	170 J	190 J	340 U
45 Fluorene	UG/KG	450 U	380 U	370 U	360 U	340 U
46 Hexachlorobenzene	UG/KG	450 U	380 U	370 U	360 U	340 U
47 Hexachlorobutadiene	UG/KG	450 U	380 U	370 U	360 U	340 U
48 Hexachlorocyclopentadiene	UG/KG	450 U	380 U	370 U	360 U	340 U
49 Hexachloroethane	UG/KG	450 U	380 U	370 U	360 U	340 U
50 Indeno(1,2,3-cd)pyrene	UG/KG	72 J	44 J	48 J	51 J	340 U
51 Isophorone	UG/KG	450 U	380 U	370 U	360 U	340 U
52 N-Nitroso-di-n-ctopylamine	UG/KG	450 U	380 U	370 U	360 U	340 U
53 N-Nitrosodiphenylamine (1)	UG/KG	450 U	380 U	370 U	360 U	340 U
54 Naphthalene	UG/KG	450 U	380 U	370 U	360 U	340 U
55 Nitrobenzene	UG/KG	450 U	380 U	370 U	360 U	340 U
56 Pentachlorophenol	UG/KG	1100 U	920 U	890 U	870 U	830 U
57 Phenanthrene	UG/KG	450 U	49 J	99 J	83 J	340 U
58 Phenol	UG/KG	450 U	380 U	370 U	360 U	340 U
59 Pyrene	UG/KG	130 J	120 J	120 J	160 J	39 J
60 benzo(k)fluoranthene	UG/KG	140 J	60 J	59 J	61 J	340 U
61 bis(2-Chloroethoxy) methane	UG/KG	450 U	380 U	370 U	360 U	340 U
62 bis(2-Chloroethyl) ether	UG/KG	450 U	380 U	370 U	360 U	340 U
63 bis(2-Chlorooctopyl) ether	UG/KG	450 U	380 U	370 U	360 U	340 U
64 bis(2-Ethylhexyl)phthalate	UG/KG	450 U	250 J	120 J	97 J	57 J

SVOCs

SDG:	54011	54011
STUDY ID:	PHASE 1	PHASE 1
MATRIX:	SOIL	SOIL
LAB SAMP. ID:	273263	273258
EPA SAMP. ID:	SS26-14	SS26-9
QC CODE:	SA	SA
% MOISTURE:	11	11
% SOLIDS:		

PARAMETER	UNIT	VALUE Q	VALUE Q
1 1,2,4-Trichlorobenzene	UG/KG	2400 U	370 U
1 1,2,4-Trichlorobenzene	UG/KG	2400 U	370 U
2 1,2-Dichlorobenzene	UG/KG	2400 U	370 U
3 1,3-Dichlorobenzene	UG/KG	2400 U	370 U
4 1,4-Dichlorobenzene	UG/KG	2400 U	370 U
5 2,4,5-Trichlorophenol	UG/KG	5900 U	900 U
6 2,4,6-Trichlorophenol	UG/KG	2400 U	370 U
7 2,4-Dichlorophenol	UG/KG	2400 U	370 U
8 2,4-Dimethylphenol	UG/KG	2400 U	370 U
9 2,4-Dinitrophenol	UG/KG	5900 U	900 U
10 2,4-Dinitrotoluene	UG/KG	2400 U	370 U
11 2,6-Dinitrotoluene	UG/KG	2400 U	370 U
12 2-Chloronaphthalene	UG/KG	2400 U	370 U
13 2-Chlorophenol	UG/KG	2400 U	370 U
14 2-Methylnaphthalene	UG/KG	2400 U	370 U
15 2-Methylphenol	UG/KG	2400 U	370 U
16 2-Nitroaniline	UG/KG	5900 U	900 U
17 2-Nitrophenol	UG/KG	2400 U	370 U
18 3,3'-Dichlorobenzidine	UG/KG	2400 U	370 U
19 3-Nitroaniline	UG/KG	5900 U	900 U
20 4,6-Dinitro-2-methylphenol	UG/KG	5900 U	900 U
21 4-Bromophenyl-phenylether	UG/KG	2400 U	370 U
22 4-Chloro-3-methylphenol	UG/KG	2400 U	370 U
23 4-Chloroaniline	UG/KG	2400 U	370 U
24 4-Chlorophenyl-phenylether	UG/KG	2400 U	370 U
25 4-Methylphenol	UG/KG	2400 U	370 U
26 4-Nitroaniline	UG/KG	5900 U	900 U
27 4-Nitrophenol	UG/KG	5900 U	900 U
28 Acenaphthene	UG/KG	990 J	370 U
29 Acenaphthylene	UG/KG	2400 U	370 U
30 Anthracene	UG/KG	1400 J	370 U
31 Benzo(a)anthracene	UG/KG	3000	44 J
32 Benzo(a)pyrene	UG/KG	2500	47 J
33 Benzo(b)fluoranthene	UG/KG	3100	44 J
34 Benzo(g,h,i)perylene	UG/KG	1400 J	40 J

SVOCs

SDG:	54011	54011
STUDY ID:	PHASE 1	PHASE 1
MATRIX:	SOIL	SOIL
LAB SAMP. ID:	273263	273258
EPA SAMP. ID:	SS26-14	SS26-9
QC CODE:	SA	SA
% MOISTURE:	11	11
% SOLIDS:		

PARAMETER	UNIT	VALUE	Q	VALUE	Q
1 1,2,4-Trichlorobenzene	UG/KG	2400	U	370	U
35 Butylbenzylphthalate	UG/KG	2400	U	370	U
36 Carbazole	UG/KG	1400	J	370	U
37 Chrysene	UG/KG	3300		54	J
38 Di-n-butylphthalate	UG/KG	2400	U	370	U
39 Di-n-oprylphthalate	UG/KG	2400	U	370	U
40 Dibenz(a,h)anthracene	UG/KG	580	J	370	U
41 Dibenzofuran	UG/KG	340	J	370	U
42 Diethylphthalate	UG/KG	2400	U	370	U
43 Dimethylphthalate	UG/KG	2400	U	370	U
44 Fluoranthene	UG/KG	11000		94	J
45 Fluorene	UG/KG	600	J	370	U
46 Hexachlorobenzene	UG/KG	2400	U	370	U
47 Hexachlorobutadiene	UG/KG	2400	U	370	U
48 Hexachlorocyclopentadiene	UG/KG	2400	U	370	U
49 Hexachloroethane	UG/KG	2400	U	370	U
50 Indeno(1,2,3-cd)pyrene	UG/KG	1300	J	370	U
51 Isophorone	UG/KG	2400	U	370	U
52 N-Nitroso-di-n-ctopylamine	UG/KG	2400	U	370	U
53 N-Nitrosodiphenylamine (1)	UG/KG	2400	U	370	U
54 Naphthalene	UG/KG	2400	U	370	U
55 Nitrobenzene	UG/KG	2400	U	370	U
56 Pentachlorophenol	UG/KG	5900	U	900	U
57 Phenanthrene	UG/KG	7800		58	J
58 Phenol	UG/KG	2400	U	370	U
59 Pyrene	UG/KG	7600		110	J
60 benzo(k)fluoranthene	UG/KG	1900	J	51	J
61 bis(2-Chloroethoxy) methane	UG/KG	2400	U	370	U
62 bis(2-Chloroethyl) ether	UG/KG	2400	U	370	U
63 bis(2-Chloroisooctopyl) ether	UG/KG	2400	U	370	U
64 bis(2-Ethylhexyl)phthalate	UG/KG	2400	U	100	J

VOCs

SDG:	54206	54206
STUDY ID:	PHASE 1	PHASE 1
MATRIX:	WATER	WATER
LAB SAMP. ID:	273097	273098
EPA SAMP. ID:	DIWAT	TB10395
QC CODE:	SA	TB
% MOISTURE:		
% SOLIDS:		

PARAMETER	UNIT	VALUE	Q	VALUE	Q
1 1,1,1,2-Tetrachloroethane	ug/L	0.5	U	0.5	U
2 1,1,1-Trichloroethane	ug/L	0.5	U	0.5	U
3 1,1,2,2-Tetrachloroethane	ug/L	0.5	U	0.5	U
4 1,1-Dichloroethane	ug/L	0.5	U	0.5	U
5 1,1-Dichloroethene	ug/L	0.5	U	0.5	U
6 1,1-Dichloropropene	ug/L	0.5	U	0.5	U
7 1,2,3-Trichlorobenzene	ug/L	0.5	U	0.5	U
8 1,2,3-Trichloropropane	ug/L	0.5	U	0.5	U
9 1,2,4-Trichlorobenzene	ug/L	0.5	U	0.5	U
10 1,2,4-Trimethylbenzene	ug/L	0.5	U	0.5	U
11 1,2-Dibromo-3-Chloropropane	ug/L	0.5	U	0.5	U
12 1,2-Dibromoethane	ug/L	0.5	U	0.5	U
13 1,2-Dichlorobenzene	ug/L	0.5	U	0.5	U
14 1,2-Dichloroethane	ug/L	0.5	U	0.5	U
15 1,2-Dichloropropane	ug/L	0.5	U	0.5	U
16 1,3,5-Trimethylbenzene	ug/L	0.5	U	0.5	U
17 1,3,5-Trimethylbenzene	ug/L	0.5	U	0.5	U
18 1,3-Dichlorobenzene	ug/L	0.5	U	0.5	U
19 1,4-Dichlorobenzene	ug/L	0.5	U	0.5	U
20 2,2-Dichloropropane	ug/L	0.5	U	0.5	U
21 2-Butanone	ug/L	0.5	U	0.5	U
22 2-Chlorotoluene	ug/L	0.5	U	0.5	U
23 4-Chlorotoluene	ug/L	0.5	U	0.5	U
24 4-Methyl-2-Pentanone	ug/L	0.5	U	0.5	U
25 Acetone	ug/L	5	U	5	U
26 Benzene	ug/L	0.5	U	0.5	U
27 Bromochloromethane	ug/L	0.5	U	0.5	U
28 Bromodichloromethane	ug/L	0.5	U	0.5	U
29 Bromoform	ug/L	0.5	U	0.5	U
30 Bromomethane	ug/L	0.5	U	0.5	U
31 Carbon Tetrachloride	ug/L	0.5	U	0.5	U
32 Chlorobenzene	ug/L	0.5	U	0.5	U
33 Chloroethane	ug/L	0.5	U	0.5	U

VOCs

SDG:	54206	54206
STUDY ID:	PHASE 1	PHASE 1
MATRIX:	WATER	WATER
LAB SAMP. ID:	273097	273098
EPA SAMP. ID:	DIWAT	TB10395
QC CODE:	SA	TB
% MOISTURE:		
% SOLIDS:		

PARAMETER	UNIT	VALUE Q	VALUE Q
Chloroform	ug/L	3	0.6
Chloromethane	ug/L	0.5 U	0.5 U
Dibromochloromethane	ug/L	0.5 U	0.5 U
Dibromomethane	ug/L	0.5 U	0.5 U
Dichlorodifluoromethane	ug/L	0.5 U	0.5 U
Ethylbenzene	ug/L	0.5 U	0.5 U
Hexachlorobutadiene	ug/L	0.5 U	0.5 U
Isopropylbenzene	ug/L	0.5 U	0.5 U
Methylene Chloride	ug/L	0.5 U	0.5 U
Naphthalene	ug/L	0.5 U	0.5 U
Styrene	ug/L	0.5 U	0.5 U
Toluene	ug/L	0.5 U	0.5 U
Trichloroethene	ug/L	0.5 U	0.5 U
Trichlorofluoromethane	ug/L	0.5 U	0.5 U
Vinyl Chloride	ug/L	0.5 U	0.5 U
Xylene (total)	ug/L	0.5 U	0.5 U
cis-1,2-Dichloroethane	ug/L	0.5 U	0.5 U
cis-1,3-Dichlorooctopene	ug/L	0.5 U	0.5 U
n-Butylbenzene	ug/L	0.5 U	0.5 U
n-Propylbenzene	ug/L	0.5 U	0.5 U
p-Isopropyltoluene	ug/L	0.5 U	0.5 U
sec-Butylbenzene	ug/L	0.5 U	0.5 U
tert-Butylbenzene	ug/L	0.5 U	0.5 U
trans-1,2-Dichloroethene	ug/L	0.5 U	0.5 U
trans-1,3-Dichlorooctopene	ug/L	0.5 U	0.5 U

SVOCs

SDG:	54206
STUDY ID:	PHASE 1
MATRIX:	WATER
LAB SAMP. ID:	273097
EPA SAMP. ID:	DIWAT
QC CODE:	SA
% MOISTURE:	
% SOLIDS:	

	PARAMETER	UNIT	VALUE	Q
1	1,2,4-Trichlorobenzene	UG/L	11	U
1	1,2,4-Trichlorobenzene	UG/L	11	U
2	1,2-Dichlorobenzene	UG/L	11	U
3	1,3-Dichlorobenzene	UG/L	11	U
4	1,4-Dichlorobenzene	UG/L	11	U
5	2,4,5-Trichlorophenol	UG/L	27	U
6	2,4,6-Trichlorophenol	UG/L	11	U
7	2,4-Dichlorophenol	UG/L	11	U
8	2,4-Dimethylphenol	UG/L	11	U
9	2,4-Dinitrophenol	UG/L	27	U
10	2,4-Dinitrotoluene	UG/L	11	U
11	2,6-Dinitrotoluene	UG/L	11	U
12	2-Chloronaphthalene	UG/L	11	U
13	2-Chlorophenol	UG/L	11	U
14	2-Methylnaphthalene	UG/L	11	U
15	2-Methylphenol	UG/L	11	U
16	2-Nitroaniline	UG/L	27	U
17	2-Nitrophenol	UG/L	11	U
18	3,3'-Dichlorobenzidine	UG/L	11	U
19	3-Nitroaniline	UG/L	27	U
20	4,6-Dinitro-2-methylphenol	UG/L	27	U
21	4-Bromophenyl-phenylether	UG/L	11	U
22	4-Chloro-3-methylphenol	UG/L	11	U
23	4-Chloroaniline	UG/L	11	U
24	4-Chlorophenyl-phenylether	UG/L	11	U
25	4-Methylphenol	UG/L	11	U
26	4-Nitroaniline	UG/L	27	U
27	4-Nitrophenol	UG/L	27	U
28	Acenaphthene	UG/L	11	U
29	Acenaphthylene	UG/L	11	U
30	Anthracene	UG/L	11	U
31	Benzo(a)anthracene	UG/L	11	U
32	Benzo(a)pyrene	UG/L	11	U
33	Benzo(b)fluoranthene	UG/L	11	U
34	Benzo(g,h,i)perylene	UG/L	11	U

SVOCs


SDG:	54206
STUDY ID:	PHASE 1
MATRIX:	WATER
LAB SAMP. ID:	273097
EPA SAMP. ID:	DIWAT
QC CODE:	SA
% MOISTURE:	
% SOLIDS:	

PARAMETER	UNIT	VALUE	Q
1 1,2,4-Trichlorobenzene	UG/L	11	U
35 Butylbenzylphthalate	UG/L	11	U
36 Carbazole	UG/L	11	U
37 Chrysene	UG/L	11	U
38 Di-n-butylphthalate	UG/L	11	U
39 Di-n-oprylphthalate	UG/L	11	U
40 Dibenz(a,h)anthracene	UG/L	11	U
41 Dibenzofuran	UG/L	11	U
42 Diethylphthalate	UG/L	11	U
43 Dimethylphthalate	UG/L	11	U
44 Fluoranthene	UG/L	11	U
45 Fluorene	UG/L	11	U
46 Hexachlorobenzene	UG/L	11	U
47 Hexachlorobutadiene	UG/L	11	U
48 Hexachlorocyclopentadiene	UG/L	11	U
49 Hexachloroethane	UG/L	11	U
50 Indeno(1,2,3-cd)pyrene	UG/L	11	U
51 Isophorone	UG/L	11	U
52 N-Nitroso-di-n-ctopylamine	UG/L	11	U
53 N-Nitrosodiphenylamine (1)	UG/L	11	U
54 Naphthalene	UG/L	11	U
55 Nitrobenzene	UG/L	11	U
56 Pentachlorophenol	UG/L	27	U
57 Phenanthrene	UG/L	11	U
58 Phenol	UG/L	11	U
59 Pyrene	UG/L	11	U
60 benzo(k)fluoranthene	UG/L	11	U
61 bis(2-Chloroethoxy) methane	UG/L	11	U
62 bis(2-Chloroethyl) ether	UG/L	11	U
63 bis(2-Chloroisooctopyl) ether	UG/L	11	U
64 bis(2-Ethylhexyl)phthalate	UG/L	2	BJ

PESTICIDES

SDG: 54206
 STUDY ID: PHASE 1
 MATRIX: WATER
 LAB SAMP. ID: 273097
 EPA SAMP. ID: DIWAT
 QC CODE: SA
 % MOISTURE:
 % SOLIDS:

PARAMETER	UNIT	VALUE	Q
1 4,4'-DDD	UG/L	0.1	U
2 4,4'-DDE	UG/L	0.1	U
3 4,4'-DDT	UG/L	0.1	U
4 Aldrin	UG/L	0.051	U
5 Aroclor-1016	UG/L	1	U
6 Aroclor-1221	UG/L	2	U
7 Aroclor-1232	UG/L	1	U
8 Aroclor-1242	UG/L	1	U
9 Aroclor-1248	UG/L	1	U
10 Aroclor-1254	UG/L	1	U
11 Aroclor-1260	UG/L	1	U
12 Dieldrin	UG/L	0.1	U
13 Endosulfan I	UG/L	0.051	U
14 Endosulfan II	UG/L	0.1	U
15 Endosulfan sulfate	UG/L	0.1	U
16 Endrin	UG/L	0.1	U
17 Endrin aldehyde	UG/L	0.1	U
18 Endrin ketone	UG/L	0.1	U
19 Heptachlor	UG/L	0.051	U
20 Heptachlor epoxide	UG/L	0.051	U
21 Methoxychlor	UG/L	0.51	U
22 Toxaphene	UG/L	5.1	U
23 alpha-BHC	UG/L	0.051	U
24 alpha-Chlordane	UG/L	0.051	U
25 beta-BHC	UG/L	0.051	U
26 delta-BHC	UG/L	0.051	U
27 gamma-BHC (Lindane)	UG/L	0.051	U
28 gamma-Chlordane	UG/L	0.051	U



METALS

SDG: 54206
 STUDY ID: PHASE 1
 MATRIX: WATER
 LAB SAMP. ID: 273097
 EPA SAMP. ID: DIWAT
 QC CODE: SA
 % MOISTURE:
 % SOLIDS: 0

PARAMETER	UNIT	VALUE	Q
1 Aluminum	UG/L	9.9	U
2 Antimony	UG/L	2.2	U
3 Arsenic	UG/L	2.1	U
4 Barium	UG/L	3.4	U
5 Beryllium	UG/L	0.2	U
6 Cadmium	UG/L	0.3	U
7 Calcium	UG/L	86.9	U
8 Chromium	UG/L	0.5	U
9 Cobalt	UG/L	1	U
10 Copper	UG/L	1.7	B
11 Cyanide	UG/L	5	U
12 Iron	UG/L	18.5	U
13 Lead	UG/L	1.5	U
14 Magnesium	UG/L	92.4	U
15 Manganese	UG/L	0.4	U
16 Mercury	UG/L	0.02	U
17 Nickel	UG/L	1	U
18 Potassium	UG/L	105	U
19 Selenium	UG/L	3.7	U
20 Silver	UG/L	0.8	U
21 Sodium	UG/L	203	B
22 Thallium	UG/L	3	U
23 Vanadium	UG/L	1.1	U
24 Zinc	UG/L	1.9	B

VOCs

SDG:	54284	54284
STUDY ID:	PHASE 1	PHASE 1
MATRIX:	WATER	WATER
LAB SAMP. ID:	273648	273621
EPA SAMP. ID:	SW25-15	SW25-9MS
QC CODE:	DU	MS
% MOISTURE:		
% SOLIDS:		

PARAMETER	UNIT	VALUE Q	VALUE Q
1 1,1,1-Trichloroethane	ug/L	10 U	10 U
2 1,1,2,2-Tetrachloroethane	ug/L	10 U	10 U
3 1,1,2-Trichloroethene	ug/L	10 U	10 U
4 1,1-Dichloroethane	ug/L	10 U	10 U
5 1,1-Dichloroethene	ug/L	10 U	48
6 1,2-Dichlorooctopane	ug/L	10 U	10 U
7 1,2-Dichloroethane	ug/L	10 U	10 U
8 1,2-Dichloroethene (total)	ug/L	10 U	10 U
9 2-Butanone	ug/L	10 U	10 U
10 2-Hexanone	ug/L	10 U	10 U
11 4-Methyl-2-Pentanone	ug/L	10 U	10 U
12 Acetone	ug/L	10 U	10 U
13 Benzene	ug/L	10 U	50
14 Bromodichloromethane	ug/L	10 U	10 U
15 Bromoform	ug/L	10 U	10 U
16 Bromomethane	ug/L	10 U	10 U
17 Carbon Disulfide	ug/L	10 U	10 U
18 Carbon Tetrachloride	ug/L	10 U	10 U
19 Chlorobenzene	ug/L	10 U	50
20 Chloroethane	ug/L	10 U	10 U
21 Chloroform	ug/L	10 U	10 U
22 Chloromethane	ug/L	10 U	10 U
23 Dibromochloromethane	ug/L	10 U	10 U
24 Ethylbenzene	ug/L	10 U	10 U
25 Methylene Chloride	ug/L	10 U	10 U
26 Styrene	ug/L	10 U	10 U
27 Tetrachloroethene	ug/L	10 U	10 U
28 Toluene	ug/L	10 U	50
29 Trichloroethene	ug/L	10 U	50
30 Vinyl Chloride	ug/L	10 U	10 U
31 Xylene (total)	ug/L	10 U	10 U
32 cis-1,3-Dichlorooctopene	ug/L	10 U	10 U
33 trans-1,3-Dichlorooctopene	ug/L	10 U	10 U

VOCs

SDG:	54284	54284	54284	54284	54284
STUDY ID:	PHASE 1	PHASE 1	PHASE 1	PHASE 1	PHASE 1
MATRIX:	WATER	WATER	WATER	WATER	WATER
LAB SAMP. ID:	273621	273452	273456	273453	273454
EPA SAMP. ID:	SW25-9MSD	SW25-1	SW25-10	SW25-2	SW25-4
QC CODE:	MSD	SA	SA	SA	SA
% MOISTURE:					
% SOLIDS:					

PARAMETER	UNIT	VALUE Q	VALUE Q	VALUE Q	VALUE Q	VALUE Q
1 1,1,1-Trichloroethane	ug/L	10 U	10 U	10 U	10 U	10 U
2 1,1,2,2-Tetrachloroethane	ug/L	10 U	10 U	10 U	10 U	10 U
3 1,1,2-Trichloroethane	ug/L	10 U	10 U	10 U	10 U	10 U
4 1,1-Dichloroethane	ug/L	10 U	10 U	10 U	10 U	10 U
5 1,1-Dichloroethene	ug/L	46	10 U	10 U	10 U	10 U
6 1,2-Dichlorooctopane	ug/L	10 U	10 U	10 U	10 U	10 U
7 1,2-Dichloroethane	ug/L	10 U	10 U	10 U	10 U	10 U
8 1,2-Dichloroethene (total)	ug/L	10 U	10 U	10 U	10 U	10 U
9 2-Butanone	ug/L	10 U	10 U	10 U	10 U	10 U
10 2-Hexanone	ug/L	10 U	10 U	10 U	10 U	10 U
11 4-Methyl-2-Pentanone	ug/L	10 U	10 U	10 U	10 U	10 U
12 Acetone	ug/L	10 U	24	10 U	10 U	10 U
13 Benzene	ug/L	51	10 U	10 U	10 U	10 U
14 Bromodichloromethane	ug/L	10 U	10 U	10 U	10 U	10 U
15 Bromoform	ug/L	10 U	10 U	10 U	10 U	10 U
16 Bromomethane	ug/L	10 U	10 U	10 U	10 U	10 U
17 Carbon Disulfide	ug/L	10 U	10 U	10 U	10 U	10 U
18 Carbon Tetrachloride	ug/L	10 U	10 U	10 U	10 U	10 U
19 Chlorobenzene	ug/L	51	10 U	10 U	10 U	10 U
20 Chloroethane	ug/L	10 U	10 U	10 U	10 U	10 U
21 Chloroform	ug/L	10 U	10 U	10 U	10 U	10 U
22 Chloromethane	ug/L	10 U	10 U	10 U	10 U	10 U
23 Dibromochloromethane	ug/L	10 U	10 U	10 U	10 U	10 U
24 Ethylbenzene	ug/L	10 U	10 U	10 U	10 U	10 U
25 Methylene Chloride	ug/L	10 U	10 U	10 U	10 U	10 U
26 Styrene	ug/L	10 U	10 U	10 U	10 U	10 U
27 Tetrachloroethene	ug/L	10 U	10 U	10 U	10 U	10 U
28 Toluene	ug/L	50	10 U	10 U	10 U	10 U
29 Trichloroethene	ug/L	50	10 U	10 U	10 U	10 U
30 Vinyl Chloride	ug/L	10 U	10 U	10 U	10 U	10 U
31 Xylene (total)	ug/L	10 U	10 U	10 U	10 U	10 U
32 cis-1,3-Dichlorooctopene	ug/L	10 U	10 U	10 U	10 U	10 U
33 trans-1,3-Dichlorooctopene	ug/L	10 U	10 U	10 U	10 U	10 U

VOCs

SDG:	54284	54284	54284	54284	54284
STUDY ID:	PHASE 1	PHASE 1	PHASE 1	PHASE 1	PHASE 1
MATRIX:	WATER	WATER	WATER	WATER	WATER
LAB SAMP. ID:	273455	273647	273619	273620	273621
EPA SAMP. ID:	SW25-5	SW25-6	SW25-7	SW25-8	SW25-9
QC CODE:	SA	SA	SA	SA	SA
% MOISTURE:					
% SOLIDS:					

PARAMETER	UNIT	VALUE Q	VALUE Q	VALUE Q	VALUE Q	VALUE Q
1 1,1,1-Trichloroethane	ug/L	10 U	10 U	10 U	10 U	10 U
2 1,1,2,2-Tetrachloroethane	ug/L	10 U	10 U	10 U	10 U	10 U
3 1,1,2-Trichloroethene	ug/L	10 U	10 U	10 U	10 U	10 U
4 1,1-Dichloroethane	ug/L	10 U	10 U	10 U	10 U	10 U
5 1,1-Dichloroethene	ug/L	10 U	10 U	10 U	10 U	10 U
6 1,2-Dichlorooctopane	ug/L	10 U	10 U	10 U	10 U	10 U
7 1,2-Dichloroethane	ug/L	10 U	10 U	10 U	10 U	10 U
8 1,2-Dichloroethene (total)	ug/L	10 U	10 U	10 U	10 U	10 U
9 2-Butanone	ug/L	10 U	10 U	10 U	10 U	10 U
10 2-Hexanone	ug/L	10 U	10 U	10 U	10 U	10 U
11 4-Methyl-2-Pentanone	ug/L	10 U	10 U	10 U	10 U	10 U
12 Acetone	ug/L	10 U	10 U	10 U	10 U	10 U
13 Benzene	ug/L	10 U	10 U	10 U	10 U	10 U
14 Bromodichloromethane	ug/L	10 U	10 U	10 U	10 U	10 U
15 Bromoform	ug/L	10 U	10 U	10 U	10 U	10 U
16 Bromomethane	ug/L	10 U	10 U	10 U	10 U	10 U
17 Carbon Disulfide	ug/L	10 U	10 U	10 U	10 U	10 U
18 Carbon Tetrachloride	ug/L	10 U	10 U	10 U	10 U	10 U
19 Chlorobenzene	ug/L	10 U	10 U	10 U	10 U	10 U
20 Chloroethane	ug/L	10 U	10 U	10 U	10 U	10 U
21 Chloroform	ug/L	10 U	10 U	10 U	10 U	10 U
22 Chloromethane	ug/L	10 U	10 U	10 U	10 U	10 U
23 Dibromochloromethane	ug/L	10 U	10 U	10 U	10 U	10 U
24 Ethylbenzene	ug/L	10 U	10 U	10 U	10 U	10 U
25 Methylene Chloride	ug/L	10 U	10 U	10 U	10 U	10 U
26 Styrene	ug/L	10 U	10 U	10 U	10 U	10 U
27 Tetrachloroethene	ug/L	10 U	10 U	10 U	10 U	10 U
28 Toluene	ug/L	10 U	10 U	10 U	10 U	10 U
29 Trichloroethene	ug/L	10 U	10 U	10 U	10 U	10 U
30 Vinyl Chloride	ug/L	10 U	10 U	10 U	10 U	10 U
31 Xylene (total)	ug/L	10 U	10 U	10 U	10 U	10 U
32 cis-1,3-Dichlorooctopene	ug/L	10 U	10 U	10 U	10 U	10 U
33 trans-1,3-Dichlorooctopene	ug/L	10 U	10 U	10 U	10 U	10 U

VOCs

SDG:	54284	54284
STUDY ID:	PHASE 1	PHASE 1
MATRIX:	WATER	WATER
LAB SAMP. ID:	273463	273649
EPA SAMP. ID:	TB10695	TB10995
QC CODE:	TB	TB
% MOISTURE:		
% SOLIDS:		

PARAMETER	UNIT	VALUE Q	VALUE Q
1 1,1,1-Trichloroethane	ug/L	10 U	10 U
2 1,1,2,2-Tetrachloroethane	ug/L	10 U	10 U
3 1,1,2-Trichloroethene	ug/L	10 U	10 U
4 1,1-Dichloroethane	ug/L	10 U	10 U
5 1,1-Dichloroethene	ug/L	10 U	10 U
6 1,2-Dichlorooctpane	ug/L	10 U	10 U
7 1,2-Dichloroethane	ug/L	10 U	10 U
8 1,2-Dichloroethene (total)	ug/L	10 U	10 U
9 2-Butanone	ug/L	10 U	10 U
10 2-Hexanone	ug/L	10 U	10 U
11 4-Methyl-2-Pentanone	ug/L	10 U	10 U
12 Acetone	ug/L	10 U	10 U
13 Benzene	ug/L	10 U	10 U
14 Bromodichloromethane	ug/L	10 U	10 U
15 Bromoform	ug/L	10 U	10 U
16 Bromomethane	ug/L	10 U	10 U
17 Carbon Disulfide	ug/L	10 U	10 U
18 Carbon Tetrachloride	ug/L	10 U	10 U
19 Chlorobenzene	ug/L	10 U	10 U
20 Chloroethane	ug/L	10 U	10 U
21 Chloroform	ug/L	10 U	10 U
22 Chloromethane	ug/L	10 U	10 U
23 Dibromochloromethane	ug/L	10 U	10 U
24 Ethylbenzene	ug/L	10 U	10 U
25 Methylene Chloride	ug/L	10 U	10 U
26 Styrene	ug/L	10 U	10 U
27 Tetrachloroethene	ug/L	10 U	10 U
28 Toluene	ug/L	10 U	10 U
29 Trichloroethene	ug/L	10 U	10 U
30 Vinyl Chloride	ug/L	10 U	10 U
31 Xylene (total)	ug/L	10 U	10 U
32 cis-1,3-Dichlorooctopene	ug/L	10 U	10 U
33 trans-1,3-Dichlorooctopene	ug/L	10 U	10 U

SVOCs

SDG:	54284	54284	54284
STUDY ID:	PHASE 1	PHASE 1	PHASE 1
MATRIX:	WATER	WATER	WATER
LAB SAMP. ID:	273648	273621	273621
EPA SAMP. ID:	SW25-15	SW25-9MS	SW25-9MSD
QC CODE:	DU	MS	MSD
% MOISTURE:			
% SOLIDS:			

PARAMETER	UNIT	VALUE Q	VALUE Q	VALUE Q
1 1,2,4-Trichlorobenzene	ug/L	10 U	59	59
1 1,2,4-Trichlorobenzene	ug/L	10 U	59	59
2 1,2-Dichlorobenzene	ug/L	10 U	10 U	12 U
3 1,3-Dichlorobenzene	ug/L	10 U	10 U	12 U
4 1,4-Dichlorobenzene	ug/L	10 U	49	50
5 2,4,5-Trichlorophenol	ug/L	26 U	25 U	29 U
6 2,4,6-Trichlorophenol	ug/L	10 U	10 U	12 U
7 2,4-Dichlorophenol	ug/L	10 U	10 U	12 U
8 2,4-Dimethylphenol	ug/L	10 U	10 U	12 U
9 2,4-Dinitrophenol	ug/L	26 U	25 U	29 U
10 2,4-Dinitrotoluene	ug/L	10 U	46	48
11 2,6-Dinitrotoluene	ug/L	10 U	10 U	12 U
12 2-Chloronaphthalene	ug/L	10 U	10 U	12 U
13 2-Chlorophenol	ug/L	10 U	73	78
14 2-Methylnaphthalene	ug/L	10 U	10 U	12 U
15 2-Methylphenol	ug/L	10 U	10 U	12 U
16 2-Nitroaniline	ug/L	26 U	25 U	29 U
17 2-Nitrophenol	ug/L	10 U	10 U	12 U
18 3,3'-Dichlorobenzidine	ug/L	10 U	10 U	12 U
19 3-Nitroaniline	ug/L	26 U	25 U	29 U
20 4,6-Dinitro-2-methylphenol	ug/L	26 U	25 U	29 U
21 4-Bromophenyl-phenylether	ug/L	10 U	10 U	12 U
22 4-Chloro-3-methylphenol	ug/L	10 U	76	78
23 4-Chloroaniline	ug/L	10 U	10 U	12 U
24 4-Chlorophenyl-phenylether	ug/L	10 U	10 U	12 U
25 4-Methylphenol	ug/L	10 U	10 U	12 U
26 4-Nitroaniline	ug/L	26 U	25 U	29 U
27 4-Nitrophenol	ug/L	26 U	70	70
28 Acenaphthene	ug/L	10 U	54	58
29 Acenaphthylene	ug/L	10 U	10 U	12 U
30 Anthracene	ug/L	10 U	10 U	12 U
31 Benzo(a)anthracene	ug/L	10 U	10 U	12 U
32 Benzo(a)pyrene	ug/L	10 U	10 U	12 U
33 Benzo(b)fluoranthene	ug/L	10 U	10 U	12 U
34 Benzo(g,h,i)perylene	ug/L	10 U	10 U	12 U

SVOCs

SDG:	54284	54284	54284
STUDY ID:	PHASE 1	PHASE 1	PHASE 1
MATRIX:	WATER	WATER	WATER
LAB SAMP. ID:	273648	273621	273621
EPA SAMP. ID:	SW25-15	SW25-9MS	SW25-9MSD
QC CODE:	DU	MS	MSD
% MOISTURE:			
% SOLIDS:			

PARAMETER	UNIT	VALUE Q	VALUE Q	VALUE Q
1 1,2,4-Trichlorobenzene	ug/L	10 U	59	59
35 Butylbenzylphthalate	ug/L	10 U	10 U	12 U
36 Carbazole	ug/L	10 U	10 U	12 U
37 Chrysene	ug/L	10 U	10 U	12 U
38 Di-n-butylphthalate	ug/L	10 U	10 U	12 U
39 Di-n-oprylphthalate	ug/L	10 U	10 U	12 U
40 Dibenz(a,h)anthracene	ug/L	10 U	10 U	12 U
41 Dibenzofuran	ug/L	10 U	10 U	12 U
42 Diethylphthalate	ug/L	10 U	10 U	12 U
43 Dimethylphthalate	ug/L	10 U	10 U	12 U
44 Fluoranthene	ug/L	10 U	10 U	12 U
45 Fluorene	ug/L	10 U	10 U	12 U
46 Hexachlorobenzene	ug/L	10 U	10 U	12 U
47 Hexachlorobutadiene	ug/L	10 U	10 U	12 U
48 Hexachlorocyclopentadiene	ug/L	10 U	10 U	12 U
49 Hexachloroethane	ug/L	10 U	10 U	12 U
50 Indeno(1,2,3-cd)pyrene	ug/L	10 U	10 U	12 U
51 Isophorone	ug/L	10 U	10 U	12 U
52 N-Nitroso-di-n-ctopylamine	ug/L	10 U	48	54
53 N-Nitrosodiphenylamine (1)	ug/L	10 U	10 U	12 U
54 Naphthalene	ug/L	10 U	10 U	12 U
55 Nitrobenzene	ug/L	10 U	10 U	12 U
56 Pentachlorophenol	ug/L	26 U	120 E	120 E
57 Phenanthrene	ug/L	10 U	10 U	12 U
58 Phenol	ug/L	10 U	64	68
59 Pyrene	ug/L	10 U	68	72
60 benzo(k)fluoranthene	ug/L	10 U	10 U	12 U
61 bis(2-Chloroethoxy) methane	ug/L	10 U	10 U	12 U
62 bis(2-Chloroethyl) ether	ug/L	10 U	10 U	12 U
63 bis(2-Chloroisooctopyl) ether	ug/L	10 U	10 U	12 U
64 bis(2-Ethylhexyl)phthalate	ug/L	4 JB	70 B	31 B

SVOCs

SDG:	54284	54284	54284	54284	54284
STUDY ID:	PHASE 1	PHASE 1	PHASE 1	PHASE 1	PHASE 1
MATRIX:	WATER	WATER	WATER	WATER	WATER
LAB SAMP. ID:	273452	273456	273453	273454	273455
EPA SAMP. ID:	SW25-1	SW25-10	SW25-2	SW25-4	SW25-5
QC CODE:	SA	SA	SA	SA	SA
% MOISTURE:					
% SOLIDS:					

PARAMETER	UNIT	VALUE Q	VALUE Q	VALUE Q	VALUE Q	VALUE Q
1 1,2,4-Trichlorobenzene	ug/L	11 U	10 U	11 U	10 U	10 U
1 1,2,4-Trichlorobenzene	ug/L	11 U	10 U	11 U	10 U	10 U
2 1,2-Dichlorobenzene	ug/L	11 U	10 U	11 U	10 U	10 U
3 1,3-Dichlorobenzene	ug/L	11 U	10 U	11 U	10 U	10 U
4 1,4-Dichlorobenzene	ug/L	11 U	10 U	11 U	10 U	10 U
5 2,4,5-Trichlorophenol	ug/L	27 U	26 U	27 U	26 U	26 U
6 2,4,6-Trichlorophenol	ug/L	11 U	10 U	11 U	10 U	10 U
7 2,4-Dichlorophenol	ug/L	11 U	10 U	11 U	10 U	10 U
8 2,4-Dimethylphenol	ug/L	11 U	10 U	11 U	10 U	10 U
9 2,4-Dinitrophenol	ug/L	27 U	26 U	27 U	26 U	26 U
10 2,4-Dinitrotoluene	ug/L	11 U	10 U	11 U	10 U	10 U
11 2,6-Dinitrotoluene	ug/L	11 U	10 U	11 U	10 U	10 U
12 2-Chloronaphthalene	ug/L	11 U	10 U	11 U	10 U	10 U
13 2-Chlorophenol	ug/L	11 U	10 U	11 U	10 U	10 U
14 2-Methylnaphthalene	ug/L	11 U	10 U	11 U	10 U	10 U
15 2-Methylphenol	ug/L	11 U	10 U	11 U	10 U	10 U
16 2-Nitroaniline	ug/L	27 U	26 U	27 U	26 U	26 U
17 2-Nitrophenol	ug/L	11 U	10 U	11 U	10 U	10 U
18 3,3'-Dichlorobenzidine	ug/L	11 U	10 U	11 U	10 U	10 U
19 3-Nitroaniline	ug/L	27 U	26 U	27 U	26 U	26 U
20 4,6-Dinitro-2-methylphenol	ug/L	27 U	26 U	27 U	26 U	26 U
21 4-Bromophenyl-phenylether	ug/L	11 U	10 U	11 U	10 U	10 U
22 4-Chloro-3-methylphenol	ug/L	11 U	10 U	11 U	10 U	10 U
23 4-Chloroaniline	ug/L	11 U	10 U	11 U	10 U	10 U
24 4-Chlorophenyl-phenylether	ug/L	11 U	10 U	11 U	10 U	10 U
25 4-Methylphenol	ug/L	11 U	10 U	11 U	10 U	10 U
26 4-Nitroaniline	ug/L	27 U	26 U	27 U	26 U	26 U
27 4-Nitrophenol	ug/L	27 U	26 U	27 U	26 U	26 U
28 Acenaphthene	ug/L	11 U	10 U	11 U	10 U	10 U
29 Acenaphthylene	ug/L	11 U	10 U	11 U	10 U	10 U
30 Anthracene	ug/L	11 U	10 U	11 U	10 U	10 U
31 Benzo(a)anthracene	ug/L	11 U	10 U	11 U	10 U	10 U
32 Benzo(a)pyrene	ug/L	11 U	10 U	11 U	10 U	10 U
33 Benzo(b)fluoranthene	ug/L	11 U	10 U	11 U	10 U	10 U
34 Benzo(g,h,i)perylene	ug/L	11 U	10 U	11 U	10 U	10 U

SVOCs

SDG:	54284	54284	54284	54284	54284
STUDY ID:	PHASE 1	PHASE 1	PHASE 1	PHASE 1	PHASE 1
MATRIX:	WATER	WATER	WATER	WATER	WATER
LAB SAMP. ID:	273452	273456	273453	273454	273455
EPA SAMP. ID:	SW25-1	SW25-10	SW25-2	SW25-4	SW25-5
QC CODE:	SA	SA	SA	SA	SA
% MOISTURE:					
% SOLIDS:					

PARAMETER	UNIT	VALUE Q	VALUE Q	VALUE Q	VALUE Q	VALUE Q
1 1,2,4-Trichlorobenzene	ug/L	11 U	10 U	11 U	10 U	10 U
35 Butylbenzylphthalate	ug/L	11 U	10 U	11 U	10 U	10 U
36 Carbazole	ug/L	11 U	10 U	11 U	10 U	10 U
37 Chrysene	ug/L	11 U	10 U	11 U	10 U	10 U
38 Di-n-butylphthalate	ug/L	1 J	10 U	11 U	10 U	10 U
39 Di-n-oprylphthalate	ug/L	11 U	10 U	11 U	10 U	10 U
40 Dibenz(a,h)anthracene	ug/L	11 U	10 U	11 U	10 U	10 U
41 Dibenzofuran	ug/L	11 U	10 U	11 U	10 U	10 U
42 Diethylphthalate	ug/L	11 U	10 U	11 U	J	10 U
43 Dimethylphthalate	ug/L	11 U	10 U	11 U	10 U	10 U
44 Fluoranthene	ug/L	11 U	10 U	11 U	10 U	10 U
45 Fluorene	ug/L	11 U	10 U	11 U	10 U	10 U
46 Hexachlorobenzene	ug/L	11 U	10 U	11 U	10 U	10 U
47 Hexachlorobutadiene	ug/L	11 U	10 U	11 U	10 U	10 U
48 Hexachlorocyclopentadiene	ug/L	11 U	10 U	11 U	10 U	10 U
49 Hexachloroethane	ug/L	11 U	10 U	11 U	10 U	10 U
50 Indeno(1,2,3-cd)pyrene	ug/L	11 U	10 U	11 U	10 U	10 U
51 Isophorone	ug/L	11 U	10 U	11 U	10 U	10 U
52 N-Nitroso-di-n-ctopylamine	ug/L	11 U	10 U	11 U	10 U	10 U
53 N-Nitrosodiphenylamine (1)	ug/L	11 U	10 U	11 U	10 U	10 U
54 Naphthalene	ug/L	11 U	10 U	11 U	10 U	10 U
55 Nitrobenzene	ug/L	11 U	10 U	11 U	10 U	10 U
56 Pentachlorophenol	ug/L	27 U	26 U	27 U	26 U	26 U
57 Phenanthrene	ug/L	11 U	10 U	11 U	10 U	10 U
58 Phenol	ug/L	11 U	10 U	11 U	10 U	10 U
59 Pyrene	ug/L	11 U	10 U	1 J	10 U	10 U
60 benzo(k)fluoranthene	ug/L	11 U	10 U	11 U	10 U	10 U
61 bis(2-Chloroethoxy) methane	ug/L	11 U	10 U	11 U	10 U	10 U
62 bis(2-Chloroethyl) ether	ug/L	11 U	10 U	11 U	10 U	10 U
63 bis(2-Chloroisooctopyl) ether	ug/L	11 U	10 U	11 U	10 U	10 U
64 bis(2-Ethylhexyl)phthalate	ug/L	35 B	36 B	20 B	18 B	52 B

SVOCs

SDG:	54284	54284	54284	54284
STUDY ID:	PHASE 1	PHASE 1	PHASE 1	PHASE 1
MATRIX:	WATER	WATER	WATER	WATER
LAB SAMP. ID:	273647	273619	273620	273621
EPA SAMP. ID:	SW25-6	SW25-7	SW25-8	SW25-9
QC CODE:	SA	SA	SA	SA
% MOISTURE:				
% SOLIDS:				

PARAMETER	UNIT	VALUE Q	VALUE Q	VALUE Q	VALUE Q
1 1,2,4-Trichlorobenzene	ug/L	10 U	10 U	10 U	10 U
1 1,2,4-Trichlorobenzene	ug/L	10 U	10 U	10 U	10 U
2 1,2-Dichlorobenzene	ug/L	10 U	10 U	10 U	10 U
3 1,3-Dichlorobenzene	ug/L	10 U	10 U	10 U	10 U
4 1,4-Dichlorobenzene	ug/L	10 U	10 U	10 U	10 U
5 2,4,5-Trichlorophenol	ug/L	26 U	25 U	26 U	26 U
6 2,4,6-Trichlorophenol	ug/L	10 U	10 U	10 U	10 U
7 2,4-Dichlorophenol	ug/L	10 U	10 U	10 U	10 U
8 2,4-Dimethylphenol	ug/L	10 U	10 U	10 U	10 U
9 2,4-Dinitrophenol	ug/L	26 U	25 U	26 U	26 U
10 2,4-Dinitrotoluene	ug/L	10 U	10 U	10 U	10 U
11 2,6-Dinitrotoluene	ug/L	10 U	10 U	10 U	10 U
12 2-Chloronaphthalene	ug/L	10 U	10 U	10 U	10 U
13 2-Chlorophenol	ug/L	10 U	10 U	10 U	10 U
14 2-Methylnaphthalene	ug/L	10 U	10 U	10 U	10 U
15 2-Methylphenol	ug/L	10 U	10 U	10 U	10 U
16 2-Nitroaniline	ug/L	26 U	25 U	26 U	26 U
17 2-Nitrophenol	ug/L	10 U	10 U	10 U	10 U
18 3,3'-Dichlorobenzidine	ug/L	10 U	10 U	10 U	10 U
19 3-Nitroaniline	ug/L	26 U	25 U	26 U	26 U
20 4,6-Dinitro-2-methylphenol	ug/L	26 U	25 U	26 U	26 U
21 4-Bromophenyl-phenylether	ug/L	10 U	10 U	10 U	10 U
22 4-Chloro-3-methylphenol	ug/L	10 U	10 U	10 U	10 U
23 4-Chloroaniline	ug/L	10 U	10 U	10 U	10 U
24 4-Chlorophenyl-phenylether	ug/L	10 U	10 U	10 U	10 U
25 4-Methylphenol	ug/L	10 U	10 U	10 U	10 U
26 4-Nitroaniline	ug/L	26 U	25 U	26 U	26 U
27 4-Nitrophenol	ug/L	26 U	25 U	26 U	26 U
28 Acenaphthene	ug/L	10 U	10 U	10 U	10 U
29 Acenaphthylene	ug/L	10 U	10 U	10 U	10 U
30 Anthracene	ug/L	10 U	10 U	10 U	10 U
31 Benzo(a)anthracene	ug/L	10 U	10 U	10 U	10 U
32 Benzo(a)pyrene	ug/L	10 U	10 U	10 U	10 U
33 Benzo(b)fluoranthene	ug/L	10 U	10 U	10 U	10 U
34 Benzo(g,h,i)perylene	ug/L	10 U	10 U	10 U	10 U

SVOCs

SDG:	54284	54284	54284	54284
STUDY ID:	PHASE 1	PHASE 1	PHASE 1	PHASE 1
MATRIX:	WATER	WATER	WATER	WATER
LAB SAMP. ID:	273647	273619	273620	273621
EPA SAMP. ID:	SW25-6	SW25-7	SW25-8	SW25-9
QC CODE:	SA	SA	SA	SA
% MOISTURE:				
% SOLIDS:				

PARAMETER	UNIT	VALUE Q	VALUE Q	VALUE Q	VALUE Q
1 1,2,4-Trichlorobenzene	ug/L	10 U	10 U	10 U	10 U
35 Butylbenzylphthalate	ug/L	10 U	10 U	10 U	10 U
36 Carbazole	ug/L	10 U	10 U	10 U	10 U
37 Chrysene	ug/L	10 U	10 U	10 U	10 U
38 Di-n-butylphthalate	ug/L	10 U	J	10 U	10 U
39 Di-n-oprylphthalate	ug/L	10 U	10 U	10 U	10 U
40 Dibenz(a,h)anthracene	ug/L	10 U	10 U	10 U	10 U
41 Dibenzofuran	ug/L	1 J	10 U	10 U	10 U
42 Diethylphthalate	ug/L	10 U	10 U	10 U	10 U
43 Dimethylphthalate	ug/L	10 U	10 U	10 U	10 U
44 Fluoranthene	ug/L	10 U	10 U	10 U	10 U
45 Fluorene	ug/L	10 U	10 U	10 U	10 U
46 Hexachlorobenzene	ug/L	10 U	10 U	10 U	10 U
47 Hexachlorobutadiene	ug/L	10 U	10 U	10 U	10 U
48 Hexachlorocyclopentadiene	ug/L	10 U	10 U	10 U	10 U
49 Hexachloroethane	ug/L	10 U	10 U	10 U	10 U
50 Indeno(1,2,3-cd)pyrene	ug/L	10 U	10 U	10 U	10 U
51 Isophorone	ug/L	10 U	10 U	10 U	10 U
52 N-Nitroso-di-n-ctopylamine	ug/L	10 U	10 U	10 U	10 U
53 N-Nitrosodiphenylamine (1)	ug/L	10 U	10 U	10 U	10 U
54 Naphthalene	ug/L	10 U	10 U	10 U	10 U
55 Nitrobenzene	ug/L	10 U	10 U	10 U	10 U
56 Pentachlorophenol	ug/L	26 U	25 U	26 U	26 U
57 Phenanthrene	ug/L	10 U	10 U	10 U	10 U
58 Phenol	ug/L	10 U	10 U	10 U	10 U
59 Pyrene	ug/L	10 U	10 U	10 U	10 U
60 benzo(k)fluoranthene	ug/L	10 U	10 U	10 U	10 U
61 bis(2-Chloroethoxy) methane	ug/L	10 U	10 U	10 U	10 U
62 bis(2-Chloroethyl) ether	ug/L	10 U	10 U	10 U	10 U
63 bis(2-Chloroisooctopyl) ether	ug/L	10 U	10 U	10 U	10 U
64 bis(2-Ethylhexyl)phthalate	ug/L	10 JB	9 JB	15 B	13 B

SVOCs

SDG:	54284	54284	54284
STUDY ID:	PHASE 1	PHASE 1	PHASE 1
MATRIX:	WATER	WATER	WATER
LAB SAMP. ID:	273648	273621	273621
EPA SAMP. ID:	SW25-15	SW25-9MS	SW25-9MSD
QC CODE:	DU	MS	MSD
% MOISTURE:			
% SOLIDS:			

PARAMETER	UNIT	VALUE Q	VALUE Q	VALUE Q
1 1,2,4-Trichlorobenzene	ug/L	10 U	59	59
1 1,2,4-Trichlorobenzene	ug/L	10 U	59	59
2 1,2-Dichlorobenzene	ug/L	10 U	10 U	12 U
3 1,3-Dichlorobenzene	ug/L	10 U	10 U	12 U
4 1,4-Dichlorobenzene	ug/L	10 U	49	50
5 2,4,5-Trichlorophenol	ug/L	26 U	25 U	29 U
6 2,4,6-Trichlorophenol	ug/L	10 U	10 U	12 U
7 2,4-Dichlorophenol	ug/L	10 U	10 U	12 U
8 2,4-Dimethylphenol	ug/L	10 U	10 U	12 U
9 2,4-Dinitrophenol	ug/L	26 U	25 U	29 U
10 2,4-Dinitrotoluene	ug/L	10 U	46	48
11 2,6-Dinitrotoluene	ug/L	10 U	10 U	12 U
12 2-Chloronaphthalene	ug/L	10 U	10 U	12 U
13 2-Chlorophenol	ug/L	10 U	73	78
14 2-Methylnaphthalene	ug/L	10 U	10 U	12 U
15 2-Methylphenol	ug/L	10 U	10 U	12 U
16 2-Nitroaniline	ug/L	26 U	25 U	29 U
17 2-Nitrophenol	ug/L	10 U	10 U	12 U
18 3,3'-Dichlorobenzidine	ug/L	10 U	10 U	12 U
19 3-Nitroaniline	ug/L	26 U	25 U	29 U
20 4,6-Dinitro-2-methylphenol	ug/L	26 U	25 U	29 U
21 4-Bromophenyl-phenylether	ug/L	10 U	10 U	12 U
22 4-Chloro-3-methylphenol	ug/L	10 U	76	78
23 4-Chloroaniline	ug/L	10 U	10 U	12 U
24 4-Chlorophenyl-phenylether	ug/L	10 U	10 U	12 U
25 4-Methylphenol	ug/L	10 U	10 U	12 U
26 4-Nitroaniline	ug/L	26 U	25 U	29 U
27 4-Nitrophenol	ug/L	26 U	70	70
28 Acenaphthene	ug/L	10 U	54	58
29 Acenaphthylene	ug/L	10 U	10 U	12 U
30 Anthracene	ug/L	10 U	10 U	12 U
31 Benzo(a)anthracene	ug/L	10 U	10 U	12 U
32 Benzo(a)pyrene	ug/L	10 U	10 U	12 U
33 Benzo(b)fluoranthene	ug/L	10 U	10 U	12 U
34 Benzo(g,h,i)perylene	ug/L	10 U	10 U	12 U

SVOCs

SDG:	54284	54284	54284
STUDY ID:	PHASE 1	PHASE 1	PHASE 1
MATRIX:	WATER	WATER	WATER
LAB SAMP. ID:	273648	273621	273621
EPA SAMP. ID:	SW25-15	SW25-9MS	SW25-9MSD
QC CODE:	DU	MS	MSD
% MOISTURE:			
% SOLIDS:			

PARAMETER	UNIT	VALUE Q	VALUE Q	VALUE Q
1 1,2,4-Trichlorobenzene	ug/L	10 U	59	59
35 Butylbenzylphthalate	ug/L	10 U	10 U	12 U
36 Carbazole	ug/L	10 U	10 U	12 U
37 Chrysene	ug/L	10 U	10 U	12 U
38 Di-n-butylphthalate	ug/L	10 U	10 U	12 U
39 Di-n-oprylphthalate	ug/L	10 U	10 U	12 U
40 Dibenz(a,h)anthracene	ug/L	10 U	10 U	12 U
41 Dibenzofuran	ug/L	10 U	10 U	12 U
42 Diethylphthalate	ug/L	10 U	10 U	12 U
43 Dimethylphthalate	ug/L	10 U	10 U	12 U
44 Fluoranthene	ug/L	10 U	10 U	12 U
45 Fluorene	ug/L	10 U	10 U	12 U
46 Hexachlorobenzene	ug/L	10 U	10 U	12 U
47 Hexachlorobutadiene	ug/L	10 U	10 U	12 U
48 Hexachlorocyclopentadiene	ug/L	10 U	10 U	12 U
49 Hexachloroethane	ug/L	10 U	10 U	12 U
50 Indeno(1,2,3-cd)pyrene	ug/L	10 U	10 U	12 U
51 Isophorone	ug/L	10 U	10 U	12 U
52 N-Nitroso-di-n-ctopylamine	ug/L	10 U	48	54
53 N-Nitrosodiphenylamine (1)	ug/L	10 U	10 U	12 U
54 Naphthalene	ug/L	10 U	10 U	12 U
55 Nitrobenzene	ug/L	10 U	10 U	12 U
56 Pentachlorophenol	ug/L	26 U	120 E	120 E
57 Phenanthrene	ug/L	10 U	10 U	12 U
58 Phenol	ug/L	10 U	64	68
59 Pyrene	ug/L	10 U	68	72
60 benzo(k)fluoranthene	ug/L	10 U	10 U	12 U
61 bis(2-Chloroethoxy) methane	ug/L	10 U	10 U	12 U
62 bis(2-Chloroethyl) ether	ug/L	10 U	10 U	12 U
63 bis(2-Chloroisooctopyl) ether	ug/L	10 U	10 U	12 U
64 bis(2-Ethylhexyl)phthalate	ug/L	4 JB	70 B	31 B

SVOCs

SDG:	54284	54284	54284	54284	54284
STUDY ID:	PHASE 1	PHASE 1	PHASE 1	PHASE 1	PHASE 1
MATRIX:	WATER	WATER	WATER	WATER	WATER
LAB SAMP. ID:	273452	273456	273453	273454	273455
EPA SAMP. ID:	SW25-1	SW25-10	SW25-2	SW25-4	SW25-5
QC CODE:	SA	SA	SA	SA	SA
% MOISTURE:					
% SOLIDS:					

PARAMETER	UNIT	VALUE Q	VALUE Q	VALUE Q	VALUE Q	VALUE Q
1 1,2,4-Trichlorobenzene	ug/L	11 U	10 U	11 U	10 U	10 U
1 1,2,4-Trichlorobenzene	ug/L	11 U	10 U	11 U	10 U	10 U
2 1,2-Dichlorobenzene	ug/L	11 U	10 U	11 U	10 U	10 U
3 1,3-Dichlorobenzene	ug/L	11 U	10 U	11 U	10 U	10 U
4 1,4-Dichlorobenzene	ug/L	11 U	10 U	11 U	10 U	10 U
5 2,4,5-Trichlorophenol	ug/L	27 U	26 U	27 U	26 U	26 U
6 2,4,6-Trichlorophenol	ug/L	11 U	10 U	11 U	10 U	10 U
7 2,4-Dichlorophenol	ug/L	11 U	10 U	11 U	10 U	10 U
8 2,4-Dimethylphenol	ug/L	11 U	10 U	11 U	10 U	10 U
9 2,4-Dinitrophenol	ug/L	27 U	26 U	27 U	26 U	26 U
10 2,4-Dinitrotoluene	ug/L	11 U	10 U	11 U	10 U	10 U
11 2,6-Dinitrotoluene	ug/L	11 U	10 U	11 U	10 U	10 U
12 2-Chloronaphthalene	ug/L	11 U	10 U	11 U	10 U	10 U
13 2-Chlorophenol	ug/L	11 U	10 U	11 U	10 U	10 U
14 2-Methylnaphthalene	ug/L	11 U	10 U	11 U	10 U	10 U
15 2-Methylphenol	ug/L	11 U	10 U	11 U	10 U	10 U
16 2-Nitroaniline	ug/L	27 U	26 U	27 U	26 U	26 U
17 2-Nitrophenol	ug/L	11 U	10 U	11 U	10 U	10 U
18 3,3'-Dichlorobenzidine	ug/L	11 U	10 U	11 U	10 U	10 U
19 3-Nitroaniline	ug/L	27 U	26 U	27 U	26 U	26 U
20 4,6-Dinitro-2-methylphenol	ug/L	27 U	26 U	27 U	26 U	26 U
21 4-Bromophenyl-phenylether	ug/L	11 U	10 U	11 U	10 U	10 U
22 4-Chloro-3-methylphenol	ug/L	11 U	10 U	11 U	10 U	10 U
23 4-Chloroaniline	ug/L	11 U	10 U	11 U	10 U	10 U
24 4-Chlorophenyl-phenylether	ug/L	11 U	10 U	11 U	10 U	10 U
25 4-Methylphenol	ug/L	11 U	10 U	11 U	10 U	10 U
26 4-Nitroaniline	ug/L	27 U	26 U	27 U	26 U	26 U
27 4-Nitrophenol	ug/L	27 U	26 U	27 U	26 U	26 U
28 Acenaphthene	ug/L	11 U	10 U	11 U	10 U	10 U
29 Acenaphthylene	ug/L	11 U	10 U	11 U	10 U	10 U
30 Anthracene	ug/L	11 U	10 U	11 U	10 U	10 U
31 Benzo(a)anthracene	ug/L	11 U	10 U	11 U	10 U	10 U
32 Benzo(a)pyrene	ug/L	11 U	10 U	11 U	10 U	10 U
33 Benzo(b)fluoranthene	ug/L	11 U	10 U	11 U	10 U	10 U
34 Benzo(g,h,i)perylene	ug/L	11 U	10 U	11 U	10 U	10 U

SVOCs

SDG:	54284	54284	54284	54284	54284
STUDY ID:	PHASE 1	PHASE 1	PHASE 1	PHASE 1	PHASE 1
MATRIX:	WATER	WATER	WATER	WATER	WATER
LAB SAMP. ID:	273452	273456	273453	273454	273455
EPA SAMP. ID:	SW25-1	SW25-10	SW25-2	SW25-4	SW25-5
QC CODE:	SA	SA	SA	SA	SA
% MOISTURE:					
% SOLIDS:					

PARAMETER	UNIT	VALUE Q	VALUE Q	VALUE Q	VALUE Q	VALUE Q
1 1,2,4-Trichlorobenzene	ug/L	11 U	10 U	11 U	10 U	10 U
35 Butylbenzylphthalate	ug/L	11 U	10 U	11 U	10 U	10 U
36 Carbazole	ug/L	11 U	10 U	11 U	10 U	10 U
37 Chrysene	ug/L	11 U	10 U	11 U	10 U	10 U
38 Di-n-butylphthalate	ug/L	1 J	10 U	11 U	10 U	10 U
39 Di-n-oprylphthalate	ug/L	11 U	10 U	11 U	10 U	10 U
40 Dibenz(a,h)anthracene	ug/L	11 U	10 U	11 U	10 U	10 U
41 Dibenzofuran	ug/L	11 U	10 U	11 U	10 U	10 U
42 Diethylphthalate	ug/L	11 U	10 U	11 U	J	10 U
43 Dimethylphthalate	ug/L	11 U	10 U	11 U	10 U	10 U
44 Fluoranthene	ug/L	11 U	10 U	11 U	10 U	10 U
45 Fluorene	ug/L	11 U	10 U	11 U	10 U	10 U
46 Hexachlorobenzene	ug/L	11 U	10 U	11 U	10 U	10 U
47 Hexachlorobutadiene	ug/L	11 U	10 U	11 U	10 U	10 U
48 Hexachlorocyclopentadiene	ug/L	11 U	10 U	11 U	10 U	10 U
49 Hexachloroethane	ug/L	11 U	10 U	11 U	10 U	10 U
50 Indeno(1,2,3-cd)pyrene	ug/L	11 U	10 U	11 U	10 U	10 U
51 Isophorone	ug/L	11 U	10 U	11 U	10 U	10 U
52 N-Nitroso-di-n-ctopylamine	ug/L	11 U	10 U	11 U	10 U	10 U
53 N-Nitrosodiphenylamine (1)	ug/L	11 U	10 U	11 U	10 U	10 U
54 Naphthalene	ug/L	11 U	10 U	11 U	10 U	10 U
55 Nitrobenzene	ug/L	11 U	10 U	11 U	10 U	10 U
56 Pentachlorophenol	ug/L	27 U	26 U	27 U	26 U	26 U
57 Phenanthrene	ug/L	11 U	10 U	11 U	10 U	10 U
58 Phenol	ug/L	11 U	10 U	11 U	10 U	10 U
59 Pyrene	ug/L	11 U	10 U	1 J	10 U	10 U
60 benzo(k)fluoranthene	ug/L	11 U	10 U	11 U	10 U	10 U
61 bis(2-Chloroethoxy) methane	ug/L	11 U	10 U	11 U	10 U	10 U
62 bis(2-Chloroethyl) ether	ug/L	11 U	10 U	11 U	10 U	10 U
63 bis(2-Chloroisooctopyl) ether	ug/L	11 U	10 U	11 U	10 U	10 U
64 bis(2-Ethylhexyl)phthalate	ug/L	35 B	36 B	20 B	18 B	52 B

SVOCs

SDG:	54284	54284	54284	54284
STUDY ID:	PHASE 1	PHASE 1	PHASE 1	PHASE 1
MATRIX:	WATER	WATER	WATER	WATER
LAB SAMP. ID:	273647	273619	273620	273621
EPA SAMP. ID:	SW25-6	SW25-7	SW25-8	SW25-9
QC CODE:	SA	SA	SA	SA
% MOISTURE:				
% SOLIDS:				

PARAMETER	UNIT	VALUE Q	VALUE Q	VALUE Q	VALUE Q
1 1,2,4-Trichlorobenzene	ug/L	10 U	10 U	10 U	10 U
1 1,2,4-Trichlorobenzene	ug/L	10 U	10 U	10 U	10 U
2 1,2-Dichlorobenzene	ug/L	10 U	10 U	10 U	10 U
3 1,3-Dichlorobenzene	ug/L	10 U	10 U	10 U	10 U
4 1,4-Dichlorobenzene	ug/L	10 U	10 U	10 U	10 U
5 2,4,5-Trichlorophenol	ug/L	26 U	25 U	26 U	26 U
6 2,4,6-Trichlorophenol	ug/L	10 U	10 U	10 U	10 U
7 2,4-Dichlorophenol	ug/L	10 U	10 U	10 U	10 U
8 2,4-Dimethylphenol	ug/L	10 U	10 U	10 U	10 U
9 2,4-Dinitrophenol	ug/L	26 U	25 U	26 U	26 U
10 2,4-Dinitrotoluene	ug/L	10 U	10 U	10 U	10 U
11 2,6-Dinitrotoluene	ug/L	10 U	10 U	10 U	10 U
12 2-Chloronaphthalene	ug/L	10 U	10 U	10 U	10 U
13 2-Chlorophenol	ug/L	10 U	10 U	10 U	10 U
14 2-Methylnaphthalene	ug/L	10 U	10 U	10 U	10 U
15 2-Methylphenol	ug/L	10 U	10 U	10 U	10 U
16 2-Nitroaniline	ug/L	26 U	25 U	26 U	26 U
17 2-Nitrophenol	ug/L	10 U	10 U	10 U	10 U
18 3,3'-Dichlorobenzidine	ug/L	10 U	10 U	10 U	10 U
19 3-Nitroaniline	ug/L	26 U	25 U	26 U	26 U
20 4,6-Dinitro-2-methylphenol	ug/L	26 U	25 U	26 U	26 U
21 4-Bromophenyl-phenylether	ug/L	10 U	10 U	10 U	10 U
22 4-Chloro-3-methylphenol	ug/L	10 U	10 U	10 U	10 U
23 4-Chloroaniline	ug/L	10 U	10 U	10 U	10 U
24 4-Chlorophenyl-phenylether	ug/L	10 U	10 U	10 U	10 U
25 4-Methylphenol	ug/L	10 U	10 U	10 U	10 U
26 4-Nitroaniline	ug/L	26 U	25 U	26 U	26 U
27 4-Nitrophenol	ug/L	26 U	25 U	26 U	26 U
28 Acenaphthene	ug/L	10 U	10 U	10 U	10 U
29 Acenaphthylene	ug/L	10 U	10 U	10 U	10 U
30 Anthracene	ug/L	10 U	10 U	10 U	10 U
31 Benzo(a)anthracene	ug/L	10 U	10 U	10 U	10 U
32 Benzo(a)pyrene	ug/L	10 U	10 U	10 U	10 U
33 Benzo(b)fluoranthene	ug/L	10 U	10 U	10 U	10 U
34 Benzo(g,h,i)perylene	ug/L	10 U	10 U	10 U	10 U

SVOCs

SDG:	54284	54284	54284	54284
STUDY ID:	PHASE 1	PHASE 1	PHASE 1	PHASE 1
MATRIX:	WATER	WATER	WATER	WATER
LAB SAMP. ID:	273647	273619	273620	273621
EPA SAMP. ID:	SW25-6	SW25-7	SW25-8	SW25-9
QC CODE:	SA	SA	SA	SA
% MOISTURE:				
% SOLIDS:				

PARAMETER	UNIT	VALUE Q	VALUE Q	VALUE Q	VALUE Q
I 1,2,4-Trichlorobenzene	ug/L	10 U	10 U	10 U	10 U
35 Butylbenzylphthalate	ug/L	10 U	10 U	10 U	10 U
36 Carbazole	ug/L	10 U	10 U	10 U	10 U
37 Chrysene	ug/L	10 U	10 U	10 U	10 U
38 Di-n-butylphthalate	ug/L	10 U	J	10 U	10 U
39 Di-n-oprylphthalate	ug/L	10 U	10 U	10 U	10 U
40 Dibenz(a,h)anthracene	ug/L	10 U	10 U	10 U	10 U
41 Dibenzofuran	ug/L	1 J	10 U	10 U	10 U
42 Diethylphthalate	ug/L	10 U	10 U	10 U	10 U
43 Dimethylphthalate	ug/L	10 U	10 U	10 U	10 U
44 Fluoranthene	ug/L	10 U	10 U	10 U	10 U
45 Fluorene	ug/L	10 U	10 U	10 U	10 U
46 Hexachlorobenzene	ug/L	10 U	10 U	10 U	10 U
47 Hexachlorobutadiene	ug/L	10 U	10 U	10 U	10 U
48 Hexachlorocyclopentadiene	ug/L	10 U	10 U	10 U	10 U
49 Hexachloroethane	ug/L	10 U	10 U	10 U	10 U
50 Indeno(1,2,3-cd)pyrene	ug/L	10 U	10 U	10 U	10 U
51 Isophorone	ug/L	10 U	10 U	10 U	10 U
52 N-Nitroso-di-n-ctopylamine	ug/L	10 U	10 U	10 U	10 U
53 N-Nitrosodiphenylamine (1)	ug/L	10 U	10 U	10 U	10 U
54 Naphthalene	ug/L	10 U	10 U	10 U	10 U
55 Nitrobenzene	ug/L	10 U	10 U	10 U	10 U
56 Pentachlorophenol	ug/L	26 U	25 U	26 U	26 U
57 Phenanthrene	ug/L	10 U	10 U	10 U	10 U
58 Phenol	ug/L	10 U	10 U	10 U	10 U
59 Pyrene	ug/L	10 U	10 U	10 U	10 U
60 benzo(k)fluoranthene	ug/L	10 U	10 U	10 U	10 U
61 bis(2-Chloroethoxy) methane	ug/L	10 U	10 U	10 U	10 U
62 bis(2-Chloroethyl) ether	ug/L	10 U	10 U	10 U	10 U
63 bis(2-Chloroisooctopyl) ether	ug/L	10 U	10 U	10 U	10 U
64 bis(2-Ethylhexyl)phthalate	ug/L	10 JB	9 JB	15 B	13 B

METALS

	SDG:	54284	54284	54284
	STUDY ID:	PHASE 1	PHASE 1	PHASE 1
	MATRIX:	WATER	WATER	WATER
	LAB SAMP. ID:	273648	273621	273621
	EPA SAMP. ID:	SW25-15	SW25-9MS	SW25-9MSD
	QC CODE:	DU	MS	MSD
	% MOISTURE:			
	% SOLIDS:			
PARAMETER	UNIT	VALUE Q	VALUE Q	VALUE Q
1 4,4'-DDD	UG/L	0.11 U	0.11 U	0.11 U
2 4,4'-DDE	UG/L	0.11 U	0.11 U	0.11 U
3 4,4'-DDT	UG/L	0.11 U	1	1
4 Aldrin	UG/L	0.053 U	0.48	0.47
5 Aroclor-1016	UG/L	1.1 U	1.1 U	1.1 U
6 Aroclor-1221	UG/L	2.1 U	2.2 U	2.2 U
7 Aroclor-1232	UG/L	1.1 U	1.1 U	1.1 U
8 Aroclor-1242	UG/L	1.1 U	1.1 U	1.1 U
9 Aroclor-1248	UG/L	1.1 U	1.1 U	1.1 U
10 Aroclor-1254	UG/L	1.1 U	1.1 U	1.1 U
11 Aroclor-1260	UG/L	1.1 U	1.1 U	1.1 U
12 Dieldrin	UG/L	0.11 U	1	0.99
13 Endosulfan I	UG/L	0.053 U	0.056 U	0.055 U
14 Endosulfan II	UG/L	0.11 U	0.11 U	0.11 U
15 Endosulfan sulfate	UG/L	0.11 U	0.11 U	0.11 U
16 Endrin	UG/L	0.11 U	1.1	1
17 Endrin aldehyde	UG/L	0.11 U	0.11 U	0.11 U
18 Endrin ketone	UG/L	0.11 U	0.11 U	0.11 U
19 Heptachlor	UG/L	0.053 U	0.49	0.48
20 Heptachlor epoxide	UG/L	0.053 U	0.056 U	0.055 U
21 Methoxychlor	UG/L	0.53 U	0.56 U	0.55 U
22 Toxaphene	UG/L	5.3 U	5.6 U	5.5 U
23 alpha-BHC	UG/L	0.053 U	0.056 U	0.055 U
24 alpha-Chlordane	UG/L	0.053 U	0.056 U	0.055 U
beta-BHC	UG/L	0.053 U	0.056 U	0.055 U
delta-BHC	UG/L	0.053 U	0.056 U	0.055 U
gamma-BHC (Lindane)	UG/L	0.053 U	0.45	0.46
gamma-Chlordane	UG/L	0.053 U	0.056 U	0.055 U

METALS

	SDG:	54284	54284	54284	54284	54284
	STUDY ID:	PHASE 1	PHASE 1	PHASE 1	PHASE 1	PHASE 1
	MATRIX:	WATER	WATER	WATER	WATER	WATER
	LAB SAMP. ID:	273452	273456	273453	273454	273455
	EPA SAMP. ID:	SW25-1	SW25-10	SW25-2	SW25-4	SW25-5
	QC CODE:	SA	SA	SA	SA	SA
	% MOISTURE:					
	% SOLIDS:					
PARAMETER	UNIT	VALUE Q	VALUE Q	VALUE Q	VALUE Q	VALUE Q
1 4,4'-DDD	UG/L	0.11 U	0.12 U	0.1 U	0.1 U	0.1 U
2 4,4'-DDE	UG/L	0.11 U	0.12 U	0.1 U	0.1 U	0.1 U
3 4,4'-DDT	UG/L	0.11 U	0.12 U	0.1 U	0.1 U	0.1 U
4 Aldrin	UG/L	0.054 U	0.058 U	0.051 U	0.052 U	0.051 U
5 Aroclor-1016	UG/L	1.1 U	1.2 U	1 U	1 U	1 U
6 Aroclor-1221	UG/L	2.2 U	2.3 U	2 U	2.1 U	2 U
7 Aroclor-1232	UG/L	1.1 U	1.2 U	1 U	1 U	1 U
8 Aroclor-1242	UG/L	1.1 U	1.2 U	1 U	1 U	1 U
9 Aroclor-1248	UG/L	1.1 U	1.2 U	1 U	1 U	1 U
10 Aroclor-1254	UG/L	1.1 U	1.2 U	1 U	1 U	1 U
11 Aroclor-1260	UG/L	1.1 U	1.2 U	1 U	1 U	1 U
12 Dieldrin	UG/L	0.11 U	0.12 U	0.1 U	0.1 U	0.1 U
13 Endosulfan I	UG/L	0.054 U	0.058 U	0.051 U	0.052 U	0.051 U
14 Endosulfan II	UG/L	0.11 U	0.12 U	0.1 U	0.1 U	0.1 U
15 Endosulfan sulfate	UG/L	0.11 U	0.12 U	0.1 U	0.1 U	0.1 U
16 Endrin	UG/L	0.11 U	0.12 U	0.1 U	0.1 U	0.1 U
17 Endrin aldehyde	UG/L	0.11 U	0.12 U	0.1 U	0.1 U	0.1 U
18 Endrin ketone	UG/L	0.11 U	0.12 U	0.1 U	0.1 U	0.1 U
19 Heptachlor	UG/L	0.054 U	0.058 U	0.051 U	0.052 U	0.051 U
20 Heptachlor epoxide	UG/L	0.054 U	0.058 U	0.051 U	0.052 U	0.051 U
21 Methoxychlor	UG/L	0.54 U	0.58 U	0.51 U	0.52 U	0.51 U
22 Toxaphene	UG/L	5.4 U	5.8 U	5.1 U	5.2 U	5.1 U
23 alpha-BHC	UG/L	0.054 U	0.058 U	0.051 U	0.052 U	0.051 U
24 alpha-Chlordane	UG/L	0.054 U	0.058 U	0.051 U	0.052 U	0.051 U
beta-BHC	UG/L	0.054 U	0.058 U	0.051 U	0.052 U	0.051 U
delta-BHC	UG/L	0.054 U	0.058 U	0.051 U	0.052 U	0.051 U
gamma-BHC (Lindane)	UG/L	0.054 U	0.058 U	0.051 U	0.052 U	0.051 U
gamma-Chlordane	UG/L	0.054 U	0.058 U	0.051 U	0.052 U	0.051 U

METALS

	SDG:	54284	54284	54284	54284
	STUDY ID:	PHASE 1	PHASE 1	PHASE 1	PHASE 1
	MATRIX:	WATER	WATER	WATER	WATER
	LAB SAMP. ID:	273647	273619	273620	273621
	EPA SAMP. ID:	SW25-6	SW25-7	SW25-8	SW25-9
	QC CODE:	SA	SA	SA	SA
	% MOISTURE:				
	% SOLIDS:				
PARAMETER	UNIT	VALUE Q	VALUE Q	VALUE Q	VALUE Q
1 4,4'-DDD	UG/L	0.1 U	0.1 U	0.11 U	0.1 U
2 4,4'-DDE	UG/L	0.1 U	0.1 U	0.11 U	0.1 U
3 4,4'-DDT	UG/L	0.1 U	0.1 U	0.11 U	0.1 U
4 Aldrin	UG/L	0.052 U	0.05 U	0.055 U	0.052 U
5 Aroclor-1016	UG/L	1 U	1 U	1.1 U	1 U
6 Aroclor-1221	UG/L	2.1 U	2 U	2.2 U	2.1 U
7 Aroclor-1232	UG/L	1 U	1 U	1.1 U	1 U
8 Aroclor-1242	UG/L	1 U	1 U	1.1 U	1 U
9 Aroclor-1248	UG/L	1 U	1 U	1.1 U	1 U
10 Aroclor-1254	UG/L	1 U	1 U	1.1 U	1 U
11 Aroclor-1260	UG/L	1 U	1 U	1.1 U	1 U
12 Dieldrin	UG/L	0.1 U	0.1 U	0.11 U	0.1 U
13 Endosulfan I	UG/L	0.052 U	0.05 U	0.055 U	0.052 U
14 Endosulfan II	UG/L	0.1 U	0.1 U	0.11 U	0.1 U
15 Endosulfan sulfate	UG/L	0.1 U	0.1 U	0.11 U	0.1 U
16 Endrin	UG/L	0.1 U	0.1 U	0.11 U	0.1 U
17 Endrin aldehyde	UG/L	0.1 U	0.1 U	0.11 U	0.1 U
18 Endrin ketone	UG/L	0.1 U	0.1 U	0.11 U	0.1 U
19 Heptachlor	UG/L	0.052 U	0.05 U	0.055 U	0.052 U
20 Heptachlor epoxide	UG/L	0.052 U	0.05 U	0.055 U	0.052 U
21 Methoxychlor	UG/L	0.52 U	0.5 U	0.55 U	0.52 U
22 Toxaphene	UG/L	5.2 U	5 U	5.5 U	5.2 U
23 alpha-BHC	UG/L	0.052 U	0.05 U	0.055 U	0.052 U
24 alpha-Chlordane	UG/L	0.052 U	0.05 U	0.055 U	0.052 U
beta-BHC	UG/L	0.052 U	0.05 U	0.055 U	0.052 U
delta-BHC	UG/L	0.052 U	0.05 U	0.055 U	0.052 U
gamma-BHC (Lindane)	UG/L	0.052 U	0.05 U	0.055 U	0.052 U
gamma-Chlordane	UG/L	0.052 U	0.05 U	0.055 U	0.052 U

METALS

	SDG:	54284	54284	54284	54284	54284
	STUDY ID:	PHASE 1	PHASE 1	PHASE 1	PHASE 1	PHASE 1
	MATRIX:	WATER	WATER	WATER	WATER	WATER
	LAB SAMP. ID:	273648	273452	273456	273453	273454
	EPA SAMP. ID:	SW25-15	SW25-1	SW25-10	SW25-2	SW25-4
	QC CODE:	DU	SA	SA	SA	SA
	% MOISTURE:	0	0	0	0	0
	% SOLIDS:	0	0	0	0	0
PARAMETER	UNIT	VALUE Q	VALUE Q	VALUE Q	VALUE Q	VALUE Q
1 Aluminium	UG/L	19.5 B	1110	129 B	1330	1500
2 Antimony	UG/L	2.2 U	2.2 U	2.2 U	2.2 U	2.2 U
3 Arsenic	UG/L	2.1 U	3.5 B	2.1 U	2.1 U	2.1 U
4 Barium	UG/L	75.6 B	18.9 B	35 B	22.4 B	39.7 B
5 Beryllium	UG/L	0.27 U	0.27 U	0.27 U	0.27 U	0.27 U
6 Cadmium	UG/L	0.3 U	0.3 U	0.3 U	0.3 U	0.3 U
7 Calcium	UG/L	106000	22600	55700	31400	52800
8 Chromium	UG/L	0.61 B	3.3 B	0.5 U	3.3 B	2.2 B
9 Cobalt	UG/L	0.99 U	1.6 B	1 U	1.1 B	1 U
10 Copper	UG/L	2 B	13.2 B	1.6 B	9.1 B	3.4 B
11 Cyanide	UG/L	5 U	5 U	5 U	5 U	5 U
12 Iron	UG/L	22 B	1300	191	1450	1500
13 Lead	UG/L	1.5 U	7	1.5 U	5.5	3.3
14 Magnesium	UG/L	13500	1900 B	7540	3680 B	7040
15 Manganese	UG/L	42.3	38.6	1.9 B	22.3	18.8
16 Mercury	UG/L	0.03 B	0.03 B	0.04 B	0.05 B	0.03 B
17 Nickel	UG/L	0.99 U	4 B	1 U	3.9 B	2.3 B
18 Potassium	UG/L	3100 B	12900	2870 B	9290	3230 B
19 Selenium	UG/L	3.7 U	3.7 U	3.7 U	3.7 U	3.7 U
20 Silver	UG/L	0.8 U	0.79 U	0.8 U	0.8 U	0.8 U
21 Sodium	UG/L	213000	108000	57000	67900	74400
22 Thallium	UG/L	3 U	3 U	3 U	3 U	3 U
23 Vanadium	UG/L	1.1 U	4.7 B	1.1 U	3.9 B	2.9 B
24 Zinc	UG/L	3 B	22.9	2 B	70.3	10 B

METALS

SDG:	54284	54284	54284	54284	54284
STUDY ID:	PHASE 1	PHASE 1	PHASE 1	PHASE 1	PHASE 1
MATRIX:	WATER	WATER	WATER	WATER	WATER
LAB SAMP. ID:	273455	273647	273619	273620	273621
EPA SAMP. ID:	SW25-5	SW25-6	SW25-7	SW25-8	SW25-9
QC CODE:	SA	SA	SA	SA	SA
% MOISTURE:					
% SOLIDS:	0	0	0	0	0

PARAMETER	UNIT	VALUE Q	VALUE Q	VALUE Q	VALUE Q	VALUE Q
1 Aluminium	UG/L	1200	25.4 B	41.9 B	39.9 B	29.5 B
2 Antimony	UG/L	2.2 U	2.2 U	2.2 U	2.2 U	2.2 U
3 Arsenic	UG/L	2.1 U	2.1 U	2.1 U	2.1 U	2.1 U
4 Barium	UG/L	39.7 B	75.1 B	66.1 B	66.9 B	66.3 B
5 Beryllium	UG/L	0.27 U	0.27 U	0.27 U	0.27 U	0.27 U
6 Cadmium	UG/L	0.3 U	0.3 U	0.3 U	0.3 U	0.3 U
7 Calcium	UG/L	53500	105000	94600	95300	95800
8 Chromium	UG/L	1.6 B	0.5 U	0.5 U	1.1 B	0.5 U
9 Cobalt	UG/L	0.99 U	0.99 U	0.99 U	0.99 U	0.99 U
10 Copper	UG/L	2.6 B	1.8 B	2.7 B	2.7 B	1.5 B
11 Cyanide	UG/L	5 U	5 U	5 U	5 U	5 U
12 Iron	UG/L	837	22.4 B	51.7 B	72.1 B	29.2 B
13 Lead	UG/L	1.5 U	1.5 U	1.5 U	1.5 U	1.5 U
14 Magnesium	UG/L	6900	13300	11800	11900	11900
15 Manganese	UG/L	10.4 B	42.5	15.7	22.6	15.4
16 Mercury	UG/L	0.02 B	0.02 U	0.02 B	0.02 B	0.03 B
17 Nickel	UG/L	2.1 B	0.99 U	1.4 B	1.8 B	0.99 U
18 Potassium	UG/L	3910 B	3090 B	2880 B	2820 B	2820 B
19 Selenium	UG/L	3.7 U	3.7 U	3.7 U	3.7 U	3.7 U
20 Silver	UG/L	0.79 U	0.79 U	0.8 U	0.82 B	0.8 U
21 Sodium	UG/L	69800	213000	192000	187000	187000
22 Thallium	UG/L	3 U	3 U	3 U	3 U	3 U
23 Vanadium	UG/L	2.8 B	1.1 U	1.1 U	1.8 B	1.1 U
24 Zinc	UG/L	6.3 B	5.5 B	4.2 B	3.6 B	3.3 B

VOCs

SDG:	54287	54287	54287	54287	54287	54287
STUDY ID:	PHASE 1	PHASE 1	PHASE 1	PHASE 1	PHASE 1	PHASE 1
MATRIX:	WATER	WATER	WATER	WATER	WATER	WATER
LAB SAMP. ID:	275067	275066	275065	275065	275065	275442
EPA SAMP. ID:	SW26-11	SD26-10R	SW26-10MS	SW26-10MSD	SW26-10	SW26-12
QC CODE:	DU	FB	MS	MSD	SA	SA
% MOISTURE:						
% SOLIDS:						

PARAMETER	UNIT	VALUE Q	VALUE Q	VALUE Q	VALUE Q	VALUE Q	VALUE Q
1 1,1,1-Trichloroethane	ug/L	10 U	10 U	10 U	10 U	10 U	10 U
2 1,1,2,2-Tetrachloroethane	ug/L	10 U	10 U	10 U	10 U	10 U	10 U
3 1,1,2-Trichloroethene	ug/L	10 U	10 U	10 U	10 U	10 U	10 U
4 1,1-Dichloroethane	ug/L	10 U	10 U	10 U	10 U	10 U	10 U
5 1,1-Dichloroethene	ug/L	10 U	10 U	53	54	10 U	10 U
6 1,2-Dichlorooctopane	ug/L	10 U	10 U	10 U	10 U	10 U	10 U
7 1,2-Dichloroethane	ug/L	10 U	10 U	10 U	10 U	10 U	10 U
8 1,2-Dichloroethene (total)	ug/L	10 U	10 U	10 U	10 U	10 U	10 U
9 2-Butanone	ug/L	10 U	10 U	10 U	10 U	10 U	10 U
10 2-Hexanone	ug/L	10 U	10 U	10 U	10 U	10 U	10 U
11 4-Methyl-2-Pentanone	ug/L	10 U	10 U	10 U	10 U	10 U	10 U
12 Acetone	ug/L	10 U	10 U	10	9 J	12	10 U
13 Benzene	ug/L	10 U	10 U	50	52	10 U	10 U
14 Bromodichloromethane	ug/L	10 U	10 U	10 U	10 U	10 U	10 U
15 Bromoform	ug/L	10 U	10 U	10 U	10 U	10 U	10 U
16 Bromomethane	ug/L	10 U	10 U	10 U	10 U	10 U	10 U
17 Carbon Disulfide	ug/L	10 U	10 U	10 U	10 U	10 U	10 U
18 Carbon Tetrachloride	ug/L	10 U	10 U	10 U	10 U	10 U	10 U
19 Chlorobenzene	ug/L	10 U	10 U	51	52	10 U	10 U
20 Chloroethane	ug/L	10 U	10 U	10 U	10 U	10 U	10 U
21 Chloroform	ug/L	10 U	10 U	10 U	10 U	10 U	10 U
22 Chloromethane	ug/L	10 U	10 U	10 U	10 U	10 U	10 U
23 Dibromochloromethane	ug/L	10 U	10 U	10 U	10 U	10 U	10 U
24 Ethylbenzene	ug/L	10 U	10 U	10 U	10 U	10 U	10 U
25 Methylene Chloride	ug/L	10 U	10 U	10 U	10 U	10 U	10 U
26 Styrene	ug/L	10 U	10 U	10 U	10 U	10 U	10 U
27 Tetrachloroethene	ug/L	10 U	10 U	10 U	10 U	10 U	10 U
28 Toluene	ug/L	10 U	10 U	51	51	10 U	10 U
29 Trichloroethene	ug/L	10 U	10 U	51	51	10 U	10 U
30 Vinyl Chloride	ug/L	10 U	10 U	10 U	10 U	10 U	10 U
31 Xylene (total)	ug/L	10 U	10 U	10 U	10 U	10 U	10 U
32 cis-1,3-Dichlorooctopene	ug/L	10 U	10 U	10 U	10 U	10 U	10 U
33 trans-1,3-Dichlorooctopene	ug/L	10 U	10 U	10 U	10 U	10 U	10 U

VOCs

SDG:	54287	54287	54287	54287	54287
STUDY ID:	PHASE 1	PHASE 1	PHASE 1	PHASE 1	PHASE 1
MATRIX:	WATER	WATER	WATER	WATER	WATER
LAB SAMP. ID:	273457	273623	273458	273459	273460
EPA SAMP. ID:	SW26-2	SW26-3	SW26-4	SW26-5	SW26-6
QC CODE:	SA	SA	SA	SA	SA
% MOISTURE:					
% SOLIDS:					

PARAMETER	UNIT	VALUE Q	VALUE Q	VALUE Q	VALUE Q	VALUE Q
1 1,1,1-Trichloroethane	ug/L	10 U	10 U	10 U	10 U	10 U
2 1,1,2,2-Tetrachloroethane	ug/L	10 U	10 U	10 U	10 U	10 U
3 1,1,2-Trichloroethene	ug/L	10 U	10 U	10 U	10 U	10 U
4 1,1-Dichloroethane	ug/L	10 U	10 U	10 U	10 U	10 U
5 1,1-Dichloroethene	ug/L	10 U	10 U	10 U	10 U	10 U
6 1,2-Dichlorooctopane	ug/L	10 U	10 U	10 U	10 U	10 U
7 1,2-Dichloroethane	ug/L	10 U	10 U	10 U	10 U	10 U
8 1,2-Dichloroethene (total)	ug/L	10 U	10 U	10 U	10 U	10 U
9 2-Butanone	ug/L	10 U	10 U	10 U	10 U	10 U
10 2-Hexanone	ug/L	10 U	10 U	10 U	10 U	10 U
11 4-Methyl-2-Pentanone	ug/L	10 U	10 U	10 U	10 U	10 U
12 Acetone	ug/L	10 U	10 U	10 U	10 U	10 U
13 Benzene	ug/L	10 U	10 U	10 U	10 U	10 U
14 Bromodichloromethane	ug/L	10 U	10 U	10 U	10 U	10 U
15 Bromoform	ug/L	10 U	10 U	10 U	10 U	10 U
16 Bromomethane	ug/L	10 U	10 U	10 U	10 U	10 U
17 Carbon Disulfide	ug/L	10 U	10 U	10 U	10 U	10 U
18 Carbon Tetrachloride	ug/L	10 U	10 U	10 U	10 U	10 U
19 Chlorobenzene	ug/L	10 U	10 U	10 U	10 U	10 U
20 Chloroethane	ug/L	10 U	10 U	10 U	10 U	10 U
21 Chloroform	ug/L	10 U	10 U	10 U	10 U	10 U
22 Chloromethane	ug/L	10 U	10 U	10 U	10 U	10 U
23 Dibromochloromethane	ug/L	10 U	10 U	10 U	10 U	10 U
24 Ethylbenzene	ug/L	10 U	10 U	10 U	10 U	10 U
25 Methylene Chloride	ug/L	10 U	10 U	10 U	10 U	10 U
26 Styrene	ug/L	10 U	10 U	10 U	10 U	10 U
27 Tetrachloroethene	ug/L	10 U	10 U	10 U	10 U	10 U
28 Toluene	ug/L	10 U	10 U	10 U	10 U	10 U
29 Trichloroethene	ug/L	10 U	10 U	10 U	10 U	10 U
30 Vinyl Chloride	ug/L	10 U	10 U	10 U	10 U	10 U
31 Xylene (total)	ug/L	10 U	10 U	10 U	10 U	10 U
32 cis-1,3-Dichlorooctopene	ug/L	10 U	10 U	10 U	10 U	10 U
33 trans-1,3-Dichlorooctopene	ug/L	10 U	10 U	10 U	10 U	10 U

VOCs

SDG:	54287	54287	54287	54287	54287
STUDY ID:	PHASE 1	PHASE 1	PHASE 1	PHASE 1	PHASE 1
MATRIX:	WATER	WATER	WATER	WATER	WATER
LAB SAMP. ID:	273461	275441	273462	273464	273624
EPA SAMP. ID:	SW26-7	SW26-8	SW26-9	TB10795	TB10895
QC CODE:	SA	SA	SA	TB	TB
% MOISTURE:					
% SOLIDS:					

PARAMETER	UNIT	VALUE Q	VALUE Q	VALUE Q	VALUE Q	VALUE Q
1 1,1,1-Trichloroethane	ug/L	10 U	10 U	10 U	10 U	10 U
2 1,1,2,2-Tetrachloroethane	ug/L	10 U	10 U	10 U	10 U	10 U
3 1,1,2-Trichloroethene	ug/L	10 U	10 U	10 U	10 U	10 U
4 1,1-Dichloroethane	ug/L	10 U	10 U	10 U	10 U	10 U
5 1,1-Dichloroethene	ug/L	10 U	10 U	10 U	10 U	10 U
6 1,2-Dichloroethane	ug/L	10 U	10 U	10 U	10 U	10 U
7 1,2-Dichloroethene	ug/L	10 U	10 U	10 U	10 U	10 U
8 1,2-Dichloroethene (total)	ug/L	10 U	10 U	10 U	10 U	10 U
9 2-Butanone	ug/L	10 U	10 U	10 U	10 U	10 U
10 2-Hexanone	ug/L	10 U	10 U	10 U	10 U	10 U
11 4-Methyl-2-Pentanone	ug/L	10 U	10 U	10 U	10 U	10 U
12 Acetone	ug/L	10 U	10 U	10 U	10 U	10 U
13 Benzene	ug/L	10 U	10 U	10 U	10 U	10 U
14 Bromodichloromethane	ug/L	10 U	10 U	10 U	10 U	10 U
15 Bromoform	ug/L	10 U	10 U	10 U	10 U	10 U
16 Bromomethane	ug/L	10 U	10 U	10 U	10 U	10 U
17 Carbon Disulfide	ug/L	10 U	10 U	10 U	10 U	10 U
18 Carbon Tetrachloride	ug/L	10 U	10 U	10 U	10 U	10 U
19 Chlorobenzene	ug/L	10 U	10 U	10 U	10 U	10 U
20 Chloroethane	ug/L	10 U	10 U	10 U	10 U	10 U
21 Chloroform	ug/L	10 U	10 U	10 U	10 U	10 U
22 Chloromethane	ug/L	10 U	10 U	10 U	10 U	10 U
23 Dibromochloromethane	ug/L	10 U	10 U	10 U	10 U	10 U
24 Ethylbenzene	ug/L	10 U	10 U	10 U	10 U	10 U
25 Methylene Chloride	ug/L	10 U	10 U	10 U	10 U	10 U
26 Styrene	ug/L	10 U	10 U	10 U	10 U	10 U
27 Tetrachloroethene	ug/L	10 U	10 U	10 U	10 U	10 U
28 Toluene	ug/L	10 U	10 U	10 U	10 U	10 U
29 Trichloroethene	ug/L	10 U	10 U	10 U	10 U	10 U
30 Vinyl Chloride	ug/L	10 U	10 U	10 U	10 U	10 U
31 Xylene (total)	ug/L	10 U	10 U	10 U	10 U	10 U
32 cis-1,3-Dichlorooctopene	ug/L	10 U	10 U	10 U	10 U	10 U
33 trans-1,3-Dichlorooctopene	ug/L	10 U	10 U	10 U	10 U	10 U

SVOCs

SDG:	54287	54287
STUDY ID:	PHASE 1	PHASE 1
MATRIX:	WATER	WATER
LAB SAMP. ID:	275067	275066
EPA SAMP. ID:	SW26-11	SD26-10R
QC CODE:	DU	FB
% MOISTURE:		
% SOLIDS:		

PARAMETER	UNIT	VALUE Q	VALUE Q
1 1,2,4-Trichlorobenzene	UG/L	10 U	10 U
1 1,2,4-Trichlorobenzene	UG/L	10 U	10 U
2 1,2-Dichlorobenzene	UG/L	10 U	10 U
3 1,3-Dichlorobenzene	UG/L	10 U	10 U
4 1,4-Dichlorobenzene	UG/L	10 U	10 U
5 2,4,5-Trichlorophenol	UG/L	26 U	26 U
6 2,4,6-Trichlorophenol	UG/L	10 U	10 U
7 2,4-Dichlorophenol	UG/L	10 U	10 U
8 2,4-Dimethylphenol	UG/L	10 U	10 U
9 2,4-Dinitrophenol	UG/L	26 U	26 U
10 2,4-Dinitrotoluene	UG/L	10 U	10 U
11 2,6-Dinitrotoluene	UG/L	10 U	10 U
12 2-Chloronaphthalene	UG/L	10 U	10 U
13 2-Chlorophenol	UG/L	10 U	10 U
14 2-Methylnaphthalene	UG/L	10 U	10 U
15 2-Methylphenol	UG/L	10 U	10 U
16 2-Nitroaniline	UG/L	26 U	26 U
17 2-Nitrophenol	UG/L	10 U	10 U
18 3,3'-Dichlorobenzidine	UG/L	10 U	10 U
19 3-Nitroaniline	UG/L	26 U	26 U
20 4,6-Dinitro-2-methylphenol	UG/L	26 U	26 U
21 4-Bromophenyl-phenylether	UG/L	10 U	10 U
22 4-Chloro-3-methylphenol	UG/L	10 U	10 U
23 4-Chloroaniline	UG/L	10 U	10 U
24 4-Chlorophenyl-phenylether	UG/L	10 U	10 U
25 4-Methylphenol	UG/L	10 U	10 U
26 4-Nitroaniline	UG/L	26 U	26 U
27 4-Nitrophenol	UG/L	26 U	26 U
28 Acenaphthene	UG/L	10 U	10 U
29 Acenaphthylene	UG/L	10 U	10 U
30 Anthracene	UG/L	10 U	10 U
31 Benzo(a)anthracene	UG/L	10 U	10 U
32 Benzo(a)pyrene	UG/L	10 U	10 U
33 Benzo(b)fluoranthene	UG/L	10 U	10 U
34 Benzo(g,h,i)perylene	UG/L	10 U	10 U

SVOCs

SDG:	54287	54287
STUDY ID:	PHASE 1	PHASE 1
MATRIX:	WATER	WATER
LAB SAMP. ID:	275067	275066
EPA SAMP. ID:	SW26-11	SD26-10R
QC CODE:	DU	FB
% MOISTURE:		
% SOLIDS:		

PARAMETER	UNIT	VALUE Q	VALUE Q
1 1,2,4-Trichlorobenzene	UG/L	10 U	10 U
35 Butylbenzylphthalate	UG/L	10 U	10 U
36 Carbazole	UG/L	10 U	10 U
37 Chrysene	UG/L	10 U	10 U
38 Di-n-butylphthalate	UG/L	10 U	10 U
39 Di-n-oprylphthalate	UG/L	10 U	10 U
40 Dibenz(a,h)anthracene	UG/L	10 U	10 U
41 Dibenzofuran	UG/L	10 U	10 U
42 Diethylphthalate	UG/L	10 U	10 U
43 Dimethylphthalate	UG/L	10 U	10 U
44 Fluoranthene	UG/L	10 U	10 U
45 Fluorene	UG/L	10 U	10 U
46 Hexachlorobenzene	UG/L	10 U	10 U
47 Hexachlorobutadiene	UG/L	10 U	10 U
48 Hexachlorocyclopentadiene	UG/L	10 U	10 U
49 Hexachloroethane	UG/L	10 U	10 U
50 Indeno(1,2,3-cd)pyrene	UG/L	10 U	10 U
51 Isophorone	UG/L	10 U	10 U
52 N-Nitroso-di-n-ctopylamine	UG/L	10 U	10 U
53 N-Nitrosodiphenylamine (1)	UG/L	10 U	10 U
54 Naphthalene	UG/L	10 U	10 U
55 Nitrobenzene	UG/L	10 U	10 U
56 Pentachlorophenol	UG/L	26 U	26 U
57 Phenanthrene	UG/L	10 U	10 U
58 Phenol	UG/L	10 U	10 U
59 Pyrene	UG/L	10 U	10 U
60 benzo(k)fluoranthene	UG/L	10 U	10 U
61 bis(2-Chloroethoxy) methane	UG/L	10 U	10 U
62 bis(2-Chloroethyl) ether	UG/L	10 U	10 U
63 bis(2-Chloroisooctopyl) ether	UG/L	10 U	10 U
64 bis(2-Ethylhexyl)phthalate	UG/L	13 B	6 BJ

SVOCs

SDG:	54287	54287	54287	54287	54287
STUDY ID:	PHASE 1	PHASE 1	PHASE 1	PHASE 1	PHASE 1
MATRIX:	WATER	WATER	WATER	WATER	WATER
LAB SAMP. ID:	275065	275065	275065	275442	273457
EPA SAMP. ID:	SW26-10MS	SW26-10MSD	SW26-10	SW26-12	SW26-2
QC CODE:	MS	MSD	SA	SA	SA
% MOISTURE:					
% SOLIDS:					

PARAMETER	UNIT	VALUE Q	VALUE Q	VALUE Q	VALUE Q	VALUE Q
1 1,2,4-Trichlorobenzene	UG/L	50	46	20 U	11 U	10 U
1 1,2,4-Trichlorobenzene	UG/L	50	46	20 U	11 U	10 U
2 1,2-Dichlorobenzene	UG/L	20 U	21 U	20 U	11 U	10 U
3 1,3-Dichlorobenzene	UG/L	20 U	21 U	20 U	11 U	10 U
4 1,4-Dichlorobenzene	UG/L	46	44	20 U	11 U	10 U
5 2,4,5-Trichlorophenol	UG/L	51 U	52 U	51 U	28 U	25 U
6 2,4,6-Trichlorophenol	UG/L	20 U	21 U	20 U	11 U	10 U
7 2,4-Dichlorophenol	UG/L	20 U	21 U	20 U	11 U	10 U
8 2,4-Dimethylphenol	UG/L	20 U	21 U	20 U	11 U	10 U
9 2,4-Dinitrophenol	UG/L	51 U	52 U	51 U	28 U	25 U
10 2,4-Dinitrotoluene	UG/L	32	36	20 U	11 U	10 U
11 2,6-Dinitrotoluene	UG/L	20 U	21 U	20 U	11 U	10 U
12 2-Chloronaphthalene	UG/L	20 U	21 U	20 U	11 U	10 U
13 2-Chlorophenol	UG/L	72	78	20 U	11 U	10 U
14 2-Methylnaphthalene	UG/L	20 U	21 U	20 U	11 U	10 U
15 2-Methylphenol	UG/L	20 U	21 U	20 U	11 U	10 U
16 2-Nitroaniline	UG/L	51 U	52 U	51 U	28 U	25 U
17 2-Nitrophenol	UG/L	20 U	21 U	20 U	11 U	10 U
18 3,3'-Dichlorobenzidine	UG/L	20 U	21 U	20 U	11 U	10 U
19 3-Nitroaniline	UG/L	51 U	52 U	51 U	28 U	25 U
20 4,6-Dinitro-2-methylphenol	UG/L	51 U	52 U	51 U	28 U	25 U
21 4-Bromophenyl-phenylether	UG/L	20 U	21 U	20 U	11 U	10 U
22 4-Chloro-3-methylphenol	UG/L	77	72	20 U	11 U	10 U
23 4-Chloroaniline	UG/L	20 U	21 U	20 U	11 U	10 U
24 4-Chlorophenyl-phenylether	UG/L	20 U	21 U	20 U	11 U	10 U
25 4-Methylphenol	UG/L	20 U	21 U	20 U	11 U	10 U
26 4-Nitroaniline	UG/L	51 U	52 U	51 U	28 U	25 U
27 4-Nitrophenol	UG/L	76	80	51 U	28 U	25 U
28 Acenaphthene	UG/L	48	45	20 U	11 U	10 U
29 Acenaphthylene	UG/L	20 U	21 U	20 U	11 U	10 U
30 Anthracene	UG/L	20 U	21 U	20 U	11 U	10 U
31 Benzo(a)anthracene	UG/L	20 U	21 U	20 U	11 U	10 U
32 Benzo(a)pyrene	UG/L	20 U	21 U	20 U	11 U	10 U
33 Benzo(b)fluoranthene	UG/L	20 U	21 U	20 U	11 U	10 U
34 Benzo(g,h,i)perylene	UG/L	20 U	21 U	20 U	11 U	10 U

SVOCs

SDG:	54287	54287	54287	54287	54287
STUDY ID:	PHASE 1	PHASE 1	PHASE 1	PHASE 1	PHASE 1
MATRIX:	WATER	WATER	WATER	WATER	WATER
LAB SAMP. ID:	275065	275065	275065	275442	273457
EPA SAMP. ID:	SW26-10MS	SW26-10MSD	SW26-10	SW26-12	SW26-2
QC CODE:	MS	MSD	SA	SA	SA
% MOISTURE:					
% SOLIDS:					

PARAMETER	UNIT	VALUE Q	VALUE Q	VALUE Q	VALUE Q	VALUE Q
1 1,2,4-Trichlorobenzene	UG/L	50	46	20 U	11 U	10 U
35 Butylbenzylphthalate	UG/L	20 U	21 U	20 U	11 U	10 U
36 Carbazole	UG/L	20 U	21 U	20 U	11 U	10 U
37 Chrysene	UG/L	20 U	21 U	20 U	11 U	10 U
38 Di-n-butylphthalate	UG/L	20 U	21 U	20 U	11 U	10 U
39 Di-n-oprylphthalate	UG/L	20 U	21 U	20 U	11 U	10 U
40 Dibenz(a,h)anthracene	UG/L	20 U	21 U	20 U	11 U	10 U
41 Dibenzofuran	UG/L	20 U	21 U	20 U	11 U	10 U
42 Diethylphthalate	UG/L	20 U	21 U	20 U	11 U	10 U
43 Dimethylphthalate	UG/L	20 U	21 U	20 U	11 U	10 U
44 Fluoranthene	UG/L	20 U	21 U	20 U	11 U	10 U
45 Fluorene	UG/L	20 U	21 U	20 U	11 U	10 U
46 Hexachlorobenzene	UG/L	20 U	21 U	20 U	11 U	10 U
47 Hexachlorobutadiene	UG/L	20 U	21 U	20 U	11 U	10 U
48 Hexachlorocyclopentadiene	UG/L	20 U	21 U	20 U	11 U	10 U
49 Hexachloroethane	UG/L	20 U	21 U	20 U	11 U	10 U
50 Indeno(1,2,3-cd)pyrene	UG/L	20 U	21 U	20 U	11 U	10 U
51 Isophorone	UG/L	20 U	21 U	20 U	11 U	10 U
52 N-Nitroso-di-n-ctopylamine	UG/L	47	50	20 U	11 U	10 U
53 N-Nitrosodiphenylamine (1)	UG/L	20 U	21 U	20 U	11 U	10 U
54 Naphthalene	UG/L	20 U	21 U	20 U	11 U	10 U
55 Nitrobenzene	UG/L	20 U	21 U	20 U	11 U	10 U
56 Pentachlorophenol	UG/L	90	83	51 U	28 U	25 U
57 Phenanthrene	UG/L	20 U	21 U	20 U	11 U	10 U
58 Phenol	UG/L	78	78	20 U	11 U	10 U
59 Pyrene	UG/L	42	40	20 U	11 U	10 U
60 benzo(k)fluoranthene	UG/L	20 U	21 U	20 U	11 U	10 U
61 bis(2-Chloroethoxy) methane	UG/L	20 U	21 U	20 U	11 U	10 U
62 bis(2-Chloroethyl) ether	UG/L	20 U	21 U	20 U	11 U	10 U
63 bis(2-Chloroisooctopyl) ether	UG/L	20 U	21 U	20 U	11 U	10 U
64 bis(2-Ethylhexyl)phthalate	UG/L	6 BJ	6 BJ	5 BJ	3 BJ	35 B

SVOCs

SDG:	54287	54287	54287	54287	54287
STUDY ID:	PHASE 1	PHASE 1	PHASE 1	PHASE 1	PHASE 1
MATRIX:	WATER	WATER	WATER	WATER	WATER
LAB SAMP. ID:	273623	273458	273459	273460	273461
EPA SAMP. ID:	SW26-3	SW26-4	SW26-5	SW26-6	SW26-7
QC CODE:	SA	SA	SA	SA	SA
% MOISTURE:					
% SOLIDS:					

PARAMETER	UNIT	VALUE Q	VALUE Q	VALUE Q	VALUE Q	VALUE Q
1 1,2,4-Trichlorobenzene	UG/L	10 U	10 U	15 U	10 U	10 U
1 1,2,4-Trichlorobenzene	UG/L	10 U	10 U	15 U	10 U	10 U
2 1,2-Dichlorobenzene	UG/L	10 U	10 U	15 U	10 U	10 U
3 1,3-Dichlorobenzene	UG/L	10 U	10 U	15 U	10 U	10 U
4 1,4-Dichlorobenzene	UG/L	10 U	10 U	15 U	10 U	10 U
5 2,4,5-Trichlorophenol	UG/L	25 U	26 U	37 U	25 U	26 U
6 2,4,6-Trichlorophenol	UG/L	10 U	10 U	15 U	10 U	10 U
7 2,4-Dichlorophenol	UG/L	10 U	10 U	15 U	10 U	10 U
8 2,4-Dimethylphenol	UG/L	10 U	10 U	15 U	10 U	10 U
9 2,4-Dinitrophenol	UG/L	25 U	26 U	37 U	25 U	26 U
10 2,4-Dinitrotoluene	UG/L	10 U	10 U	15 U	10 U	10 U
11 2,6-Dinitrotoluene	UG/L	10 U	10 U	15 U	10 U	10 U
12 2-Chloronaphthalene	UG/L	10 U	10 U	15 U	10 U	10 U
13 2-Chlorophenol	UG/L	10 U	10 U	15 U	10 U	10 U
14 2-Methylnaphthalene	UG/L	10 U	10 U	15 U	10 U	10 U
15 2-Methylphenol	UG/L	10 U	10 U	15 U	10 U	10 U
16 2-Nitroaniline	UG/L	25 U	26 U	37 U	25 U	26 U
17 2-Nitrophenol	UG/L	10 U	10 U	15 U	10 U	10 U
18 3,3'-Dichlorobenzidine	UG/L	10 U	10 U	15 U	10 U	10 U
19 3-Nitroaniline	UG/L	25 U	26 U	37 U	25 U	26 U
20 4,6-Dinitro-2-methylphenol	UG/L	25 U	26 U	37 U	25 U	26 U
21 4-Bromophenyl-phenylether	UG/L	10 U	10 U	15 U	10 U	10 U
22 4-Chloro-3-methylphenol	UG/L	10 U	10 U	15 U	10 U	10 U
23 4-Chloroaniline	UG/L	10 U	10 U	15 U	10 U	10 U
24 4-Chlorophenyl-phenylether	UG/L	10 U	10 U	15 U	10 U	10 U
25 4-Methylphenol	UG/L	10 U	10 U	15 U	10 U	10 U
26 4-Nitroaniline	UG/L	25 U	26 U	37 U	25 U	26 U
27 4-Nitrophenol	UG/L	25 U	26 U	37 U	25 U	26 U
28 Acenaphthene	UG/L	10 U	10 U	15 U	10 U	10 U
29 Acenaphthylene	UG/L	10 U	10 U	15 U	10 U	10 U
30 Anthracene	UG/L	10 U	10 U	15 U	10 U	10 U
31 Benzo(a)anthracene	UG/L	10 U	10 U	15 U	10 U	10 U
32 Benzo(a)pyrene	UG/L	10 U	10 U	15 U	10 U	10 U
33 Benzo(b)fluoranthene	UG/L	10 U	10 U	15 U	10 U	10 U
34 Benzo(g,h,i)perylene	UG/L	10 U	10 U	15 U	10 U	10 U

SVOCs

SDG:	54287	54287	54287	54287	54287
STUDY ID:	PHASE 1	PHASE 1	PHASE 1	PHASE 1	PHASE 1
MATRIX:	WATER	WATER	WATER	WATER	WATER
LAB SAMP. ID:	273623	273458	273459	273460	273461
EPA SAMP. ID:	SW26-3	SW26-4	SW26-5	SW26-6	SW26-7
QC CODE:	SA	SA	SA	SA	SA
% MOISTURE:					
% SOLIDS:					

PARAMETER	UNIT	VALUE Q	VALUE Q	VALUE Q	VALUE Q	VALUE Q
1 1,2,4-Trichlorobenzene	UG/L	10 U	10 U	15 U	10 U	10 U
35 Butylbenzylphthalate	UG/L	10 U	10 U	15 U	10 U	10 U
36 Carbazole	UG/L	10 U	10 U	15 U	10 U	10 U
37 Chrysene	UG/L	10 U	10 U	15 U	10 U	10 U
38 Di-n-butylphthalate	UG/L	10 U	10 U	15 U	10 U	10 U
39 Di-n-oprylphthalate	UG/L	10 U	10 U	15 U	10 U	10 U
40 Dibenz(a,h)anthracene	UG/L	10 U	10 U	15 U	10 U	10 U
41 Dibenzofuran	UG/L	10 U	10 U	15 U	10 U	10 U
42 Diethylphthalate	UG/L	10 U	3 J	15 U	10 U	10 U
43 Dimethylphthalate	UG/L	10 U	10 U	15 U	10 U	10 U
44 Fluoranthene	UG/L	10 U	10 U	15 U	10 U	10 U
45 Fluorene	UG/L	10 U	10 U	15 U	10 U	10 U
46 Hexachlorobenzene	UG/L	10 U	10 U	15 U	10 U	10 U
47 Hexachlorobutadiene	UG/L	10 U	10 U	15 U	10 U	10 U
48 Hexachlorocyclopentadiene	UG/L	10 U	10 U	15 U	10 U	10 U
49 Hexachloroethane	UG/L	10 U	10 U	15 U	10 U	10 U
50 Indeno(1,2,3-cd)pyrene	UG/L	10 U	10 U	15 U	10 U	10 U
51 Isophorone	UG/L	10 U	10 U	15 U	10 U	10 U
52 N-Nitroso-di-n-ctopylamine	UG/L	10 U	10 U	15 U	10 U	10 U
53 N-Nitrosodiphenylamine (1)	UG/L	10 U	10 U	15 U	10 U	10 U
54 Naphthalene	UG/L	10 U	10 U	15 U	10 U	10 U
55 Nitrobenzene	UG/L	10 U	10 U	15 U	10 U	10 U
56 Pentachlorophenol	UG/L	25 U	26 U	37 U	25 U	26 U
57 Phenanthrene	UG/L	10 U	10 U	15 U	10 U	10 U
58 Phenol	UG/L	10 U	10 U	15 U	10 U	10 U
59 Pyrene	UG/L	10 U	10 U	15 U	10 U	10 U
60 benzo(k)fluoranthene	UG/L	10 U	10 U	15 U	10 U	10 U
61 bis(2-Chloroethoxy) methane	UG/L	10 U	10 U	15 U	10 U	10 U
62 bis(2-Chloroethyl) ether	UG/L	10 U	10 U	15 U	10 U	10 U
63 bis(2-Chloroisoctopyl) ether	UG/L	10 U	10 U	15 U	10 U	10 U
64 bis(2-Ethylhexyl)phthalate	UG/L	5 BJ	15 B	71 B	20 B	7 BJ

SVOCs

SDG:	54287	54287
STUDY ID:	PHASE 1	PHASE 1
MATRIX:	WATER	WATER
LAB SAMP. ID:	275441	273462
EPA SAMP. ID:	SW26-8	SW26-9
QC CODE:	SA	SA
% MOISTURE:		
% SOLIDS:		

PARAMETER	UNIT	VALUE Q	VALUE Q
1 1,2,4-Trichlorobenzene	UG/L	11 U	10 U
1 1,2,4-Trichlorobenzene	UG/L	11 U	10 U
2 1,2-Dichlorobenzene	UG/L	11 U	10 U
3 1,3-Dichlorobenzene	UG/L	11 U	10 U
4 1,4-Dichlorobenzene	UG/L	11 U	10 U
5 2,4,5-Trichlorophenol	UG/L	27 U	25 U
6 2,4,6-Trichlorophenol	UG/L	11 U	10 U
7 2,4-Dichlorophenol	UG/L	11 U	10 U
8 2,4-Dimethylphenol	UG/L	11 U	10 U
9 2,4-Dinitrophenol	UG/L	27 U	25 U
10 2,4-Dinitrotoluene	UG/L	11 U	10 U
11 2,6-Dinitrotoluene	UG/L	11 U	10 U
12 2-Chloronaphthalene	UG/L	11 U	10 U
13 2-Chlorophenol	UG/L	11 U	10 U
14 2-Methylnaphthalene	UG/L	11 U	10 U
15 2-Methylphenol	UG/L	11 U	10 U
16 2-Nitroaniline	UG/L	27 U	25 U
17 2-Nitrophenol	UG/L	11 U	10 U
18 3,3'-Dichlorobenzidine	UG/L	11 U	10 U
19 3-Nitroaniline	UG/L	27 U	25 U
20 4,6-Dinitro-2-methylphenol	UG/L	27 U	25 U
21 4-Bromophenyl-phenylether	UG/L	11 U	10 U
22 4-Chloro-3-methylphenol	UG/L	11 U	10 U
23 4-Chloroaniline	UG/L	11 U	10 U
24 4-Chlorophenyl-phenylether	UG/L	11 U	10 U
25 4-Methylphenol	UG/L	11 U	10 U
26 4-Nitroaniline	UG/L	27 U	25 U
27 4-Nitrophenol	UG/L	27 U	25 U
28 Acenaphthene	UG/L	11 U	10 U
29 Acenaphthylene	UG/L	11 U	10 U
30 Anthracene	UG/L	11 U	10 U
31 Benzo(a)anthracene	UG/L	11 U	10 U
32 Benzo(a)pyrene	UG/L	11 U	10 U
33 Benzo(b)fluoranthene	UG/L	11 U	10 U
34 Benzo(g,h,i)perylene	UG/L	11 U	10 U

SVOCs

SDG:	54287	54287
STUDY ID:	PHASE 1	PHASE 1
MATRIX:	WATER	WATER
LAB SAMP. ID:	275441	273462
EPA SAMP. ID:	SW26-8	SW26-9
QC CODE:	SA	SA
% MOISTURE:		
% SOLIDS:		

PARAMETER	UNIT	VALUE Q	VALUE Q
1 1,2,4-Trichlorobenzene	UG/L	11 U	10 U
35 Butylbenzylphthalate	UG/L	11 U	10 U
36 Carbazole	UG/L	11 U	10 U
37 Chrysene	UG/L	11 U	10 U
38 Di-n-butylphthalate	UG/L	11 U	1 J
39 Di-n-oprylphthalate	UG/L	11 U	10 U
40 Dibenz(a,h)anthracene	UG/L	11 U	10 U
41 Dibenzofuran	UG/L	11 U	10 U
42 Diethylphthalate	UG/L	11 U	10 U
43 Dimethylphthalate	UG/L	11 U	10 U
44 Fluoranthene	UG/L	11 U	10 U
45 Fluorene	UG/L	11 U	10 U
46 Hexachlorobenzene	UG/L	11 U	10 U
47 Hexachlorobutadiene	UG/L	11 U	10 U
48 Hexachlorocyclopentadiene	UG/L	11 U	10 U
49 Hexachloroethane	UG/L	11 U	10 U
50 Indeno(1,2,3-cd)pyrene	UG/L	11 U	10 U
51 Isophorone	UG/L	11 U	10 U
52 N-Nitroso-di-n-copylamine	UG/L	11 U	10 U
53 N-Nitrosodiphenylamine (1)	UG/L	11 U	10 U
54 Naphthalene	UG/L	11 U	10 U
55 Nitrobenzene	UG/L	11 U	10 U
56 Pentachlorophenol	UG/L	27 U	25 U
57 Phenanthrene	UG/L	11 U	10 U
58 Phenol	UG/L	11 U	10 U
59 Pyrene	UG/L	11 U	10 U
60 benzo(k)fluoranthene	UG/L	11 U	10 U
61 bis(2-Chloroethoxy) methane	UG/L	11 U	10 U
62 bis(2-Chloroethyl) ether	UG/L	11 U	10 U
63 bis(2-Chloroisooctopyl) ether	UG/L	11 U	10 U
64 bis(2-Ethylhexyl)phthalate	UG/L	11 U	5 BJ

SVOCs

SDG:	54287	54287
STUDY ID:	PHASE 1	PHASE 1
MATRIX:	WATER	WATER
LAB SAMP. ID:	275067	275066
EPA SAMP. ID:	SW26-11	SD26-10R
QC CODE:	DU	FB
% MOISTURE:		
% SOLIDS:		

PARAMETER	UNIT	VALUE	Q	VALUE	Q
1 1,2,4-Trichlorobenzene	UG/L	10	U	10	U
1 1,2,4-Trichlorobenzene	UG/L	10	U	10	U
2 1,2-Dichlorobenzene	UG/L	10	U	10	U
3 1,3-Dichlorobenzene	UG/L	10	U	10	U
4 1,4-Dichlorobenzene	UG/L	10	U	10	U
5 2,4,5-Trichlorophenol	UG/L	26	U	26	U
6 2,4,6-Trichlorophenol	UG/L	10	U	10	U
7 2,4-Dichlorophenol	UG/L	10	U	10	U
8 2,4-Dimethylphenol	UG/L	10	U	10	U
9 2,4-Dinitrophenol	UG/L	26	U	26	U
10 2,4-Dinitrotoluene	UG/L	10	U	10	U
11 2,6-Dinitrotoluene	UG/L	10	U	10	U
12 2-Chloronaphthalene	UG/L	10	U	10	U
13 2-Chlorophenol	UG/L	10	U	10	U
14 2-Methylnaphthalene	UG/L	10	U	10	U
15 2-Methylphenol	UG/L	10	U	10	U
16 2-Nitroaniline	UG/L	26	U	26	U
17 2-Nitrophenol	UG/L	10	U	10	U
18 3,3'-Dichlorobenzidine	UG/L	10	U	10	U
19 3-Nitroaniline	UG/L	26	U	26	U
20 4,6-Dinitro-2-methylphenol	UG/L	26	U	26	U
21 4-Bromophenyl-phenylether	UG/L	10	U	10	U
22 4-Chloro-3-methylphenol	UG/L	10	U	10	U
23 4-Chloroaniline	UG/L	10	U	10	U
24 4-Chlorophenyl-phenylether	UG/L	10	U	10	U
25 4-Methylphenol	UG/L	10	U	10	U
26 4-Nitroaniline	UG/L	26	U	26	U
27 4-Nitrophenol	UG/L	26	U	26	U
28 Acenaphthene	UG/L	10	U	10	U
29 Acenaphthylene	UG/L	10	U	10	U
30 Anthracene	UG/L	10	U	10	U
31 Benzo(a)anthracene	UG/L	10	U	10	U
32 Benzo(a)pyrene	UG/L	10	U	10	U
33 Benzo(b)fluoranthene	UG/L	10	U	10	U
34 Benzo(g,h,i)perylene	UG/L	10	U	10	U

SVOCs

SDG:	54287	54287
STUDY ID:	PHASE 1	PHASE 1
MATRIX:	WATER	WATER
LAB SAMP. ID:	275067	275066
EPA SAMP. ID:	SW26-11	SD26-10R
QC CODE:	DU	FB
% MOISTURE:		
% SOLIDS:		

PARAMETER	UNIT	VALUE Q	VALUE Q
1 1,2,4-Trichlorobenzene	UG/L	10 U	10 U
35 Butylbenzylphthalate	UG/L	10 U	10 U
36 Carbazole	UG/L	10 U	10 U
37 Chrysene	UG/L	10 U	10 U
38 Di-n-butylphthalate	UG/L	10 U	10 U
39 Di-n-oprylphthalate	UG/L	10 U	10 U
40 Dibenz(a,h)anthracene	UG/L	10 U	10 U
41 Dibenzofuran	UG/L	10 U	10 U
42 Diethylphthalate	UG/L	10 U	10 U
43 Dimethylphthalate	UG/L	10 U	10 U
44 Fluoranthene	UG/L	10 U	10 U
45 Fluorene	UG/L	10 U	10 U
46 Hexachlorobenzene	UG/L	10 U	10 U
47 Hexachlorobutadiene	UG/L	10 U	10 U
48 Hexachlorocyclopentadiene	UG/L	10 U	10 U
49 Hexachloroethane	UG/L	10 U	10 U
50 Indeno(1,2,3-cd)pyrene	UG/L	10 U	10 U
51 Isophorone	UG/L	10 U	10 U
52 N-Nitroso-di-n-ctopylamine	UG/L	10 U	10 U
53 N-Nitrosodiphenylamine (1)	UG/L	10 U	10 U
54 Naphthalene	UG/L	10 U	10 U
55 Nitrobenzene	UG/L	10 U	10 U
56 Pentachlorophenol	UG/L	26 U	26 U
57 Phenanthrene	UG/L	10 U	10 U
58 Phenol	UG/L	10 U	10 U
59 Pyrene	UG/L	10 U	10 U
60 benzo(k)fluoranthene	UG/L	10 U	10 U
61 bis(2-Chloroethoxy) methane	UG/L	10 U	10 U
62 bis(2-Chloroethyl) ether	UG/L	10 U	10 U
63 bis(2-Chloroisoctopyl) ether	UG/L	10 U	10 U
64 bis(2-Ethylhexyl)phthalate	UG/L	13 B	6 BJ

SVOCs

SDG:	54287	54287	54287	54287	54287
STUDY ID:	PHASE 1	PHASE 1	PHASE 1	PHASE 1	PHASE 1
MATRIX:	WATER	WATER	WATER	WATER	WATER
LAB SAMP. ID:	275065	275065	275065	275442	273457
EPA SAMP. ID:	SW26-10MS	SW26-10MSD	SW26-10	SW26-12	SW26-2
QC CODE:	MS	MSD	SA	SA	SA
% MOISTURE:					
% SOLIDS:					

PARAMETER	UNIT	VALUE Q	VALUE Q	VALUE Q	VALUE Q	VALUE Q
1 1,2,4-Trichlorobenzene	UG/L	50	46	20 U	11 U	10 U
1 1,2,4-Trichlorobenzene	UG/L	50	46	20 U	11 U	10 U
2 1,2-Dichlorobenzene	UG/L	20 U	21 U	20 U	11 U	10 U
3 1,3-Dichlorobenzene	UG/L	20 U	21 U	20 U	11 U	10 U
4 1,4-Dichlorobenzene	UG/L	46	44	20 U	11 U	10 U
5 2,4,5-Trichlorophenol	UG/L	51 U	52 U	51 U	28 U	25 U
6 2,4,6-Trichlorophenol	UG/L	20 U	21 U	20 U	11 U	10 U
7 2,4-Dichlorophenol	UG/L	20 U	21 U	20 U	11 U	10 U
8 2,4-Dimethylphenol	UG/L	20 U	21 U	20 U	11 U	10 U
9 2,4-Dinitrophenol	UG/L	51 U	52 U	51 U	28 U	25 U
10 2,4-Dinitrotoluene	UG/L	32	36	20 U	11 U	10 U
11 2,6-Dinitrotoluene	UG/L	20 U	21 U	20 U	11 U	10 U
12 2-Chloronaphthalene	UG/L	20 U	21 U	20 U	11 U	10 U
13 2-Chlorophenol	UG/L	72	78	20 U	11 U	10 U
14 2-Methylnaphthalene	UG/L	20 U	21 U	20 U	11 U	10 U
15 2-Methylphenol	UG/L	20 U	21 U	20 U	11 U	10 U
16 2-Nitroaniline	UG/L	51 U	52 U	51 U	28 U	25 U
17 2-Nitrophenol	UG/L	20 U	21 U	20 U	11 U	10 U
18 3,3'-Dichlorobenzidine	UG/L	20 U	21 U	20 U	11 U	10 U
19 3-Nitroaniline	UG/L	51 U	52 U	51 U	28 U	25 U
20 4,6-Dinitro-2-methylphenol	UG/L	51 U	52 U	51 U	28 U	25 U
21 4-Bromophenyl-phenylether	UG/L	20 U	21 U	20 U	11 U	10 U
22 4-Chloro-3-methylphenol	UG/L	77	72	20 U	11 U	10 U
23 4-Chloroaniline	UG/L	20 U	21 U	20 U	11 U	10 U
24 4-Chlorophenyl-phenylether	UG/L	20 U	21 U	20 U	11 U	10 U
25 4-Methylphenol	UG/L	20 U	21 U	20 U	11 U	10 U
26 4-Nitroaniline	UG/L	51 U	52 U	51 U	28 U	25 U
27 4-Nitrophenol	UG/L	76	80	51 U	28 U	25 U
28 Acenaphthene	UG/L	48	45	20 U	11 U	10 U
29 Acenaphthylene	UG/L	20 U	21 U	20 U	11 U	10 U
30 Anthracene	UG/L	20 U	21 U	20 U	11 U	10 U
31 Benzo(a)anthracene	UG/L	20 U	21 U	20 U	11 U	10 U
32 Benzo(a)pyrene	UG/L	20 U	21 U	20 U	11 U	10 U
33 Benzo(b)fluoranthene	UG/L	20 U	21 U	20 U	11 U	10 U
34 Benzo(g,h,i)perylene	UG/L	20 U	21 U	20 U	11 U	10 U

SVOCs

SDG:	54287	54287	54287	54287	54287
STUDY ID:	PHASE 1	PHASE 1	PHASE 1	PHASE 1	PHASE 1
MATRIX:	WATER	WATER	WATER	WATER	WATER
LAB SAMP. ID:	275065	275065	275065	275442	273457
EPA SAMP. ID:	SW26-10MS	SW26-10MSD	SW26-10	SW26-12	SW26-2
QC CODE:	MS	MSD	SA	SA	SA
% MOISTURE:					
% SOLIDS:					

	PARAMETER	UNIT	VALUE Q	VALUE Q	VALUE Q	VALUE Q	VALUE Q
1	1,2,4-Trichlorobenzene	UG/L	50	46	20 U	11 U	10 U
35	Butylbenzylphthalate	UG/L	20 U	21 U	20 U	11 U	10 U
36	Carbazole	UG/L	20 U	21 U	20 U	11 U	10 U
37	Chrysene	UG/L	20 U	21 U	20 U	11 U	10 U
38	Di-n-butylphthalate	UG/L	20 U	21 U	20 U	11 U	10 U
39	Di-n-oprylphthalate	UG/L	20 U	21 U	20 U	11 U	10 U
40	Dibenz(a,h)anthracene	UG/L	20 U	21 U	20 U	11 U	10 U
41	Dibenzofuran	UG/L	20 U	21 U	20 U	11 U	10 U
42	Diethylphthalate	UG/L	20 U	21 U	20 U	11 U	10 U
43	Dimethylphthalate	UG/L	20 U	21 U	20 U	11 U	10 U
44	Fluoranthene	UG/L	20 U	21 U	20 U	11 U	10 U
45	Fluorene	UG/L	20 U	21 U	20 U	11 U	10 U
46	Hexachlorobenzene	UG/L	20 U	21 U	20 U	11 U	10 U
47	Hexachlorobutadiene	UG/L	20 U	21 U	20 U	11 U	10 U
48	Hexachlorocyclopentadiene	UG/L	20 U	21 U	20 U	11 U	10 U
49	Hexachloroethane	UG/L	20 U	21 U	20 U	11 U	10 U
50	Indeno(1,2,3-cd)pyrene	UG/L	20 U	21 U	20 U	11 U	10 U
51	Isophorone	UG/L	20 U	21 U	20 U	11 U	10 U
52	N-Nitroso-di-n-ctopylamine	UG/L	47	50	20 U	11 U	10 U
53	N-Nitrosodiphenylamine (1)	UG/L	20 U	21 U	20 U	11 U	10 U
54	Naphthalene	UG/L	20 U	21 U	20 U	11 U	10 U
55	Nitrobenzene	UG/L	20 U	21 U	20 U	11 U	10 U
56	Pentachlorophenol	UG/L	90	83	51 U	28 U	25 U
57	Phenanthrene	UG/L	20 U	21 U	20 U	11 U	10 U
58	Phenol	UG/L	78	78	20 U	11 U	10 U
59	Pyrene	UG/L	42	40	20 U	11 U	10 U
60	benzo(k)fluoranthene	UG/L	20 U	21 U	20 U	11 U	10 U
61	bis(2-Chloroethoxy) methane	UG/L	20 U	21 U	20 U	11 U	10 U
62	bis(2-Chloroethyl) ether	UG/L	20 U	21 U	20 U	11 U	10 U
63	bis(2-Chloroisooctopyl) ether	UG/L	20 U	21 U	20 U	11 U	10 U
64	bis(2-Ethylhexyl)phthalate	UG/L	6 BJ	6 BJ	5 BJ	3 BJ	35 B

SVOCs

SDG:	54287	54287	54287	54287	54287
STUDY ID:	PHASE 1	PHASE 1	PHASE 1	PHASE 1	PHASE 1
MATRIX:	WATER	WATER	WATER	WATER	WATER
LAB SAMP. ID:	273623	273458	273459	273460	273461
EPA SAMP. ID:	SW26-3	SW26-4	SW26-5	SW26-6	SW26-7
QC CODE:	SA	SA	SA	SA	SA
% MOISTURE:					
% SOLIDS:					

PARAMETER	UNIT	VALUE Q	VALUE Q	VALUE Q	VALUE Q	VALUE Q
1 1,2,4-Trichlorobenzene	UG/L	10 U	10 U	15 U	10 U	10 U
1 1,2,4-Trichlorobenzene	UG/L	10 U	10 U	15 U	10 U	10 U
2 1,2-Dichlorobenzene	UG/L	10 U	10 U	15 U	10 U	10 U
3 1,3-Dichlorobenzene	UG/L	10 U	10 U	15 U	10 U	10 U
4 1,4-Dichlorobenzene	UG/L	10 U	10 U	15 U	10 U	10 U
5 2,4,5-Trichlorophenol	UG/L	25 U	26 U	37 U	25 U	26 U
6 2,4,6-Trichlorophenol	UG/L	10 U	10 U	15 U	10 U	10 U
7 2,4-Dichlorophenol	UG/L	10 U	10 U	15 U	10 U	10 U
8 2,4-Dimethylphenol	UG/L	10 U	10 U	15 U	10 U	10 U
9 2,4-Dinitrophenol	UG/L	25 U	26 U	37 U	25 U	26 U
10 2,4-Dinitrotoluene	UG/L	10 U	10 U	15 U	10 U	10 U
11 2,6-Dinitrotoluene	UG/L	10 U	10 U	15 U	10 U	10 U
12 2-Chloronaphthalene	UG/L	10 U	10 U	15 U	10 U	10 U
13 2-Chlorophenol	UG/L	10 U	10 U	15 U	10 U	10 U
14 2-Methylnaphthalene	UG/L	10 U	10 U	15 U	10 U	10 U
15 2-Methylphenol	UG/L	10 U	10 U	15 U	10 U	10 U
16 2-Nitroaniline	UG/L	25 U	26 U	37 U	25 U	26 U
17 2-Nitrophenol	UG/L	10 U	10 U	15 U	10 U	10 U
18 3,3'-Dichlorobenzidine	UG/L	10 U	10 U	15 U	10 U	10 U
19 3-Nitroaniline	UG/L	25 U	26 U	37 U	25 U	26 U
20 4,6-Dinitro-2-methylphenol	UG/L	25 U	26 U	37 U	25 U	26 U
21 4-Bromophenyl-phenylether	UG/L	10 U	10 U	15 U	10 U	10 U
22 4-Chloro-3-methylphenol	UG/L	10 U	10 U	15 U	10 U	10 U
23 4-Chloroaniline	UG/L	10 U	10 U	15 U	10 U	10 U
24 4-Chlorophenyl-phenylether	UG/L	10 U	10 U	15 U	10 U	10 U
25 4-Methylphenol	UG/L	10 U	10 U	15 U	10 U	10 U
26 4-Nitroaniline	UG/L	25 U	26 U	37 U	25 U	26 U
27 4-Nitrophenol	UG/L	25 U	26 U	37 U	25 U	26 U
28 Acenaphthene	UG/L	10 U	10 U	15 U	10 U	10 U
29 Acenaphthylene	UG/L	10 U	10 U	15 U	10 U	10 U
30 Anthracene	UG/L	10 U	10 U	15 U	10 U	10 U
31 Benzo(a)anthracene	UG/L	10 U	10 U	15 U	10 U	10 U
32 Benzo(a)pyrene	UG/L	10 U	10 U	15 U	10 U	10 U
33 Benzo(b)fluoranthene	UG/L	10 U	10 U	15 U	10 U	10 U
34 Benzo(g,h,i)perylene	UG/L	10 U	10 U	15 U	10 U	10 U

SVOCs

SDG:	54287	54287	54287	54287	54287
STUDY ID:	PHASE 1	PHASE 1	PHASE 1	PHASE 1	PHASE 1
MATRIX:	WATER	WATER	WATER	WATER	WATER
LAB SAMP. ID:	273623	273458	273459	273460	273461
EPA SAMP. ID:	SW26-3	SW26-4	SW26-5	SW26-6	SW26-7
QC CODE:	SA	SA	SA	SA	SA
% MOISTURE:					
% SOLIDS:					

PARAMETER	UNIT	VALUE Q	VALUE Q	VALUE Q	VALUE Q	VALUE Q
1 1,2,4-Trichlorobenzene	UG/L	10 U	10 U	15 U	10 U	10 U
35 Butylbenzylphthalate	UG/L	10 U	10 U	15 U	10 U	10 U
36 Carbazole	UG/L	10 U	10 U	15 U	10 U	10 U
37 Chrysene	UG/L	10 U	10 U	15 U	10 U	10 U
38 Di-n-butylphthalate	UG/L	10 U	10 U	15 U	10 U	10 U
39 Di-n-oprylphthalate	UG/L	10 U	10 U	15 U	10 U	10 U
40 Dibenz(a,h)anthracene	UG/L	10 U	10 U	15 U	10 U	10 U
41 Dibenzofuran	UG/L	10 U	10 U	15 U	10 U	10 U
42 Diethylphthalate	UG/L	10 U	3 J	15 U	10 U	10 U
43 Dimethylphthalate	UG/L	10 U	10 U	15 U	10 U	10 U
44 Fluoranthene	UG/L	10 U	10 U	15 U	10 U	10 U
45 Fluorene	UG/L	10 U	10 U	15 U	10 U	10 U
46 Hexachlorobenzene	UG/L	10 U	10 U	15 U	10 U	10 U
47 Hexachlorobutadiene	UG/L	10 U	10 U	15 U	10 U	10 U
48 Hexachlorocyclopentadiene	UG/L	10 U	10 U	15 U	10 U	10 U
49 Hexachloroethane	UG/L	10 U	10 U	15 U	10 U	10 U
50 Indeno(1,2,3-cd)pyrene	UG/L	10 U	10 U	15 U	10 U	10 U
51 Isophorone	UG/L	10 U	10 U	15 U	10 U	10 U
52 N-Nitroso-di-n-copylamine	UG/L	10 U	10 U	15 U	10 U	10 U
53 N-Nitrosodiphenylamine (1)	UG/L	10 U	10 U	15 U	10 U	10 U
54 Naphthalene	UG/L	10 U	10 U	15 U	10 U	10 U
55 Nitrobenzene	UG/L	10 U	10 U	15 U	10 U	10 U
56 Pentachlorophenol	UG/L	25 U	26 U	37 U	25 U	26 U
57 Phenanthrene	UG/L	10 U	10 U	15 U	10 U	10 U
58 Phenol	UG/L	10 U	10 U	15 U	10 U	10 U
59 Pyrene	UG/L	10 U	10 U	15 U	10 U	10 U
60 benzo(k)fluoranthene	UG/L	10 U	10 U	15 U	10 U	10 U
61 bis(2-Chloroethoxy) methane	UG/L	10 U	10 U	15 U	10 U	10 U
62 bis(2-Chloroethyl) ether	UG/L	10 U	10 U	15 U	10 U	10 U
63 bis(2-Chloroisooctopyl) ether	UG/L	10 U	10 U	15 U	10 U	10 U
64 bis(2-Ethylhexyl)phthalate	UG/L	5 BJ	15 B	71 B	20 B	7 BJ

SVOCs

SDG:	54287	54287
STUDY ID:	PHASE 1	PHASE 1
MATRIX:	WATER	WATER
LAB SAMP. ID:	275441	273462
EPA SAMP. ID:	SW26-8	SW26-9
QC CODE:	SA	SA
% MOISTURE:		
% SOLIDS:		

PARAMETER	UNIT	VALUE Q	VALUE Q
1 1,2,4-Trichlorobenzene	UG/L	11 U	10 U
1 1,2,4-Trichlorobenzene	UG/L	11 U	10 U
2 1,2-Dichlorobenzene	UG/L	11 U	10 U
3 1,3-Dichlorobenzene	UG/L	11 U	10 U
4 1,4-Dichlorobenzene	UG/L	11 U	10 U
5 2,4,5-Trichlorophenol	UG/L	27 U	25 U
6 2,4,6-Trichlorophenol	UG/L	11 U	10 U
7 2,4-Dichlorophenol	UG/L	11 U	10 U
8 2,4-Dimethylphenol	UG/L	11 U	10 U
9 2,4-Dinitrophenol	UG/L	27 U	25 U
10 2,4-Dinitrotoluene	UG/L	11 U	10 U
11 2,6-Dinitrotoluene	UG/L	11 U	10 U
12 2-Chloronaphthalene	UG/L	11 U	10 U
13 2-Chlorophenol	UG/L	11 U	10 U
14 2-Methylnaphthalene	UG/L	11 U	10 U
15 2-Methylphenol	UG/L	11 U	10 U
16 2-Nitroaniline	UG/L	27 U	25 U
17 2-Nitrophenol	UG/L	11 U	10 U
18 3,3'-Dichlorobenzidine	UG/L	11 U	10 U
19 3-Nitroaniline	UG/L	27 U	25 U
20 4,6-Dinitro-2-methylphenol	UG/L	27 U	25 U
21 4-Bromophenyl-phenylether	UG/L	11 U	10 U
22 4-Chloro-3-methylphenol	UG/L	11 U	10 U
23 4-Chloroaniline	UG/L	11 U	10 U
24 4-Chlorophenyl-phenylether	UG/L	11 U	10 U
25 4-Methylphenol	UG/L	11 U	10 U
26 4-Nitroaniline	UG/L	27 U	25 U
27 4-Nitrophenol	UG/L	27 U	25 U
28 Acenaphthene	UG/L	11 U	10 U
29 Acenaphthylene	UG/L	11 U	10 U
30 Anthracene	UG/L	11 U	10 U
31 Benzo(a)anthracene	UG/L	11 U	10 U
32 Benzo(a)pyrene	UG/L	11 U	10 U
33 Benzo(b)fluoranthene	UG/L	11 U	10 U
34 Benzo(g,h,i)perylene	UG/L	11 U	10 U

SVOCs

SDG:	54287	54287
STUDY ID:	PHASE 1	PHASE 1
MATRIX:	WATER	WATER
LAB SAMP. ID:	275441	273462
EPA SAMP. ID:	SW26-8	SW26-9
QC CODE:	SA	SA
% MOISTURE:		
% SOLIDS:		

	PARAMETER	UNIT	VALUE	Q	VALUE	Q
1	1,2,4-Trichlorobenzene	UG/L	11	U	10	U
35	Butylbenzylphthalate	UG/L	11	U	10	U
36	Carbazole	UG/L	11	U	10	U
37	Chrysene	UG/L	11	U	10	U
38	Di-n-butylphthalate	UG/L	11	U	1	J
39	Di-n-oprylphthalate	UG/L	11	U	10	U
40	Dibenz(a,h)anthracene	UG/L	11	U	10	U
41	Dibenzofuran	UG/L	11	U	10	U
42	Diethylphthalate	UG/L	11	U	10	U
43	Dimethylphthalate	UG/L	11	U	10	U
44	Fluoranthene	UG/L	11	U	10	U
45	Fluorene	UG/L	11	U	10	U
46	Hexachlorobenzene	UG/L	11	U	10	U
47	Hexachlorobutadiene	UG/L	11	U	10	U
48	Hexachlorocyclopentadiene	UG/L	11	U	10	U
49	Hexachloroethane	UG/L	11	U	10	U
50	Indeno(1,2,3-cd)pyrene	UG/L	11	U	10	U
51	Isophorone	UG/L	11	U	10	U
52	N-Nitroso-di-n-ctopylamine	UG/L	11	U	10	U
53	N-Nitrosodiphenylamine (1)	UG/L	11	U	10	U
54	Naphthalene	UG/L	11	U	10	U
55	Nitrobenzene	UG/L	11	U	10	U
56	Pentachlorophenol	UG/L	27	U	25	U
57	Phenanthrene	UG/L	11	U	10	U
58	Phenol	UG/L	11	U	10	U
59	Pyrene	UG/L	11	U	10	U
60	benzo(k)fluoranthene	UG/L	11	U	10	U
61	bis(2-Chloroethoxy) methane	UG/L	11	U	10	U
62	bis(2-Chloroethyl) ether	UG/L	11	U	10	U
63	bis(2-Chloroisooctopyl) ether	UG/L	11	U	10	U
64	bis(2-Ethylhexyl)phthalate	UG/L	11	U	5	BJ

PESTICIDES

SDG:	54287	54287	54287	54287	54287
STUDY ID:	PHASE 1	PHASE 1	PHASE 1	PHASE 1	PHASE 1
MATRIX:	WATER	WATER	WATER	WATER	WATER
LAB SAMP. ID:	275067	275066	275065	275065	275065
EPA SAMP. ID:	SW26-11	SD26-10R	SW26-10MS	SW26-10MSD	SW26-10
QC CODE:	DU	FB	MS	MSD	SA
% MOISTURE:					
% SOLIDS:					

PARAMETER	UNIT	VALUE Q	VALUE Q	VALUE Q	VALUE Q	VALUE Q
1 4,4'-DDD	UG/L	0.1 U	0.11 U	0.1 U	0.1 U	0.1 U
2 4,4'-DDE	UG/L	0.1 U	0.11 U	0.1 U	0.1 U	0.1 U
3 4,4'-DDT	UG/L	0.1 U	0.11 U	0.83	0.76	0.1 U
4 Aldrin	UG/L	0.052 U	0.054 U	0.44	0.4	0.052 U
5 Aroclor-1016	UG/L	1 U	1.1 U	1 U	1 U	1 U
6 Aroclor-1221	UG/L	2.1 U	2.2 U	2.1 U	2 U	2.1 U
7 Aroclor-1232	UG/L	1 U	1.1 U	1 U	1 U	1 U
8 Aroclor-1242	UG/L	1 U	1.1 U	1 U	1 U	1 U
9 Aroclor-1248	UG/L	1 U	1.1 U	1 U	1 U	1 U
10 Aroclor-1254	UG/L	1 U	1.1 U	1 U	1 U	1 U
11 Aroclor-1260	UG/L	1 U	1.1 U	1 U	1 U	1 U
12 Dieldrin	UG/L	0.1 U	0.11 U	0.94	0.84	0.1 U
13 Endosulfan I	UG/L	0.052 U	0.054 U	0.052 U	0.051 U	0.052 U
14 Endosulfan II	UG/L	0.1 U	0.11 U	0.1 U	0.1 U	0.1 U
15 Endosulfan sulfate	UG/L	0.1 U	0.11 U	0.1 U	0.1 U	0.1 U
16 Endrin	UG/L	0.1 U	0.11 U	0.91	0.83	0.1 U
17 Endrin aldehyde	UG/L	0.1 U	0.11 U	0.1 U	0.1 U	0.1 U
18 Endrin ketone	UG/L	0.1 U	0.11 U	0.1 U	0.1 U	0.1 U
19 Heptachlor	UG/L	0.052 U	0.054 U	0.45	0.41	0.052 U
20 Heptachlor epoxide	UG/L	0.052 U	0.054 U	0.052 U	0.051 U	0.052 U
21 Methoxychlor	UG/L	0.52 U	0.54 U	0.52 U	0.51 U	0.52 U
22 Toxaphene	UG/L	5.2 U	5.4 U	5.2 U	5.1 U	5.2 U
23 alpha-BHC	UG/L	0.052 U	0.054 U	0.052 U	0.051 U	0.052 U
24 alpha-Chlordane	UG/L	0.052 U	0.054 U	0.052 U	0.051 U	0.052 U
25 beta-BHC	UG/L	0.064 P	0.054 U	0.046 JP	0.03 JP	0.037 JP
26 delta-BHC	UG/L	0.052 U	0.054 U	0.052 U	0.051 U	0.052 U
27 gamma-BHC (Lindane)	UG/L	0.052 U	0.054 U	0.42	0.4	0.052 U
28 gamma-Chlordane	UG/L	0.027 JP	0.054 U	0.027 JP	0.051 U	0.026 JP

PESTICIDES

SDG:	54287	54287	54287	54287	54287
STUDY ID:	PHASE 1	PHASE 1	PHASE 1	PHASE 1	PHASE 1
MATRIX:	WATER	WATER	WATER	WATER	WATER
LAB SAMP. ID:	275442	273457	273623	273458	273459
EPA SAMP. ID:	SW26-12	SW26-2	SW26-3	SW26-4	SW26-5
QC CODE:	SA	SA	SA	SA	SA
% MOISTURE:					
% SOLIDS:					

PARAMETER	UNIT	VALUE Q	VALUE Q	VALUE Q	VALUE Q	VALUE Q
1 4,4'-DDD	UG/L	0.11 U	0.1 U	0.1 U	0.1 U	0.1 U
2 4,4'-DDE	UG/L	0.11 U	0.1 U	0.1 U	0.1 U	0.1 U
3 4,4'-DDT	UG/L	0.11 U	0.1 U	0.1 U	0.1 U	0.1 U
4 Aldrin	UG/L	0.057 U	0.05 U	0.052 U	0.051 U	0.052 U
5 Aroclor-1016	UG/L	1.1 U	1 U	1 U	1 U	1 U
6 Aroclor-1221	UG/L	2.3 U	2 U	2.1 U	2 U	2.1 U
7 Aroclor-1232	UG/L	1.1 U	1 U	1 U	1 U	1 U
8 Aroclor-1242	UG/L	1.1 U	1 U	1 U	1 U	1 U
9 Aroclor-1248	UG/L	1.1 U	1 U	1 U	1 U	1 U
10 Aroclor-1254	UG/L	1.1 U	1 U	1 U	1 U	1 U
11 Aroclor-1260	UG/L	1.1 U	1 U	1 U	1 U	1 U
12 Dieldrin	UG/L	0.11 U	0.1 U	0.1 U	0.1 U	0.1 U
13 Endosulfan I	UG/L	0.057 U	0.05 U	0.052 U	0.051 U	0.052 U
14 Endosulfan II	UG/L	0.11 U	0.1 U	0.1 U	0.1 U	0.1 U
15 Endosulfan sulfate	UG/L	0.11 U	0.1 U	0.1 U	0.1 U	0.1 U
16 Endrin	UG/L	0.11 U	0.1 U	0.1 U	0.1 U	0.1 U
17 Endrin aldehyde	UG/L	0.11 U	0.1 U	0.1 U	0.1 U	0.1 U
18 Endrin ketone	UG/L	0.11 U	0.1 U	0.1 U	0.1 U	0.1 U
19 Heptachlor	UG/L	0.057 U	0.05 U	0.052 U	0.03 J	0.052 U
20 Heptachlor epoxide	UG/L	0.057 U	0.05 U	0.052 U	0.051 U	0.052 U
21 Methoxychlor	UG/L	0.57 U	0.5 U	0.52 U	0.51 U	0.52 U
22 Toxaphene	UG/L	5.7 U	5 U	5.2 U	5.1 U	5.2 U
23 alpha-BHC	UG/L	0.057 U	0.05 U	0.052 U	0.051 U	0.052 U
24 alpha-Chlordane	UG/L	0.057 U	0.05 U	0.052 U	0.051 U	0.052 U
25 beta-BHC	UG/L	0.057 U	0.05 U	0.052 U	0.051 U	0.052 U
26 delta-BHC	UG/L	0.057 U	0.05 U	0.052 U	0.051 U	0.052 U
27 gamma-BHC (Lindane)	UG/L	0.057 U	0.05 U	0.052 U	0.051 U	0.052 U
28 gamma-Chlordane	UG/L	0.057 U	0.05 U	0.052 U	0.051 U	0.052 U

PESTICIDES

SDG:	54287	54287	54287	54287
STUDY ID:	PHASE 1	PHASE 1	PHASE 1	PHASE 1
MATRIX:	WATER	WATER	WATER	WATER
LAB SAMP. ID:	273460	273461	275441	273462
EPA SAMP. ID:	SW26-6	SW26-7	SW26-8	SW26-9
QC CODE:	SA	SA	SA	SA
% MOISTURE:				
% SOLIDS:				

PARAMETER	UNIT	VALUE Q	VALUE Q	VALUE Q	VALUE Q
1 4,4'-DDD	UG/L	0.11 U	0.1 U	0.11 U	0.1 U
2 4,4'-DDE	UG/L	0.11 U	0.1 U	0.11 U	0.1 U
3 4,4'-DDT	UG/L	0.11 U	0.1 U	0.11 U	0.1 U
4 Aldrin	UG/L	0.053 U	0.052 U	0.054 U	0.052 U
5 Aroclor-1016	UG/L	1.1 U	1 U	1.1 U	1 U
6 Aroclor-1221	UG/L	2.1 U	2.1 U	2.2 U	2.1 U
7 Aroclor-1232	UG/L	1.1 U	1 U	1.1 U	1 U
8 Aroclor-1242	UG/L	1.1 U	1 U	1.1 U	1 U
9 Aroclor-1248	UG/L	1.1 U	1 U	1.1 U	1 U
10 Aroclor-1254	UG/L	1.1 U	1 U	1.1 U	1 U
11 Aroclor-1260	UG/L	1.1 U	1 U	1.1 U	1 U
12 Dieldrin	UG/L	0.11 U	0.1 U	0.11 U	0.1 U
13 Endosulfan I	UG/L	0.053 U	0.052 U	0.054 U	0.052 U
14 Endosulfan II	UG/L	0.11 U	0.1 U	0.11 U	0.1 U
15 Endosulfan sulfate	UG/L	0.11 U	0.1 U	0.11 U	0.1 U
16 Endrin	UG/L	0.11 U	0.1 U	0.11 U	0.1 U
17 Endrin aldehyde	UG/L	0.11 U	0.1 U	0.11 U	0.1 U
18 Endrin ketone	UG/L	0.11 U	0.1 U	0.11 U	0.1 U
19 Heptachlor	UG/L	0.053 U	0.052 U	0.054 U	0.052 U
20 Heptachlor epoxide	UG/L	0.053 U	0.052 U	0.054 U	0.052 U
21 Methoxychlor	UG/L	0.53 U	0.52 U	0.54 U	0.52 U
22 Toxaphene	UG/L	5.3 U	5.2 U	5.4 U	5.2 U
23 alpha-BHC	UG/L	0.053 U	0.052 U		0.052 U
24 alpha-Chlordane	UG/L	0.053 U	0.052 U	0.054 U	0.052 U
25 beta-BHC	UG/L	0.053 U	0.052 U	0.054 U	0.052 U
26 delta-BHC	UG/L	0.053 U	0.052 U	0.054 U	0.052 U
27 gamma-BHC (Lindane)	UG/L	0.053 U	0.052 U	0.054 U	0.052 U
28 gamma-Chlordane	UG/L	0.053 U	0.052 U	0.054 U	0.052 U

METALS

SDG:	54287	54287	54287	54287	54287
STUDY ID:	PHASE 1	PHASE 1	PHASE 1	PHASE 1	PHASE 1
MATRIX:	WATER	WATER	WATER	WATER	WATER
LAB SAMP. ID:	275067	275066	275065	275442	273457
EPA SAMP. ID:	SW26-11	SD26-10R	SW26-10	SW26-12	SW26-2
QC CODE:	DU	FB	SA	SA	SA
% MOISTURE:					
% SOLIDS:	0	0	0	0	0

PARAMETER	UNIT	VALUE Q	VALUE Q	VALUE Q	VALUE Q	VALUE Q
1 Aluminium	UG/L	80.3 B	19.9 B	103 B	403	161 B
2 Antimony	UG/L	2.2 U	2.2 U	2.2 U	2.2 U	2.2 U
3 Arsenic	UG/L	7.4 B	2.1 U	6.2 B	2.1 U	2.1 U
4 Barium	UG/L	57.7 B	3.4 U	50.7 B	17.8 B	26 B
5 Beryllium	UG/L	0.27 U	0.27 U	0.27 U	0.27 U	0.27 U
6 Cadmium	UG/L	0.3 U	0.3 U	0.3 U	0.3 U	0.3 U
7 Calcium	UG/L	46800	86.3 U	41400	33600	61500
8 Chromium	UG/L	0.5 U	0.5 U	0.5 U	1.1 B	0.5 U
9 Cobalt	UG/L	1 U	0.99 U	1 U	1 U	1 U
10 Copper	UG/L	0.7 U	0.87 B	0.7 U	0.93 B	1.1 B
11 Cyanide	UG/L	5 U	5 U	5 U	5 U	5 U
12 Iron	UG/L	560	20.3 B	497	466	152
13 Lead	UG/L	1.5 U	1.5 U	1.5 U	1.5 U	1.5 U
14 Magnesium	UG/L	3230 B	91.7 U	2880 B	3620 B	7520
15 Manganese	UG/L	9.9 B	0.4 U	7.6 B	10.3 B	8 B
16 Mercury	UG/L	0.03 B	0.03 B	0.02 U	0.02 U	0.02 U
17 Nickel	UG/L	3.3 B	1.1 B	3.1 B	2.4 B	1.6 B
18 Potassium	UG/L	3520 B	104 U	3160 B	3210 B	2100 B
19 Selenium	UG/L	3.7 U	3.7 U	3.7 U	3.7 U	3.7 U
20 Silver	UG/L	0.8 U	0.79 U	0.8 U	0.8 U	0.8 U
21 Sodium	UG/L	3170 B	199 U	2950 B	898 B	2370 B
22 Thallium	UG/L	3 U	3 U	3 U	3 U	3 U
23 Vanadium	UG/L	1.1 U	1.1 U	1.1 U	1.4 B	1.1 U
24 Zinc	UG/L	8.6 B	2.2 B	6.8 B	6.3 B	8.1 B

METALS

SDG:	54287	54287	54287	54287	54287
STUDY ID:	PHASE I	PHASE I	PHASE I	PHASE I	PHASE I
MATRIX:	WATER	WATER	WATER	WATER	WATER
LAB SAMP. ID:	273623	273458	273459	273460	273461
EPA SAMP. ID:	SW26-3	SW26-4	SW26-5	SW26-6	SW26-7
QC CODE:	SA	SA	SA	SA	SA
% MOISTURE:					
% SOLIDS:	0	0	0	0	0

PARAMETER	UNIT	VALUE Q	VALUE Q	VALUE Q	VALUE Q	VALUE Q
1 Aluminium	UG/L	582	41.9 B	128 B	174 B	735
2 Antimony	UG/L	2.2 U	2.2 U	2.2 U	2.2 U	2.2 U
3 Arsenic	UG/L	2.1 U	2.1 U	3.8 B	2.3 B	2.2 B
4 Barium	UG/L	27.5 B	29.3 B	24.4 B	23.2 B	28.9 B
5 Beryllium	UG/L	0.27 U	0.27 U	0.27 U	0.27 U	0.27 U
6 Cadmium	UG/L	0.3 U	0.3 U	0.3 U	0.3 U	0.3 U
7 Calcium	UG/L	80500	92400	44900	43400	46300
8 Chromium	UG/L	0.5 B	0.5 U	4.1 B	3.8 B	29.2
9 Cobalt	UG/L	0.99 U	0.99 U	0.99 U	1 U	1 U
10 Copper	UG/L	2.1 B	1.2 B	1.1 B	1.6 B	3.1 B
11 Cyanide	UG/L	5 U	5 U	5 U	5 U	5 U
12 Iron	UG/L	755	52.5 B	150	196	1720
13 Lead	UG/L	1.5 U	1.5 U	1.5 U	1.5 U	2.1 B
14 Magnesium	UG/L	12300	20900	4470 B	4360 B	5220
15 Manganese	UG/L	16.9	43.8	10.2 B	10.9 B	42.7
16 Mercury	UG/L	0.02 U	0.02 B	0.02 U	0.02 B	0.03 B
17 Nickel	UG/L	2.3 B	1.2 B	2.1 B	3.1 B	35.9 B
18 Potassium	UG/L	2960 B	4050 B	3040 B	3420 B	5400
19 Selenium	UG/L	3.7 U	3.7 U	3.7 U	3.7 U	3.7 U
20 Silver	UG/L	0.79 U	0.79 U	0.79 U	0.8 U	0.8 U
21 Sodium	UG/L	1590 B	2650 B	1490 B	1420 B	2120 B
22 Thallium	UG/L	3 U	3 U	3 U	3 U	3 U
23 Vanadium	UG/L	1.1 U	1.1 U	1.1 U	1.1 U	2.3 B
24 Zinc	UG/L	7.5 B	2.6 B	219	202	160

METALS

SDG:	54287	54287
STUDY ID:	PHASE 1	PHASE 1
MATRIX:	WATER	WATER
LAB SAMP. ID:	275441	273462
EPA SAMP. ID:	SW26-8	SW26-9
QC CODE:	SA	SA
% MOISTURE:		
% SOLIDS:	0	0

PARAMETER	UNIT	VALUE Q	VALUE Q
1 Aluminium	UG/L	2140	217
2 Antimony	UG/L	2.2 U	2.2 U
3 Arsenic	UG/L	2.9 B	2.1 U
4 Barium	UG/L	28.5 B	28.5 B
5 Beryllium	UG/L	0.27 U	0.27 U
6 Cadmium	UG/L	0.3 U	0.3 U
7 Calcium	UG/L	23700	62000
8 Chromium	UG/L	167	0.5 U
9 Cobalt	UG/L	3.5 B	1 U
10 Copper	UG/L	4 B	3.6 B
11 Cyanide	UG/L	5 U	5 U
12 Iron	UG/L	6910	322
13 Lead	UG/L	6.4	1.5 U
14 Magnesium	UG/L	5240	7780
15 Manganese	UG/L	128	16.4
16 Mercury	UG/L	0.06 B	0.02 U
17 Nickel	UG/L	209	1.3 B
18 Potassium	UG/L	4000 B	5650
19 Selenium	UG/L	3.7 U	3.7 U
20 Silver	UG/L	0.79 U	0.8 U
21 Sodium	UG/L	1360 B	2820 B
22 Thallium	UG/L	3 U	3 U
23 Vanadium	UG/L	8.2 B	1.3 B
24 Zinc	UG/L	142	62.6

VOCs

54298
 PHASE 1
 WATER
 275516
 SD25-3R
 SA

54298
 PHASE 1
 WATER
 273896
 TB101195
 TB

	PARAMETER	UNIT	VALUE	Q	VALUE	Q
	1,1,1-Trichloroethane	ug/L	10	U	10	U
	1,1,1-Trichloroethane	ug/L	10	U	10	U
1	1,1,2,2-Tetrachloroethane	ug/L	10	U	10	U
2	1,1,2-Trichloroethene	ug/L	10	U	10	U
3	1,1-Dichloroethane	ug/L	10	U	10	U
4	1,1-Dichloroethene	ug/L	10	U	10	U
5	1,2-Dichlorooctopane	ug/L	10	U	10	U
6	1,2-Dichloroethane	ug/L	10	U	10	U
7	1,2-Dichloroethene (total)	ug/L	10	U	10	U
8	2-Butanone	ug/L	10	U	10	U
9	2-Hexanone	ug/L	10	U	10	U
10	4-Methyl-2-Pentanone	ug/L	10	U	10	U
11	Acetone	ug/L	10	U	10	U
12	Benzene	ug/L	10	U	10	U
13	Bromodichloromethane	ug/L	10	U	10	U
14	Bromoform	ug/L	10	U	10	U
15	Bromomethane	ug/L	10	U	10	U
16	Carbon Disulfide	ug/L	10	U	10	U
17	Carbon Tetrachloride	ug/L	10	U	10	U
18	Chlorobenzene	ug/L	10	U	10	U
19	Chloroethane	ug/L	10	U	10	U
20	Chloroform	ug/L	3	J	10	U
21	Chloromethane	ug/L	10	U	10	U
22	Dibromochloromethane	ug/L	10	U	10	U
23	Ethylbenzene	ug/L	10	U	10	U
24	Methylene Chloride	ug/L	10	U	10	U
25	Styrene	ug/L	10	U	10	U
26	Tetrachloroethene	ug/L	10	U	10	U
27	Toluene	ug/L	10	U	10	U
28	Trichloroethene	ug/L	10	U	10	U
29	Vinyl Chloride	ug/L	10	U	10	U
30	Xylene (total)	ug/L	10	U	10	U
31	cis-1,3-Dichlorooctopene	ug/L	10	U	10	U
32	trans-1,3-Dichlorooctopene	ug/L	10	U	10	U

VOCs

54298
PHASE 1
WATER
274881
TB101695
TB

	PARAMETER	UNIT	VALUE	Q
	1,1,1-Trichloroethane	ug/L	10	U
	1,1,1-Trichloroethane	ug/L	10	U
1	1,1,2,2-Tetrachloroethane	ug/L	10	U
2	1,1,2-Trichloroethene	ug/L	10	U
3	1,1-Dichloroethane	ug/L	10	U
4	1,1-Dichloroethene	ug/L	10	U
5	1,2-Dichloroethane	ug/L	10	U
6	1,2-Dichloroethane	ug/L	10	U
7	1,2-Dichloroethene (total)	ug/L	10	U
8	2-Butanone	ug/L	10	U
9	2-Hexanone	ug/L	10	U
10	4-Methyl-2-Pentanone	ug/L	10	U
11	Acetone	ug/L	10	U
12	Benzene	ug/L	10	U
13	Bromodichloromethane	ug/L	10	U
14	Bromoform	ug/L	10	U
15	Bromomethane	ug/L	10	U
16	Carbon Disulfide	ug/L	10	U
17	Carbon Tetrachloride	ug/L	10	U
18	Chlorobenzene	ug/L	10	U
19	Chloroethane	ug/L	10	U
20	Chloroform	ug/L	10	U
21	Chloromethane	ug/L	10	U
22	Dibromochloromethane	ug/L	10	U
23	Ethylbenzene	ug/L	10	U
24	Methylene Chloride	ug/L	10	U
25	Styrene	ug/L	10	U
26	Tetrachloroethene	ug/L	10	U
27	Toluene	ug/L	10	U
28	Trichloroethene	ug/L	10	U
29	Vinyl Chloride	ug/L	10	U
30	Xylene (total)	ug/L	10	U
31	cis-1,3-Dichloroethene	ug/L	10	U
32	trans-1,3-Dichloroethene	ug/L	10	U

VOCs

54298	54298
PHASE 1	PHASE 1
SOIL	SOIL
274887	274887
SB25-11-00MS	SB25-11-00MSD
MS	MSD
21	21

	PARAMETER	UNIT	VALUE	Q	VALUE	Q
	1,1,1-Trichloroethane	ug/Kg	13	U	13	U
	1,1,1-Trichloroethane	ug/Kg	13	U	13	U
1	1,1,2,2-Tetrachloroethane	ug/Kg	13	U	13	U
2	1,1,2-Trichloroethene	ug/Kg	13	U	13	U
3	1,1-Dichloroethane	ug/Kg	13	U	13	U
4	1,1-Dichloroethene	ug/Kg	60		58	
5	1,2-Dichloroethane	ug/Kg	13	U	13	U
6	1,2-Dichloroethane	ug/Kg	13	U	13	U
7	1,2-Dichloroethene (total)	ug/Kg	13	U	13	U
8	2-Butanone	ug/Kg	13	U	13	U
9	2-Hexanone	ug/Kg	13	U	13	U
10	4-Methyl-2-Pentanone	ug/Kg	13	U	13	U
11	Acetone	ug/Kg	13	U	4	JB
12	Benzene	ug/Kg	73		71	
13	Bromodichloromethane	ug/Kg	13	U	13	U
14	Bromoform	ug/Kg	13	U	13	U
15	Bromomethane	ug/Kg	13	U	13	U
16	Carbon Disulfide	ug/Kg	13	U	13	U
17	Carbon Tetrachloride	ug/Kg	13	U	13	U
18	Chlorobenzene	ug/Kg	68		66	
19	Chloroethane	ug/Kg	13	U	13	U
20	Chloroform	ug/Kg	13	U	13	U
21	Chloromethane	ug/Kg	13	U	13	U
22	Dibromochloromethane	ug/Kg	13	U	13	U
23	Ethylbenzene	ug/Kg	13	U	13	U
24	Methylene Chloride	ug/Kg	13	U	13	U
25	Styrene	ug/Kg	13	U	13	U
26	Tetrachloroethene	ug/Kg	13	U	13	U
27	Toluene	ug/Kg	80		80	
28	Trichloroethene	ug/Kg	66		64	
29	Vinyl Chloride	ug/Kg	13	U	13	U
30	Xylene (total)	ug/Kg	13	U	13	U
31	cis-1,3-Dichloroethene	ug/Kg	13	U	13	U
32	trans-1,3-Dichloroethene	ug/Kg	13	U	13	U

VOCs

		54298 PHASE 1 SOIL 274887 SB25-11-00 SA 21	54298 PHASE 1 SOIL 274888 SB25-11-02 SA 17	54298 PHASE 1 SOIL 274889 SB25-11-03 SA 8	54298 PHASE 1 SOIL 274889 SB25-11-03DL SA 8	54298 PHASE 1 SOIL 274878 SB25-12-00 SA 20
PARAMETER	UNIT	VALUE Q	VALUE Q	VALUE Q	VALUE Q	VALUE Q
1,1,1-Trichloroethane	ug/Kg	13 U	12 U	11 U	54 U	12 U
1,1,1-Trichloroethane	ug/Kg	13 U	12 U	11 U	54 U	12 U
1 1,1,2,2-Tetrachloroethane	ug/Kg	13 U	12 U	11 U	54 U	12 U
2 1,1,2-Trichloroethene	ug/Kg	13 U	12 U	11 U	54 U	12 U
3 1,1-Dichloroethane	ug/Kg	13 U	12 U	11 U	54 U	12 U
4 1,1-Dichloroethene	ug/Kg	13 U	12 U	11 U	54 U	12 U
5 1,2-Dichloroethane	ug/Kg	13 U	12 U	11 U	54 U	12 U
6 1,2-Dichloroethane	ug/Kg	13 U	12 U	11 U	54 U	12 U
7 1,2-Dichloroethene (total)	ug/Kg	13 U	12 U	11 U	54 U	12 U
8 2-Butanone	ug/Kg	13 U	12 U	11 U	54 U	12 U
9 2-Hexanone	ug/Kg	13 U	12 U	11 U	54 U	12 U
10 4-Methyl-2-Pentanone	ug/Kg	13 U	12 U	11 U	54 U	12 U
11 Acetone	ug/Kg	3 JB	4 JB	5 JB	9 J	12 U
12 Benzene	ug/Kg	13 U	12 U	11 U	54 U	12 U
13 Bromodichloromethane	ug/Kg	13 U	12 U	11 U	54 U	12 U
14 Bromoform	ug/Kg	13 U	12 U	11 U	54 U	12 U
15 Bromomethane	ug/Kg	13 U	12 U	11 U	54 U	12 U
16 Carbon Disulfide	ug/Kg	13 U	12 U	2 J	54 U	12 U
17 Carbon Tetrachloride	ug/Kg	13 U	12 U	11 U	54 U	12 U
18 Chlorobenzene	ug/Kg	13 U	12 U	11 U	54 U	12 U
19 Chloroethane	ug/Kg	13 U	12 U	11 U	54 U	12 U
20 Chloroform	ug/Kg	13 U	12 U	11 U	54 U	12 U
21 Chloromethane	ug/Kg	13 U	12 U	11 U	54 U	12 U
22 Dibromochloromethane	ug/Kg	13 U	12 U	11 U	54 U	12 U
23 Ethylbenzene	ug/Kg	13 U	12 U	11 U	54 U	12 U
24 Methylene Chloride	ug/Kg	13 U	12 U	11 U	54 U	12 U
25 Styrene	ug/Kg	13 U	12 U	11 U	54 U	12 U
26 Tetrachloroethene	ug/Kg	13 U	12 U	11 U	54 U	12 U
27 Toluene	ug/Kg	13 U	12 U	11 U	54 U	12 U
28 Trichloroethene	ug/Kg	13 U	12 U	11 U	54 U	12 U
29 Vinyl Chloride	ug/Kg	13 U	12 U	11 U	54 U	12 U
30 Xylene (total)	ug/Kg	13 U	12 U	69	21 J	12 U
31 cis-1,3-Dichloroethene	ug/Kg	13 U	12 U	11 U	54 U	12 U
32 trans-1,3-Dichloroethene	ug/Kg	13 U	12 U	11 U	54 U	12 U

VOCs

		54298 PHASE 1 SOIL 274879 SB25-12-02 SA 9	54298 PHASE 1 SOIL 274880 SB25-12-03 SA 10	54298 PHASE 1 SOIL 273572 SB25-13-00 SA 19	54298 PHASE 1 SOIL 273573 SB25-13-02 SA 10	54298 PHASE 1 SOIL 273574 SB25-13-04 SA 9
PARAMETER	UNIT	VALUE Q	VALUE Q	VALUE Q	VALUE Q	VALUE Q
1,1,1-Trichloroethane	ug/Kg	11 U	11 U	12 U	11 U	11 U
1,1,1-Trichloroethane	ug/Kg	11 U	11 U	12 U	11 U	11 U
1 1,1,2,2-Tetrachloroethane	ug/Kg	11 U	11 U	12 U	11 U	11 U
2 1,1,2-Trichloroethene	ug/Kg	11 U	11 U	12 U	11 U	11 U
3 1,1-Dichloroethane	ug/Kg	11 U	11 U	12 U	11 U	11 U
4 1,1-Dichloroethene	ug/Kg	11 U	11 U	12 U	11 U	11 U
5 1,2-Dichloroethane	ug/Kg	11 U	11 U	12 U	11 U	11 U
6 1,2-Dichloroethene	ug/Kg	11 U	11 U	12 U	11 U	11 U
7 1,2-Dichloroethene (total)	ug/Kg	11 U	11 U	12 U	11 U	11 U
8 2-Butanone	ug/Kg	11 U	11 U	12 U	11 U	11 U
9 2-Hexanone	ug/Kg	11 U	11 U	12 U	11 U	11 U
10 4-Methyl-2-Pentanone	ug/Kg	11 U	11 U	12 U	11 U	11 U
11 Acetone	ug/Kg	4 JB	5 JB	12 U	11 U	11 U
12 Benzene	ug/Kg	11 U	11 U	12 U	11 U	11 U
13 Bromodichloromethane	ug/Kg	11 U	11 U	12 U	11 U	11 U
14 Bromoform	ug/Kg	11 U	11 U	12 U	11 U	11 U
15 Bromomethane	ug/Kg	11 U	11 U	12 U	11 U	11 U
16 Carbon Disulfide	ug/Kg	11 U	11 U	12 U	11 U	11 U
17 Carbon Tetrachloride	ug/Kg	11 U	11 U	12 U	11 U	11 U
18 Chlorobenzene	ug/Kg	11 U	11 U	12 U	11 U	11 U
19 Chloroethane	ug/Kg	11 U	11 U	12 U	11 U	11 U
20 Chloroform	ug/Kg	11 U	11 U	12 U	11 U	11 U
21 Chloromethane	ug/Kg	11 U	11 U	12 U	11 U	11 U
22 Dibromochloromethane	ug/Kg	11 U	11 U	12 U	11 U	11 U
23 Ethylbenzene	ug/Kg	11 U	11 U	12 U	11 U	11 U
24 Methylene Chloride	ug/Kg	11 U	11 U	12 U	11 U	11 U
25 Styrene	ug/Kg	11 U	11 U	12 U	11 U	11 U
26 Tetrachloroethene	ug/Kg	11 U	11 U	12 U	11 U	11 U
27 Toluene	ug/Kg	11 U	11 U	12 U	11 U	11 U
28 Trichloroethene	ug/Kg	11 U	11 U	12 U	11 U	11 U
29 Vinyl Chloride	ug/Kg	11 U	11 U	12 U	11 U	11 U
30 Xylene (total)	ug/Kg	11 U	11 U	12 U	11 U	11 U
31 cis-1,3-Dichloroethene	ug/Kg	11 U	11 U	12 U	11 U	11 U
32 trans-1,3-Dichloroethene	ug/Kg	11 U	11 U	12 U	11 U	11 U

VOCs

		54298 PHASE 1 SOIL 273893 SB25-14-00 SA 20	54298 PHASE 1 SOIL 273894 SB25-14-01 SA 16	54298 PHASE 1 SOIL 273895 SB25-14-02 SA 11	54298 PHASE 1 SOIL 274890 SB25-15-00 SA 19	54298 PHASE 1 SOIL 274891 SB25-15-01 SA 12						
	PARAMETER	UNIT	VALUE	Q	VALUE	Q	VALUE	Q	VALUE	Q	VALUE	Q
	1,1,1-Trichloroethane	ug/Kg	12	U	12	U	11	U	12	U	11	U
	1,1,1-Trichloroethane	ug/Kg	12	U	12	U	11	U	12	U	11	U
1	1,1,2,2-Tetrachloroethane	ug/Kg	12	U	12	U	11	U	12	U	11	U
2	1,1,2-Trichloroethene	ug/Kg	12	U	12	U	11	U	12	U	11	U
3	1,1-Dichloroethane	ug/Kg	12	U	12	U	11	U	12	U	11	U
4	1,1-Dichloroethene	ug/Kg	12	U	12	U	11	U	12	U	11	U
5	1,2-Dichloroethane	ug/Kg	12	U	12	U	11	U	12	U	11	U
6	1,2-Dichloroethane	ug/Kg	12	U	12	U	11	U	12	U	11	U
7	1,2-Dichloroethene (total)	ug/Kg	12	U	12	U	11	U	12	U	11	U
8	2-Butanone	ug/Kg	12	U	12	U	11	U	12	U	11	U
9	2-Hexanone	ug/Kg	12	U	12	U	11	U	12	U	11	U
10	4-Methyl-2-Pentanone	ug/Kg	12	U	12	U	11	U	12	U	11	U
11	Acetone	ug/Kg	12	U	12	U	11	U	4	JB	25	B
12	Benzene	ug/Kg	12	U	12	U	11	U	12	U	11	U
13	Bromodichloromethane	ug/Kg	12	U	12	U	11	U	12	U	11	U
14	Bromoform	ug/Kg	12	U	12	U	11	U	12	U	11	U
15	Bromomethane	ug/Kg	12	U	12	U	11	U	12	U	11	U
16	Carbon Disulfide	ug/Kg	12	U	12	U	11	U	12	U	11	U
17	Carbon Tetrachloride	ug/Kg	12	U	12	U	11	U	12	U	11	U
18	Chlorobenzene	ug/Kg	12	U	12	U	11	U	12	U	11	U
19	Chloroethane	ug/Kg	12	U	12	U	11	U	12	U	11	U
20	Chloroform	ug/Kg	12	U	12	U	11	U	12	U	11	U
21	Chloromethane	ug/Kg	12	U	12	U	11	U	12	U	11	U
22	Dibromochloromethane	ug/Kg	12	U	12	U	11	U	12	U	11	U
23	Ethylbenzene	ug/Kg	12	U	12	U	11	U	12	U	11	U
24	Methylene Chloride	ug/Kg	12	U	12	U	11	U	12	U	11	U
25	Styrene	ug/Kg	12	U	12	U	11	U	12	U	11	U
26	Tetrachloroethene	ug/Kg	12	U	12	U	11	U	12	U	11	U
27	Toluene	ug/Kg	12	U	12	U	11	U	12	U	11	U
28	Trichloroethene	ug/Kg	12	U	12	U	11	U	12	U	11	U
29	Vinyl Chloride	ug/Kg	12	U	12	U	11	U	12	U	11	U
30	Xylene (total)	ug/Kg	12	U	12	U	11	U	12	U	11	U
31	cis-1,3-Dichloroethane	ug/Kg	12	U	12	U	11	U	12	U	11	U
32	trans-1,3-Dichloroethane	ug/Kg	12	U	12	U	11	U	12	U	11	U

VOCs

		54298 PHASE 1 SOIL 274892 SB25-15-02 SA 10	54298 PHASE 1 SOIL 275515 SD25-3 SA 26	54298 PHASE 1 SOIL 275517 SD25-30 SA 42	54298 PHASE 1 SOIL 273575 SD25-7 SA 62	54298 PHASE 1 SOIL 273576 SD25-8 SA 59
PARAMETER	UNIT	VALUE Q	VALUE Q	VALUE Q	VALUE Q	VALUE Q
1,1,1-Trichloroethane	ug/Kg	11 U	14 U	17 U	26 U	24 U
1,1,1-Trichloroethane	ug/Kg	11 U	14 U	17 U	26 U	24 U
1 1,1,2,2-Tetrachloroethane	ug/Kg	11 U	14 U	17 U	26 U	24 U
2 1,1,2-Trichloroethene	ug/Kg	11 U	14 U	17 U	26 U	24 U
3 1,1-Dichloroethane	ug/Kg	11 U	14 U	17 U	26 U	24 U
4 1,1-Dichloroethene	ug/Kg	11 U	14 U	17 U	26 U	24 U
5 1,2-Dichlorooctopane	ug/Kg	11 U	14 U	17 U	26 U	24 U
6 1,2-Dichloroethane	ug/Kg	11 U	14 U	17 U	26 U	24 U
7 1,2-Dichloroethene (total)	ug/Kg	11 U	14 U	17 U	26 U	24 U
8 2-Butanone	ug/Kg	11 U	14 U	17 U	12 J	17 J
9 2-Hexanone	ug/Kg	11 U	14 U	17 U	26 U	24 U
10 4-Methyl-2-Pentanone	ug/Kg	11 U	14 U	17 U	26 U	24 U
11 Acetone	ug/Kg	5 JB	14 U	17 U	24 J	39
12 Benzene	ug/Kg	11 U	14 U	17 U	26 U	24 U
13 Bromodichloromethane	ug/Kg	11 U	14 U	17 U	26 U	24 U
14 Bromoform	ug/Kg	11 U	14 U	17 U	26 U	24 U
15 Bromomethane	ug/Kg	11 U	14 U	17 U	26 U	24 U
16 Carbon Disulfide	ug/Kg	11 U	14 U	17 U	3 J	24 U
17 Carbon Tetrachloride	ug/Kg	11 U	14 U	17 U	26 U	24 U
18 Chlorobenzene	ug/Kg	11 U	14 U	17 U	26 U	24 U
19 Chloroethane	ug/Kg	11 U	14 U	17 U	26 U	24 U
20 Chloroform	ug/Kg	11 U	14 U	17 U	26 U	24 U
21 Chloromethane	ug/Kg	11 U	14 U	17 U	26 U	24 U
22 Dibromochloromethane	ug/Kg	11 U	14 U	17 U	26 U	24 U
23 Ethylbenzene	ug/Kg	11 U	14 U	17 U	26 U	24 U
24 Methylene Chloride	ug/Kg	11 U	14 U	17 U	26 U	24 U
25 Styrene	ug/Kg	11 U	14 U	17 U	26 U	24 U
26 Tetrachloroethene	ug/Kg	11 U	14 U	17 U	26 U	24 U
27 Toluene	ug/Kg	11 U	14 U	17 U	26 U	3 J
28 Trichloroethene	ug/Kg	11 U	14 U	17 U	26 U	24 U
29 Vinyl Chloride	ug/Kg	11 U	14 U	17 U	26 U	24 U
30 Xylene (total)	ug/Kg	11 U	14 U	17 U	26 U	24 U
31 cis-1,3-Dichlorooctopene	ug/Kg	11 U	14 U	17 U	26 U	24 U
32 trans-1,3-Dichlorooctopene	ug/Kg	11 U	14 U	17 U	26 U	24 U

VOCs

54298
 PHASE I
 SOIL
 273577
 SD25-9
 SA
 72

	PARAMETER	UNIT	VALUE	Q
	1,1,1-Trichloroethane	ug/Kg	36	U
	1,1,1-Trichloroethane	ug/Kg	36	U
1	1,1,2,2-Tetrachloroethane	ug/Kg	36	U
2	1,1,2-Trichloroethene	ug/Kg	36	U
3	1,1-Dichloroethane	ug/Kg	36	U
4	1,1-Dichloroethene	ug/Kg	36	U
5	1,2-Dichlorooctopane	ug/Kg	36	U
6	1,2-Dichloroethane	ug/Kg	36	U
7	1,2-Dichloroethene (total)	ug/Kg	36	U
8	2-Butanone	ug/Kg	15	J
9	2-Hexanone	ug/Kg	36	U
10	4-Methyl-2-Pentanone	ug/Kg	36	U
11	Acetone	ug/Kg	23	J
12	Benzene	ug/Kg	36	U
13	Bromodichloromethane	ug/Kg	36	U
14	Bromoform	ug/Kg	36	U
15	Bromomethane	ug/Kg	36	U
16	Carbon Disulfide	ug/Kg	36	U
17	Carbon Tetrachloride	ug/Kg	36	U
18	Chlorobenzene	ug/Kg	36	U
19	Chloroethane	ug/Kg	36	U
20	Chloroform	ug/Kg	36	U
21	Chloromethane	ug/Kg	36	U
22	Dibromochloromethane	ug/Kg	36	U
23	Ethylbenzene	ug/Kg	36	U
24	Methylene Chloride	ug/Kg	36	U
25	Styrene	ug/Kg	36	U
26	Tetrachloroethene	ug/Kg	36	U
27	Toluene	ug/Kg	36	U
28	Trichloroethene	ug/Kg	36	U
29	Vinyl Chloride	ug/Kg	36	U
30	Xylene (total)	ug/Kg	36	U
31	cis-1,3-Dichlorooctopene	ug/Kg	36	U
32	trans-1,3-Dichlorooctopene	ug/Kg	36	U

SVOCs

54298
PHASE I
WATER
275516
SD25-3R
SA

	PARAMETER	UNIT	VALUE	Q
	1,2,4-Trichlorobenzene	UG/L	10	U
1	1,2-Dichlorobenzene	UG/L	10	U
	1,2,4-Trichlorobenzene	UG/L	10	U
1	1,2-Dichlorobenzene	UG/L	10	U
2	1,3-Dichlorobenzene	UG/L	10	U
3	1,4-Dichlorobenzene	UG/L	10	U
4	2,4,5-Trichlorophenol	UG/L	26	U
5	2,4,6-Trichlorophenol	UG/L	10	U
6	2,4-Dichlorophenol	UG/L	10	U
7	2,4-Dimethylphenol	UG/L	10	U
8	2,4-Dinitrophenol	UG/L	26	U
9	2,4-Dinitrotoluene	UG/L	10	U
10	2,6-Dinitrotoluene	UG/L	10	U
11	2-Chloronaphthalene	UG/L	10	U
12	2-Chlorophenol	UG/L	10	U
13	2-Methylnaphthalene	UG/L	10	U
14	2-Methylphenol	UG/L	10	U
15	2-Nitroaniline	UG/L	26	U
16	2-Nitrophenol	UG/L	10	U
17	3,3'-Dichlorobenzidine	UG/L	10	U
18	3-Nitroaniline	UG/L	26	U
19	4,6-Dinitro-2-methylphenol	UG/L	26	U
20	4-Bromophenyl-phenylether	UG/L	10	U
21	4-Chloro-3-methylphenol	UG/L	10	U
22	4-Chloroaniline	UG/L	10	U
23	4-Chlorophenyl-phenylether	UG/L	10	U
24	4-Methylphenol	UG/L	10	U
25	4-Nitroaniline	UG/L	26	U
26	4-Nitrophenol	UG/L	26	U
27	Acenaphthene	UG/L	10	U
28	Acenaphthylene	UG/L	10	U
29	Anthracene	UG/L	10	U
30	Benzo(a)anthracene	UG/L	10	U
31	Benzo(a)pyrene	UG/L	10	U
32	Benzo(b)fluoranthene	UG/L	10	U
33	Benzo(g,h,i)perylene	UG/L	10	U
34	Butylbenzylphthalate	UG/L	10	U

SVOCs

54298
 PHASE 1
 WATER
 275516
 SD25-3R
 SA

PARAMETER	UNIT	VALUE	Q
1,2,4-Trichlorobenzene	UG/L	10	U
1 1,2-Dichlorobenzene	UG/L	10	U
35 Carbazole	UG/L	10	U
36 Chrysene	UG/L	10	U
37 Di-n-butylphthalate	UG/L	10	U
38 Di-n-oprylphthalate	UG/L	10	U
39 Dibenz(a,h)anthracene	UG/L	10	U
40 Dibenzofuran	UG/L	10	U
41 Diethylphthalate	UG/L	10	U
42 Dimethylphthalate	UG/L	10	U
43 Fluoranthene	UG/L	10	U
44 Fluorene	UG/L	10	U
45 Hexachlorobenzene	UG/L	10	U
46 Hexachlorobutadiene	UG/L	10	U
47 Hexachlorocyclopentadiene	UG/L	10	U
48 Hexachloroethane	UG/L	10	U
49 Indeno(1,2,3-cd)pyrene	UG/L	10	U
50 Isophorone	UG/L	10	U
51 N-Nitroso-di-n-ctopylamine	UG/L	10	U
52 N-Nitrosodiphenylamine (1)	UG/L	10	U
53 Naphthalene	UG/L	10	U
54 Nitrobenzene	UG/L	10	U
55 Pentachlorophenol	UG/L	26	U
56 Phenanthrene	UG/L	10	U
57 Phenol	UG/L	10	U
58 Pyrene	UG/L	10	U
59 benzo(k)fluoranthene	UG/L	10	U
60 bis(2-Chloroethoxy) methane	UG/L	10	U
61 bis(2-Chloroethyl) ether	UG/L	10	U
62 bis(2-Chloroisooctopyl) ether	UG/L	10	U
63 bis(2-Ethylhexyl)phthalate	UG/L	22	B

SVOCs

		54298 PHASE 1 SOIL 274887 SB25-11-00MS MS 23	54298 PHASE 1 SOIL 274887 SB25-11-00MSD MSD 23	54298 PHASE 1 SOIL 274887 SB25-11-00 SA 23	54298 PHASE 1 SOIL 274888 SB25-11-02 SA 14	54298 PHASE 1 SOIL 274889 SB25-11-03 SA 10
PARAMETER	UNIT	VALUE Q	VALUE Q	VALUE Q	VALUE Q	VALUE Q
1	1,2,4-Trichlorobenzene	UG/KG 1600	1800	430 U	380 U	360 U
2	1,2-Dichlorobenzene	UG/KG 430 U	430 U	430 U	380 U	360 U
3	1,3-Dichlorobenzene	UG/KG 430 U	430 U	430 U	380 U	360 U
4	1,4-Dichlorobenzene	UG/KG 1400	1700	430 U	380 U	360 U
5	2,4,5-Trichlorophenol	UG/KG 1000 U	1000 U	1000 U	920 U	880 U
6	2,4,6-Trichlorophenol	UG/KG 430 U	430 U	430 U	380 U	360 U
7	2,4-Dichlorophenol	UG/KG 430 U	430 U	430 U	380 U	360 U
8	2,4-Dimethylphenol	UG/KG 430 U	430 U	430 U	380 U	360 U
9	2,4-Dinitrophenol	UG/KG 1000 U	1000 U	1000 U	920 U	880 U
10	2,4-Dinitrotoluene	UG/KG 1600	1700	430 U	380 U	360 U
11	2,6-Dinitrotoluene	UG/KG 430 U	430 U	430 U	380 U	360 U
12	2-Chloronaphthalene	UG/KG 430 U	430 U	430 U	380 U	360 U
13	2-Chlorophenol	UG/KG 2500	2800	430 U	380 U	360 U
14	2-Methylnaphthalene	UG/KG 430 U	430 U	430 U	380 U	360 U
15	2-Methylphenol	UG/KG 430 U	430 U	430 U	380 U	360 U
16	2-Nitroaniline	UG/KG 1000 U	1000 U	1000 U	920 U	880 U
17	2-Nitrophenol	UG/KG 430 U	430 U	430 U	380 U	360 U
18	3,3'-Dichlorobenzidine	UG/KG 430 U	430 U	430 U	380 U	360 U
19	3-Nitroaniline	UG/KG 1000 U	1000 U	1000 U	920 U	880 U
20	4,6-Dinitro-2-methylphenol	UG/KG 1000 U	1000 U	1000 U	920 U	880 U
21	4-Bromophenyl-phenylether	UG/KG 430 U	430 U	430 U	380 U	360 U
22	4-Chloro-3-methylphenol	UG/KG 2600	2800	430 U	380 U	360 U
23	4-Chloroaniline	UG/KG 430 U	430 U	430 U	380 U	360 U
24	4-Chlorophenyl-phenylether	UG/KG 430 U	430 U	430 U	380 U	360 U
25	4-Methylphenol	UG/KG 430 U	430 U	430 U	380 U	360 U
26	4-Nitroaniline	UG/KG 1000 U	1000 U	1000 U	920 U	880 U
27	4-Nitrophenol	UG/KG 2900	3800	1000 U	920 U	880 U
28	Acenaphthene	UG/KG 1500	1800	430 U	380 U	360 U
29	Acenaphthylene	UG/KG 430 U	430 U	430 U	380 U	360 U
30	Anthracene	UG/KG 430 U	430 U	430 U	380 U	360 U
31	Benzo(a)anthracene	UG/KG 430 U	430 U	430 U	380 U	360 U
32	Benzo(a)pyrene	UG/KG 430 U	430 U	430 U	380 U	360 U
33	Benzo(b)fluoranthene	UG/KG 430 U	430 U	430 U	380 U	360 U
34	Benzo(g,h,i)perylene	UG/KG 430 U	430 U	430 U	380 U	360 U
35	Butylbenzylphthalate	UG/KG 430 U	430 U	430 U	380 U	360 U

SVOCs

		54298	54298	54298	54298	54298
		PHASE 1	PHASE 1	PHASE 1	PHASE 1	PHASE 1
		SOIL	SOIL	SOIL	SOIL	SOIL
		274887	274887	274887	274888	274889
		SB25-11-00MS	SB25-11-00MSD	SB25-11-00	SB25-11-02	SB25-11-03
		MS	MSD	SA	SA	SA
		23	23	23	14	10
	PARAMETER	UNIT	VALUE Q	VALUE Q	VALUE Q	VALUE Q
36	Carbazole	UG/KG	430 U	430 U	430 U	380 U
37	Chrysene	UG/KG	44 J	110 J	59 J	380 U
38	Di-n-butylphthalate	UG/KG	66 J	68 J	67 J	64 J
39	Di-n-oprylphthalate	UG/KG	430 U	430 U	430 U	380 U
40	Dibenz(a,h)anthracene	UG/KG	430 U	430 U	430 U	380 U
41	Dibenzofuran	UG/KG	430 U	430 U	430 U	380 U
42	Diethylphthalate	UG/KG	430 U	430 U	430 U	380 U
43	Dimethylphthalate	UG/KG	430 U	430 U	430 U	380 U
44	Fluoranthene	UG/KG	82 J	240 J	100 J	380 U
45	Fluorene	UG/KG	430 U	430 U	430 U	380 U
46	Hexachlorobenzene	UG/KG	430 U	430 U	430 U	380 U
47	Hexachlorobutadiene	UG/KG	430 U	430 U	430 U	380 U
48	Hexachlorocyclopentadiene	UG/KG	430 U	430 U	430 U	380 U
49	Hexachloroethane	UG/KG	430 U	430 U	430 U	380 U
50	Indeno(1,2,3-cd)pyrene	UG/KG	430 U	430 U	430 U	380 U
51	Isophorone	UG/KG	430 U	430 U	430 U	380 U
52	N-Nitroso-di-n-ctopylamine	UG/KG	1400	1700	430 U	380 U
53	N-Nitrosodiphenylamine (1)	UG/KG	430 U	430 U	430 U	380 U
54	Naphthalene	UG/KG	430 U	430 U	430 U	380 U
55	Nitrobenzene	UG/KG	430 U	430 U	430 U	380 U
56	Pentachlorophenol	UG/KG	2100	2800	1000 U	920 U
57	Phenanthrene	UG/KG	46 J	170 J	61 J	380 U
58	Phenol	UG/KG	1900	2800	430 U	380 U
59	Pyrene	UG/KG	1400	1700	74 J	380 U
60	benzo(k)fluoranthene	UG/KG	430 U	430 U	430 U	380 U
61	bis(2-Chloroethoxy) methane	UG/KG	430 U	430 U	430 U	380 U
62	bis(2-Chloroethyl) ether	UG/KG	430 U	430 U	430 U	380 U
63	bis(2-Chloroisooctopyl) ether	UG/KG	430 U	430 U	430 U	380 U
64	bis(2-Ethylhexyl)phthalate	UG/KG	430 U	430 U	430 U	220 J

SVOCs

		54298	54298	54298	54298	54298	
		PHASE 1	PHASE 1	PHASE 1	PHASE 1	PHASE 1	
		SOIL	SOIL	SOIL	SOIL	SOIL	
		274878	274879	274880	273572	273573	
		SB25-12-00	SB25-12-02	SB25-12-03	SB25-13-00	SB25-13-02	
		SA	SA	SA	SA	SA	
		21	10	10	23	8	
PARAMETER	UNIT	VALUE Q	VALUE Q	VALUE Q	VALUE Q	VALUE Q	
1	1,2,4-Trichlorobenzene	UG/KG	420 U	370 U	1600	430 U	360 U
2	1,2-Dichlorobenzene	UG/KG	420 U	370 U	360 U	430 U	360 U
3	1,3-Dichlorobenzene	UG/KG	420 U	370 U	360 U	430 U	360 U
4	1,4-Dichlorobenzene	UG/KG	420 U	370 U	1700	430 U	360 U
5	2,4,5-Trichlorophenol	UG/KG	1000 U	890 U	880 U	1000 U	860 U
6	2,4,6-Trichlorophenol	UG/KG	420 U	370 U	360 U	430 U	360 U
7	2,4-Dichlorophenol	UG/KG	420 U	370 U	360 U	430 U	360 U
8	2,4-Dimethylphenol	UG/KG	420 U	370 U	360 U	430 U	360 U
9	2,4-Dinitrophenol	UG/KG	1000 U	890 U	880 U	1000 U	860 U
10	2,4-Dinitrotoluene	UG/KG	420 U	370 U	1600	430 U	360 U
11	2,6-Dinitrotoluene	UG/KG	420 U	370 U	360 U	430 U	360 U
12	2-Chloronaphthalene	UG/KG	420 U	370 U	360 U	430 U	360 U
13	2-Chlorophenol	UG/KG	420 U	370 U	2600	430 U	360 U
14	2-Methylnaphthalene	UG/KG	420 U	370 U	360 U	430 U	360 U
15	2-Methylphenol	UG/KG	420 U	370 U	360 U	430 U	360 U
16	2-Nitroaniline	UG/KG	1000 U	890 U	880 U	1000 U	860 U
17	2-Nitrophenol	UG/KG	420 U	370 U	360 U	430 U	360 U
18	3,3'-Dichlorobenzidine	UG/KG	420 U	370 U	360 U	430 U	360 U
19	3-Nitroaniline	UG/KG	1000 U	890 U	880 U	1000 U	860 U
20	4,6-Dinitro-2-methylphenol	UG/KG	1000 U	890 U	880 U	1000 U	860 U
21	4-Bromophenyl-phenylether	UG/KG	420 U	370 U	360 U	430 U	360 U
22	4-Chloro-3-methylphenol	UG/KG	420 U	370 U	2600	430 U	360 U
23	4-Chloroaniline	UG/KG	420 U	370 U	360 U	430 U	360 U
24	4-Chlorophenyl-phenylether	UG/KG	420 U	370 U	360 U	430 U	360 U
25	4-Methylphenol	UG/KG	420 U	370 U	360 U	430 U	360 U
26	4-Nitroaniline	UG/KG	1000 U	890 U	880 U	1000 U	860 U
27	4-Nitrophenol	UG/KG	1000 U	890 U	1700	1000 U	860 U
28	Acenaphthene	UG/KG	420 U	370 U	2000	430 U	360 U
29	Acenaphthylene	UG/KG	420 U	370 U	360 U	430 U	360 U
30	Anthracene	UG/KG	420 U	370 U	360 U	430 U	360 U
31	Benzo(a)anthracene	UG/KG	420 U	370 U	360 U	430 U	360 U
32	Benzo(a)pyrene	UG/KG	420 U	370 U	360 U	430 U	360 U
33	Benzo(b)fluoranthene	UG/KG	420 U	370 U	360 U	430 U	360 U
34	Benzo(g,h,i)perylene	UG/KG	420 U	370 U	360 U	430 U	360 U
35	Butylbenzylphthalate	UG/KG	420 U	370 U	360 U	430 U	360 U

SVOCs

		54298	54298	54298	54298	54298
		PHASE 1	PHASE 1	PHASE 1	PHASE 1	PHASE 1
		SOIL	SOIL	SOIL	SOIL	SOIL
		274878	274879	274880	273572	273573
		SB25-12-00	SB25-12-02	SB25-12-03	SB25-13-00	SB25-13-02
		SA	SA	SA	SA	SA
		21	10	10	23	8
	PARAMETER UNIT	VALUE Q	VALUE Q	VALUE Q	VALUE Q	VALUE Q
36	Carbazole UG/KG	420 U	370 U	360 U	430 U	360 U
37	Chrysene UG/KG	420 U	370 U	360 U	430 U	360 U
38	Di-n-butylphthalate UG/KG	57 J	40 J	360 U	69 BJ	77 BJ
39	Di-n-oprylphthalate UG/KG	420 U	370 U	360 U	430 U	360 U
40	Dibenz(a,h)anthracene UG/KG	420 U	370 U	360 U	430 U	360 U
41	Dibenzofuran UG/KG	420 U	370 U	360 U	430 U	360 U
42	Diethylphthalate UG/KG	420 U	370 U	360 U	430 U	360 U
43	Dimethylphthalate UG/KG	420 U	370 U	360 U	430 U	360 U
44	Fluoranthene UG/KG	74 J	370 U	360 U	49 J	360 U
45	Fluorene UG/KG	420 U	370 U	360 U	430 U	360 U
46	Hexachlorobenzene UG/KG	420 U	370 U	360 U	430 U	360 U
47	Hexachlorobutadiene UG/KG	420 U	370 U	360 U	430 U	360 U
48	Hexachlorocyclopentadiene UG/KG	420 U	370 U	360 U	430 U	360 U
49	Hexachloroethane UG/KG	420 U	370 U	360 U	430 U	360 U
50	Indeno(1,2,3-cd)pyrene UG/KG	420 U	370 U	360 U	430 U	360 U
51	Isophorone UG/KG	420 U	370 U	360 U	430 U	360 U
52	N-Nitroso-di-n-ctopylamine UG/KG	420 U	370 U	1900	430 U	360 U
53	N-Nitrosodiphenylamine (1) UG/KG	420 U	370 U	360 U	430 U	360 U
54	Naphthalene UG/KG	420 U	370 U	360 U	430 U	360 U
55	Nitrobenzene UG/KG	420 U	370 U	360 U	430 U	360 U
56	Pentachlorophenol UG/KG	1000 U	890 U	2300	1000 U	860 U
57	Phenanthrene UG/KG	420 U	370 U	360 U	430 U	360 U
58	Phenol UG/KG	420 U	370 U	2400	430 U	360 U
59	Pyrene UG/KG	62 J	370 U	2000	48 J	360 U
60	benzo(k)fluoranthene UG/KG	420 U	370 U	360 U	430 U	360 U
61	bis(2-Chloroethoxy) methane UG/KG	420 U	370 U	360 U	430 U	360 U
62	bis(2-Chloroethyl) ether UG/KG	420 U	370 U	360 U	430 U	360 U
63	bis(2-Chloroisooctopyl) ether UG/KG	420 U	370 U	360 U	430 U	360 U
64	bis(2-Ethylhexyl)phthalate UG/KG	50 J	130 J	360 U	170 J	480

SVOCs

		54298 PHASE 1 SOIL 273574 SB25-13-04 SA 8	54298 PHASE 1 SOIL 273893 SB25-14-00 SA 21	54298 PHASE 1 SOIL 273894 SB25-14-01 SA 17	54298 PHASE 1 SOIL 273895 SB25-14-02 SA 10	54298 PHASE 1 SOIL 274890 SB25-15-00 SA 20
PARAMETER	UNIT	VALUE Q	VALUE Q	VALUE Q	VALUE Q	VALUE Q
1 1,2,4-Trichlorobenzene	UG/KG	360 U	410 U	400 U	360 U	410 U
2 1,2-Dichlorobenzene	UG/KG	360 U	410 U	400 U	360 U	410 U
3 1,3-Dichlorobenzene	UG/KG	360 U	410 U	400 U	360 U	410 U
4 1,4-Dichlorobenzene	UG/KG	360 U	410 U	400 U	360 U	410 U
5 2,4,5-Trichlorophenol	UG/KG	870 U	1000 U	960 U	880 U	990 U
6 2,4,6-Trichlorophenol	UG/KG	360 U	410 U	400 U	360 U	410 U
7 2,4-Dichlorophenol	UG/KG	360 U	410 U	400 U	360 U	410 U
8 2,4-Dimethylphenol	UG/KG	360 U	410 U	400 U	360 U	410 U
9 2,4-Dinitrophenol	UG/KG	870 U	1000 U	960 U	880 U	990 U
10 2,4-Dinitrotoluene	UG/KG	360 U	410 U	400 U	360 U	410 U
11 2,6-Dinitrotoluene	UG/KG	360 U	410 U	400 U	360 U	410 U
12 2-Chloronaphthalene	UG/KG	360 U	410 U	400 U	360 U	410 U
13 2-Chlorophenol	UG/KG	360 U	410 U	400 U	360 U	410 U
14 2-Methylnaphthalene	UG/KG	360 U	410 U	400 U	360 U	410 U
15 2-Methylphenol	UG/KG	360 U	410 U	400 U	360 U	410 U
16 2-Nitroaniline	UG/KG	870 U	1000 U	960 U	880 U	990 U
17 2-Nitrophenol	UG/KG	360 U	410 U	400 U	360 U	410 U
18 3,3'-Dichlorobenzidine	UG/KG	360 U	410 U	400 U	360 U	410 U
19 3-Nitroaniline	UG/KG	870 U	1000 U	960 U	880 U	990 U
20 4,6-Dinitro-2-methylphenol	UG/KG	870 U	1000 U	960 U	880 U	990 U
21 4-Bromophenyl-phenylether	UG/KG	360 U	410 U	400 U	360 U	410 U
22 4-Chloro-3-methylphenol	UG/KG	360 U	410 U	400 U	360 U	410 U
23 4-Chloroaniline	UG/KG	360 U	410 U	400 U	360 U	410 U
24 4-Chlorophenyl-phenylether	UG/KG	360 U	410 U	400 U	360 U	410 U
25 4-Methylphenol	UG/KG	360 U	410 U	400 U	360 U	410 U
26 4-Nitroaniline	UG/KG	870 U	1000 U	960 U	880 U	990 U
27 4-Nitrophenol	UG/KG	870 U	1000 U	960 U	880 U	990 U
28 Acenaphthene	UG/KG	360 U	410 U	400 U	360 U	410 U
29 Acenaphthylene	UG/KG	360 U	410 U	400 U	360 U	410 U
30 Anthracene	UG/KG	360 U	410 U	400 U	360 U	410 U
31 Benzo(a)anthracene	UG/KG	360 U	410 U	400 U	360 U	410 U
32 Benzo(a)pyrene	UG/KG	360 U	410 U	400 U	360 U	410 U
33 Benzo(b)fluoranthene	UG/KG	360 U	410 U	400 U	360 U	410 U
34 Benzo(g,h,i)perylene	UG/KG	360 U	51 J	120 J	360 U	410 U
35 Butylbenzylphthalate	UG/KG	360 U	410 U	400 U	360 U	410 U

SVOCs

			54298 PHASE 1 SOIL 273574 SB25-13-04 SA 8	54298 PHASE 1 SOIL 273893 SB25-14-00 SA 21	54298 PHASE 1 SOIL 273894 SB25-14-01 SA 17	54298 PHASE 1 SOIL 273895 SB25-14-02 SA 10	54298 PHASE 1 SOIL 274890 SB25-15-00 SA 20
	PARAMETER	UNIT	VALUE Q	VALUE Q	VALUE Q	VALUE Q	VALUE Q
36	Carbazole	UG/KG	360 U	410 U	400 U	360 U	410 U
37	Chrysene	UG/KG	360 U	45 J	400 U	360 U	410 U
38	Di-n-butylphthalate	UG/KG	64 BJ	410 U	69 BJ	62 BJ	410 U
39	Di-n-oprylphthalate	UG/KG	360 U	410 U	400 U	360 U	410 U
40	Dibenz(a,h)anthracene	UG/KG	360 U	410 U	400 U	360 U	410 U
41	Dibenzofuran	UG/KG	360 U	410 U	400 U	360 U	410 U
42	Diethylphthalate	UG/KG	360 U	410 U	400 U	360 U	410 U
43	Dimethylphthalate	UG/KG	360 U	410 U	400 U	360 U	410 U
44	Fluoranthene	UG/KG	360 U	79 J	400 U	360 U	66 J
45	Fluorene	UG/KG	360 U	410 U	400 U	360 U	410 U
46	Hexachlorobenzene	UG/KG	360 U	410 U	400 U	360 U	410 U
47	Hexachlorobutadiene	UG/KG	360 U	410 U	400 U	360 U	410 U
48	Hexachlorocyclopentadiene	UG/KG	360 U	410 U	400 U	360 U	410 U
49	Hexachloroethane	UG/KG	360 U	410 U	400 U	360 U	410 U
50	Indeno(1,2,3-cd)pyrene	UG/KG	360 U	410 U	400 U	360 U	410 U
51	Isophorone	UG/KG	360 U	410 U	400 U	360 U	410 U
52	N-Nitroso-di-n-ctopylamine	UG/KG	360 U	410 U	400 U	360 U	410 U
53	N-Nitrosodiphenylamine (1)	UG/KG	360 U	410 U	400 U	360 U	410 U
54	Naphthalene	UG/KG	360 U	410 U	400 U	360 U	410 U
55	Nitrobenzene	UG/KG	360 U	410 U	400 U	360 U	410 U
56	Pentachlorophenol	UG/KG	870 U	1000 U	960 U	880 U	990 U
57	Phenanthrene	UG/KG	360 U	54 J	400 U	360 U	410 U
58	Phenol	UG/KG	360 U	410 U	400 U	360 U	410 U
59	Pyrene	UG/KG	360 U	70 J	400 U	360 U	59 J
60	benzo(k)fluoranthene	UG/KG	360 U	410 U	400 U	360 U	410 U
61	bis(2-Chloroethoxy) methane	UG/KG	360 U	410 U	400 U	360 U	410 U
62	bis(2-Chloroethyl) ether	UG/KG	360 U	410 U	400 U	360 U	410 U
63	bis(2-Chloroisooctopyl) ether	UG/KG	360 U	410 U	400 U	360 U	410 U
64	bis(2-Ethylhexyl)phthalate	UG/KG	190 J	120 J	360 J	360 U	57 J

SVOCs

		54298 PHASE 1 SOIL 274891 SB25-15-01 SA 15	54298 PHASE 1 SOIL 274892 SB25-15-02 SA 11	54298 PHASE 1 SOIL 275515 SD25-3 SA 25	54298 PHASE 1 SOIL 275517 SD25-30 SA 25	54298 PHASE 1 SOIL 273575 SD25-7 SA 63
PARAMETER	UNIT	VALUE Q	VALUE Q	VALUE Q	VALUE Q	VALUE Q
1 1,2,4-Trichlorobenzene	UG/KG	380 U	370 U	440 U	440 U	8900 U
2 1,2-Dichlorobenzene	UG/KG	380 U	370 U	440 U	440 U	8900 U
3 1,3-Dichlorobenzene	UG/KG	380 U	370 U	440 U	440 U	8900 U
4 1,4-Dichlorobenzene	UG/KG	380 U	370 U	440 U	440 U	8900 U
5 2,4,5-Trichlorophenol	UG/KG	930 U	900 U	1100 U	1100 U	22000 U
6 2,4,6-Trichlorophenol	UG/KG	380 U	370 U	440 U	440 U	8900 U
7 2,4-Dichlorophenol	UG/KG	380 U	370 U	440 U	440 U	8900 U
8 2,4-Dimethylphenol	UG/KG	380 U	370 U	440 U	440 U	8900 U
9 2,4-Dinitrophenol	UG/KG	930 U	900 U	1100 U	1100 U	22000 U
10 2,4-Dinitrotoluene	UG/KG	380 U	370 U	440 U	440 U	8900 U
11 2,6-Dinitrotoluene	UG/KG	380 U	370 U	440 U	440 U	8900 U
12 2-Chloronaphthalene	UG/KG	380 U	370 U	440 U	440 U	8900 U
13 2-Chlorophenol	UG/KG	380 U	370 U	440 U	440 U	8900 U
14 2-Methylnaphthalene	UG/KG	380 U	370 U	440 U	440 U	8900 U
15 2-Methylphenol	UG/KG	380 U	370 U	440 U	440 U	8900 U
16 2-Nitroaniline	UG/KG	930 U	900 U	1100 U	1100 U	22000 U
17 2-Nitrophenol	UG/KG	380 U	370 U	440 U	440 U	8900 U
18 3,3'-Dichlorobenzidine	UG/KG	380 U	370 U	440 U	440 U	8900 U
19 3-Nitroaniline	UG/KG	930 U	900 U	1100 U	1100 U	22000 U
20 4,6-Dinitro-2-methylphenol	UG/KG	930 U	900 U	1100 U	1100 U	22000 U
21 4-Bromophenyl-phenylether	UG/KG	380 U	370 U	440 U	440 U	8900 U
22 4-Chloro-3-methylphenol	UG/KG	380 U	370 U	440 U	440 U	8900 U
23 4-Chloroaniline	UG/KG	380 U	370 U	440 U	440 U	8900 U
24 4-Chlorophenyl-phenylether	UG/KG	380 U	370 U	440 U	440 U	8900 U
25 4-Methylphenol	UG/KG	380 U	370 U	440 U	440 U	8900 U
26 4-Nitroaniline	UG/KG	930 U	900 U	1100 U	1100 U	22000 U
27 4-Nitrophenol	UG/KG	930 U	900 U	1100 U	1100 U	22000 U
28 Acenaphthene	UG/KG	380 U	370 U	440 U	440 U	1100 J
29 Acenaphthylene	UG/KG	380 U	370 U	440 U	440 U	2100 J
30 Anthracene	UG/KG	380 U	370 U	47 J	44 J	3700 J
31 Benzo(a)anthracene	UG/KG	380 U	370 U	220 J	210 J	8500 J
32 Benzo(a)pyrene	UG/KG	380 U	370 U	300 J	270 J	12000
33 Benzo(b)fluoranthene	UG/KG	380 U	370 U	240 J	220 J	25000
34 Benzo(g,h,i)perylene	UG/KG	380 U	370 U	260 J	240 J	11000
35 Butylbenzylphthalate	UG/KG	380 U	370 U	440 U	440 U	8900 U

SVOCs

			54298 PHASE 1 SOIL 274891 SB25-15-01 SA 15	54298 PHASE 1 SOIL 274892 SB25-15-02 SA 11	54298 PHASE 1 SOIL 275515 SD25-3 SA 25	54298 PHASE 1 SOIL 275517 SD25-30 SA 25	54298 PHASE 1 SOIL 273575 SD25-7 SA 63
	PARAMETER	UNIT	VALUE Q	VALUE Q	VALUE Q	VALUE Q	VALUE Q
36	Carbazole	UG/KG	380 U	370 U	440 U	440 U	8900 U
37	Chrysene	UG/KG	380 U	370 U	370 J	330 J	11000
38	Di-n-butylphthalate	UG/KG	380 U	370 U	440 U	440 U	8900 U
39	Di-n-opylphthalate	UG/KG	380 U	370 U	440 U	440 U	8900 U
40	Dibenz(a,h)anthracene	UG/KG	380 U	370 U	120 J	97 J	5900 J
41	Dibenzofuran	UG/KG	380 U	370 U	440 U	440 U	8900 U
42	Diethylphthalate	UG/KG	380 U	370 U	440 U	440 U	8900 U
43	Dimethylphthalate	UG/KG	380 U	370 U	440 U	440 U	8900 U
44	Fluoranthene	UG/KG	380 U	370 U	610	560	21000
45	Fluorene	UG/KG	380 U	370 U	440 U	440 U	8900 U
46	Hexachlorobenzene	UG/KG	380 U	370 U	440 U	440 U	8900 U
47	Hexachlorobutadiene	UG/KG	380 U	370 U	440 U	440 U	8900 U
48	Hexachlorocyclopentadiene	UG/KG	380 U	370 U	440 U	440 U	8900 U
49	Hexachloroethane	UG/KG	380 U	370 U	440 U	440 U	8900 U
50	Indeno(1,2,3-cd)pyrene	UG/KG	380 U	370 U	240 J	200 J	9200
51	Isophorone	UG/KG	380 U	370 U	440 U	440 U	8900 U
52	N-Nitroso-di-n-ctopylamine	UG/KG	380 U	370 U	440 U	440 U	8900 U
53	N-Nitrosodiphenylamine (1)	UG/KG	380 U	370 U	440 U	440 U	8900 U
54	Naphthalene	UG/KG	380 U	370 U	440 U	440 U	8900 U
55	Nitrobenzene	UG/KG	380 U	370 U	440 U	440 U	8900 U
56	Pentachlorophenol	UG/KG	930 U	900 U	1100 U	1100 U	22000 U
57	Phenanthrene	UG/KG	380 U	370 U	310 J	280 J	8300 J
58	Phenol	UG/KG	380 U	370 U	440 U	440 U	8900 U
59	Pyrene	UG/KG	380 U	370 U	520	500	14000
60	benzo(k)fluoranthene	UG/KG	380 U	370 U	400 J	300 J	8900 U
61	bis(2-Chloroethoxy) methane	UG/KG	380 U	370 U	440 U	440 U	8900 U
62	bis(2-Chloroethyl) ether	UG/KG	380 U	370 U	440 U	440 U	8900 U
63	bis(2-Chloroisooctopyl) ether	UG/KG	380 U	370 U	440 U	440 U	8900 U
64	bis(2-Ethylhexyl)phthalate	UG/KG	89 J	63 J	440 U	440 U	3900 J

SVOCs

	54298	54298	
	PHASE 1	PHASE 1	
	SOIL	SOIL	
	273576	273577	
	SD25-8	SD25-9	
	SA	SA	
	73	76	
PARAMETER	UNIT	VALUE Q	VALUE Q
1 1,2,4-Trichlorobenzene	UG/KG	3500 U	1700 U
2 1,2-Dichlorobenzene	UG/KG	3500 U	1700 U
3 1,3-Dichlorobenzene	UG/KG	3500 U	1700 U
4 1,4-Dichlorobenzene	UG/KG	3500 U	1700 U
5 2,4,5-Trichlorophenol	UG/KG	8400 U	4200 U
6 2,4,6-Trichlorophenol	UG/KG	3500 U	1700 U
7 2,4-Dichlorophenol	UG/KG	3500 U	1700 U
8 2,4-Dimethylphenol	UG/KG	3500 U	1700 U
9 2,4-Dinitrophenol	UG/KG	8400 U	4200 U
10 2,4-Dinitrotoluene	UG/KG	3500 U	1700 U
11 2,6-Dinitrotoluene	UG/KG	3500 U	1700 U
12 2-Chloronaphthalene	UG/KG	3500 U	1700 U
13 2-Chlorophenol	UG/KG	3500 U	1700 U
14 2-Methylnaphthalene	UG/KG	3500 U	190 J
15 2-Methylphenol	UG/KG	3500 U	1700 U
16 2-Nitroaniline	UG/KG	8400 U	4200 U
17 2-Nitrophenol	UG/KG	3500 U	1700 U
18 3,3'-Dichlorobenzidine	UG/KG	3500 U	1700 U
19 3-Nitroaniline	UG/KG	8400 U	4200 U
20 4,6-Dinitro-2-methylphenol	UG/KG	8400 U	4200 U
21 4-Bromophenyl-phenylether	UG/KG	3500 U	1700 U
22 4-Chloro-3-methylphenol	UG/KG	3500 U	1700 U
23 4-Chloroaniline	UG/KG	3500 U	1700 U
24 4-Chlorophenyl-phenylether	UG/KG	3500 U	1700 U
25 4-Methylphenol	UG/KG	3500 U	1700 U
26 4-Nitroaniline	UG/KG	8400 U	4200 U
27 4-Nitrophenol	UG/KG	8400 U	4200 U
28 Acenaphthene	UG/KG	610 J	260 J
29 Acenaphthylene	UG/KG	3500	2100
30 Anthracene	UG/KG	3700	2500
31 Benzo(a)anthracene	UG/KG	9000	4500
32 Benzo(a)pyrene	UG/KG	13000	6600
33 Benzo(b)fluoranthene	UG/KG	21000	13000
34 Benzo(g,h,i)perylene	UG/KG	19000	7300
35 Butylbenzylphthalate	UG/KG	3500 U	1700 U

SVOCs

54298	54298
PHASE 1	PHASE 1
SOIL	SOIL
273576	273577
SD25-8	SD25-9
SA	SA
73	76

	PARAMETER	UNIT	VALUE	Q	VALUE	Q
36	Carbazole	UG/KG	1400	J	1000	J
37	Chrysene	UG/KG	11000		5700	
38	Di-n-butylphthalate	UG/KG	3500	U	1700	U
39	Di-n-oprylphthalate	UG/KG	3500	U	1700	U
40	Dibenz(a,h)anthracene	UG/KG	7100		2900	
41	Dibenzofuran	UG/KG	540	J	180	J
42	Diethylphthalate	UG/KG	3500	U	1700	U
43	Dimethylphthalate	UG/KG	3500	U	1700	U
44	Fluoranthene	UG/KG	14000		8200	
45	Fluorene	UG/KG	1300	J	550	J
46	Hexachlorobenzene	UG/KG	3500	U	1700	U
47	Hexachlorobutadiene	UG/KG	3500	U	1700	U
48	Hexachlorocyclopentadiene	UG/KG	3500	U	1700	U
49	Hexachloroethane	UG/KG	3500	U	1700	U
50	Indeno(1,2,3-cd)pyrene	UG/KG	14000		6900	
51	Isophorone	UG/KG	3500	U	1700	U
52	N-Nitroso-di-n-ctopylamine	UG/KG	3500	U	1700	U
53	N-Nitrosodiphenylamine (1)	UG/KG	3500	U	1700	U
54	Naphthalene	UG/KG	440	J	200	J
55	Nitrobenzene	UG/KG	3500	U	1700	U
56	Pentachlorophenol	UG/KG	8400	U	4200	U
57	Phenanthrene	UG/KG	5900		2600	
58	Phenol	UG/KG	3500	U	1700	U
59	Pyrene	UG/KG	18000		9000	
60	benzo(k)fluoranthene	UG/KG	3500	U	1700	U
61	bis(2-Chloroethoxy) methane	UG/KG	3500	U	1700	U
62	bis(2-Chloroethyl) ether	UG/KG	3500	U	1700	U
63	bis(2-Chloroisooctopyl) ether	UG/KG	3500	U	1700	U
64	bis(2-Ethylhexyl)phthalate	UG/KG	5100		2400	

PESTICIDES

54298
 PHASE 1
 WATER
 275516
 SD25-3R
 SA

	PARAMETER	UNIT	VALUE	Q
1	4,4'-DDD	UG/L	0.11	U
2	4,4'-DDE	UG/L	0.11	U
3	4,4'-DDT	UG/L	0.11	U
4	Aldrin	UG/L	0.054	U
5	Aroclor-1016	UG/L	1.1	U
6	Aroclor-1221	UG/L	2.1	U
7	Aroclor-1232	UG/L	1.1	U
8	Aroclor-1242	UG/L	1.1	U
9	Aroclor-1248	UG/L	1.1	U
10	Aroclor-1254	UG/L	1.1	U
11	Aroclor-1260	UG/L	1.1	U
12	Dieldrin	UG/L	0.11	U
13	Endosulfan I	UG/L	0.054	U
14	Endosulfan II	UG/L	0.11	U
15	Endosulfan sulfate	UG/L	0.11	U
16	Endrin	UG/L	0.11	U
17	Endrin aldehyde	UG/L	0.11	U
18	Endrin ketone	UG/L	0.11	U
19	Heptachlor	UG/L	0.054	U
20	Heptachlor epoxide	UG/L	0.054	U
21	Methoxychlor	UG/L	0.54	U
22	Toxaphene	UG/L	5.4	U
23	alpha-BHC	UG/L	0.054	U
24	alpha-Chlordane	UG/L	0.054	U
25	beta-BHC	UG/L	0.054	U
26	delta-BHC	UG/L	0.054	U
27	gamma-BHC (Lindane)	UG/L	0.054	U
28	gamma-Chlordane	UG/L	0.054	U

PESTICIDES

		54298 PHASE 1 SOIL 274887 SB25-11-00MS MS 23	54298 PHASE 1 SOIL 275486 MSBF5 MSB	54298 PHASE 1 SOIL 274887 SB25-11-00MSD MSD 23	54298 PHASE 1 SOIL 274887 SB25-11-00 SA 23	54298 PHASE 1 SOIL 274888 SB25-11-02 SA 15
	PARAMETER	UNIT	VALUE Q	VALUE Q	VALUE Q	VALUE Q
1	4,4'-DDD	UG/KG	4.3 U	3.3 U	4.3 U	3.9 U
2	4,4'-DDE	UG/KG	2.9 JP	1.7 J	2.3 JP	3.9 U
3	4,4'-DDT	UG/KG	38	31	28	3.9 U
4	Aldrin	UG/KG	20	16	15	2 U
5	Aroclor-1016	UG/KG	43 U	33 U	43 U	39 U
6	Aroclor-1221	UG/KG	87 U	67 U	87 U	79 U
7	Aroclor-1232	UG/KG	43 U	33 U	43 U	39 U
8	Aroclor-1242	UG/KG	43 U	33 U	43 U	39 U
9	Aroclor-1248	UG/KG	43 U	33 U	43 U	39 U
10	Aroclor-1254	UG/KG	43 U	33 U	43 U	39 U
11	Aroclor-1260	UG/KG	43 U	33 U	43 U	39 U
12	Dieldrin	UG/KG	39	33	30	3.9 U
13	Endosulfan I	UG/KG	1.7 J	1.7 U	1.5 JP	2 U
14	Endosulfan II	UG/KG	4.3 U	3.3 U	4.3 U	3.9 U
15	Endosulfan sulfate	UG/KG	4.3 U	3.3 U	4.3 U	3.9 U
16	Endrin	UG/KG	40	33	32	3.9 U
17	Endrin aldehyde	UG/KG	4.3 U	3.3 U	4.3 U	3.9 U
18	Endrin ketone	UG/KG	4.3 U	3.3 U	4.3 U	3.9 U
19	Heptachlor	UG/KG	19	16	15	2 U
20	Heptachlor epoxide	UG/KG	2.2 U	1.7 U	2.2 U	2 U
21	Methoxychlor	UG/KG	22 U	17 U	22 U	20 U
22	Toxaphene	UG/KG	220 U	170 U	220 U	200 U
23	alpha-BHC	UG/KG	2.2 U	1.7 U	2.2 U	2 U
24	alpha-Chlordane	UG/KG	2.2 U	1.7 U	2.2 U	2 U
25	beta-BHC	UG/KG	2.2 U	1.7 U	2.2 U	2 U
26	delta-BHC	UG/KG	2.2 U	1.7 U	2.2 U	2 U
27	gamma-BHC (Lindane)	UG/KG	16	13	12	2 U
28	gamma-Chlordane	UG/KG	2.2 U	1.7 U	2.2 U	2 U

PESTICIDES

	54298		54298		54298		54298		54298	
	PHASE 1	SOIL	PHASE 1	SOIL	PHASE 1	SOIL	PHASE 1	SOIL	PHASE 1	SOIL
	274889	274889	274878	274878	274879	274879	274880	274880	273572	273572
	SB25-11-03	SB25-11-03	SB25-12-00	SB25-12-00	SB25-12-02	SB25-12-02	SB25-12-03	SB25-12-03	SB25-13-00	SB25-13-00
	SA	SA	SA	SA	SA	SA	SA	SA	SA	SA
	10	10	21	21	10	10	10	10	23	23
	PARAMETER	UNIT	VALUE	Q	VALUE	Q	VALUE	Q	VALUE	Q
1	4,4'-DDD	UG/KG	3.6	U	4.2	U	3.7	U	3.6	U
2	4,4'-DDE	UG/KG	3.6	U	4.2	U	3.7	U	3.6	U
3	4,4'-DDT	UG/KG	3.6	U	4.2	U	3.7	U	3.6	U
4	Aldrin	UG/KG	1.9	U	2.2	U	1.9	U	1.9	U
5	Aroclor-1016	UG/KG	36	U	42	U	37	U	36	U
6	Aroclor-1221	UG/KG	74	U	85	U	74	U	74	U
7	Aroclor-1232	UG/KG	36	U	42	U	37	U	36	U
8	Aroclor-1242	UG/KG	36	U	42	U	37	U	36	U
9	Aroclor-1248	UG/KG	36	U	42	U	37	U	36	U
10	Aroclor-1254	UG/KG	36	U	42	U	37	U	36	U
11	Aroclor-1260	UG/KG	36	U	42	U	37	U	36	U
12	Dieldrin	UG/KG	3.6	U	4.2	U	3.7	U	3.6	U
13	Endosulfan I	UG/KG	1.9	U	2.2	U	1.9	U	1.9	U
14	Endosulfan II	UG/KG	3.6	U	4.2	U	3.7	U	3.6	U
15	Endosulfan sulfate	UG/KG	3.6	U	4.2	U	3.7	U	3.6	U
16	Endrin	UG/KG	3.6	U	4.2	U	3.7	U	3.6	U
17	Endrin aldehyde	UG/KG	3.6	U	2.3	JP	3.7	U	3.6	U
18	Endrin ketone	UG/KG	3.6	U	4.2	U	3.7	U	3.6	U
19	Heptachlor	UG/KG	1.9	U	2.2	U	1.9	U	1.9	U
20	Heptachlor epoxide	UG/KG	1.9	U	2.2	U	1.9	U	1.9	U
21	Methoxychlor	UG/KG	19	U	22	U	19	U	19	U
22	Toxaphene	UG/KG	190	U	220	U	190	U	190	U
23	alpha-BHC	UG/KG	1.9	U	2.2	U	1.9	U	1.9	U
24	alpha-Chlordane	UG/KG	1.9	U	2.2	U	1.9	U	1.9	U
25	beta-BHC	UG/KG	1.9	U	2.2	U	1.9	U	1.9	U
26	delta-BHC	UG/KG	1.9	U	2.2	U	1.9	U	1.9	U
27	gamma-BHC (Lindane)	UG/KG	1.9	U	2.2	U	1.9	U	1.9	U
28	gamma-Chlordane	UG/KG	1.9	U	2.2	U	1.9	U	1.9	U

PESTICIDES

		54298	54298	54298	54298	54298
		PHASE 1	PHASE 1	PHASE 1	PHASE 1	PHASE 1
		SOIL	SOIL	SOIL	SOIL	SOIL
		273573	273574	273893	273894	273895
		SB25-13-02	SB25-13-04	SB25-14-00	SB25-14-01	SB25-14-02
		SA	SA	SA	SA	SA
		8	8	21	17	10
	PARAMETER UNIT	VALUE Q	VALUE Q	VALUE Q	VALUE Q	VALUE Q
1	4,4'-DDD UG/KG	3.6 U	3.5 U	4.1 U	3.9 U	3.6 U
2	4,4'-DDE UG/KG	3.6 U	3.5 U	4.1 U	3.9 U	3.6 U
3	4,4'-DDT UG/KG	3.6 U	3.5 U	4.1 U	3.9 U	3.6 U
4	Aldrin UG/KG	1.8 U	1.8 U	2.1 U	2 U	1.9 U
5	Aroclor-1016 UG/KG	36 U	35 U	41 U	39 U	36 U
6	Aroclor-1221 UG/KG	72 U	72 U	83 U	80 U	74 U
7	Aroclor-1232 UG/KG	36 U	35 U	41 U	39 U	36 U
8	Aroclor-1242 UG/KG	36 U	35 U	41 U	39 U	36 U
9	Aroclor-1248 UG/KG	36 U	35 U	41 U	39 U	36 U
10	Aroclor-1254 UG/KG	36 U	35 U	41 U	39 U	36 U
11	Aroclor-1260 UG/KG	36 U	35 U	41 U	39 U	36 U
12	Dieldrin UG/KG	3.6 U	3.5 U	4.1 U	3.9 U	3.6 U
13	Endosulfan I UG/KG	1.8 U	1.8 U	2.1 U	2 U	1.9 U
14	Endosulfan II UG/KG	3.6 U	3.5 U	4.1 U	3.9 U	3.6 U
15	Endosulfan sulfate UG/KG	3.6 U	3.5 U	4.1 U	3.9 U	3.6 U
16	Endrin UG/KG	3.6 U	3.5 U	4.1 U	3.9 U	3.6 U
17	Endrin aldehyde UG/KG	3.6 U	3.5 U	4.1 U	3.9 U	3.6 U
18	Endrin ketone UG/KG	3.6 U	3.5 U	4.1 U	3.9 U	3.6 U
19	Heptachlor UG/KG	1.8 U	1.8 U	2.1 U	2 U	1.9 U
20	Heptachlor epoxide UG/KG	1.8 U	1.8 U	2.1 U	2 U	1.9 U
21	Methoxychlor UG/KG	18 U	18 U	21 U	20 U	19 U
22	Toxaphene UG/KG	180 U	180 U	210 U	200 U	190 U
23	alpha-BHC UG/KG	1.8 U	1.8 U	2.1 U	2 U	1.9 U
24	alpha-Chlordane UG/KG	1.8 U	1.8 U	2.1 U	2 U	1.9 U
25	beta-BHC UG/KG	1.8 U	1.8 U	2.1 U	2 U	1.9 U
26	delta-BHC UG/KG	1.8 U	1.8 U	2.1 U	2 U	1.9 U
27	gamma-BHC (Lindane) UG/KG	1.8 U	1.8 U	2.1 U	2 U	1.9 U
28	gamma-Chlordane UG/KG	1.8 U	1.8 U	2.1 U	2 U	1.9 U

PESTICIDES

		54298 PHASE 1 SOIL 274890 SB25-15-00 SA 20	54298 PHASE 1 SOIL 274891 SB25-15-01 SA 15	54298 PHASE I SOIL 274892 SB25-15-02 SA 11	54298 PHASE 1 SOIL 275515 SD25-3 SA 25	54298 PHASE 1 SOIL 275517 SD25-30 SA 25
	PARAMETER	UNIT	VALUE Q	VALUE Q	VALUE Q	VALUE Q
1	4,4'-DDD	UG/KG	4.1 U	3.9 U	3.7 U	4.4 U
2	4,4'-DDE	UG/KG	4.1 U	3.9 U	3.7 U	3 JP
3	4,4'-DDT	UG/KG	4.1 U	3.9 U	3.7 U	4.2 J
4	Aldrin	UG/KG	2.1 U	2 U	1.9 U	2.2 U
5	Aroclor-1016	UG/KG	41 U	39 U	37 U	44 U
6	Aroclor-1221	UG/KG	83 U	79 U	75 U	88 U
7	Aroclor-1232	UG/KG	41 U	39 U	37 U	44 U
8	Aroclor-1242	UG/KG	41 U	39 U	37 U	44 U
9	Aroclor-1248	UG/KG	41 U	39 U	37 U	44 U
10	Aroclor-1254	UG/KG	41 U	39 U	37 U	44 U
11	Aroclor-1260	UG/KG	41 U	39 U	37 U	44 U
12	Dieldrin	UG/KG	4.1 U	3.9 U	3.7 U	4.4 U
13	Endosulfan I	UG/KG	2.1 U	2 U	1.9 U	2.2 U
14	Endosulfan II	UG/KG	4.1 U	3.9 U	3.7 U	4.4 U
15	Endosulfan sulfate	UG/KG	4.1 U	3.9 U	3.7 U	4.4 U
16	Endrin	UG/KG	4.1 U	3.9 U	3.7 U	4.4 U
17	Endrin aldehyde	UG/KG	3.2 JP	3.9 U	3.7 U	4.4 U
18	Endrin ketone	UG/KG	4.1 U	3.9 U	3.7 U	4.4 U
19	Heptachlor	UG/KG	2.1 U	2 U	1.9 U	2.2 U
20	Heptachlor epoxide	UG/KG	2.1 U	2 U	1.9 U	2.2 U
21	Methoxychlor	UG/KG	21 U	20 U	19 U	22 U
22	Toxaphene	UG/KG	210 U	200 U	190 U	220 U
23	alpha-BHC	UG/KG	2.1 U	2 U	1.9 U	2.2 U
24	alpha-Chlordane	UG/KG	2.1 U	2 U	1.9 U	2.2 U
25	beta-BHC	UG/KG	2.1 U	2 U	1.9 U	2.2 U
26	delta-BHC	UG/KG	2.1 U	2 U	1.9 U	2.2 U
27	gamma-BHC (Lindane)	UG/KG	2.1 U	2 U	1.9 U	2.2 U
28	gamma-Chlordane	UG/KG	2.1 U	2 U	1.9 U	2.2 U

PESTICIDES

		54298	54298	54298	
		PHASE 1	PHASE 1	PHASE 1	
		SOIL	SOIL	SOIL	
		273575	273576	273577	
		SD25-7	SD25-8	SD25-9	
		SA	SA	SA	
		63	73	76	
	PARAMETER	UNIT	VALUE Q	VALUE Q	VALUE Q
1	4,4'-DDD	UG/KG	550	480	300
2	4,4'-DDE	UG/KG	45 JP	120 U	140 U
3	4,4'-DDT	UG/KG	93	120 U	140 U
4	Aldrin	UG/KG	46 U	63 U	71 U
5	Aroclor-1016	UG/KG	890 U	1200 U	1400 U
6	Aroclor-1221	UG/KG	1800 U	2500 U	2800 U
7	Aroclor-1232	UG/KG	890 U	1200 U	1400 U
8	Aroclor-1242	UG/KG	890 U	1200 U	1400 U
9	Aroclor-1248	UG/KG	890 U	1200 U	1400 U
10	Aroclor-1254	UG/KG	890 U	1200 U	1400 U
11	Aroclor-1260	UG/KG	890 U	1200 U	1400 U
12	Dieldrin	UG/KG	89 U	120 U	140 U
13	Endosulfan I	UG/KG	46 U	63 U	71 U
14	Endosulfan II	UG/KG	89 U	120 U	140 U
15	Endosulfan sulfate	UG/KG	89 U	120 U	140 U
16	Endrin	UG/KG	89 U	120 U	140 U
17	Endrin aldehyde	UG/KG	89 U	120 U	140 U
18	Endrin ketone	UG/KG	52 JP	120 U	140 U
19	Heptachlor	UG/KG	46 U	63 U	71 U
20	Heptachlor epoxide	UG/KG	46 U	63 U	71 U
21	Methoxychlor	UG/KG	460 U	630 U	710 U
22	Toxaphene	UG/KG	4600 U	6300 U	7100 U
23	alpha-BHC	UG/KG	46 U	63 U	71 U
24	alpha-Chlordane	UG/KG	56	45 JP	64 J
25	beta-BHC	UG/KG	46 U	63 U	71 U
26	delta-BHC	UG/KG	46 U	63 U	71 U
27	gamma-BHC (Lindane)	UG/KG	46 U	63 U	71 U
28	gamma-Chlordane	UG/KG	62	50 JP	69 J

METALS

54298
 PHASE 1
 WATER
 275516
 SD25-3R
 SA

	PARAMETER	UNIT	0 VALUE Q
1	Aluminium	UG/L	16.2 B
2	Antimony	UG/L	2.2 U
3	Arsenic	UG/L	2.1 U
4	Barium	UG/L	3.4 U
5	Beryllium	UG/L	0.2 U
6	Cadmium	UG/L	0.3 U
7	Calcium	UG/L	86.8 U
8	Chromium	UG/L	0.65 B
9	Cobalt	UG/L	1 U
10	Copper	UG/L	3.7 B
11	Cyanide	UG/L	5 U
12	Iron	UG/L	23.1 B
13	Lead	UG/L	1.5 U
14	Magnesium	UG/L	92.3 U
15	Manganese	UG/L	0.4 U
16	Mercury	UG/L	0.02 U
17	Nickel	UG/L	13.3 B
18	Potassium	UG/L	105 U
19	Selenium	UG/L	3.7 U
20	Silver	UG/L	0.8 U
21	Sodium	UG/L	200 U
22	Thallium	UG/L	3 U
23	Vanadium	UG/L	1.1 U
24	Zinc	UG/L	19.3 B

METALS

		54298 PHASE 1 SOIL 274887 SB25-11-00 SA	54298 PHASE 1 SOIL 274888 SB25-11-02 SA	54298 PHASE 1 SOIL 274889 SB25-11-03 SA	54298 PHASE 1 SOIL 274878 SB25-12-00 SA	54298 PHASE 1 SOIL 274879 SB25-12-02 SA
		77.2 VALUE Q	85.5 VALUE Q	89.6 VALUE Q	79.4 VALUE Q	90.4 VALUE Q
PARAMETER	UNIT					
1 Aluminium	MG/K	21900	16900	14900	17100	9510
2 Antimony	MG/K	1.2 B	0.59 B	0.52 B	0.64 B	0.5 B
3 Arsenic	MG/K	6.5	7.5	5.9	5.8	4
4 Barium	MG/K	97.5	99.8	73	101	72.2
5 Beryllium	MG/K	0.8 B	0.8 B	0.66 B	0.8 B	0.45 B
6 Cadmium	MG/K	0.07 U	0.05 U	0.07 U	0.07 U	0.06 U
7 Calcium	MG/K	9790 *	7080 *	61900 *	2840 *	104000 *
8 Chromium	MG/K	26	23.5	22.1	22.6	14.7
9 Cobalt	MG/K	9.7	13.7	10.4	11.6	7.4
10 Copper	MG/K	19.3	31.8	20.1	17.7	17.4
11 Cyanide	MG/K	0.53 U	0.58 U	0.51 U	0.67 U	0.48 U
12 Iron	MG/K	24200	30100	25200	25600	18100
13 Lead	MG/K	34.5	20.7	11.9	29.6	6.5
14 Magnesium	MG/K	4620	5590	13000	4100	17600
15 Manganese	MG/K	573	950	428	859	415
16 Mercury	MG/K	0.13	0.05	0.08 B	0.08	0.02 B
17 Nickel	MG/K	25.3	39.2	30.4	25.4	22.8
18 Potassium	MG/K	2660 E	1930 E	2740 E	1620 E	1780 E
19 Selenium	MG/K	1.1 B	0.6 U	0.83 U	0.85 U	0.79 U
20 Silver	MG/K	0.19 U	0.13 U	0.18 U	0.18 U	0.17 U
21 Sodium	MG/K	47.6 U	50.8 B	113 B	45.8 U	104 B
22 Thallium	MG/K	0.77 B	1.1 B	0.67 U	0.69 U	0.64 U
23 Vanadium	MG/K	37.2	29.5	24.4	29	16.6
24 Zinc	MG/K	84.5	96.8	74.1	76.7	49

METALS

		54298 PHASE 1 SOIL 274880 SB25-12-03 SA	54298 PHASE 1 SOIL 273572 SB25-13-00 SA	54298 PHASE 1 SOIL 273573 SB25-13-02 SA	54298 PHASE 1 SOIL 273574 SB25-13-04 SA	54298 PHASE 1 SOIL 273893 SB25-14-00 SA
PARAMETER	UNIT	90.2 VALUE Q	76.8 VALUE Q	91.7 VALUE Q	92.3 VALUE Q	79.4 VALUE Q
1 Aluminium	MG/K	9380	15400	6650	6490	15400
2 Antimony	MG/K	0.58 B	1 B	0.33 U	0.37 U	0.74 B
3 Arsenic	MG/K	5.6	6.2	3.4	4.1	5.2
4 Barium	MG/K	86.5	79.1	46.5	59	72.6
5 Beryllium	MG/K	0.46 B	0.67 B	0.33 B	0.33 B	0.65 B
6 Cadmium	MG/K	0.06 U	0.08 U	0.05 U	0.05 U	0.07 U
7 Calcium	MG/K	79600 *	3300 *	105000 *	92700 *	2790 *
8 Chromium	MG/K	15.2	20.5	10.3	11.1	19.7
9 Cobalt	MG/K	9.8	10	6.7	6.9	8.8
10 Copper	MG/K	24.2	22.6	15.4	16.3	17.4
11 Cyanide	MG/K	0.51 U	0.62 U	0.53 U	0.54 U	0.72 U
12 Iron	MG/K	21000	24100	14000	15300	23700
13 Lead	MG/K	9.2	44.4	4.6	5.1	32.6
14 Magnesium	MG/K	17200	4050	19300	17700	3600
15 Manganese	MG/K	447	412	371	393	495
16 Mercury	MG/K	0.04 B	0.12	0.08 B	0.04 B	0.04 B
17 Nickel	MG/K	25.5	23.9	18	18.6	20.8
18 Potassium	MG/K	1440 E	1240 BE	1350 E	1210 E	1370 E
19 Selenium	MG/K	0.72 U	0.94 U	0.56 U	0.62 U	1.3 N
20 Silver	MG/K	0.16 U	0.2 U	0.12 U	0.13 U	0.18 U
21 Sodium	MG/K	79.2 B	50.6 U	94.7 B	106 B	44.2 U
22 Thallium	MG/K	0.58 U	0.86 B	0.45 U	0.5 U	0.66 U
23 Vanadium	MG/K	16.4	26.2	12.8	11.9	26.7
24 Zinc	MG/K	60.9	74.3	44.6	49	71.1

METALS

		54298 PHASE 1 SOIL 273894 SB25-14-01 SA	54298 PHASE 1 SOIL 273895 SB25-14-02 SA	54298 PHASE 1 SOIL 274890 SB25-15-00 SA	54298 PHASE 1 SOIL 274891 SB25-15-01 SA	54298 PHASE 1 SOIL 274892 SB25-15-02 SA
		83.1 VALUE Q	89.7 VALUE Q	80 VALUE Q	85.4 VALUE Q	88.6 VALUE Q
PARAMETER	UNIT					
1 Aluminium	MG/K	15200	14100	19000	14300	14200
2 Antimony	MG/K	0.89 B	0.52 B	0.82 B	0.49 B	0.66 B
3 Arsenic	MG/K	5.1	5.6	6.1	4.1	5.8
4 Barium	MG/K	76.1	70.6	95.8	76.2	75.8
5 Beryllium	MG/K	0.6 B	0.65 B	0.86 B	0.69 B	0.67 B
6 Cadmium	MG/K	0.06 U	0.05 U	0.05 U	0.06 U	0.07 U
7 Calcium	MG/K	3610 *	60800 *	10900 *	105000 *	58600 *
8 Chromium	MG/K	19.3	19.8	25	20.8	20.6
9 Cobalt	MG/K	10.2	9.3	14.2	8.3	10.3
10 Copper	MG/K	15.5	24.9	19.3	22.2	24.5
11 Cyanide	MG/K	0.56 U	0.53 U	0.53 U	0.46 U	0.5 U
12 Iron	MG/K	22800	24200	30900	21800	24100
13 Lead	MG/K	21.7	9.5	32.6	9	19
14 Magnesium	MG/K	4050	10600	5300	9890	13700
15 Manganese	MG/K	561	408	1250	391	460
16 Mercury	MG/K	0.04 B	0.12	0.1	0.05	0.08 B
17 Nickel	MG/K	21.6	28.6	29.1	28.6	31.3
18 Potassium	MG/K	1210 E	2600 E	1900 E	2500 E	2300 E
19 Selenium	MG/K	0.77 B	0.59 U	1 N	0.75 U	0.8 U
20 Silver	MG/K	0.15 U	0.13 U	0.14 U	0.16 U	0.17 U
21 Sodium	MG/K	38.2 U	78.2 B	50.4 B	118 B	95.8 B
22 Thallium	MG/K	0.57 U	0.85 B	1 B	0.61 U	0.65 U
23 Vanadium	MG/K	25.2	24.7	32.4	24	23.9
24 Zinc	MG/K	74.9	67.5	78.5	60.9	75.7

METALS

		54298 PHASE 1 SOIL 275515 SD25-3 SA	54298 PHASE 1 SOIL 275517 SD25-30 SA	54298 PHASE 1 SOIL 273575 SD25-7 SA	54298 PHASE 1 SOIL 273576 SD25-8 SA	54298 PHASE 1 SOIL 273577 SD25-9 SA
		74.8 VALUE Q	75 VALUE Q	37.1 VALUE Q	26.6 VALUE Q	24.4 VALUE Q
PARAMETER	UNIT					
1	Aluminum	MG/K 15600	MG/K 12100	MG/K 3430	MG/K 9310	MG/K 21900
2	Antimony	MG/K 0.66 B	MG/K 0.57 U	MG/K 0.86 B	MG/K 1.4 U	MG/K 3.4 B
3	Arsenic	MG/K 7.7	MG/K 5.1	MG/K 3 B	MG/K 6.2 B	MG/K 12.2
4	Barium	MG/K 85.7	MG/K 65.3	MG/K 39.3 B	MG/K 77.3 B	MG/K 133 B
5	Beryllium	MG/K 0.8 B	MG/K 0.6 B	MG/K 0.19 B	MG/K 0.51 B	MG/K 1.1 B
6	Cadmium	MG/K 0.05 U	MG/K 0.08 U	MG/K 1.2 B	MG/K 2.5 B	MG/K 2.7 B
7	Calcium	MG/K 16800 *	MG/K 17600 *	MG/K 47100 *	MG/K 106000 *	MG/K 55700 *
8	Chromium	MG/K 24.1	MG/K 18.6	MG/K 27.9	MG/K 39.5	MG/K 59
9	Cobalt	MG/K 15.3	MG/K 8.9	MG/K 3.9	MG/K 8.8	MG/K 26.7
10	Copper	MG/K 35.6	MG/K 24	MG/K 48.2	MG/K 96.6	MG/K 116
11	Cyanide	MG/K 0.59 U	MG/K 0.49 U	MG/K 1.4 U	MG/K 2.2 U	MG/K 2.1 U
12	Iron	MG/K 33200	MG/K 21900	MG/K 8020	MG/K 18000	MG/K 54700
13	Lead	MG/K 24.5	MG/K 20.4	MG/K 175	MG/K 222	MG/K 378
14	Magnesium	MG/K 6490	MG/K 5690	MG/K 5080	MG/K 12100	MG/K 14400
15	Manganese	MG/K 711	MG/K 411	MG/K 129	MG/K 328	MG/K 835
16	Mercury	MG/K 0.12	MG/K 0.05 B	MG/K 0.11 B	MG/K 0.22	MG/K 0.38
17	Nickel	MG/K 40.9	MG/K 27.4	MG/K 12.3 B	MG/K 29.1	MG/K 72.6
18	Potassium	MG/K 1870 E	MG/K 1690 E	MG/K 718 BE	MG/K 2180 BE	MG/K 3270 BE
19	Selenium	MG/K 0.78 B	MG/K 0.96 U	MG/K 1.3 U	MG/K 2.4 U	MG/K 2.9 U
20	Silver	MG/K 0.14 U	MG/K 0.21 U	MG/K 3.4 B	MG/K 6.6	MG/K 10.2
21	Sodium	MG/K 631 B	MG/K 460 B	MG/K 509 B	MG/K 485 B	MG/K 832 B
22	Thallium	MG/K 0.54 U	MG/K 0.78 U	MG/K 1.1 U	MG/K 1.9 U	MG/K 2.4 U
23	Vanadium	MG/K 27.9	MG/K 22.5	MG/K 17.3 B	MG/K 42.3	MG/K 84.6
24	Zinc	MG/K 102	MG/K 88.1	MG/K 141	MG/K 272	MG/K 541

VOCs

		54539 PHASE 1 SOIL 275151 SB26-12-04MS MS 18	54539 PHASE 1 SOIL 275151 SB26-12-04MSD MSD 18	54539 PHASE 1 SOIL 275150 SB26-12-00 SA 11	54539 PHASE 1 SOIL 275151 SB26-12-04 SA 18	54539 PHASE 1 SOIL 275152 SB26-12-08 SA 15
PARAMETER	UNIT	VALUE Q	VALUE Q	VALUE Q	VALUE Q	VALUE Q
1 1,1,1-Trichloroethane	ug/Kg	1500 U	1500 U	11 U	1500 U	12 U
2 1,1,2,2-Tetrachloroethane	ug/Kg	1500 U	1500 U	11 U	1500 U	12 U
3 1,1,2-Trichloroethene	ug/Kg	1500 U	1500 U	11 U	1500 U	12 U
4 1,1-Dichloroethane	ug/Kg	1500 U	1500 U	11 U	1500 U	12 U
5 1,1-Dichloroethene	ug/Kg	6700	6600	11 U	1500 U	12 U
6 1,2-Dichloroethane	ug/Kg	1500 U	1500 U	11 U	1500 U	12 U
7 1,2-Dichloroethene	ug/Kg	1500 U	1500 U	11 U	1500 U	12 U
8 1,2-Dichloroethene (total)	ug/Kg	1500 U	1500 U	11 U	1500 U	12 U
9 2-Butanone	ug/Kg	1500 U	1500 U	11 U	1500 U	2 JB
10 2-Hexanone	ug/Kg	1500 U	1500 U	11 U	1500 U	12 U
11 4-Methyl-2-Pentanone	ug/Kg	1500 U	1500 U	11 U	1500 U	12 U
12 Acetone	ug/Kg	1600 B	1600 B	8 JB	1800 B	8 J
13 Benzene	ug/Kg	7500	7500	11 U	1500 U	12 U
14 Bromodichloromethane	ug/Kg	1500 U	1500 U	11 U	1500 U	12 U
15 Bromoform	ug/Kg	1500 U	1500 U	11 U	1500 U	12 U
16 Bromomethane	ug/Kg	1500 U	1500 U	11 U	1500 U	12 U
17 Carbon Disulfide	ug/Kg	1500 U	1500 U	2 J	1500 U	12 U
18 Carbon Tetrachloride	ug/Kg	1500 U	1500 U	11 U	1500 U	12 U
19 Chlorobenzene	ug/Kg	7800	7600	11 U	1500 U	12 U
20 Chloroethane	ug/Kg	1500 U	1500 U	11 U	1500 U	12 U
21 Chloroform	ug/Kg	1500 U	1500 U	11 U	1500 U	12 U
22 Chloromethane	ug/Kg	1500 U	1500 U	11 U	1500 U	12 U
23 Dibromochloromethane	ug/Kg	1500 U	1500 U	11 U	1500 U	12 U
24 Ethylbenzene	ug/Kg	1500 U	1500 U	11 U	1500 U	12 U
25 Methylene Chloride	ug/Kg	1500 U	1500 U	11 U	1500 U	12 U
26 Styrene	ug/Kg	1500 U	1500 U	11 U	1500 U	12 U
27 Tetrachloroethene	ug/Kg	1500 U	1500 U	11 U	1500 U	12 U
28 Toluene	ug/Kg	7700	7400	11 U	1500 U	12 U
29 Trichloroethene	ug/Kg	7600	7400	11 U	1500 U	12 U
30 Vinyl Chloride	ug/Kg	1500 U	1500 U	11 U	1500 U	12 U
31 Xylene (total)	ug/Kg	1500 U	1500 U	11 U	1500 U	12 U
32 cis-1,3-Dichloroethene	ug/Kg	1500 U	1500 U	11 U	1500 U	12 U
33 trans-1,3-Dichloroethene	ug/Kg	1500 U	1500 U	11 U	1500 U	12 U

VOCs

54539
PHASE 1
SOIL
275153
SD26-10
SA
23

	PARAMETER	UNIT	VALUE	Q
1	1,1,1-Trichloroethane	ug/Kg	1600	U
2	1,1,2,2-Tetrachloroethane	ug/Kg	1600	U
3	1,1,2-Trichloroethene	ug/Kg	1600	U
4	1,1-Dichloroethane	ug/Kg	1600	U
5	1,1-Dichloroethene	ug/Kg	1600	U
6	1,2-Dichlorooctopane	ug/Kg	1600	U
7	1,2-Dichloroethane	ug/Kg	1600	U
8	1,2-Dichloroethene (total)	ug/Kg	1600	U
9	2-Butanone	ug/Kg	1200	J
10	2-Hexanone	ug/Kg	1600	U
11	4-Methyl-2-Pentanone	ug/Kg	1600	U
12	Acetone	ug/Kg	2900	B
13	Benzene	ug/Kg	1600	U
14	Bromodichloromethane	ug/Kg	1600	U
15	Bromoform	ug/Kg	1600	U
16	Bromomethane	ug/Kg	1600	U
17	Carbon Disulfide	ug/Kg	1600	U
18	Carbon Tetrachloride	ug/Kg	1600	U
19	Chlorobenzene	ug/Kg	1600	U
20	Chloroethane	ug/Kg	1600	U
21	Chloroform	ug/Kg	1600	U
22	Chloromethane	ug/Kg	1600	U
23	Dibromochloromethane	ug/Kg	1600	U
24	Ethylbenzene	ug/Kg	310	J
25	Methylene Chloride	ug/Kg	1600	U
26	Styrene	ug/Kg	1600	U
27	Tetrachloroethene	ug/Kg	1600	U
28	Toluene	ug/Kg	1600	U
29	Trichloroethene	ug/Kg	1600	U
30	Vinyl Chloride	ug/Kg	1600	U
31	Xylene (total)	ug/Kg	2400	
32	cis-1,3-Dichlorooctopene	ug/Kg	1600	U
33	trans-1,3-Dichlorooctopene	ug/Kg	1600	U

SVOCs

	54539 PHASE 1 SOIL 275150 SB26-12-00 SA 9	54539 PHASE 1 SOIL 275151 SB26-12-04 SA 16	54539 PHASE 1 SOIL 275152 SB26-12-08 SA 20	54539 PHASE 1 SOIL 275153 SD26-10 SA 17
PARAMETER UNIT	VALUE Q	VALUE Q	VALUE Q	VALUE Q
1 1,2,4-Trichlorobenzene UG/KG	1800 U	1300 U	820 U	98000 U
2 1,2-Dichlorobenzene UG/KG	1800 U	1300 U	820 U	98000 U
3 1,3-Dichlorobenzene UG/KG	1800 U	1300 U	820 U	98000 U
4 1,4-Dichlorobenzene UG/KG	1800 U	1300 U	820 U	98000 U
5 2,4,5-Trichlorophenol UG/KG	4400 U	3200 U	2000 U	240000 U
6 2,4,6-Trichlorophenol UG/KG	1800 U	1300 U	820 U	98000 U
7 2,4-Dichlorophenol UG/KG	1800 U	1300 U	820 U	98000 U
8 2,4-Dimethylphenol UG/KG	1800 U	1300 U	820 U	98000 U
9 2,4-Dinitrophenol UG/KG	4400 U	3200 U	2000 U	240000 U
10 2,4-Dinitrotoluene UG/KG	1800 U	1300 U	820 U	98000 U
11 2,6-Dinitrotoluene UG/KG	1800 U	1300 U	820 U	98000 U
12 2-Chloronaphthalene UG/KG	1800 U	1300 U	820 U	98000 U
13 2-Chlorophenol UG/KG	1800 U	1300 U	820 U	98000 U
14 2-Methylnaphthalene UG/KG	1800 U	2100	820 U	33000 J
15 2-Methylphenol UG/KG	1800 U	1300 U	820 U	98000 U
16 2-Nitroaniline UG/KG	4400 U	3200 U	2000 U	240000 U
17 2-Nitrophenol UG/KG	1800 U	1300 U	820 U	98000 U
18 3,3'-Dichlorobenzidine UG/KG	1800 U	1300 U	820 U	98000 U
19 3-Nitroaniline UG/KG	4400 U	3200 U	2000 U	240000 U
20 4,6-Dinitro-2-methylphenol UG/KG	4400 U	3200 U	2000 U	240000 U
21 4-Bromophenyl-phenylether UG/KG	1800 U	1300 U	820 U	98000 U
22 4-Chloro-3-methylphenol UG/KG	1800 U	1300 U	820 U	98000 U
23 4-Chloroaniline UG/KG	1800 U	1300 U	820 U	98000 U
24 4-Chlorophenyl-phenylether UG/KG	1800 U	1300 U	820 U	98000 U
25 4-Methylphenol UG/KG	1800 U	1300 U	820 U	98000 U
26 4-Nitroaniline UG/KG	4400 U	3200 U	2000 U	240000 U
27 4-Nitrophenol UG/KG	4400 U	3200 U	2000 U	240000 U
28 Acenaphthene UG/KG	1800 U	250 J	820 U	11000 J
29 Acenaphthylene UG/KG	1800 U	1300 U	820 U	98000 U
30 Anthracene UG/KG	1800 U	1300 U	820 U	98000 U
31 Benzo(a)anthracene UG/KG	1800 U	1300 U	820 U	98000 U
32 Benzo(a)pyrene UG/KG	1800 U	1300 U	820 U	98000 U
33 Benzo(b)fluoranthene UG/KG	1800 U	1300 U	820 U	98000 U
34 Benzo(g,h,i)perylene UG/KG	1800 U	1300 U	820 U	98000 U
35 Butylbenzylphthalate UG/KG	1800 U	1300 U	820 U	98000 U

SVOCs

54539
PHASE 1
SOIL
275150
SB26-12-00
SA
9

54539
PHASE 1
SOIL
275151
SB26-12-04
SA
16

54539
PHASE 1
SOIL
275152
SB26-12-08
SA
20

54539
PHASE 1
SOIL
275153
SD26-10
SA
17

	PARAMETER UNIT	VALUE Q	VALUE Q	VALUE Q	VALUE Q
36	Carbazole UG/KG	1800 U	1300 U	820 U	98000 U
37	Chrysene UG/KG	1800 U	1300 U	820 U	98000 U
38	Di-n-butylphthalate UG/KG	1800 U	1300 U	820 U	98000 U
39	Di-n-oprylphthalate UG/KG	1800 U	1300 U	820 U	98000 U
40	Dibenz(a,h)anthracene UG/KG	1800 U	1300 U	820 U	98000 U
41	Dibenzofuran UG/KG	1800 U	1300 U	820 U	98000 U
42	Diethylphthalate UG/KG	1800 U	1300 U	820 U	98000 U
43	Dimethylphthalate UG/KG	1800 U	1300 U	820 U	98000 U
44	Fluoranthene UG/KG	1800 U	1300 U	820 U	98000 U
45	Fluorene UG/KG	1800 U	320 J	820 U	16000 J
46	Hexachlorobenzene UG/KG	1800 U	1300 U	820 U	98000 U
47	Hexachlorobutadiene UG/KG	1800 U	1300 U	820 U	98000 U
48	Hexachlorocyclopentadiene UG/KG	1800 U	1300 U	820 U	98000 U
49	Hexachloroethane UG/KG	1800 U	1300 U	820 U	98000 U
50	Indeno(1,2,3-cd)pyrene UG/KG	1800 U	1300 U	820 U	98000 U
51	Isophorone UG/KG	1800 U	1300 U	820 U	98000 U
52	N-Nitroso-di-n-ctopylamine UG/KG	1800 U	1300 U	820 U	98000 U
53	N-Nitrosodiphenylamine (1) UG/KG	1800 U	1300 U	820 U	98000 U
54	Naphthalene UG/KG	1800 U	1300 U	820 U	98000 U
55	Nitrobenzene UG/KG	1800 U	1300 U	820 U	98000 U
56	Pentachlorophenol UG/KG	4400 U	3200 U	2000 U	240000 U
57	Phenanthrene UG/KG	1800 U	810 J	130 J	30000 J
58	Phenol UG/KG	1800 U	1300 U	820 U	98000 U
59	Pyrene UG/KG	230 J	1300 U	120 J	98000 U
60	benzo(k)fluoranthene UG/KG	1800 U	1300 U	820 U	98000 U
61	bis(2-Chloroethoxy) methane UG/KG	1800 U	1300 U	820 U	98000 U
62	bis(2-Chloroethyl) ether UG/KG	1800 U	1300 U	820 U	98000 U
63	bis(2-Chlorooctopyl) ether UG/KG	1800 U	1300 U	820 U	98000 U
64	bis(2-Ethylhexyl)phthalate UG/KG	1800 U	1300 U	530 J	98000 U

PESTICIDES

		54539	54539	54539
		PHASE 1	PHASE 1	PHASE 1
		SOIL	SOIL	SOIL
		275150	275151	275152
		SB26-12-00	SB26-12-04	SB26-12-08
		SA	SA	SA
		9	16	20
	PARAMETER UNIT	VALUE Q	VALUE Q	VALUE Q
1	4,4'-DDD UG/KG	3.3 J	3.9 U	4.1 U
2	4,4'-DDE UG/KG	2.7 JP	3.9 U	4.1 U
3	4,4'-DDT UG/KG	4.1 P	3.9 U	4.1 U
4	Aldrin UG/KG	1.8 U	2 U	2.1 U
5	Aroclor-1016 UG/KG	36 U	39 U	41 U
6	Aroclor-1221 UG/KG	73 U	79 U	83 U
7	Aroclor-1232 UG/KG	36 U	39 U	41 U
8	Aroclor-1242 UG/KG	36 U	39 U	41 U
9	Aroclor-1248 UG/KG	36 U	39 U	41 U
10	Aroclor-1254 UG/KG	36 U	39 U	41 U
11	Aroclor-1260 UG/KG	36 U	39 U	41 U
12	Dieldrin UG/KG	2.4 J	3.9 U	4.1 U
13	Endosulfan I UG/KG	4.3 P	2 U	2.1 U
14	Endosulfan II UG/KG	19 P	3.9 U	4.1 U
15	Endosulfan sulfate UG/KG	3.6 U	3.9 U	4.1 U
16	Endrin UG/KG	3.6 U	3.9 U	4.1 U
17	Endrin aldehyde UG/KG	12 P	3.9 U	4.1 U
18	Endrin ketone UG/KG	3.9	3.9 U	4.1 U
19	Heptachlor UG/KG	1.8 U	2 U	2.1 U
20	Heptachlor epoxide UG/KG	2.8 P	2 U	2.1 U
21	Methoxychlor UG/KG	18 U	20 U	21 U
22	Toxaphene UG/KG	180 U	200 U	210 U
23	alpha-BHC UG/KG	1.8 U	2 U	2.1 U
24	alpha-Chlordane UG/KG	1.8 U	2 U	2.1 U
25	beta-BHC UG/KG	1.8 U	2 U	2.1 U
26	delta-BHC UG/KG	1.8 U	2 U	2.1 U
27	gamma-BHC (Lindane) UG/KG	1.8 U	2 U	2.1 U
28	gamma-Chlordane UG/KG	1.1 JP	2 U	2.1 U

PESTICIDES

54539
 PHASE 1
 SOIL
 275153
 SD26-10
 SA
 17

	PARAMETER	UNIT	VALUE	Q
1	4,4'-DDD	UG/KG	40	U
2	4,4'-DDE	UG/KG	40	U
3	4,4'-DDT	UG/KG	40	U
4	Aldrin	UG/KG	20	U
5	Aroclor-1016	UG/KG	400	U
6	Aroclor-1221	UG/KG	810	U
7	Aroclor-1232	UG/KG	400	U
8	Aroclor-1242	UG/KG	400	U
9	Aroclor-1248	UG/KG	400	U
10	Aroclor-1254	UG/KG	400	U
11	Aroclor-1260	UG/KG	400	U
12	Dieldrin	UG/KG	40	U
13	Endosulfan I	UG/KG	20	U
14	Endosulfan II	UG/KG	46	P
15	Endosulfan sulfate	UG/KG	52	P
16	Endrin	UG/KG	40	U
17	Endrin aldehyde	UG/KG	99	P
18	Endrin ketone	UG/KG	23	J
19	Heptachlor	UG/KG	20	U
20	Heptachlor epoxide	UG/KG	26	
21	Methoxychlor	UG/KG	200	U
22	Toxaphene	UG/KG	2000	U
23	alpha-BHC	UG/KG	11	J
24	alpha-Chlordane	UG/KG	20	U
25	beta-BHC	UG/KG	20	U
26	delta-BHC	UG/KG	20	U
27	gamma-BHC (Lindane)	UG/KG	17	J
28	gamma-Chlordane	UG/KG	20	U

METALS

		54539	54539	54539	54539
		PHASE 1	PHASE 1	PHASE 1	PHASE 1
		SOIL	SOIL	SOIL	SOIL
		275150	275151	275152	275153
		SB26-12-00	SB26-12-04	SB26-12-08	SD26-10
		SA	SA	SA	SA
		90.7	83.7	80.5	82.6
PARAMETER	UNIT	VALUE Q	VALUE Q	VALUE Q	VALUE Q
1 Aluminium	MG/K	424	11500	11500	681
2 Antimony	MG/K	0.37 U	0.33 U	0.39 U	0.27 U
3 Arsenic	MG/K	3.7	8.7	6.3	3.7
4 Barium	MG/K	22.5 B	71.5	71.4	21 B
5 Beryllium	MG/K	0.18 B	0.6 B	0.57 B	0.19 B
6 Cadmium	MG/K	0.08 B	0.05 U	0.05 U	0.31 B
7 Calcium	MG/K	305000	49600	9200	267000
8 Chromium	MG/K	1.7 B	18.5	19.4	2.1
9 Cobalt	MG/K	2.7 B	11.1	11.3	2.8 B
10 Copper	MG/K	10.1	26	25.5	17.6
11 Cyanide	MG/K	0.41 U	0.61 U	0.59 U	0.56 U
12 Iron	MG/K	2910	25600	26900	3070
13 Lead	MG/K	0.25 U	9.5 E	15 E	9.4 E
14 Magnesium	MG/K	7450	6610	6780	7230
15 Manganese	MG/K	207	1140	530	190
16 Mercury	MG/K	0.03 B	0.04 B	0.06 B	0.02 B
17 Nickel	MG/K	9 E	29.4 E	35.7 E	9.9 E
18 Potassium	MG/K	406 B	879	1200	472 B
19 Selenium	MG/K	0.63 U	0.92	0.66 U	0.45 U
20 Silver	MG/K	0.14 U	0.12 U	0.14 U	0.1 U
21 Sodium	MG/K	176 B	168 B	44.8 B	146 B
22 Thallium	MG/K	0.79 B	0.59 B	0.53 U	0.37 U
23 Vanadium	MG/K	4.4 B	18.1	19.3	4.6 B
24 Zinc	MG/K	15.4	72.3	99.9	65.4

VOCs

SDG:	54541
STUDY ID:	PHASE 1
MATRIX:	WATER
LAB SAMP. ID:	275154
EPA SAMP. ID:	SW26-11
QC CODE:	DU
% MOISTURE:	37
% SOLIDS:	

PARAMETER	UNIT	VALUE	Q
1 1,1,1-Trichloroethane	ug/L	10	U
2 1,1,2,2-Tetrachloroethane	ug/L	10	U
3 1,1,2-Trichloroethene	ug/L	10	U
4 1,1-Dichloroethane	ug/L	10	U
5 1,1-Dichloroethene	ug/L	10	U
6 1,2-Dichloroethane	ug/L	10	U
7 1,2-Dichloroethene	ug/L	10	U
8 1,2-Dichloroethene (total)	ug/L	10	U
9 2-Butanone	ug/L	10	U
10 2-Hexanone	ug/L	10	U
11 4-Methyl-2-Pentanone	ug/L	10	U
12 Acetone	ug/L	10	U
13 Benzene	ug/L	10	U
14 Bromodichloromethane	ug/L	10	U
15 Bromoform	ug/L	10	U
16 Bromomethane	ug/L	10	U
17 Carbon Disulfide	ug/L	10	U
18 Carbon Tetrachloride	ug/L	10	U
19 Chlorobenzene	ug/L	10	U
20 Chloroethane	ug/L	10	U
21 Chloroform	ug/L	10	U
22 Chloromethane	ug/L	10	U
23 Dibromochloromethane	ug/L	10	U
24 Ethylbenzene	ug/L	10	U
25 Methylene Chloride	ug/L	10	U
26 Styrene	ug/L	10	U
27 Tetrachloroethene	ug/L	10	U
28 Toluene	ug/L	10	U
29 Trichloroethene	ug/L	10	U
30 Vinyl Chloride	ug/L	10	U
31 Xylene (total)	ug/L	10	U
32 cis-1,3-Dichloroethene	ug/L	10	U
33 trans-1,3-Dichloroethene	ug/L	10	U

VOCs

	54541	54541	54541	54541
SDG:	54541	54541	54541	54541
STUDY ID:	PHASE 1	PHASE 1	PHASE 1	PHASE 1
MATRIX:	SOIL	SOIL	SOIL	SOIL
LAB SAMP. ID:	275154	275154	275474	275476
EPA SAMP. ID:	SW26-11MS	SW26-11MSD	SS26-39RE	SS26-41RE
QC CODE:	MS	MSD	RE	RE
% MOISTURE:	37	37	21	7
% SOLIDS:				

PARAMETER	UNIT	VALUE Q	VALUE Q	VALUE Q	VALUE Q
1 1,1,1-Trichloroethane	ug/Kg	1900 U	1900 U	13 U	11 U
2 1,1,2,2-Tetrachloroethane	ug/Kg	1900 U	1900 U	13 U	11 U
3 1,1,2-Trichloroethene	ug/Kg	1900 U	1900 U	13 U	11 U
4 1,1-Dichloroethane	ug/Kg	1900 U	1900 U	13 U	11 U
5 1,1-Dichloroethene	ug/Kg	3500	5800	13 U	11 U
6 1,2-Dichlorooctopane	ug/Kg	1900 U	1900 U	13 U	11 U
7 1,2-Dichloroethane	ug/Kg	1900 U	1900 U	13 U	11 U
8 1,2-Dichloroethene (total)	ug/Kg	1900 U	1900 U	13 U	11 U
9 2-Butanone	ug/Kg	860 JB	870 JB	13 U	11 U
10 2-Hexanone	ug/Kg	1900 U	1900 U	13 U	11 U
11 4-Methyl-2-Pentanone	ug/Kg	1900 U	1900 U	13 U	11 U
12 Acetone	ug/Kg	920 JB	920 JB	3 J	1 J
13 Benzene	ug/Kg	6100	7300	13 U	11 U
14 Bromodichloromethane	ug/Kg	1900 U	1900 U	13 U	11 U
15 Bromoform	ug/Kg	1900 U	1900 U	13 U	11 U
16 Bromomethane	ug/Kg	1900 U	1900 U	13 U	11 U
17 Carbon Disulfide	ug/Kg	1900 U	1900 U	13 U	11 U
18 Carbon Tetrachloride	ug/Kg	1900 U	1900 U	13 U	11 U
19 Chlorobenzene	ug/Kg	7600	6800	13 U	11 U
20 Chloroethane	ug/Kg	1900 U	1900 U	13 U	11 U
21 Chloroform	ug/Kg	1900 U	1900 U	13 U	11 U
22 Chloromethane	ug/Kg	1900 U	1900 U	13 U	11 U
23 Dibromochloromethane	ug/Kg	1900 U	1900 U	13 U	11 U
24 Ethylbenzene	ug/Kg	230 J	240 J	13 U	11 U
25 Methylene Chloride	ug/Kg	1900 U	1900 U	13 U	11 U
26 Styrene	ug/Kg	1900 U	1900 U	13 U	11 U
27 Tetrachloroethene	ug/Kg	1900 U	1900 U	13 U	11 U
28 Toluene	ug/Kg	6700	7200	13 U	11 U
29 Trichloroethene	ug/Kg	6000	7400	13 U	11 U
30 Vinyl Chloride	ug/Kg	1900 U	1900 U	13 U	11 U
31 Xylene (total)	ug/Kg	2200	2000	13 U	11 U
32 cis-1,3-Dichlorooctopene	ug/Kg	1900 U	1900 U	13 U	11 U
33 trans-1,3-Dichlorooctopene	ug/Kg	1900 U	1900 U	13 U	11 U

VOCs

SDG:	54541	54541	54541	54541	54541
STUDY ID:	PHASE 1	PHASE 1	PHASE 1	PHASE 1	PHASE 1
MATRIX:	SOIL	SOIL	SOIL	SOIL	SOIL
LAB SAMP. ID:	275459	275461	275462	275465	275464
EPA SAMP. ID:	SB26-11-00	SB26-11-03	SB26-11-06	SD26-12	SD26-8
QC CODE:	SA	SA	SA	SA	SA
% MOISTURE:	6	14	10	34	35
% SOLIDS:					

PARAMETER	UNIT	VALUE Q	VALUE Q	VALUE Q	VALUE Q	VALUE Q
1 1,1,1-Trichloroethane	ug/Kg	11 U	12 U	11 U	15 U	15 U
2 1,1,2,2-Tetrachloroethane	ug/Kg	11 U	12 U	11 U	15 U	15 U
3 1,1,2-Trichloroethene	ug/Kg	11 U	12 U	11 U	15 U	15 U
4 1,1-Dichloroethane	ug/Kg	11 U	12 U	11 U	15 U	15 U
5 1,1-Dichloroethene	ug/Kg	11 U	12 U	11 U	15 U	15 U
6 1,2-Dichlorooctopane	ug/Kg	11 U	12 U	11 U	15 U	15 U
7 1,2-Dichloroethane	ug/Kg	11 U	12 U	11 U	15 U	15 U
8 1,2-Dichloroethene (total)	ug/Kg	11 U	12 U	11 U	15 U	15 U
9 2-Butanone	ug/Kg	11 U	16	4 JB	15 U	15 U
10 2-Hexanone	ug/Kg	11 U	12 U	11 U	15 U	15 U
11 4-Methyl-2-Pentanone	ug/Kg	11 U	12 U	11 U	15 U	15 U
12 Acetone	ug/Kg	11 U	75 B	22	5 JB	8 J
13 Benzene	ug/Kg	11 U	12 U	11 U	15 U	15 U
14 Bromodichloromethane	ug/Kg	11 U	12 U	11 U	15 U	15 U
15 Bromoform	ug/Kg	11 U	12 U	11 U	15 U	15 U
16 Bromomethane	ug/Kg	11 U	12 U	11 U	15 U	15 U
17 Carbon Disulfide	ug/Kg	11 U	1 J	11 U	15 U	15 U
18 Carbon Tetrachloride	ug/Kg	11 U	12 U	11 U	15 U	15 U
19 Chlorobenzene	ug/Kg	11 U	12 U	11 U	15 U	15 U
20 Chloroethane	ug/Kg	11 U	12 U	11 U	15 U	15 U
21 Chloroform	ug/Kg	11 U	12 U	11 U	15 U	15 U
22 Chloromethane	ug/Kg	11 U	12 U	11 U	15 U	15 U
23 Dibromochloromethane	ug/Kg	11 U	12 U	11 U	15 U	15 U
24 Ethylbenzene	ug/Kg	11 U	12 U	11 U	15 U	15 U
25 Methylene Chloride	ug/Kg	11 U	12 U	11 U	15 U	15 U
26 Styrene	ug/Kg	11 U	12 U	11 U	15 U	15 U
27 Tetrachloroethene	ug/Kg	11 U	12 U	11 U	15 U	15 U
28 Toluene	ug/Kg	11 U	12 U	11 U	15 U	15 U
29 Trichloroethene	ug/Kg	11 U	12 U	11 U	15 U	15 U
30 Vinyl Chloride	ug/Kg	11 U	12 U	11 U	15 U	15 U
31 Xylene (total)	ug/Kg	11 U	12 U	11 U	15 U	15 U
32 cis-1,3-Dichlorooctopene	ug/Kg	11 U	12 U	11 U	15 U	15 U
33 trans-1,3-Dichlorooctopene	ug/Kg	11 U	12 U	11 U	15 U	15 U

VOCs

SDG:	54541	54541	54541	54541	54541
STUDY ID:	PHASE 1	PHASE 1	PHASE 1	PHASE 1	PHASE 1
MATRIX:	SOIL	SOIL	SOIL	SOIL	SOIL
LAB SAMP. ID:	275466	275467	275468	275469	275470
EPA SAMP. ID:	SS26-24	SS26-27	SS26-29	SS26-33	SS26-35
QC CODE:	SA	SA	SA	SA	SA
% MOISTURE:	9	5	6	10	22
% SOLIDS:					

PARAMETER	UNIT	VALUE Q	VALUE Q	VALUE Q	VALUE Q	VALUE Q
1 1,1,1-Trichloroethane	ug/Kg	11 U	10 U	11 U	11 U	13 U
2 1,1,2,2-Tetrachloroethane	ug/Kg	11 U	10 U	11 U	11 U	13 U
3 1,1,2-Trichloroethene	ug/Kg	11 U	10 U	11 U	11 U	13 U
4 1,1-Dichloroethane	ug/Kg	11 U	10 U	11 U	11 U	13 U
5 1,1-Dichloroethene	ug/Kg	11 U	10 U	11 U	11 U	13 U
6 1,2-Dichlorooctopane	ug/Kg	11 U	10 U	11 U	11 U	13 U
7 1,2-Dichloroethane	ug/Kg	11 U	10 U	11 U	11 U	13 U
8 1,2-Dichloroethene (total)	ug/Kg	11 U	10 U	11 U	11 U	13 U
9 2-Butanone	ug/Kg	11 U	10 U	11 U	11 U	13 U
10 2-Hexanone	ug/Kg	11 U	10 U	11 U	11 U	13 U
11 4-Methyl-2-Pentanone	ug/Kg	11 U	10 U	11 U	11 U	13 U
12 Acetone	ug/Kg	14	13	4 JB	9 JB	7 J
13 Benzene	ug/Kg	11 U	10 U	11 U	11 U	13 U
14 Bromodichloromethane	ug/Kg	11 U	10 U	11 U	11 U	13 U
15 Bromoform	ug/Kg	11 U	10 U	11 U	11 U	13 U
16 Bromomethane	ug/Kg	11 U	10 U	11 U	11 U	13 U
17 Carbon Disulfide	ug/Kg	11 U	10 U	11 U	11 U	13 U
18 Carbon Tetrachloride	ug/Kg	11 U	10 U	11 U	11 U	13 U
19 Chlorobenzene	ug/Kg	11 U	10 U	11 U	11 U	13 U
20 Chloroethane	ug/Kg	11 U	10 U	11 U	11 U	13 U
21 Chloroform	ug/Kg	11 U	10 U	11 U	11 U	13 U
22 Chloromethane	ug/Kg	11 U	10 U	11 U	11 U	13 U
23 Dibromochloromethane	ug/Kg	11 U	10 U	11 U	11 U	13 U
24 Ethylbenzene	ug/Kg	11 U	10 U	11 U	11 U	13 U
25 Methylene Chloride	ug/Kg	11 U	10 U	11 U	11 U	13 U
26 Styrene	ug/Kg	11 U	10 U	11 U	11 U	13 U
27 Tetrachloroethene	ug/Kg	11 U	10 U	11 U	11 U	13 U
28 Toluene	ug/Kg	11 U	10 U	2 J	11 U	13 U
29 Trichloroethene	ug/Kg	11 U	10 U	11 U	11 U	13 U
30 Vinyl Chloride	ug/Kg	11 U	10 U	11 U	11 U	13 U
31 Xylene (total)	ug/Kg	11 U	10 U	6 J	11 U	13 U
32 cis-1,3-Dichlorooctopene	ug/Kg	11 U	10 U	11 U	11 U	13 U
33 trans-1,3-Dichlorooctopene	ug/Kg	11 U	10 U	11 U	11 U	13 U

VOCs

SDG:	54541	54541	54541	54541	54541
STUDY ID:	PHASE 1	PHASE 1	PHASE 1	PHASE 1	PHASE 1
MATRIX:	SOIL	SOIL	SOIL	SOIL	SOIL
LAB SAMP. ID:	275471	275472	275473	275474	275475
EPA SAMP. ID:	SS26-36	SS26-37	SS26-38	SS26-39	SS26-40
QC CODE:	SA	SA	SA	SA	SA
% MOISTURE:	6	5	11	21	15
% SOLIDS:					

PARAMETER	UNIT	VALUE Q	VALUE Q	VALUE Q	VALUE Q	VALUE Q
1 1,1,1-Trichloroethane	ug/Kg	11 U	10 U	11 U	13 U	12 U
2 1,1,2,2-Tetrachloroethane	ug/Kg	11 U	10 U	11 U	13 U	12 U
3 1,1,2-Trichloroethene	ug/Kg	11 U	10 U	11 U	13 U	12 U
4 1,1-Dichloroethane	ug/Kg	11 U	10 U	11 U	13 U	12 U
5 1,1-Dichloroethene	ug/Kg	11 U	10 U	11 U	13 U	12 U
6 1,2-Dichlorooctopane	ug/Kg	11 U	10 U	11 U	13 U	12 U
7 1,2-Dichloroethane	ug/Kg	11 U	10 U	11 U	13 U	12 U
8 1,2-Dichloroethene (total)	ug/Kg	11 U	10 U	11 U	13 U	12 U
9 2-Butanone	ug/Kg	11 U	10 U	11 U	13 U	12 U
10 2-Hexanone	ug/Kg	11 U	10 U	11 U	13 U	12 U
11 4-Methyl-2-Pentanone	ug/Kg	11 U	10 U	11 U	13 U	12 U
12 Acetone	ug/Kg	1 J	3 J	4 J	22 B	5 J
13 Benzene	ug/Kg	11 U	10 U	11 U	13 U	12 U
14 Bromodichloromethane	ug/Kg	11 U	10 U	11 U	13 U	12 U
15 Bromoform	ug/Kg	11 U	10 U	11 U	13 U	12 U
16 Bromomethane	ug/Kg	11 U	10 U	11 U	13 U	12 U
17 Carbon Disulfide	ug/Kg	11 U	10 U	11 U	13 U	12 U
18 Carbon Tetrachloride	ug/Kg	11 U	10 U	11 U	13 U	12 U
19 Chlorobenzene	ug/Kg	11 U	10 U	11 U	13 U	12 U
20 Chloroethane	ug/Kg	11 U	10 U	11 U	13 U	12 U
21 Chloroform	ug/Kg	11 U	10 U	11 U	13 U	12 U
22 Chloromethane	ug/Kg	11 U	10 U	11 U	13 U	12 U
23 Dibromochloromethane	ug/Kg	11 U	10 U	11 U	13 U	12 U
24 Ethylbenzene	ug/Kg	11 U	10 U	11 U	13 U	12 U
25 Methylene Chloride	ug/Kg	11 U	10 U	11 U	13 U	12 U
26 Styrene	ug/Kg	11 U	10 U	11 U	13 U	12 U
27 Tetrachloroethene	ug/Kg	11 U	10 U	11 U	13 U	12 U
28 Toluene	ug/Kg	11 U	10 U	11 U	13 U	12 U
29 Trichloroethene	ug/Kg	11 U	10 U	11 U	13 U	12 U
30 Vinyl Chloride	ug/Kg	11 U	10 U	11 U	13 U	12 U
31 Xylene (total)	ug/Kg	11 U	10 U	11 U	13 U	12 U
32 cis-1,3-Dichlorooctopene	ug/Kg	11 U	10 U	11 U	13 U	12 U
33 trans-1,3-Dichlorooctopene	ug/Kg	11 U	10 U	11 U	13 U	12 U

VOCs

SDG:	54541	54541	54541	54541
STUDY ID:	PHASE 1	PHASE 1	PHASE 1	PHASE 1
MATRIX:	SOIL	SOIL	SOIL	SOIL
LAB SAMP. ID:	275476	275477	275478	275479
EPA SAMP. ID:	SS26-41	SS26-42	SS26-43	SS26-44
QC CODE:	SA	SA	SA	SA
% MOISTURE:	7	11	17	14
% SOLIDS:				

PARAMETER	UNIT	VALUE Q	VALUE Q	VALUE Q	VALUE Q
1 1,1,1-Trichloroethane	ug/Kg	11 U	11 U	12 U	12 U
2 1,1,2,2-Tetrachloroethane	ug/Kg	11 U	11 U	12 U	12 U
3 1,1,2-Trichloroethene	ug/Kg	11 U	11 U	12 U	12 U
4 1,1-Dichloroethane	ug/Kg	11 U	11 U	12 U	12 U
5 1,1-Dichloroethene	ug/Kg	11 U	11 U	12 U	12 U
6 1,2-Dichlorooctopane	ug/Kg	11 U	11 U	12 U	12 U
7 1,2-Dichloroethane	ug/Kg	11 U	11 U	12 U	12 U
8 1,2-Dichloroethene (total)	ug/Kg	11 U	11 U	12 U	12 U
9 2-Butanone	ug/Kg	11 U	11 U	12 U	12 U
10 2-Hexanone	ug/Kg	11 U	11 U	12 U	12 U
11 4-Methyl-2-Pentanone	ug/Kg	11 U	11 U	12 U	12 U
12 Acetone	ug/Kg	5 JB	11 U	12 U	12 U
13 Benzene	ug/Kg	11 U	11 U	12 U	12 U
14 Bromodichloromethane	ug/Kg	11 U	11 U	12 U	12 U
15 Bromoform	ug/Kg	11 U	11 U	12 U	12 U
16 Bromomethane	ug/Kg	11 U	11 U	12 U	12 U
17 Carbon Disulfide	ug/Kg	11 U	11 U	12 U	12 U
18 Carbon Tetrachloride	ug/Kg	11 U	11 U	12 U	12 U
19 Chlorobenzene	ug/Kg	11 U	11 U	12 U	12 U
20 Chloroethane	ug/Kg	11 U	11 U	12 U	12 U
21 Chloroform	ug/Kg	11 U	11 U	12 U	12 U
22 Chloromethane	ug/Kg	11 U	11 U	12 U	12 U
23 Dibromochloromethane	ug/Kg	11 U	11 U	12 U	12 U
24 Ethylbenzene	ug/Kg	11 U	11 U	12 U	12 U
25 Methylene Chloride	ug/Kg	11 U	11 U	12 U	12 U
26 Styrene	ug/Kg	11 U	11 U	12 U	12 U
27 Tetrachloroethene	ug/Kg	11 U	11 U	12 U	12 U
28 Toluene	ug/Kg	11 U	11 U	12 U	12 U
29 Trichloroethene	ug/Kg	11 U	11 U	12 U	12 U
30 Vinyl Chloride	ug/Kg	11 U	11 U	12 U	12 U
31 Xylene (total)	ug/Kg	11 U	11 U	12 U	12 U
32 cis-1,3-Dichlorooctopene	ug/Kg	11 U	11 U	12 U	12 U
33 trans-1,3-Dichlorooctopene	ug/Kg	11 U	11 U	12 U	12 U

SVOCs

SDG:	54541
STUDY ID:	PHASE 1
MATRIX:	WATER
LAB SAMP. ID:	275154
EPA SAMP. ID:	SW26-11
QC CODE:	DU
% MOISTURE:	17
% SOLIDS:	

	PARAMETER	UNIT	VALUE	Q
1	1,2,4-Trichlorobenzene	UG/L	10	U
1	1,2,4-Trichlorobenzene	UG/L	10	U
2	1,2-Dichlorobenzene	UG/L	10	U
3	1,3-Dichlorobenzene	UG/L	10	U
4	1,4-Dichlorobenzene	UG/L	10	U
5	2,4,5-Trichlorophenol	UG/L	26	U
6	2,4,6-Trichlorophenol	UG/L	10	U
7	2,4-Dichlorophenol	UG/L	10	U
8	2,4-Dimethylphenol	UG/L	10	U
9	2,4-Dinitrophenol	UG/L	26	U
10	2,4-Dinitrotoluene	UG/L	10	U
11	2,6-Dinitrotoluene	UG/L	10	U
12	2-Chloronaphthalene	UG/L	10	U
13	2-Chlorophenol	UG/L	10	U
14	2-Methylnaphthalene	UG/L	10	U
15	2-Methylphenol	UG/L	10	U
16	2-Nitroaniline	UG/L	26	U
17	2-Nitrophenol	UG/L	10	U
18	3,3'-Dichlorobenzidine	UG/L	10	U
19	3-Nitroaniline	UG/L	26	U
20	4,6-Dinitro-2-methylphenol	UG/L	26	U
21	4-Bromophenyl-phenylether	UG/L	10	U
22	4-Chloro-3-methylphenol	UG/L	10	U
23	4-Chloroaniline	UG/L	10	U
24	4-Chlorophenyl-phenylether	UG/L	10	U
25	4-Methylphenol	UG/L	10	U
26	4-Nitroaniline	UG/L	26	U
27	4-Nitrophenol	UG/L	26	U
28	Acenaphthene	UG/L	10	U
29	Acenaphthylene	UG/L	10	U
30	Anthracene	UG/L	10	U
31	Benzo(a)anthracene	UG/L	10	U
32	Benzo(a)pyrene	UG/L	10	U
33	Benzo(b)fluoranthene	UG/L	10	U
34	Benzo(g,h,i)perylene	UG/L	10	U

SVOCs

SDG:	54541
STUDY ID:	PHASE 1
MATRIX:	WATER
LAB SAMP. ID:	275154
EPA SAMP. ID:	SW26-11
QC CODE:	DU
% MOISTURE:	17
% SOLIDS:	

PARAMETER	UNIT	VALUE	Q
1 1,2,4-Trichlorobenzene	UG/L	10	U
35 Butylbenzylphthalate	UG/L	10	U
36 Carbazole	UG/L	10	U
37 Chrysene	UG/L	10	U
38 Di-n-butylphthalate	UG/L	10	U
39 Di-n-oprylphthalate	UG/L	10	U
40 Dibenz(a,h)anthracene	UG/L	10	U
41 Dibenzofuran	UG/L	10	U
42 Diethylphthalate	UG/L	10	U
43 Dimethylphthalate	UG/L	10	U
44 Fluoranthene	UG/L	10	U
45 Fluorene	UG/L	10	U
46 Hexachlorobenzene	UG/L	10	U
47 Hexachlorobutadiene	UG/L	10	U
48 Hexachlorocyclopentadiene	UG/L	10	U
49 Hexachloroethane	UG/L	10	U
50 Indeno(1,2,3-cd)pyrene	UG/L	10	U
51 Isophorone	UG/L	10	U
52 N-Nitroso-di-n-ctopylamine	UG/L	10	U
53 N-Nitrosodiphenylamine (1)	UG/L	10	U
54 Naphthalene	UG/L	10	U
55 Nitrobenzene	UG/L	10	U
56 Pentachlorophenol	UG/L	26	U
57 Phenanthrene	UG/L	10	U
58 Phenol	UG/L	10	U
59 Pyrene	UG/L	10	U
60 benzo(k)fluoranthene	UG/L	10	U
61 bis(2-Chloroethoxy) methane	UG/L	10	U
62 bis(2-Chloroethyl) ether	UG/L	10	U
63 bis(2-Chlorisooctopyl) ether	UG/L	10	U
64 bis(2-Ethylhexyl)phthalate	UG/L	13	B

SVOCs

SDG:	54541	54541
STUDY ID:	PHASE 1	PHASE 1
MATRIX:	SOIL	SOIL
LAB SAMP. ID:	275154	275154
EPA SAMP. ID:	SW26-11MS	SW26-11MSD
QC CODE:	MS	MSD
% MOISTURE:	17	17
% SOLIDS:		

PARAMETER	UNIT	VALUE Q	VALUE Q
1 1,2,4-Trichlorobenzene	UG/KG	79000 U	79000 U
1 1,2,4-Trichlorobenzene	UG/KG	79000 U	79000 U
2 1,2-Dichlorobenzene	UG/KG	79000 U	79000 U
3 1,3-Dichlorobenzene	UG/KG	79000 U	79000 U
4 1,4-Dichlorobenzene	UG/KG	79000 U	79000 U
5 2,4,5-Trichlorophenol	UG/KG	190000 U	190000 U
6 2,4,6-Trichlorophenol	UG/KG	79000 U	79000 U
7 2,4-Dichlorophenol	UG/KG	79000 U	79000 U
8 2,4-Dimethylphenol	UG/KG	79000 U	79000 U
9 2,4-Dinitrophenol	UG/KG	190000 U	190000 U
10 2,4-Dinitrotoluene	UG/KG	79000 U	79000 U
11 2,6-Dinitrotoluene	UG/KG	79000 U	79000 U
12 2-Chloronaphthalene	UG/KG	79000 U	79000 U
13 2-Chlorophenol	UG/KG	79000 U	79000 U
14 2-Methylnaphthalene	UG/KG	28000 J	29000 J
15 2-Methylphenol	UG/KG	79000 U	79000 U
16 2-Nitroaniline	UG/KG	190000 U	190000 U
17 2-Nitrophenol	UG/KG	79000 U	79000 U
18 3,3'-Dichlorobenzidine	UG/KG	79000 U	79000 U
19 3-Nitroaniline	UG/KG	190000 U	190000 U
20 4,6-Dinitro-2-methylphenol	UG/KG	190000 U	190000 U
21 4-Bromophenyl-phenylether	UG/KG	79000 U	79000 U
22 4-Chloro-3-methylphenol	UG/KG	79000 U	79000 U
23 4-Chloroaniline	UG/KG	79000 U	79000 U
24 4-Chlorophenyl-phenylether	UG/KG	79000 U	79000 U
25 4-Methylphenol	UG/KG	79000 U	79000 U
26 4-Nitroaniline	UG/KG	190000 U	190000 U
27 4-Nitrophenol	UG/KG	190000 U	190000 U
28 Acenaphthene	UG/KG	79000 U	79000 U
29 Acenaphthylene	UG/KG	79000 U	79000 U
30 Anthracene	UG/KG	79000 U	79000 U
31 Benzo(a)anthracene	UG/KG	79000 U	79000 U
32 Benzo(a)pyrene	UG/KG	79000 U	79000 U
33 Benzo(b)fluoranthene	UG/KG	79000 U	79000 U
34 Benzo(g,h,i)perylene	UG/KG	79000 U	79000 U

SVOCs

SDG:	54541	54541
STUDY ID:	PHASE 1	PHASE 1
MATRIX:	SOIL	SOIL
LAB SAMP. ID:	275154	275154
EPA SAMP. ID:	SW26-11MS	SW26-11MSD
QC CODE:	MS	MSD
% MOISTURE:	17	17
% SOLIDS:		

PARAMETER	UNIT	VALUE Q	VALUE Q
1 1,2,4-Trichlorobenzene	UG/KG	79000 U	79000 U
35 Butylbenzylphthalate	UG/KG	79000 U	79000 U
36 Carbazole	UG/KG	79000 U	79000 U
37 Chrysene	UG/KG	79000 U	79000 U
38 Di-n-butylphthalate	UG/KG	79000 U	79000 U
39 Di-n-oprylphthalate	UG/KG	79000 U	79000 U
40 Dibenz(a,h)anthracene	UG/KG	79000 U	79000 U
41 Dibenzofuran	UG/KG	79000 U	79000 U
42 Diethylphthalate	UG/KG	79000 U	79000 U
43 Dimethylphthalate	UG/KG	79000 U	79000 U
44 Fluoranthene	UG/KG	79000 U	79000 U
45 Fluorene	UG/KG	16000 J	17000 J
46 Hexachlorobenzene	UG/KG	79000 U	79000 U
47 Hexachlorobutadiene	UG/KG	79000 U	79000 U
48 Hexachlorocyclopentadiene	UG/KG	79000 U	79000 U
49 Hexachloroethane	UG/KG	79000 U	79000 U
50 Indeno(1,2,3-cd)pyrene	UG/KG	79000 U	79000 U
51 Isophorone	UG/KG	79000 U	79000 U
52 N-Nitroso-di-n-topylamine	UG/KG	79000 U	79000 U
53 N-Nitrosodiphenylamine (1)	UG/KG	79000 U	79000 U
54 Naphthalene	UG/KG	79000 U	79000 U
55 Nitrobenzene	UG/KG	79000 U	79000 U
56 Pentachlorophenol	UG/KG	190000 U	190000 U
57 Phenanthrene	UG/KG	31000 J	33000 J
58 Phenol	UG/KG	79000 U	79000 U
59 Pyrene	UG/KG	79000 U	79000 U
60 benzo(k)fluoranthene	UG/KG	79000 U	79000 U
61 bis(2-Chloroethoxy) methane	UG/KG	79000 U	79000 U
62 bis(2-Chloroethyl) ether	UG/KG	79000 U	79000 U
63 bis(2-Chloroisooctopyl) ether	UG/KG	79000 U	79000 U
64 bis(2-Ethylhexyl)phthalate	UG/KG	79000 U	79000 U

SVOCs

SDG:	54541	54541	54541	54541	54541
STUDY ID:	PHASE 1	PHASE 1	PHASE 1	PHASE 1	PHASE 1
MATRIX:	SOIL	SOIL	SOIL	SOIL	SOIL
LAB SAMP. ID:	275459	275461	275462	275465	275464
EPA SAMP. ID:	SB26-11-00	SB26-11-03	SB26-11-06	SD26-12	SD26-8
QC CODE:	SA	SA	SA	SA	SA
% MOISTURE:	8	15	10	52	26
% SOLIDS:					

PARAMETER	UNIT	VALUE Q	VALUE Q	VALUE Q	VALUE Q	VALUE Q
1 1,2,4-Trichlorobenzene	UG/KG	360 U	390 U	370 U	680 U	440 U
1 1,2,4-Trichlorobenzene	UG/KG	360 U	390 U	370 U	680 U	440 U
2 1,2-Dichlorobenzene	UG/KG	360 U	390 U	370 U	680 U	440 U
3 1,3-Dichlorobenzene	UG/KG	360 U	390 U	370 U	680 U	440 U
4 1,4-Dichlorobenzene	UG/KG	360 U	390 U	370 U	680 U	440 U
5 2,4,5-Trichlorophenol	UG/KG	870 U	940 U	890 U	1700 U	1100 U
6 2,4,6-Trichlorophenol	UG/KG	360 U	390 U	370 U	680 U	440 U
7 2,4-Dichlorophenol	UG/KG	360 U	390 U	370 U	680 U	440 U
8 2,4-Dimethylphenol	UG/KG	360 U	390 U	370 U	680 U	440 U
9 2,4-Dinitrophenol	UG/KG	870 U	940 U	890 U	1700 U	1100 U
10 2,4-Dinitrotoluene	UG/KG	360 U	390 U	370 U	680 U	440 U
11 2,6-Dinitrotoluene	UG/KG	360 U	390 U	370 U	680 U	440 U
12 2-Chloronaphthalene	UG/KG	360 U	390 U	370 U	680 U	440 U
13 2-Chlorophenol	UG/KG	360 U	390 U	370 U	680 U	440 U
14 2-Methylnaphthalene	UG/KG	360 U	390 U	370 U	680 U	440 U
15 2-Methylphenol	UG/KG	360 U	390 U	370 U	680 U	440 U
16 2-Nitroaniline	UG/KG	870 U	940 U	890 U	1700 U	1100 U
17 2-Nitrophenol	UG/KG	360 U	390 U	370 U	680 U	440 U
18 3,3'-Dichlorobenzidine	UG/KG	360 U	390 U	370 U	680 U	440 U
19 3-Nitroaniline	UG/KG	870 U	940 U	890 U	1700 U	1100 U
20 4,6-Dinitro-2-methylphenol	UG/KG	870 U	940 U	890 U	1700 U	1100 U
21 4-Bromophenyl-phenylether	UG/KG	360 U	390 U	370 U	680 U	440 U
22 4-Chloro-3-methylphenol	UG/KG	360 U	390 U	370 U	680 U	440 U
23 4-Chloroaniline	UG/KG	360 U	390 U	370 U	680 U	440 U
24 4-Chlorophenyl-phenylether	UG/KG	360 U	390 U	370 U	680 U	440 U
25 4-Methylphenol	UG/KG	360 U	390 U	370 U	680 U	440 U
26 4-Nitroaniline	UG/KG	870 U	940 U	890 U	1700 U	1100 U
27 4-Nitrophenol	UG/KG	870 U	940 U	890 U	1700 U	1100 U
28 Acenaphthene	UG/KG	360 U	390 U	370 U	130 J	440 U
29 Acenaphthylene	UG/KG	360 U	390 U	370 U	680 U	440 U
30 Anthracene	UG/KG	360 U	390 U	370 U	260 J	440 U
31 Benzo(a)anthracene	UG/KG	360 U	390 U	370 U	560 J	440 U
32 Benzo(a)pyrene	UG/KG	360 U	390 U	370 U	470 J	440 U
33 Benzo(b)fluoranthene	UG/KG	360 U	390 U	370 U	470 J	94 GJ
34 Benzo(g,h,i)perylene	UG/KG	360 U	390 U	370 U	290 J	440 U

SVOCs

SDG:	54541	54541	54541	54541	54541
STUDY ID:	PHASE 1	PHASE 1	PHASE 1	PHASE 1	PHASE 1
MATRIX:	SOIL	SOIL	SOIL	SOIL	SOIL
LAB SAMP. ID:	275459	275461	275462	275465	275464
EPA SAMP. ID:	SB26-11-00	SB26-11-03	SB26-11-06	SD26-12	SD26-8
QC CODE:	SA	SA	SA	SA	SA
% MOISTURE:	8	15	10	52	26
% SOLIDS:					

PARAMETER	UNIT	VALUE Q	VALUE Q	VALUE Q	VALUE Q	VALUE Q
1 1,2,4-Trichlorobenzene	UG/KG	360 U	390 U	370 U	680 U	440 U
35 Butylbenzylphthalate	UG/KG	360 U	390 U	370 U	680 U	440 U
36 Carbazole	UG/KG	360 U	390 U	370 U	400 J	440 U
37 Chrysene	UG/KG	360 U	390 U	370 U	560 J	53 J
38 Di-n-butylphthalate	UG/KG	360 U	390 U	370 U	680 U	440 U
39 Di-n-oprylphthalate	UG/KG	360 U	390 U	370 U	680 U	440 U
40 Dibenz(a,h)anthracene	UG/KG	360 U	390 U	370 U	130 J	440 U
41 Dibenzofuran	UG/KG	360 U	390 U	370 U	680 U	440 U
42 Diethylphthalate	UG/KG	360 U	390 U	370 U	680 U	440 U
43 Dimethylphthalate	UG/KG	360 U	390 U	370 U	680 U	440 U
44 Fluoranthene	UG/KG	360 U	390 U	370 U	1500	69 J
45 Fluorene	UG/KG	360 U	390 U	370 U	86 J	440 U
46 Hexachlorobenzene	UG/KG	360 U	390 U	370 U	680 U	440 U
47 Hexachlorobutadiene	UG/KG	360 U	390 U	370 U	680 U	440 U
48 Hexachlorocyclopentadiene	UG/KG	360 U	390 U	370 U	680 U	440 U
49 Hexachloroethane	UG/KG	360 U	390 U	370 U	680 U	440 U
50 Indeno(1,2,3-cd)pyrene	UG/KG	360 U	390 U	370 U	330 J	440 U
51 Isophorone	UG/KG	360 U	390 U	370 U	680 U	440 U
52 N-Nitroso-di-n-ctopylamine	UG/KG	360 U	390 U	370 U	680 U	440 U
53 N-Nitrosodiphenylamine (1)	UG/KG	360 U	390 U	370 U	680 U	440 U
54 Naphthalene	UG/KG	360 U	390 U	370 U	680 U	440 U
55 Nitrobenzene	UG/KG	360 U	390 U	370 U	680 U	440 U
56 Pentachlorophenol	UG/KG	870 U	940 U	890 U	1700 U	1100 U
57 Phenanthrene	UG/KG	360 U	390 U	370 U	1100	440 U
58 Phenol	UG/KG	360 U	390 U	370 U	680 U	440 U
59 Pyrene	UG/KG	360 U	390 U	370 U	1200	57 J
60 benzo(k)fluoranthene	UG/KG	360 U	390 U	370 U	490 J	440 U
61 bis(2-Chloroethoxy) methane	UG/KG	360 U	390 U	370 U	680 U	440 U
62 bis(2-Chloroethyl) ether	UG/KG	360 U	390 U	370 U	680 U	440 U
63 bis(2-Chloroisooctopyl) ether	UG/KG	360 U	390 U	370 U	680 U	440 U
64 bis(2-Ethylhexyl)phthalate	UG/KG	360 U	84 J	370 U	680 U	440 U

SVOCs

SDG:	54541	54541	54541	54541	54541
STUDY ID:	PHASE 1	PHASE 1	PHASE 1	PHASE 1	PHASE 1
MATRIX:	SOIL	SOIL	SOIL	SOIL	SOIL
LAB SAMP. ID:	275466	275467	275468	275469	275470
EPA SAMP. ID:	SS26-24	SS26-27	SS26-29	SS26-33	SS26-35
QC CODE:	SA	SA	SA	SA	SA
% MOISTURE:	8	7	9	11	23
% SOLIDS:					

PARAMETER	UNIT	VALUE Q	VALUE Q	VALUE Q	VALUE Q	VALUE Q
1 1,2,4-Trichlorobenzene	UG/KG	360 U	350 U	360 U	370 U	430 U
1 1,2,4-Trichlorobenzene	UG/KG	360 U	350 U	360 U	370 U	430 U
2 1,2-Dichlorobenzene	UG/KG	360 U	350 U	360 U	370 U	430 U
3 1,3-Dichlorobenzene	UG/KG	360 U	350 U	360 U	370 U	430 U
4 1,4-Dichlorobenzene	UG/KG	360 U	350 U	360 U	370 U	430 U
5 2,4,5-Trichlorophenol	UG/KG	870 U	860 U	880 U	900 U	1000 U
6 2,4,6-Trichlorophenol	UG/KG	360 U	350 U	360 U	370 U	430 U
7 2,4-Dichlorophenol	UG/KG	360 U	350 U	360 U	370 U	430 U
8 2,4-Dimethylphenol	UG/KG	360 U	350 U	360 U	370 U	430 U
9 2,4-Dinitrophenol	UG/KG	870 U	860 U	880 U	900 U	1000 U
10 2,4-Dinitrotoluene	UG/KG	360 U	350 U	360 U	370 U	430 U
11 2,6-Dinitrotoluene	UG/KG	360 U	350 U	360 U	370 U	430 U
12 2-Chloronaphthalene	UG/KG	360 U	350 U	360 U	370 U	430 U
13 2-Chlorophenol	UG/KG	360 U	350 U	360 U	370 U	430 U
14 2-Methylnaphthalene	UG/KG	360 U	350 U	360 U	370 U	430 U
15 2-Methylphenol	UG/KG	360 U	350 U	360 U	370 U	430 U
16 2-Nitroaniline	UG/KG	870 U	860 U	880 U	900 U	1000 U
17 2-Nitrophenol	UG/KG	360 U	350 U	360 U	370 U	430 U
18 3,3'-Dichlorobenzidine	UG/KG	360 U	350 U	360 U	370 U	430 U
19 3-Nitroaniline	UG/KG	870 U	860 U	880 U	900 U	1000 U
20 4,6-Dinitro-2-methylphenol	UG/KG	870 U	860 U	880 U	900 U	1000 U
21 4-Bromophenyl-phenylether	UG/KG	360 U	350 U	360 U	370 U	430 U
22 4-Chloro-3-methylphenol	UG/KG	360 U	350 U	360 U	370 U	430 U
23 4-Chloroaniline	UG/KG	360 U	350 U	360 U	370 U	430 U
24 4-Chlorophenyl-phenylether	UG/KG	360 U	350 U	360 U	370 U	430 U
25 4-Methylphenol	UG/KG	360 U	350 U	360 U	370 U	430 U
26 4-Nitroaniline	UG/KG	870 U	860 U	880 U	900 U	1000 U
27 4-Nitrophenol	UG/KG	870 U	860 U	880 U	900 U	1000 U
28 Acenaphthene	UG/KG	360 U	350 U	41 J	370 U	430 U
29 Acenaphthylene	UG/KG	360 U	350 U	360 U	370 U	430 U
30 Anthracene	UG/KG	360 U	350 U	180 J	40 J	430 U
31 Benzo(a)anthracene	UG/KG	120 J	350 U	650	150 J	430 U
32 Benzo(a)pyrene	UG/KG	110 J	350 U	600	150 J	430 U
33 Benzo(b)fluoranthene	UG/KG	130 J	350 U	660	190 J	430 U
34 Benzo(g,h,i)perylene	UG/KG	74 J	350 U	480	110 J	430 U

SVOCs

SDG:	54541	54541	54541	54541	54541
STUDY ID:	PHASE 1	PHASE 1	PHASE 1	PHASE 1	PHASE 1
MATRIX:	SOIL	SOIL	SOIL	SOIL	SOIL
LAB SAMP. ID:	275466	275467	275468	275469	275470
EPA SAMP. ID:	SS26-24	SS26-27	SS26-29	SS26-33	SS26-35
QC CODE:	SA	SA	SA	SA	SA
% MOISTURE:	8	7	9	11	23
% SOLIDS:					

PARAMETER	UNIT	VALUE Q	VALUE Q	VALUE Q	VALUE Q	VALUE Q
1 1,2,4-Trichlorobenzene	UG/KG	360 U	350 U	360 U	370 U	430 U
35 Butylbenzylphthalate	UG/KG	360 U	350 U	360 U	370 U	430 U
36 Carbazole	UG/KG	360 U	350 U	140 J	370 U	430 U
37 Chrysene	UG/KG	140 J	350 U	650	170 J	430 U
38 Di-n-butylphthalate	UG/KG	360 U	350 U	360 U	370 U	430 U
39 Di-n-oprylphthalate	UG/KG	360 U	350 U	360 U	370 U	430 U
40 Dibenz(a,h)anthracene	UG/KG	360 U	350 U	230 J	41 J	430 U
41 Dibenzofuran	UG/KG	360 U	350 U	360 U	370 U	430 U
42 Diethylphthalate	UG/KG	360 U	350 U	360 U	370 U	430 U
43 Dimethylphthalate	UG/KG	360 U	350 U	360 U	370 U	430 U
44 Fluoranthene	UG/KG	270 J	350 U	1200	380	46 J
45 Fluorene	UG/KG	360 U	350 U	43 J	370 U	430 U
46 Hexachlorobenzene	UG/KG	360 U	350 U	360 U	370 U	430 U
47 Hexachlorobutadiene	UG/KG	360 U	350 U	360 U	370 U	430 U
48 Hexachlorocyclopentadiene	UG/KG	360 U	350 U	360 U	370 U	430 U
49 Hexachloroethane	UG/KG	360 U	350 U	360 U	370 U	430 U
50 Indeno(1,2,3-cd)pyrene	UG/KG	76 J	350 U	500	110 J	430 U
51 Isophorone	UG/KG	360 U	350 U	360 U	370 U	430 U
52 N-Nitroso-di-n-ctopylamine	UG/KG	360 U	350 U	360 U	370 U	430 U
53 N-Nitrosodiphenylamine (1)	UG/KG	360 U	350 U	360 U	370 U	430 U
54 Naphthalene	UG/KG	360 U	350 U	360 U	370 U	430 U
55 Nitrobenzene	UG/KG	360 U	350 U	360 U	370 U	430 U
56 Pentachlorophenol	UG/KG	870 U	860 U	880 U	900 U	1000 U
57 Phenanthrene	UG/KG	130 J	350 U	490	160 J	430 U
58 Phenol	UG/KG	360 U	350 U	360 U	370 U	430 U
59 Pyrene	UG/KG	250 J	350 U	990	290 J	430 U
60 benzo(k)fluoranthene	UG/KG	90 J	350 U	470	100 J	430 U
61 bis(2-Chloroethoxy) methane	UG/KG	360 U	350 U	360 U	370 U	430 U
62 bis(2-Chloroethyl) ether	UG/KG	360 U	350 U	360 U	370 U	430 U
63 bis(2-Chloroisooctopyl) ether	UG/KG	360 U	350 U	360 U	370 U	430 U
64 bis(2-Ethylhexyl)phthalate	UG/KG	220 J	350 U	210 J	110 J	430 U

SVOCs

SDG:	54541	54541	54541	54541	54541
STUDY ID:	PHASE I	PHASE I	PHASE I	PHASE I	PHASE I
MATRIX:	SOIL	SOIL	SOIL	SOIL	SOIL
LAB SAMP. ID:	275471	275472	275473	275474	275475
EPA SAMP. ID:	SS26-36	SS26-37	SS26-38	SS26-39	SS26-40
QC CODE:	SA	SA	SA	SA	SA
% MOISTURE:	11	8	14	17	17
% SOLIDS:					

PARAMETER	UNIT	VALUE Q	VALUE Q	VALUE Q	VALUE Q	VALUE Q
1 1,2,4-Trichlorobenzene	UG/KG	370 U	360 U	380 U	400 U	400 U
1 1,2,4-Trichlorobenzene	UG/KG	370 U	360 U	380 U	400 U	400 U
2 1,2-Dichlorobenzene	UG/KG	370 U	360 U	380 U	400 U	400 U
3 1,3-Dichlorobenzene	UG/KG	370 U	360 U	380 U	400 U	400 U
4 1,4-Dichlorobenzene	UG/KG	370 U	360 U	380 U	400 U	400 U
5 2,4,5-Trichlorophenol	UG/KG	890 U	870 U	930 U	960 U	960 U
6 2,4,6-Trichlorophenol	UG/KG	370 U	360 U	380 U	400 U	400 U
7 2,4-Dichlorophenol	UG/KG	370 U	360 U	380 U	400 U	400 U
8 2,4-Dimethylphenol	UG/KG	370 U	360 U	380 U	400 U	400 U
9 2,4-Dinitrophenol	UG/KG	890 U	870 U	930 U	960 U	960 U
10 2,4-Dinitrotoluene	UG/KG	370 U	360 U	380 U	400 U	400 U
11 2,6-Dinitrotoluene	UG/KG	370 U	360 U	380 U	400 U	400 U
12 2-Chloronaphthalene	UG/KG	370 U	360 U	380 U	400 U	400 U
13 2-Chlorophenol	UG/KG	370 U	360 U	380 U	400 U	400 U
14 2-Methylnaphthalene	UG/KG	370 U	360 U	380 U	400 U	400 U
15 2-Methylphenol	UG/KG	370 U	360 U	380 U	400 U	400 U
16 2-Nitroaniline	UG/KG	890 U	870 U	930 U	960 U	960 U
17 2-Nitrophenol	UG/KG	370 U	360 U	380 U	400 U	400 U
18 3,3'-Dichlorobenzidine	UG/KG	370 U	360 U	380 U	400 U	400 U
19 3-Nitroaniline	UG/KG	890 U	870 U	930 U	960 U	960 U
20 4,6-Dinitro-2-methylphenol	UG/KG	890 U	870 U	930 U	960 U	960 U
21 4-Bromophenyl-phenylether	UG/KG	370 U	360 U	380 U	400 U	400 U
22 4-Chloro-3-methylphenol	UG/KG	370 U	360 U	380 U	400 U	400 U
23 4-Chloroaniline	UG/KG	370 U	360 U	380 U	400 U	400 U
24 4-Chlorophenyl-phenylether	UG/KG	370 U	360 U	380 U	400 U	400 U
25 4-Methylphenol	UG/KG	370 U	360 U	380 U	400 U	400 U
26 4-Nitroaniline	UG/KG	890 U	870 U	930 U	960 U	960 U
27 4-Nitrophenol	UG/KG	890 U	870 U	930 U	960 U	960 U
28 Acenaphthene	UG/KG	370 U	360 U	380 U	400 U	400 U
29 Acenaphthylene	UG/KG	370 U	360 U	380 U	400 U	400 U
30 Anthracene	UG/KG	370 U	360 U	380 U	56 J	400 U
31 Benzo(a)anthracene	UG/KG	370 U	360 U	380 U	210 J	91 J
32 Benzo(a)pyrene	UG/KG	370 U	360 U	380 U	180 J	93 J
33 Benzo(b)fluoranthene	UG/KG	370 U	360 U	380 U	400 U	83 J
34 Benzo(g,h,i)perylene	UG/KG	370 U	36 J	380 U	150 J	71 J

SVOCs

SDG:	54541	54541	54541	54541	54541
STUDY ID:	PHASE 1	PHASE 1	PHASE 1	PHASE 1	PHASE 1
MATRIX:	SOIL	SOIL	SOIL	SOIL	SOIL
LAB SAMP. ID:	275471	275472	275473	275474	275475
EPA SAMP. ID:	SS26-36	SS26-37	SS26-38	SS26-39	SS26-40
QC CODE:	SA	SA	SA	SA	SA
% MOISTURE:	11	8	14	17	17
% SOLIDS:					

PARAMETER	UNIT	VALUE Q	VALUE Q	VALUE Q	VALUE Q	VALUE Q
1 1,2,4-Trichlorobenzene	UG/KG	370 U	360 U	380 U	400 U	400 U
35 Butylbenzylphthalate	UG/KG	370 U	360 U	380 U	400 U	400 U
36 Carbazole	UG/KG	370 U	360 U	380 U	63 J	400 U
37 Chrysene	UG/KG	370 U	360 U	380 U	230 J	99 J
38 Di-n-butylphthalate	UG/KG	370 U	360 U	380 U	400 U	400 U
39 Di-n-oprylphthalate	UG/KG	370 U	360 U	380 U	400 U	400 U
40 Dibenz(a,h)anthracene	UG/KG	370 U	360 U	380 U	51 J	400 U
41 Dibenzofuran	UG/KG	370 U	360 U	380 U	400 U	400 U
42 Diethylphthalate	UG/KG	370 U	360 U	380 U	400 U	400 U
43 Dimethylphthalate	UG/KG	370 U	360 U	380 U	400 U	400 U
44 Fluoranthene	UG/KG	370 U	360 U	380 U	530	160 J
45 Fluorene	UG/KG	370 U	360 U	380 U	400 U	400 U
46 Hexachlorobenzene	UG/KG	370 U	360 U	380 U	400 U	400 U
47 Hexachlorobutadiene	UG/KG	370 U	360 U	380 U	400 U	400 U
48 Hexachlorocyclopentadiene	UG/KG	370 U	360 U	380 U	400 U	400 U
49 Hexachloroethane	UG/KG	370 U	360 U	380 U	400 U	400 U
50 Indeno(1,2,3-cd)pyrene	UG/KG	370 U	37 J	380 U	150 J	72 J
51 Isophorone	UG/KG	370 U	360 U	380 U	400 U	400 U
52 N-Nitroso-di-n-ctopylamine	UG/KG	370 U	360 U	380 U	400 U	400 U
53 N-Nitrosodiphenylamine (1)	UG/KG	370 U	360 U	380 U	400 U	400 U
54 Naphthalene	UG/KG	370 U	360 U	380 U	400 U	400 U
55 Nitrobenzene	UG/KG	370 U	360 U	380 U	400 U	400 U
56 Pentachlorophenol	UG/KG	890 U	870 U	930 U	960 U	960 U
57 Phenanthrene	UG/KG	370 U	360 U	380 U	300 J	57 J
58 Phenol	UG/KG	370 U	360 U	380 U	400 U	400 U
59 Pyrene	UG/KG	370 U	360 U	380 U	380 J	120 J
60 benzo(k)fluoranthene	UG/KG	370 U	360 U	380 U	540 G	110 J
61 bis(2-Chloroethoxy) methane	UG/KG	370 U	360 U	380 U	400 U	400 U
62 bis(2-Chloroethyl) ether	UG/KG	370 U	360 U	380 U	400 U	400 U
63 bis(2-Chloroisooctopyl) ether	UG/KG	370 U	360 U	380 U	400 U	400 U
64 bis(2-Ethylhexyl)phthalate	UG/KG	370 U	360 U	380 U	400 U	400 U

SVOCs

SDG:	54541	54541	54541	54541
STUDY ID:	PHASE 1	PHASE 1	PHASE 1	PHASE 1
MATRIX:	SOIL	SOIL	SOIL	SOIL
LAB SAMP. ID:	275476	275477	275478	275479
EPA SAMP. ID:	SS26-41	SS26-42	SS26-43	SS26-44
QC CODE:	SA	SA	SA	SA
% MOISTURE:	9	15	15	14
% SOLIDS:				

PARAMETER	UNIT	VALUE Q	VALUE Q	VALUE Q	VALUE Q
1 1,2,4-Trichlorobenzene	UG/KG	360 U	390 U	390 U	380 U
1 1,2,4-Trichlorobenzene	UG/KG	360 U	390 U	390 U	380 U
2 1,2-Dichlorobenzene	UG/KG	360 U	390 U	390 U	380 U
3 1,3-Dichlorobenzene	UG/KG	360 U	390 U	390 U	380 U
4 1,4-Dichlorobenzene	UG/KG	360 U	390 U	390 U	380 U
5 2,4,5-Trichlorophenol	UG/KG	870 U	940 U	940 U	920 U
6 2,4,6-Trichlorophenol	UG/KG	360 U	390 U	390 U	380 U
7 2,4-Dichlorophenol	UG/KG	360 U	390 U	390 U	380 U
8 2,4-Dimethylphenol	UG/KG	360 U	390 U	390 U	380 U
9 2,4-Dinitrophenol	UG/KG	870 U	940 U	940 U	920 U
10 2,4-Dinitrotoluene	UG/KG	360 U	390 U	390 U	380 U
11 2,6-Dinitrotoluene	UG/KG	360 U	390 U	390 U	380 U
12 2-Chloronaphthalene	UG/KG	360 U	390 U	390 U	380 U
13 2-Chlorophenol	UG/KG	360 U	390 U	390 U	380 U
14 2-Methylnaphthalene	UG/KG	360 U	390 U	390 U	380 U
15 2-Methylphenol	UG/KG	360 U	390 U	390 U	380 U
16 2-Nitroaniline	UG/KG	870 U	940 U	940 U	920 U
17 2-Nitrophenol	UG/KG	360 U	390 U	390 U	380 U
18 3,3'-Dichlorobenzidine	UG/KG	360 U	390 U	390 U	380 U
19 3-Nitroaniline	UG/KG	870 U	940 U	940 U	920 U
20 4,6-Dinitro-2-methylphenol	UG/KG	870 U	940 U	940 U	920 U
21 4-Bromophenyl-phenylether	UG/KG	360 U	390 U	390 U	380 U
22 4-Chloro-3-methylphenol	UG/KG	360 U	390 U	390 U	380 U
23 4-Chloroaniline	UG/KG	360 U	390 U	390 U	380 U
24 4-Chlorophenyl-phenylether	UG/KG	360 U	390 U	390 U	380 U
25 4-Methylphenol	UG/KG	360 U	390 U	390 U	380 U
26 4-Nitroaniline	UG/KG	870 U	940 U	940 U	920 U
27 4-Nitrophenol	UG/KG	870 U	940 U	940 U	920 U
28 Acenaphthene	UG/KG	360 U	390 U	390 U	380 U
29 Acenaphthylene	UG/KG	360 U	390 U	390 U	380 U
30 Anthracene	UG/KG	360 U	220 J	390 U	40 J
31 Benzo(a)anthracene	UG/KG	50 J	740	50 J	130 J
32 Benzo(a)pyrene	UG/KG	54 J	620	61 J	120 J
33 Benzo(b)fluoranthene	UG/KG	47 J	540	43 J	110 J
34 Benzo(g,h,i)perylene	UG/KG	53 J	500	53 J	96 J

SVOCs

SDG:	54541	54541	54541	54541
STUDY ID:	PHASE 1	PHASE 1	PHASE 1	PHASE 1
MATRIX:	SOIL	SOIL	SOIL	SOIL
LAB SAMP. ID:	275476	275477	275478	275479
EPA SAMP. ID:	SS26-41	SS26-42	SS26-43	SS26-44
QC CODE:	SA	SA	SA	SA
% MOISTURE:	9	15	15	14
% SOLIDS:				

PARAMETER	UNIT	VALUE Q	VALUE Q	VALUE Q	VALUE Q
1 1,2,4-Trichlorobenzene	UG/KG	360 U	390 U	390 U	380 U
35 Butylbenzylphthalate	UG/KG	360 U	390 U	390 U	380 U
36 Carbazole	UG/KG	360 U	82 J	390 U	48 J
37 Chrysene	UG/KG	64 J	760	60 J	150 J
38 Di-n-butylphthalate	UG/KG	360 U	390 U	390 U	380 U
39 Di-n-oprylphthalate	UG/KG	360 U	390 U	390 U	380 U
40 Dibenz(a,h)anthracene	UG/KG	360 U	220 J	390 U	380 U
41 Dibenzofuran	UG/KG	360 U	390 U	390 U	380 U
42 Diethylphthalate	UG/KG	360 U	390 U	390 U	380 U
43 Dimethylphthalate	UG/KG	360 U	390 U	390 U	380 U
44 Fluoranthene	UG/KG	110 J	1700	100 J	370 J
45 Fluorene	UG/KG	360 U	390 U	390 U	380 U
46 Hexachlorobenzene	UG/KG	360 U	390 U	390 U	380 U
47 Hexachlorobutadiene	UG/KG	360 U	390 U	390 U	380 U
48 Hexachlorocyclopentadiene	UG/KG	360 U	390 U	390 U	380 U
49 Hexachloroethane	UG/KG	360 U	390 U	390 U	380 U
50 Indeno(1,2,3-cd)pyrene	UG/KG	49 J	500	44 J	91 J
51 Isophorone	UG/KG	360 U	390 U	390 U	380 U
52 N-Nitroso-di-n-ctopylamine	UG/KG	360 U	390 U	390 U	380 U
53 N-Nitrosodiphenylamine (1)	UG/KG	360 U	390 U	390 U	380 U
54 Naphthalene	UG/KG	360 U	390 U	390 U	380 U
55 Nitrobenzene	UG/KG	360 U	390 U	390 U	380 U
56 Pentachlorophenol	UG/KG	870 U	940 U	940 U	920 U
57 Phenanthrene	UG/KG	60 J	610	40 J	230 J
58 Phenol	UG/KG	360 U	390 U	390 U	380 U
59 Pyrene	UG/KG	78 J	1200	70 J	240 J
60 benzo(k)fluoranthene	UG/KG	66 J	720	78 J	140 J
61 bis(2-Chloroethoxy) methane	UG/KG	360 U	390 U	390 U	380 U
62 bis(2-Chloroethyl) ether	UG/KG	360 U	390 U	390 U	380 U
63 bis(2-Chloroisooctopyl) ether	UG/KG	360 U	390 U	390 U	380 U
64 bis(2-Ethylhexyl)phthalate	UG/KG	360 U	270 J	240 J	380 U

PESTICIDES

SDG: 54541
 STUDY ID: PHASE 1
 MATRIX: WATER
 LAB SAMP. ID: 275154
 EPA SAMP. ID: SW26-11
 QC CODE: DU
 % MOISTURE: 17
 % SOLIDS:

PARAMETER	UNIT	VALUE	Q
1 4,4'-DDD	UG/L	0.1	U
2 4,4'-DDE	UG/L	0.1	U
3 4,4'-DDT	UG/L	0.1	U
4 Aldrin	UG/L	0.052	U
5 Aroclor-1016	UG/L	1	U
6 Aroclor-1221	UG/L	2.1	U
7 Aroclor-1232	UG/L	1	U
8 Aroclor-1242	UG/L	1	U
9 Aroclor-1248	UG/L	1	U
10 Aroclor-1254	UG/L	1	U
11 Aroclor-1260	UG/L	1	U
12 Dieldrin	UG/L	0.1	U
13 Endosulfan I	UG/L	0.052	U
14 Endosulfan II	UG/L	0.1	U
15 Endosulfan sulfate	UG/L	0.1	U
16 Endrin	UG/L	0.1	U
17 Endrin aldehyde	UG/L	0.1	U
18 Endrin ketone	UG/L	0.1	U
19 Heptachlor	UG/L	0.052	U
20 Heptachlor epoxide	UG/L	0.052	U
21 Methoxychlor	UG/L	0.52	U
22 Toxaphene	UG/L	5.2	U
23 alpha-BHC	UG/L	0.052	U
24 alpha-Chlordane	UG/L	0.052	U
25 beta-BHC	UG/L	0.064	P
26 delta-BHC	UG/L	0.052	U
27 gamma-BHC (Lindane)	UG/L	0.052	U
28 gamma-Chlordane	UG/L	0.027	JP

PESTICIDES

	SDG:	54541	54541	54541	54541	54541	54541
	STUDY ID:	PHASE 1	PHASE 1	PHASE 1	PHASE 1	PHASE 1	PHASE 1
	MATRIX:	SOIL	SOIL	SOIL	SOIL	SOIL	SOIL
	LAB SAMP. ID:	275154	275154	275154	275459	275461	275462
	EPA SAMP. ID:	SD26-11DL	SW26-11MS	SW26-11MSD	SB26-11-00	SB26-11-03	SB26-11-06
	QC CODE:	DL	MS	MSD	SA	SA	SA
	% MOISTURE:	17	17	17	8	15	10
	% SOLIDS:						
PARAMETER	UNIT	VALUE Q	VALUE Q	VALUE Q	VALUE Q	VALUE Q	VALUE Q
1 4,4'-DDD	UG/KG	39 U	4 U	7.7 P	3.6 U	3.8 U	3.7 U
2 4,4'-DDE	UG/KG	76 PD	4.6 P	4 P	3.6 U	3.8 U	3.7 U
3 4,4'-DDT	UG/KG	39 U	34 P	33 P	3.6 U	3.8 U	3.7 U
4 Aldrin	UG/KG	20 U	6.1	6.2 P	1.8 U	2 U	1.9 U
5 Aroclor-1016	UG/KG	390 U	40 U	40 U	36 U	38 U	37 U
6 Aroclor-1221	UG/KG	800 U	80 U	81 U	73 U	78 U	74 U
7 Aroclor-1232	UG/KG	390 U	40 U	40 U	36 U	38 U	37 U
8 Aroclor-1242	UG/KG	390 U	40 U	40 U	36 U	38 U	37 U
9 Aroclor-1248	UG/KG	390 U	40 U	40 U	36 U	38 U	37 U
10 Aroclor-1254	UG/KG	390 U	40 U	40 U	36 U	38 U	37 U
11 Aroclor-1260	UG/KG	1100 PD	850	770	36 U	38 U	37 U
12 Dieldrin	UG/KG	39 U	34 P	33 P	3.6 U	3.8 U	3.7 U
13 Endosulfan I	UG/KG	20 U	6.5 P	6.3 P	1.8 U	2 U	1.9 U
14 Endosulfan II	UG/KG	39 U	35	31	3.6 U	3.8 U	3.7 U
15 Endosulfan sulfate	UG/KG	80 D	2.3 JP	2.3 JP	3.6 U	3.8 U	3.7 U
16 Endrin	UG/KG	39 U	37 P	37 P	3.6 U	3.8 U	3.7 U
17 Endrin aldehyde	UG/KG	81 PD	52 P	44 P	3.6 U	3.8 U	3.7 U
18 Endrin ketone	UG/KG	39 U	4 U	12 P	3.6 U	3.8 U	3.7 U
19 Heptachlor	UG/KG	20 U	4.7 P	4.3 P	1.8 U	2 U	1.9 U
20 Heptachlor epoxide	UG/KG	20 U	2 U	2 U	1.8 U	2 U	1.9 U
21 Methoxychlor	UG/KG	200 U	38 P	34 P	18 U	20 U	19 U
22 Toxaphene	UG/KG	2000 U	200 U	200 U	180 U	200 U	190 U
23 alpha-BHC	UG/KG	20 U	2 U	6.3 P	1.8 U	2 U	1.9 U
24 alpha-Chlordane	UG/KG	20 U	12 P	11 P	1.8 U	2 U	1.9 U
25 beta-BHC	UG/KG	20 U	11 P	8.8 P	1.8 U	2 U	1.9 U
26 delta-BHC	UG/KG	20 U	2 U	2 U	1.8 U	2 U	1.9 U
27 gamma-BHC (Lindane)	UG/KG	20 U	11 P	12	1.8 U	2 U	1.9 U
28 gamma-Chlordane	UG/KG	20 U	2 U	2 U	1.8 U	2 U	1.9 U

PESTICIDES

SDG:	54541	54541	54541	54541	54541
STUDY ID:	PHASE 1	PHASE 1	PHASE 1	PHASE 1	PHASE 1
MATRIX:	SOIL	SOIL	SOIL	SOIL	SOIL
LAB SAMP. ID:	275465	275464	275466	275467	275468
EPA SAMP. ID:	SD26-12	SD26-8	SS26-24	SS26-27	SS26-29
QC CODE:	SA	SA	SA	SA	SA
% MOISTURE:	52	26	8	7	9
% SOLIDS:					

PARAMETER	UNIT	VALUE Q	VALUE Q	VALUE Q	VALUE Q	VALUE Q
1 4,4'-DDD	UG/KG	6.8 U	4.5 U	3.6 U	4.7 P	3.6 U
2 4,4'-DDE	UG/KG	4.3 JP	5.4 P	3.6 U	140	3.6 U
3 4,4'-DDT	UG/KG	6.8 U	4.7	3.6 U	66	2.4 JP
4 Aldrin	UG/KG	3.5 U	2.3 U	1.8 U	1.8 U	1.8 U
5 Aroclor-1016	UG/KG	68 U	45 U	36 U	35 U	36 U
6 Aroclor-1221	UG/KG	140 U	91 U	73 U	72 U	73 U
7 Aroclor-1232	UG/KG	68 U	45 U	36 U	35 U	36 U
8 Aroclor-1242	UG/KG	68 U	45 U	36 U	35 U	36 U
9 Aroclor-1248	UG/KG	68 U	45 U	36 U	35 U	36 U
10 Aroclor-1254	UG/KG	68 U	45 U	36 U	35 U	36 U
11 Aroclor-1260	UG/KG	68 U	45 U	36 U	35 U	36 U
12 Dieldrin	UG/KG	6.8 U	4.5 U	3.6 U	3.5 U	3.6 U
13 Endosulfan I	UG/KG	3.5 U	3.1 P	2.8	1.8 U	1.8 U
14 Endosulfan II	UG/KG	6.8 U	4.5 U	3.6 U	3.7	3.6 U
15 Endosulfan sulfate	UG/KG	6.8 U	4.5 U	3.6 U	3.5 U	3.6 P
16 Endrin	UG/KG	6.8 U	4.5 U	3.6 U	3.5 U	3.6 U
17 Endrin aldehyde	UG/KG	6.8 U	4.5 U	3.6 U	3.5 U	2.3 JP
18 Endrin ketone	UG/KG	6.8 U	4.5 U	3.6 U	3.5 U	3.6 U
19 Heptachlor	UG/KG	3.5 U	2.3 U	1.8 U	1.8 U	1.8 U
20 Heptachlor epoxide	UG/KG	3.5 U	2.3 U	1.8 U	1.8 U	1.8 U
21 Methoxychlor	UG/KG	35 U	23 U	18 U	18 U	18 U
22 Toxaphene	UG/KG	350 U	230 U	180 U	180 U	180 U
23 alpha-BHC	UG/KG	3.5 U	2.3 U	1.8 U	1.8 U	1.8 U
24 alpha-Chlordane	UG/KG	3.5 U	2.3 U	1.8 U	1.8 U	1.8 U
25 beta-BHC	UG/KG	3.5 U	2.3 U	1.8 U	1.8 U	1.8 U
26 delta-BHC	UG/KG	3.5 U	2.3 U	1.8 U	1.8 U	1.8 U
27 gamma-BHC (Lindane)	UG/KG	3.5 U	2.3 U	1.8 U	1.8 U	1.8 U
28 gamma-Chlordane	UG/KG	3.5 U	2.3 U	1.8 U	1.8 U	1.8 U

PESTICIDES

SDG:	54541	54541	54541	54541	54541
STUDY ID:	PHASE 1	PHASE 1	PHASE 1	PHASE 1	PHASE 1
MATRIX:	SOIL	SOIL	SOIL	SOIL	SOIL
LAB SAMP. ID:	275469	275470	275471	275472	275473
EPA SAMP. ID:	SS26-33	SS26-35	SS26-36	SS26-37	SS26-38
QC CODE:	SA	SA	SA	SA	SA
% MOISTURE:	11	23	11	8	14
% SOLIDS:					

PARAMETER	UNIT	VALUE Q	VALUE Q	VALUE Q	VALUE Q	VALUE Q
1 4,4'-DDD	UG/KG	3.7 U	4.3 U	3.7 U	3.5 U	3.8 U
2 4,4'-DDE	UG/KG	5.9	4.3 U	3.7 U	2.9 JP	3.8 U
3 4,4'-DDT	UG/KG	2.6 J	4.3 U	3.7 U	3.5 U	3.8 U
4 Aldrin	UG/KG	1.9 U	2.2 U	1.9 U	1.8 U	2 U
5 Aroclor-1016	UG/KG	37 U	43 U	37 U	35 U	38 U
6 Aroclor-1221	UG/KG	75 U	86 U	75 U	72 U	78 U
7 Aroclor-1232	UG/KG	37 U	43 U	37 U	35 U	38 U
8 Aroclor-1242	UG/KG	37 U	43 U	37 U	35 U	38 U
9 Aroclor-1248	UG/KG	37 U	43 U	37 U	35 U	38 U
10 Aroclor-1254	UG/KG	37 U	43 U	37 U	35 U	38 U
11 Aroclor-1260	UG/KG	37 U	43 U	37 U	35 U	38 U
12 Dieldrin	UG/KG	3.7 U	4.3 U	3.7 U	3.5 U	3.8 U
13 Endosulfan I	UG/KG	1.9 U	2.2 U	1.9 U	1.8 U	2 U
14 Endosulfan II	UG/KG	3.7 U	4.3 U	3.7 U	3.5 U	3.8 U
15 Endosulfan sulfate	UG/KG	3.7 U	4.3 U	3.7 U	3.5 U	3.8 U
16 Endrin	UG/KG	3.7 U	4.3 U	3.7 U	3.5 U	3.8 U
17 Endrin aldehyde	UG/KG	3.7 U	4.3 U	3.7 U	2.4 JP	3.8 U
18 Endrin ketone	UG/KG	3.7 U	4.3 U	3.7 U	3.5 U	3.8 U
19 Heptachlor	UG/KG	1.9 U	2.2 U	1.9 U	1.8 U	2 U
20 Heptachlor epoxide	UG/KG	1.4 JP	2.2 U	1.9 U	1.1 JP	2 U
21 Methoxychlor	UG/KG	19 U	22 U	19 U	18 U	20 U
22 Toxaphene	UG/KG	190 U	220 U	190 U	180 U	200 U
23 alpha-BHC	UG/KG	1.9 U	2.2 U	1.9 U	1.8 U	2 U
24 alpha-Chlordane	UG/KG	1.9 U	2.2 U	1.9 U	1.8 U	2 U
25 beta-BHC	UG/KG	1.9 U	2.2 U	1.9 U	1.8 U	2 U
26 delta-BHC	UG/KG	1.2 JP	2.2 U	1.9 U	1.8 U	2 U
27 gamma-BHC (Lindane)	UG/KG	1.9 U	2.2 U	1.9 U	1.8 U	2 U
28 gamma-Chlordane	UG/KG	1.9 U	2.2 U	1.9 U	1.8 U	2 U

PESTICIDES

	SDG:	54541	54541	54541	54541	54541
	STUDY ID:	PHASE 1	PHASE 1	PHASE 1	PHASE 1	PHASE 1
	MATRIX:	SOIL	SOIL	SOIL	SOIL	SOIL
	LAB SAMP. ID:	275474	275475	275476	275477	275478
	EPA SAMP. ID:	SS26-39	SS26-40	SS26-41	SS26-42	SS26-43
	QC CODE:	SA	SA	SA	SA	SA
	% MOISTURE:	17	18	9	15	15
	% SOLIDS:					
PARAMETER	UNIT	VALUE Q	VALUE Q	VALUE Q	VALUE Q	VALUE Q
1 4,4'-DDD	UG/KG	4 U	4 U	3.6 U	3.9 U	3.9 U
2 4,4'-DDE	UG/KG	3.6 J	5.8	3.4 J	2.5 JP	2.4 JP
3 4,4'-DDT	UG/KG	4 U	2.2 J	3.6 U	2.3 J	1.9 JP
4 Aldrin	UG/KG	2 U	2.1 U	1.9 U	2 U	2 U
5 Aroclor-1016	UG/KG	40 U	40 U	36 U	39 U	39 U
6 Aroclor-1221	UG/KG	80 U	81 U	73 U	78 U	79 U
7 Aroclor-1232	UG/KG	40 U	40 U	36 U	39 U	39 U
8 Aroclor-1242	UG/KG	40 U	40 U	36 U	39 U	39 U
9 Aroclor-1248	UG/KG	40 U	40 U	36 U	39 U	39 U
10 Aroclor-1254	UG/KG	40 U	40 U	36 U	39 U	39 U
11 Aroclor-1260	UG/KG	40 U	40 U	36 U	39 U	39 U
12 Dieldrin	UG/KG	4 U	4 U	3.6 U	3.9 U	3.9 U
13 Endosulfan I	UG/KG	2 U	2.1 U	1.9 U	2 U	2 U
14 Endosulfan II	UG/KG	4 U	4 U	3.6 U	3.9 U	3.9 U
15 Endosulfan sulfate	UG/KG	4 U	4 U	3.6 U	3.9 U	3.9 U
16 Endrin	UG/KG	4 U	4 U	3.6 U	3.9 U	3.9 U
17 Endrin aldehyde	UG/KG	4 U	4 U	3.6 U	3.9 U	3.9 U
18 Endrin ketone	UG/KG	4 U	4 U	3.6 U	3.9 U	3.9 U
19 Heptachlor	UG/KG	2 U	2.1 U	1.9 U	2 U	2 U
20 Heptachlor epoxide	UG/KG	2 U	2.1 U	1.9 U	2 U	2 U
21 Methoxychlor	UG/KG	20 U	21 U	19 U	20 U	20 U
22 Toxaphene	UG/KG	200 U	210 U	190 U	200 U	200 U
23 alpha-BHC	UG/KG	2 U	2.1 U	1.9 U	2 U	2 U
24 alpha-Chlordane	UG/KG	2 U	2.1 U	1.9 U	2 U	2 U
25 beta-BHC	UG/KG	2 U	2.1 U	1.9 U	2 U	2 U
26 delta-BHC	UG/KG	2 U	2.1 U	1.9 U	2 U	2 U
27 gamma-BHC (Lindane)	UG/KG	2 U	2.1 U	1.9 U	2 U	2 U
28 gamma-Chlordane	UG/KG	2 U	2.1 U	1.9 U	2 U	2 U

PESTICIDES

SDG:	54541
STUDY ID:	PHASE 1
MATRIX:	SOIL
LAB SAMP. ID:	275479
EPA SAMP. ID:	SS26-44
QC CODE:	SA
% MOISTURE:	14
% SOLIDS:	

PARAMETER	UNIT	VALUE	Q
1 4,4'-DDD	UG/KG	3.8	U
2 4,4'-DDE	UG/KG	3.8	U
3 4,4'-DDT	UG/KG	3.8	U
4 Aldrin	UG/KG	2	U
5 Aroclor-1016	UG/KG	38	U
6 Aroclor-1221	UG/KG	77	U
7 Aroclor-1232	UG/KG	38	U
8 Aroclor-1242	UG/KG	38	U
9 Aroclor-1248	UG/KG	38	U
10 Aroclor-1254	UG/KG	38	U
11 Aroclor-1260	UG/KG	38	U
12 Dieldrin	UG/KG	3.8	U
13 Endosulfan I	UG/KG	2	U
14 Endosulfan II	UG/KG	3.8	U
15 Endosulfan sulfate	UG/KG	3.8	U
16 Endrin	UG/KG	3.8	U
17 Endrin aldehyde	UG/KG	3.8	U
18 Endrin ketone	UG/KG	3.8	U
19 Heptachlor	UG/KG	2	U
20 Heptachlor epoxide	UG/KG	2	U
21 Methoxychlor	UG/KG	20	U
22 Toxaphene	UG/KG	200	U
23 alpha-BHC	UG/KG	2	U
24 alpha-Chlordane	UG/KG	2	U
25 beta-BHC	UG/KG	2	U
26 delta-BHC	UG/KG	2	U
27 gamma-BHC (Lindane)	UG/KG	2	U
28 gamma-Chlordane	UG/KG	2	U

METALS

SDG: 54541
 STUDY ID: PHASE 1
 MATRIX: WATER
 LAB SAMP. ID: 275154
 EPA SAMP. ID: SW26-11
 QC CODE: DU
 % MOISTURE:
 % SOLIDS: 83.2

PARAMETER	UNIT	VALUE	Q
1 Aluminium	UG/L	80.3	B
2 Antimony	UG/L	2.2	U
3 Arsenic	UG/L	7.4	B
4 Barium	UG/L	57.7	B
5 Beryllium	UG/L	0.27	U
6 Cadmium	UG/L	0.3	U
7 Calcium	UG/L	46800	
8 Chromium	UG/L	0.5	U
9 Cobalt	UG/L	1	U
10 Copper	UG/L	0.7	U
11 Cyanide	UG/L	5	U
12 Iron	UG/L	560	
13 Lead	UG/L	1.5	U
14 Magnesium	UG/L	3230	B
15 Manganese	UG/L	9.9	B
16 Mercury	UG/L	0.03	B
17 Nickel	UG/L	3.3	B
18 Potassium	UG/L	3520	B
19 Selenium	UG/L	3.7	U
20 Silver	UG/L	0.8	U
21 Sodium	UG/L	3170	B
22 Thallium	UG/L	3	U
23 Vanadium	UG/L	1.1	U
24 Zinc	UG/L	8.6	B

METALS

	SDG:	54541	54541	54541	54541	54541
	STUDY ID:	PHASE 1	PHASE 1	PHASE 1	PHASE 1	PHASE 1
	MATRIX:	SOIL	SOIL	SOIL	SOIL	SOIL
	LAB SAMP. ID:	275459	275461	275462	275465	275464
	EPA SAMP. ID:	SB26-11-00	SB26-11-03	SB26-11-06	SD26-12	SD26-8
	QC CODE:	SA	SA	SA	SA	SA
	% MOISTURE:					
	% SOLIDS:	92.3	85.1	89.9	48.1	73.7
PARAMETER	UNIT	VALUE Q	VALUE Q	VALUE Q	VALUE Q	VALUE Q
1 Aluminium	MG/K	4700	15700	8220	15300	9810
2 Antimony	MG/K	0.41 U	0.44 U	0.36 U	0.8 U	0.53 B
3 Arsenic	MG/K	5	6	4.2	8.2	24.8
4 Barium	MG/K	34.9 B	96.3	87.1	118	54.1
5 Beryllium	MG/K	0.35 B	0.75 B	0.41 B	0.83 B	0.49 B
6 Cadmium	MG/K	0.06 U	0.06 U	0.05 U	0.11 U	0.06 U
7 Calcium	MG/K	196000	6230	86100	12300	6700
8 Chromium	MG/K	8.5	24.6	13.1	25.1	22.2
9 Cobalt	MG/K	7.8 B	14.7	8.2	11.6 B	13.4
10 Copper	MG/K	15.9	24.6	20.4	23.9	22.1
11 Cyanide	MG/K	0.59 U	0.62 U	0.64 U	1.1 U	0.72 U
12 Iron	MG/K	10700	31400	18000	29400	25400
13 Lead	MG/K	6	12.8	6.9	31.6	17.5
14 Magnesium	MG/K	11500	5750	14700	5770	4580
15 Manganese	MG/K	318	641	579	803	906
16 Mercury	MG/K	0.02 B	0.04 B	0.02 B	0.08 B	0.02 B
17 Nickel	MG/K	23.2	39.8	22.6	34.4	38.5
18 Potassium	MG/K	1080	1540	1660	1500 B	905 B
19 Selenium	MG/K	0.69 U	0.74 U	0.61 U	1.3 U	0.71 U
20 Silver	MG/K	0.15 U	0.16 U	0.13 U	0.29 U	0.15 U
21 Sodium	MG/K	86.4 B	39.9 U	96.1 B	73 U	38.5 U
22 Thallium	MG/K	0.56 U	1 B	0.92 B	1.1 U	0.58 U
23 Vanadium	MG/K	10.2	23.9	14.1	26.5	15.6
24 Zinc	MG/K	50	94.5	52.2	126	325

METALS

	SDG:	54541	54541	54541	54541	54541
	STUDY ID:	PHASE 1	PHASE 1	PHASE 1	PHASE 1	PHASE 1
	MATRIX:	SOIL	SOIL	SOIL	SOIL	SOIL
	LAB SAMP. ID:	275466	275467	275468	275469	275470
	EPA SAMP. ID:	SS26-24	SS26-27	SS26-29	SS26-33	SS26-35
	QC CODE:	SA	SA	SA	SA	SA
	% MOISTURE:					
	% SOLIDS:	91.7	92.6	90.6	88.6	76.9
PARAMETER	UNIT	VALUE Q	VALUE Q	VALUE Q	VALUE Q	VALUE Q
1 Aluminum	MG/K	6690	6750	13100	12400	17200
2 Antimony	MG/K	0.38 U	0.45 U	0.38 U	0.38 U	0.42 U
3 Arsenic	MG/K	8.2	4.7	6.8	5.3	5.6
4 Barium	MG/K	42.4	28.3 B	77.4	62.2	74
5 Beryllium	MG/K	0.49 B	0.42 B	0.64 B	0.62 B	0.64 B
6 Cadmium	MG/K	0.05 U	0.06 U	0.05 U	0.05 U	0.06 U
7 Calcium	MG/K	208000	169000	79000	82200	41600
8 Chromium	MG/K	11.1	12.6	26.3	20.8	21.2
9 Cobalt	MG/K	9.4	9.4 B	11.6	12.3	8 B
10 Copper	MG/K	26.2	15.3	25	25.1	17.5
11 Cyanide	MG/K	0.64 U	0.61 U	0.61 U	0.61 U	0.63 U
12 Iron	MG/K	15800	15200	25600	24600	21800
13 Lead	MG/K	7.7	16.9	42.6	17.6	14.5
14 Magnesium	MG/K	5390	15600	9420	9180	11700
15 Manganese	MG/K	331	516	499	467	432
16 Mercury	MG/K	0.04 B	0.04 B	0.02 B	0.04 B	0.07 B
17 Nickel	MG/K	30.3	27.1	34.2	37.9	20.8
18 Potassium	MG/K	1070	1280	1870	1810	2530
19 Selenium	MG/K	0.64 U	0.75 U	0.64 U	0.63 U	0.7 U
20 Silver	MG/K	0.14 U	0.16 U	0.14 U	0.14 U	0.15 U
21 Sodium	MG/K	80.2 B	116 B	126 B	107 B	68.8 B
22 Thallium	MG/K	0.53 B	0.74 B	0.88 B	0.51 U	0.65 B
23 Vanadium	MG/K	12.2	14	21.3	20	28.6
24 Zinc	MG/K	88.1	124	106	127	155

METALS

SDG:	54541	54541	54541	54541	54541
STUDY ID:	PHASE 1	PHASE 1	PHASE 1	PHASE 1	PHASE 1
MATRIX:	SOIL	SOIL	SOIL	SOIL	SOIL
LAB SAMP. ID:	275471	275472	275473	275474	275475
EPA SAMP. ID:	SS26-36	SS26-37	SS26-38	SS26-39	SS26-40
QC CODE:	SA	SA	SA	SA	SA
% MOISTURE:					
% SOLIDS:	89.3	92.3	86.4	83.2	82.5

PARAMETER	UNIT	VALUE Q	VALUE Q	VALUE Q	VALUE Q	VALUE Q
1 Aluminium	MG/K	9080	6870	6670	17000	8120
2 Antimony	MG/K	0.55 B	0.38 U	0.53 B	0.4 U	0.47 U
3 Arsenic	MG/K	12.2	5.8	10.2	5.8	4.6
4 Barium	MG/K	47.1	35.2	40.5 B	61.2	33.8 B
5 Beryllium	MG/K	0.61 B	0.47 B	0.51 B	0.83 B	0.46 B
6 Cadmium	MG/K	0.05 U	0.05 U	0.07 U	0.05 U	0.06 U
7 Calcium	MG/K	194000	258000	260000	49500	107000
8 Chromium	MG/K	12.3	11	9.4	28.9	14
9 Cobalt	MG/K	8.5	7.1 B	7 B	15.8	9.4 B
10 Copper	MG/K	29.3	17	25.4	31.2	16.5
11 Cyanide	MG/K	0.42 U	0.54 U	0.67 U	0.66 U	0.68 U
12 Iron	MG/K	14100	10300	11800	31600	16700
13 Lead	MG/K	10	7.1	6.4	25.1	21.1
14 Magnesium	MG/K	4760	16300	6000	9280	12500
15 Manganese	MG/K	283	305	266	517	357
16 Mercury	MG/K	0.04 B	0.02 B	0.03 B	0.02 B	0.04 B
17 Nickel	MG/K	33.3	25.3	28.4	54.9	27.6
18 Potassium	MG/K	3020	2560	2250	2600	1530
19 Selenium	MG/K	0.6 U	0.64 U	0.82 U	0.67 U	0.79 U
20 Silver	MG/K	0.13 U	0.14 U	0.18 U	0.14 U	0.17 U
21 Sodium	MG/K	91.9 B	154 B	64 B	101 B	126 B
22 Thallium	MG/K	0.66 B	0.52 U	0.7 B	0.82 B	0.64 U
23 Vanadium	MG/K	20.1	17.6	15.7	26.2	14.4
24 Zinc	MG/K	33	81.1	28.1	149	62

METALS

	SDG:	54541	54541	54541	54541
	STUDY ID:	PHASE 1	PHASE 1	PHASE 1	PHASE 1
	MATRIX:	SOIL	SOIL	SOIL	SOIL
	LAB SAMP. ID:	275476	275477	275478	275479
	EPA SAMP. ID:	SS26-41	SS26-42	SS26-43	SS26-44
	QC CODE:	SA	SA	SA	SA
	% MOISTURE:				
	% SOLIDS:	91.3	84.7	85.5	85.7
PARAMETER	UNIT	VALUE Q	VALUE Q	VALUE Q	VALUE Q
1 Aluminum	MG/K	7880	13100	17700	15300
2 Antimony	MG/K	0.44 U	0.51 U	0.46 U	0.47 U
3 Arsenic	MG/K	5.6	9.5	7.4	6.6
4 Barium	MG/K	36.7 B	64.1	77.9	82
5 Beryllium	MG/K	0.48 B	0.65 B	0.82 B	0.74 B
6 Cadmium	MG/K	0.06 U	0.07 U	0.06 U	0.06 U
7 Calcium	MG/K	177000	65900	12100	20500
8 Chromium	MG/K	13.3	21.8	27.1	24.4
9 Cobalt	MG/K	8.6 B	11.2 B	14.7	13.5
10 Copper	MG/K	14.9	25.5	28.1	23.3
11 Cyanide	MG/K	0.64 U	0.55 U	0.56 U	0.6 U
12 Iron	MG/K	14100	27400	32000	31700
13 Lead	MG/K	15.5	18.6	22	21.6
14 Magnesium	MG/K	18200	9320	7320	6460
15 Manganese	MG/K	478	682	544	731
16 Mercury	MG/K	0.02 B	0.04 B	0.04 B	0.09 B
17 Nickel	MG/K	22.7	32.6	43.8	35.8
18 Potassium	MG/K	2140	1950	2640	1570
19 Selenium	MG/K	0.74 U	0.86 U	0.91 B	0.79 U
20 Silver	MG/K	0.16 U	0.19 U	0.17 U	0.17 U
21 Sodium	MG/K	116 B	132 B	67.1 B	42.9 U
22 Thallium	MG/K	0.6 U	0.95 B	1.1 B	1.1 B
23 Vanadium	MG/K	17.9	21.4	28.2	22.4
24 Zinc	MG/K	70.4	101	117	103

VOCs

SDG:	54598
STUDY ID:	PHASE 1
MATRIX:	WATER
LAB SAMP. ID:	275503
EPA SAMP. ID:	SS26-34R
QC CODE:	FB
% MOISTURE:	
% SOLIDS:	

PARAMETER	UNIT	VALUE	Q
1 1,1,1-Trichloroethane	UG/L	10	U
2 1,1,2,2-Tetrachloroethane	UG/L	10	U
3 1,1,2-Trichloroethene	UG/L	10	U
4 1,1-Dichloroethane	UG/L	10	U
5 1,1-Dichloroethene	UG/L	10	U
6 1,2-Dichlorooctopane	UG/L	10	U
7 1,2-Dichloroethane	UG/L	10	U
8 1,2-Dichloroethene (total)	UG/L	10	U
9 2-Butanone	UG/L	10	U
10 2-Hexanone	UG/L	10	U
11 4-Methyl-2-Pentanone	UG/L	10	U
12 Acetone	UG/L	10	U
13 Benzene	UG/L	10	U
14 Bromodichloromethane	UG/L	10	U
15 Bromoform	UG/L	10	U
16 Bromomethane	UG/L	10	U
17 Carbon Disulfide	UG/L	10	U
18 Carbon Tetrachloride	UG/L	10	U
19 Chlorobenzene	UG/L	10	U
20 Chloroethane	UG/L	10	U
21 Chloroform	UG/L	3	J
22 Chloromethane	UG/L	10	U
23 Dibromochloromethane	UG/L	10	U
24 Ethylbenzene	UG/L	10	U
25 Methylene Chloride	UG/L	10	U
26 Styrene	UG/L	10	U
27 Tetrachloroethene	UG/L	10	U
28 Toluene	UG/L	10	U
29 Trichloroethene	UG/L	10	U
30 Vinyl Chloride	UG/L	10	U
31 Xylene (total)	UG/L	10	U
32 cis-1,3-Dichlorooctopene	UG/L	10	U
33 trans-1,3-Dichlorooctopene	UG/L	10	U

VOCs

SDG:	54598	54598	54598	54598
STUDY ID:	PHASE 1	PHASE 1	PHASE 1	PHASE 1
MATRIX:	SOIL	SOIL	SOIL	SOIL
LAB SAMP. ID:	275502	275631	275483	275483
EPA SAMP. ID:	SS26-52	SS26-53	SS26-45MS	SS26-45MSD
QC CODE:	DU	DU	MS	MSD
% MOISTURE:	10	14	14	14

PARAMETER	UNIT	VALUE Q	VALUE Q	VALUE Q	VALUE Q
1 1,1,1-Trichloroethane	UG/KG	11 U	12 U	12 U	12 U
2 1,1,2,2-Tetrachloroethane	UG/KG	11 U	12 U	12 U	12 U
3 1,1,2-Trichloroethene	UG/KG	11 U	12 U	12 U	12 U
4 1,1-Dichloroethane	UG/KG	11 U	12 U	12 U	12 U
5 1,1-Dichloroethene	UG/KG	11 U	12 U	61	62
6 1,2-Dichloroethane	UG/KG	11 U	12 U	12 U	12 U
7 1,2-Dichloroethene	UG/KG	11 U	12 U	12 U	12 U
8 1,2-Dichloroethene (total)	UG/KG	11 U	12 U	12 U	12 U
9 2-Butanone	UG/KG	11 U	12 U	12 U	12 U
10 2-Hexanone	UG/KG	11 U	12 U	12 U	12 U
11 4-Methyl-2-Pentanone	UG/KG	11 U	12 U	12 U	12 U
12 Acetone	UG/KG	2 J	3 JB	12 U	12 U
13 Benzene	UG/KG	11 U	12 U	62	63
14 Bromodichloromethane	UG/KG	11 U	12 U	12 U	12 U
15 Bromoform	UG/KG	11 U	12 U	12 U	12 U
16 Bromomethane	UG/KG	11 U	12 U	12 U	12 U
17 Carbon Disulfide	UG/KG	11 U	12 U	12 U	12 U
18 Carbon Tetrachloride	UG/KG	11 U	12 U	12 U	12 U
19 Chlorobenzene	UG/KG	11 U	12 U	62	62
20 Chloroethane	UG/KG	11 U	12 U	12 U	12 U
21 Chloroform	UG/KG	11 U	12 U	12 U	12 U
22 Chloromethane	UG/KG	11 U	12 U	12 U	12 U
23 Dibromochloromethane	UG/KG	11 U	12 U	12 U	12 U
24 Ethylbenzene	UG/KG	11 U	12 U	12 U	12 U
25 Methylene Chloride	UG/KG	11 U	12 U	12 U	12 U
26 Styrene	UG/KG	11 U	12 U	12 U	12 U
27 Tetrachloroethene	UG/KG	11 U	12 U	12 U	12 U
28 Toluene	UG/KG	11 U	12 U	69	68
29 Trichloroethene	UG/KG	11 U	12 U	56	57
30 Vinyl Chloride	UG/KG	11 U	12 U	12 U	12 U
31 Xylene (total)	UG/KG	11 U	12 U	12 U	12 U
32 cis-1,3-Dichloroethene	UG/KG	11 U	12 U	12 U	12 U
33 trans-1,3-Dichloroethene	UG/KG	11 U	12 U	12 U	12 U

VOCs

SDG:	54598	54598	54598	54598	54598
STUDY ID:	PHASE 1	PHASE 1	PHASE 1	PHASE 1	PHASE 1
MATRIX:	SOIL	SOIL	SOIL	SOIL	SOIL
LAB SAMP. ID:	275491	275494	275495	275496	275497
EPA SAMP. ID:	SS26-19RE	SS26-22RE	SS26-23RE	SS26-25RE	SS26-26RE
QC CODE:	RE	RE	RE	RE	RE
% MOISTURE:	15	12	7	12	11

PARAMETER	UNIT	VALUE Q	VALUE Q	VALUE Q	VALUE Q	VALUE Q
1 1,1,1-Trichloroethane	UG/KG	12 U	11 U	11 U	11 U	11 U
2 1,1,2,2-Tetrachloroethane	UG/KG	12 U	11 U	11 U	11 U	11 U
3 1,1,2-Trichloroethene	UG/KG	12 U	11 U	11 U	11 U	11 U
4 1,1-Dichloroethane	UG/KG	12 U	11 U	11 U	11 U	11 U
5 1,1-Dichloroethene	UG/KG	12 U	11 U	11 U	11 U	11 U
6 1,2-Dichloroethane	UG/KG	12 U	11 U	11 U	11 U	11 U
7 1,2-Dichloroethene	UG/KG	12 U	11 U	11 U	11 U	11 U
8 1,2-Dichloroethene (total)	UG/KG	12 U	11 U	11 U	11 U	11 U
9 2-Butanone	UG/KG	12 U	11 U	11 U	11 U	11 U
10 2-Hexanone	UG/KG	12 U	11 U	11 U	11 U	11 U
11 4-Methyl-2-Pentanone	UG/KG	12 U	11 U	11 U	11 U	11 U
12 Acetone	UG/KG	12 U	5 JB	11 U	4 JB	4 JB
13 Benzene	UG/KG	12 U	11 U	11 U	11 U	11 U
14 Bromodichloromethane	UG/KG	12 U	11 U	11 U	11 U	11 U
15 Bromoform	UG/KG	12 U	11 U	11 U	11 U	11 U
16 Bromomethane	UG/KG	12 U	11 U	11 U	11 U	11 U
17 Carbon Disulfide	UG/KG	12 U	11 U	11 U	11 U	11 U
18 Carbon Tetrachloride	UG/KG	12 U	11 U	11 U	11 U	11 U
19 Chlorobenzene	UG/KG	12 U	11 U	11 U	11 U	11 U
20 Chloroethane	UG/KG	12 U	11 U	11 U	11 U	11 U
21 Chloroform	UG/KG	12 U	11 U	11 U	11 U	11 U
22 Chloromethane	UG/KG	12 U	11 U	11 U	11 U	11 U
23 Dibromochloromethane	UG/KG	12 U	11 U	11 U	11 U	11 U
24 Ethylbenzene	UG/KG	12 U	11 U	11 U	11 U	11 U
25 Methylene Chloride	UG/KG	12 U	11 U	11 U	11 U	11 U
26 Styrene	UG/KG	12 U	11 U	11 U	11 U	11 U
27 Tetrachloroethene	UG/KG	12 U	11 U	11 U	11 U	11 U
28 Toluene	UG/KG	12 U	11 U	11 U	11 U	11 U
29 Trichloroethene	UG/KG	12 U	11 U	11 U	11 U	11 U
30 Vinyl Chloride	UG/KG	12 U	11 U	11 U	11 U	11 U
31 Xylene (total)	UG/KG	12 U	11 U	11 U	11 U	11 U
32 cis-1,3-Dichloroethene	UG/KG	12 U	11 U	11 U	11 U	11 U
33 trans-1,3-Dichloroethene	UG/KG	12 U	11 U	11 U	11 U	11 U

VOCs

SDG:	54598	54598	54598	54598	54598
STUDY ID:	PHASE 1	PHASE 1	PHASE 1	PHASE 1	PHASE 1
MATRIX:	SOIL	SOIL	SOIL	SOIL	SOIL
LAB SAMP. ID:	275498	275500	275629	275488	275489
EPA SAMP. ID:	SS26-30RE	SS26-32RE	SS26-15	SS26-16	SS26-17
QC CODE:	RE	RE	SA	SA	SA
% MOISTURE:	13	10	20	22	20

PARAMETER	UNIT	VALUE Q	VALUE Q	VALUE Q	VALUE Q	VALUE Q
1 1,1,1-Trichloroethane	UG/KG	11 U	11 U	12 U	13 U	12 U
2 1,1,2,2-Tetrachloroethane	UG/KG	11 U	11 U	12 U	13 U	12 U
3 1,1,2-Trichloroethene	UG/KG	11 U	11 U	12 U	13 U	12 U
4 1,1-Dichloroethane	UG/KG	11 U	11 U	12 U	13 U	12 U
5 1,1-Dichloroethene	UG/KG	11 U	11 U	12 U	13 U	12 U
6 1,2-Dichlorooctopane	UG/KG	11 U	11 U	12 U	13 U	12 U
7 1,2-Dichloroethane	UG/KG	11 U	11 U	12 U	13 U	12 U
8 1,2-Dichloroethene (total)	UG/KG	11 U	11 U	12 U	13 U	12 U
9 2-Butanone	UG/KG	11 U	11 U	12 U	13 U	12 U
10 2-Hexanone	UG/KG	11 U	11 U	12 U	13 U	12 U
11 4-Methyl-2-Pentanone	UG/KG	11 U	11 U	12 U	13 U	12 U
12 Acetone	UG/KG	2 JB	11 U	12 U	13 U	10 J
13 Benzene	UG/KG	11 U	11 U	12 U	13 U	12 U
14 Bromodichloromethane	UG/KG	11 U	11 U	12 U	13 U	12 U
15 Bromoform	UG/KG	11 U	11 U	12 U	13 U	12 U
16 Bromomethane	UG/KG	11 U	11 U	12 U	13 U	12 U
17 Carbon Disulfide	UG/KG	11 U	11 U	12 U	13 U	12 U
18 Carbon Tetrachloride	UG/KG	11 U	11 U	12 U	13 U	12 U
19 Chlorobenzene	UG/KG	11 U	11 U	12 U	13 U	12 U
20 Chloroethane	UG/KG	11 U	11 U	12 U	13 U	12 U
21 Chloroform	UG/KG	11 U	11 U	12 U	13 U	12 U
22 Chloromethane	UG/KG	11 U	11 U	12 U	13 U	12 U
23 Dibromochloromethane	UG/KG	11 U	11 U	12 U	13 U	12 U
24 Ethylbenzene	UG/KG	11 U	11 U	12 U	13 U	12 U
25 Methylene Chloride	UG/KG	11 U	11 U	12 U	13 U	12 U
26 Styrene	UG/KG	11 U	11 U	12 U	13 U	12 U
27 Tetrachloroethene	UG/KG	11 U	11 U	12 U	13 U	12 U
28 Toluene	UG/KG	11 U	11 U	12 U	13 U	12 U
29 Trichloroethene	UG/KG	11 U	11 U	12 U	13 U	12 U
30 Vinyl Chloride	UG/KG	11 U	11 U	12 U	13 U	12 U
31 Xylene (total)	UG/KG	11 U	11 U	12 U	13 U	12 U
32 cis-1,3-Dichlorooctopene	UG/KG	11 U	11 U	12 U	13 U	12 U
33 trans-1,3-Dichlorooctopene	UG/KG	11 U	11 U	12 U	13 U	12 U

VOCs

SDG:	54598	54598	54598	54598	54598
STUDY ID:	PHASE 1	PHASE 1	PHASE 1	PHASE 1	PHASE 1
MATRIX:	SOIL	SOIL	SOIL	SOIL	SOIL
LAB SAMP. ID:	275490	275491	275492	275493	275494
EPA SAMP. ID:	SS26-18	SS26-19	SS26-20	SS26-21	SS26-22
QC CODE:	SA	SA	SA	SA	SA
% MOISTURE:	19	15	18	10	12

PARAMETER	UNIT	VALUE Q	VALUE Q	VALUE Q	VALUE Q	VALUE Q
1 1,1,1-Trichloroethane	UG/KG	12 U	12 U	12 U	11 U	11 U
2 1,1,2,2-Tetrachloroethane	UG/KG	12 U	12 U	12 U	11 U	11 U
3 1,1,2-Trichloroethene	UG/KG	12 U	12 U	12 U	11 U	11 U
4 1,1-Dichloroethane	UG/KG	12 U	12 U	12 U	11 U	11 U
5 1,1-Dichloroethene	UG/KG	12 U	12 U	12 U	11 U	11 U
6 1,2-Dichloroethane	UG/KG	12 U	12 U	12 U	11 U	11 U
7 1,2-Dichloroethene	UG/KG	12 U	12 U	12 U	11 U	11 U
8 1,2-Dichloroethene (total)	UG/KG	12 U	12 U	12 U	11 U	11 U
9 2-Butanone	UG/KG	12 U	12 U	12 U	11 U	11 U
10 2-Hexanone	UG/KG	12 U	12 U	12 U	11 U	11 U
11 4-Methyl-2-Pentanone	UG/KG	12 U	12 U	12 U	11 U	11 U
12 Acetone	UG/KG	7 J	8 J	19	7 J	31
13 Benzene	UG/KG	12 U	12 U	12 U	11 U	11 U
14 Bromodichloromethane	UG/KG	12 U	12 U	12 U	11 U	11 U
15 Bromoform	UG/KG	12 U	12 U	12 U	11 U	11 U
16 Bromomethane	UG/KG	12 U	12 U	12 U	11 U	11 U
17 Carbon Disulfide	UG/KG	12 U	12 U	12 U	11 U	11 U
18 Carbon Tetrachloride	UG/KG	12 U	12 U	12 U	11 U	11 U
19 Chlorobenzene	UG/KG	12 U	12 U	12 U	11 U	11 U
20 Chloroethane	UG/KG	12 U	12 U	12 U	11 U	11 U
21 Chloroform	UG/KG	12 U	12 U	12 U	11 U	11 U
22 Chloromethane	UG/KG	12 U	12 U	12 U	11 U	11 U
23 Dibromochloromethane	UG/KG	12 U	12 U	12 U	11 U	11 U
24 Ethylbenzene	UG/KG	12 U	12 U	12 U	11 U	11 U
25 Methylene Chloride	UG/KG	12 U	12 U	12 U	11 U	11 U
26 Styrene	UG/KG	12 U	12 U	12 U	11 U	11 U
27 Tetrachloroethene	UG/KG	12 U	12 U	12 U	11 U	11 U
28 Toluene	UG/KG	12 U	12 U	12 U	11 U	11 U
29 Trichloroethene	UG/KG	12 U	12 U	12 U	11 U	11 U
30 Vinyl Chloride	UG/KG	12 U	12 U	12 U	11 U	11 U
31 Xylene (total)	UG/KG	12 U	2 J	12 U	11 U	11 U
32 cis-1,3-Dichloroethene	UG/KG	12 U	12 U	12 U	11 U	11 U
33 trans-1,3-Dichloroethene	UG/KG	12 U	12 U	12 U	11 U	11 U

VOCs

SDG:	54598	54598	54598	54598	54598
STUDY ID:	PHASE 1	PHASE 1	PHASE 1	PHASE 1	PHASE 1
MATRIX:	SOIL	SOIL	SOIL	SOIL	SOIL
LAB SAMP. ID:	275495	275496	275497	275630	275498
EPA SAMP. ID:	SS26-23	SS26-25	SS26-26	SS26-28	SS26-30
QC CODE:	SA	SA	SA	SA	SA
% MOISTURE:	7	12	11	11	13

PARAMETER	UNIT	VALUE	Q	VALUE	Q	VALUE	Q	VALUE	Q
1 1,1,1-Trichloroethane	UG/KG	11	U	11	U	11	U	11	U
2 1,1,2,2-Tetrachloroethane	UG/KG	11	U	11	U	11	U	11	U
3 1,1,2-Trichloroethene	UG/KG	11	U	11	U	11	U	11	U
4 1,1-Dichloroethane	UG/KG	11	U	11	U	11	U	11	U
5 1,1-Dichloroethene	UG/KG	11	U	11	U	11	U	11	U
6 1,2-Dichloroethane	UG/KG	11	U	11	U	11	U	11	U
7 1,2-Dichloroethene	UG/KG	11	U	11	U	11	U	11	U
8 1,2-Dichloroethene (total)	UG/KG	11	U	11	U	11	U	11	U
9 2-Butanone	UG/KG	11	U	11	U	11	U	11	U
10 2-Hexanone	UG/KG	11	U	11	U	11	U	11	U
11 4-Methyl-2-Pentanone	UG/KG	11	U	11	U	11	U	11	U
12 Acetone	UG/KG	8	J	9	J	11	U	2	JB
13 Benzene	UG/KG	11	U	11	U	11	U	11	U
14 Bromodichloromethane	UG/KG	11	U	11	U	11	U	11	U
15 Bromoform	UG/KG	11	U	11	U	11	U	11	U
16 Bromomethane	UG/KG	11	U	11	U	11	U	11	U
17 Carbon Disulfide	UG/KG	11	U	11	U	11	U	11	U
18 Carbon Tetrachloride	UG/KG	11	U	11	U	11	U	11	U
19 Chlorobenzene	UG/KG	11	U	11	U	11	U	11	U
20 Chloroethane	UG/KG	11	U	11	U	11	U	11	U
21 Chloroform	UG/KG	11	U	11	U	11	U	11	U
22 Chloromethane	UG/KG	11	U	11	U	11	U	11	U
23 Dibromochloromethane	UG/KG	11	U	11	U	11	U	11	U
24 Ethylbenzene	UG/KG	11	U	11	U	11	U	11	U
25 Methylene Chloride	UG/KG	11	U	11	U	11	U	11	U
26 Styrene	UG/KG	11	U	11	U	11	U	11	U
27 Tetrachloroethene	UG/KG	11	U	11	U	11	U	11	U
28 Toluene	UG/KG	11	U	11	U	11	U	11	U
29 Trichloroethene	UG/KG	3	J	11	U	11	U	11	U
30 Vinyl Chloride	UG/KG	11	U	11	U	11	U	11	U
31 Xylene (total)	UG/KG	11	U	11	U	11	U	11	U
32 cis-1,3-Dichloroethene	UG/KG	11	U	11	U	11	U	11	U
33 trans-1,3-Dichloroethene	UG/KG	11	U	11	U	11	U	11	U

VOCs

	54598	54598	54598	54598	54598
SDG:	54598	54598	54598	54598	54598
STUDY ID:	PHASE 1	PHASE 1	PHASE 1	PHASE 1	PHASE 1
MATRIX:	SOIL	SOIL	SOIL	SOIL	SOIL
LAB SAMP. ID:	275499	275500	275501	275483	275484
EPA SAMP. ID:	SS26-31	SS26-32	SS26-34	SS26-45	SS26-46
QC CODE:	SA	SA	SA	SA	SA
% MOISTURE:	12	10	10	14	14

PARAMETER	UNIT	VALUE Q	VALUE Q	VALUE Q	VALUE Q	VALUE Q
1 1,1,1-Trichloroethane	UG/KG	11 U	11 U	11 U	12 U	12 U
2 1,1,2,2-Tetrachloroethane	UG/KG	11 U	11 U	11 U	12 U	12 U
3 1,1,2-Trichloroethene	UG/KG	11 U	11 U	11 U	12 U	12 U
4 1,1-Dichloroethane	UG/KG	11 U	11 U	11 U	12 U	12 U
5 1,1-Dichloroethene	UG/KG	11 U	11 U	11 U	12 U	12 U
6 1,2-Dichlorooctopane	UG/KG	11 U	11 U	11 U	12 U	12 U
7 1,2-Dichloroethane	UG/KG	11 U	11 U	11 U	12 U	12 U
8 1,2-Dichloroethene (total)	UG/KG	11 U	11 U	11 U	12 U	12 U
9 2-Butanone	UG/KG	11 U	11 U	11 U	12 U	12 U
10 2-Hexanone	UG/KG	11 U	11 U	11 U	12 U	12 U
11 4-Methyl-2-Pentanone	UG/KG	11 U	11 U	11 U	12 U	12 U
12 Acetone	UG/KG	11 U	8 J	11 U	12 U	12 U
13 Benzene	UG/KG	11 U	11 U	11 U	12 U	12 U
14 Bromodichloromethane	UG/KG	11 U	11 U	11 U	12 U	12 U
15 Bromoform	UG/KG	11 U	11 U	11 U	12 U	12 U
16 Bromomethane	UG/KG	11 U	11 U	11 U	12 U	12 U
17 Carbon Disulfide	UG/KG	11 U	11 U	11 U	12 U	12 U
18 Carbon Tetrachloride	UG/KG	11 U	11 U	11 U	12 U	12 U
19 Chlorobenzene	UG/KG	11 U	11 U	11 U	12 U	12 U
20 Chloroethane	UG/KG	11 U	11 U	11 U	12 U	12 U
21 Chloroform	UG/KG	11 U	11 U	11 U	12 U	12 U
22 Chloromethane	UG/KG	11 U	11 U	11 U	12 U	12 U
23 Dibromochloromethane	UG/KG	11 U	11 U	11 U	12 U	12 U
24 Ethylbenzene	UG/KG	11 U	11 U	11 U	12 U	12 U
25 Methylene Chloride	UG/KG	11 U	11 U	11 U	12 U	12 U
26 Styrene	UG/KG	11 U	11 U	11 U	12 U	12 U
27 Tetrachloroethene	UG/KG	11 U	11 U	11 U	12 U	12 U
28 Toluene	UG/KG	2 J	11 U	11 U	12 U	12 U
29 Trichloroethene	UG/KG	11 U	11 U	11 U	12 U	12 U
30 Vinyl Chloride	UG/KG	11 U	11 U	11 U	12 U	12 U
31 Xylene (total)	UG/KG	7 J	11 U	11 U	12 U	12 U
32 cis-1,3-Dichlorooctopene	UG/KG	11 U	11 U	11 U	12 U	12 U
33 trans-1,3-Dichlorooctopene	UG/KG	11 U	11 U	11 U	12 U	12 U

VOCs

SDG: 54598
 STUDY ID: PHASE 1
 MATRIX: SOIL
 LAB SAMP. ID: 275485
 EPA SAMP. ID: SS26-47
 QC CODE: SA
 % MOISTURE: 11

PARAMETER	UNIT	VALUE	Q
1 1,1,1-Trichloroethane	UG/KG	11	U
2 1,1,2,2-Tetrachloroethane	UG/KG	11	U
3 1,1,2-Trichloroethene	UG/KG	11	U
4 1,1-Dichloroethane	UG/KG	11	U
5 1,1-Dichloroethene	UG/KG	11	U
6 1,2-Dichlorooctopane	UG/KG	11	U
7 1,2-Dichloroethane	UG/KG	11	U
8 1,2-Dichloroethene (total)	UG/KG	11	U
9 2-Butanone	UG/KG	11	U
10 2-Hexanone	UG/KG	11	U
11 4-Methyl-2-Pentanone	UG/KG	11	U
12 Acetone	UG/KG	11	U
13 Benzene	UG/KG	11	U
14 Bromodichloromethane	UG/KG	11	U
15 Bromoform	UG/KG	11	U
16 Bromomethane	UG/KG	11	U
17 Carbon Disulfide	UG/KG	11	U
18 Carbon Tetrachloride	UG/KG	11	U
19 Chlorobenzene	UG/KG	11	U
20 Chloroethane	UG/KG	11	U
21 Chloroform	UG/KG	11	U
22 Chloromethane	UG/KG	11	U
23 Dibromochloromethane	UG/KG	11	U
24 Ethylbenzene	UG/KG	11	U
25 Methylene Chloride	UG/KG	11	U
26 Styrene	UG/KG	11	U
27 Tetrachloroethene	UG/KG	11	U
28 Toluene	UG/KG	11	U
29 Trichloroethene	UG/KG	11	U
30 Vinyl Chloride	UG/KG	11	U
31 Xylene (total)	UG/KG	11	U
32 cis-1,3-Dichlorooctopene	UG/KG	11	U
33 trans-1,3-Dichlorooctopene	UG/KG	11	U

SDG:	54598
STUDY ID:	PHASE 1
MATRIX:	WATER
LAB SAMP. ID:	275503
EPA SAMP. ID:	SS26-34R
QC CODE:	FB
% MOISTURE:	
% SOLIDS:	

	PARAMETER	UNIT	VALUE	Q
1	1,2,4-Trichlorobenzene	UG/L	10	U
2	1,2-Dichlorobenzene	UG/L	10	U
3	1,3-Dichlorobenzene	UG/L	10	U
4	1,4-Dichlorobenzene	UG/L	10	U
5	2,4,5-Trichlorophenol	UG/L	26	U
6	2,4,6-Trichlorophenol	UG/L	10	U
7	2,4-Dichlorophenol	UG/L	10	U
8	2,4-Dimethylphenol	UG/L	10	U
9	2,4-Dinitrophenol	UG/L	26	U
10	2,4-Dinitrotoluene	UG/L	10	U
11	2,6-Dinitrotoluene	UG/L	10	U
12	2-Chloronaphthalene	UG/L	10	U
13	2-Chlorophenol	UG/L	10	U
14	2-Methylnaphthalene	UG/L	10	U
15	2-Methylphenol	UG/L	10	U
16	2-Nitroaniline	UG/L	26	U
17	2-Nitrophenol	UG/L	10	U
18	3,3'-Dichlorobenzidine	UG/L	10	U
19	3-Nitroaniline	UG/L	26	U
20	4,6-Dinitro-2-methylphenol	UG/L	26	U
21	4-Bromophenyl-phenylether	UG/L	10	U
22	4-Chloro-3-methylphenol	UG/L	10	U
23	4-Chloroaniline	UG/L	10	U
24	4-Chlorophenyl-phenylether	UG/L	10	U
25	4-Methylphenol	UG/L	10	U
26	4-Nitroaniline	UG/L	26	U
27	4-Nitrophenol	UG/L	26	U
28	Acenaphthene	UG/L	10	U
29	Acenaphthylene	UG/L	10	U
30	Anthracene	UG/L	10	U
31	Benzo(a)anthracene	UG/L	10	U
32	Benzo(a)pyrene	UG/L	10	U
33	Benzo(b)fluoranthene	UG/L	10	U
34	Benzo(g,h,i)perylene	UG/L	10	U

SDG:	54598
STUDY ID:	PHASE 1
MATRIX:	WATER
LAB SAMP. ID:	275503
EPA SAMP. ID:	SS26-34R
QC CODE:	FB
% MOISTURE:	
% SOLIDS:	

PARAMETER	UNIT	VALUE	Q
35 Butylbenzylphthalate	UG/L	10	U
36 Carbazole	UG/L	10	U
37 Chrysene	UG/L	10	U
38 Di-n-butylphthalate	UG/L	10	U
39 Di-n-oprylphthalate	UG/L	10	U
40 Dibenz(a,h)anthracene	UG/L	10	U
41 Dibenzofuran	UG/L	10	U
42 Diethylphthalate	UG/L	10	U
43 Dimethylphthalate	UG/L	10	U
44 Fluoranthene	UG/L	10	U
45 Fluorene	UG/L	10	U
46 Hexachlorobenzene	UG/L	10	U
47 Hexachlorobutadiene	UG/L	10	U
48 Hexachlorocyclopentadiene	UG/L	10	U
49 Hexachloroethane	UG/L	10	U
50 Indeno(1,2,3-cd)pyrene	UG/L	10	U
51 Isophorone	UG/L	10	U
52 N-Nitroso-di-n-ctopylamine	UG/L	10	U
53 N-Nitrosodiphenylamine (1)	UG/L	10	U
54 Naphthalene	UG/L	10	U
55 Nitrobenzene	UG/L	10	U
56 Pentachlorophenol	UG/L	26	U
57 Phenanthrene	UG/L	10	U
58 Phenol	UG/L	10	U
59 Pyrene	UG/L	10	U
60 benzo(k)fluoranthene	UG/L	10	U
61 bis(2-Chloroethoxy) methane	UG/L	10	U
62 bis(2-Chloroethyl) ether	UG/L	10	U
63 bis(2-Chloroisooctopyl) ether	UG/L	10	U
64 bis(2-Ethylhexyl)phthalate	UG/L	5	JB

SVOCs

SDG:	54598	54598
STUDY ID:	PHASE 1	PHASE 1
MATRIX:	SOIL	SOIL
LAB SAMP. ID:	275502	275631
EPA SAMP. ID:	SS26-52	SS26-53
QC CODE:	DU	DU
% MOISTURE:	12	15
% SOLIDS:		

	PARAMETER	UNIT	VALUE	Q	VALUE	Q
1	1,2,4-Trichlorobenzene	UG/KG	1200	U	390	U
2	1,2-Dichlorobenzene	UG/KG	1200	U	390	U
3	1,3-Dichlorobenzene	UG/KG	1200	U	390	U
4	1,4-Dichlorobenzene	UG/KG	1200	U	390	U
5	2,4,5-Trichlorophenol	UG/KG	3000	U	940	U
6	2,4,6-Trichlorophenol	UG/KG	1200	U	390	U
7	2,4-Dichlorophenol	UG/KG	1200	U	390	U
8	2,4-Dimethylphenol	UG/KG	1200	U	390	U
9	2,4-Dinitrophenol	UG/KG	3000	U	940	U
10	2,4-Dinitrotoluene	UG/KG	1200	U	390	U
11	2,6-Dinitrotoluene	UG/KG	1200	U	390	U
12	2-Chloronaphthalene	UG/KG	1200	U	390	U
13	2-Chlorophenol	UG/KG	1200	U	390	U
14	2-Methylnaphthalene	UG/KG	68	J	390	U
15	2-Methylphenol	UG/KG	1200	U	390	U
16	2-Nitroaniline	UG/KG	3000	U	940	U
17	2-Nitrophenol	UG/KG	1200	U	390	U
18	3,3'-Dichlorobenzidine	UG/KG	1200	U	390	U
19	3-Nitroaniline	UG/KG	3000	U	940	U
20	4,6-Dinitro-2-methylphenol	UG/KG	3000	U	940	U
21	4-Bromophenyl-phenylether	UG/KG	1200	U	390	U
22	4-Chloro-3-methylphenol	UG/KG	1200	U	390	U
23	4-Chloroaniline	UG/KG	1200	U	390	U
24	4-Chlorophenyl-phenylether	UG/KG	1200	U	390	U
25	4-Methylphenol	UG/KG	1200	U	390	U
26	4-Nitroaniline	UG/KG	3000	U	940	U
27	4-Nitrophenol	UG/KG	3000	U	940	U
28	Acenaphthene	UG/KG	1200	U	84	J
29	Acenaphthylene	UG/KG	1200	U	390	U
30	Anthracene	UG/KG	1200	U	180	J
31	Benzo(a)anthracene	UG/KG	160	J	620	
32	Benzo(a)pyrene	UG/KG	240	J	650	
33	Benzo(b)fluoranthene	UG/KG	220	J	960	
34	Benzo(g,h,i)perylene	UG/KG	400	J	490	

SVOCs

SDG:	54598	54598
STUDY ID:	PHASE 1	PHASE 1
MATRIX:	SOIL	SOIL
LAB SAMP. ID:	275502	275631
EPA SAMP. ID:	SS26-52	SS26-53
QC CODE:	DU	DU
% MOISTURE:	12	15
% SOLIDS:		

PARAMETER	UNIT	VALUE Q	VALUE Q
35 Butylbenzylphthalate	UG/KG	1200 U	390 U
36 Carbazole	UG/KG	1200 U	140 J
37 Chrysene	UG/KG	210 J	680
38 Di-n-butylphthalate	UG/KG	1200 U	48 J
39 Di-n-opylphthalate	UG/KG	1200 U	390 U
40 Dibenz(a,h)anthracene	UG/KG	1200 U	240 J
41 Dibenzofuran	UG/KG	1200 U	390 U
42 Diethylphthalate	UG/KG	1200 U	390 U
43 Dimethylphthalate	UG/KG	1200 U	390 U
44 Fluoranthene	UG/KG	260 J	1600
45 Fluorene	UG/KG	1200 U	55 J
46 Hexachlorobenzene	UG/KG	1200 U	390 U
47 Hexachlorobutadiene	UG/KG	1200 U	390 U
48 Hexachlorocyclopentadiene	UG/KG	1200 U	390 U
49 Hexachloroethane	UG/KG	1200 U	390 U
50 Indeno(1,2,3-cd)pyrene	UG/KG	250 J	500
51 Isophorone	UG/KG	1200 U	390 U
52 N-Nitroso-di-n-ctopylamine	UG/KG	1200 U	390 U
53 N-Nitrosodiphenylamine (1)	UG/KG	1200 U	390 U
54 Naphthalene	UG/KG	1200 U	390 U
55 Nitrobenzene	UG/KG	1200 U	390 U
56 Pentachlorophenol	UG/KG	3000 U	940 U
57 Phenanthrene	UG/KG	140 J	720
58 Phenol	UG/KG	1200 U	390 U
59 Pyrene	UG/KG	270 J	1100
60 benzo(k)fluoranthene	UG/KG	220 J	420
61 bis(2-Chloroethoxy) methane	UG/KG	1200 U	390 U
62 bis(2-Chloroethyl) ether	UG/KG	1200 U	390 U
63 bis(2-Chloroisooctyl) ether	UG/KG	1200 U	390 U
64 bis(2-Ethylhexyl)phthalate	UG/KG	370 J	190 J

SVOCs

SDG:	54598	54598	54598	54598
STUDY ID:	PHASE 1	PHASE 1	PHASE 1	PHASE 1
MATRIX:	SOIL	SOIL	SOIL	SOIL
LAB SAMP. ID:	275483	275483	275495	275629
EPA SAMP. ID:	SS26-45MS	SS26-45MSD	SS26-23RE	SS26-15
QC CODE:	MS	MSD	RE	SA
% MOISTURE:	11	11	12	13
% SOLIDS:				

	PARAMETER	UNIT	VALUE Q	VALUE Q	VALUE Q	VALUE Q
1	1,2,4-Trichlorobenzene	UG/KG	1200	1400	370 U	380 U
2	1,2-Dichlorobenzene	UG/KG	370 U	370 U	370 U	380 U
3	1,3-Dichlorobenzene	UG/KG	370 U	370 U	370 U	380 U
4	1,4-Dichlorobenzene	UG/KG	1300	1300	370 U	380 U
5	2,4,5-Trichlorophenol	UG/KG	900 U	890 U	910 U	910 U
6	2,4,6-Trichlorophenol	UG/KG	370 U	370 U	370 U	380 U
7	2,4-Dichlorophenol	UG/KG	370 U	370 U	370 U	380 U
8	2,4-Dimethylphenol	UG/KG	370 U	370 U	370 U	380 U
9	2,4-Dinitrophenol	UG/KG	900 U	890 U	910 U	910 U
10	2,4-Dinitrotoluene	UG/KG	1500	1600	370 U	380 U
11	2,6-Dinitrotoluene	UG/KG	370 U	370 U	370 U	380 U
12	2-Chloronaphthalene	UG/KG	370 U	370 U	370 U	380 U
13	2-Chlorophenol	UG/KG	2500	2600	370 U	380 U
14	2-Methylnaphthalene	UG/KG	370 U	370 U	370 U	380 U
15	2-Methylphenol	UG/KG	370 U	370 U	370 U	380 U
16	2-Nitroaniline	UG/KG	900 U	890 U	910 U	910 U
17	2-Nitrophenol	UG/KG	370 U	370 U	370 U	380 U
18	3,3'-Dichlorobenzidine	UG/KG	370 U	370 U	370 U	380 U
19	3-Nitroaniline	UG/KG	900 U	890 U	910 U	910 U
20	4,6-Dinitro-2-methylphenol	UG/KG	900 U	890 U	910 U	910 U
21	4-Bromophenyl-phenylether	UG/KG	370 U	370 U	370 U	380 U
22	4-Chloro-3-methylphenol	UG/KG	2500	2800	370 U	380 U
23	4-Chloroaniline	UG/KG	370 U	370 U	370 U	380 U
24	4-Chlorophenyl-phenylether	UG/KG	370 U	370 U	370 U	380 U
25	4-Methylphenol	UG/KG	370 U	370 U	370 U	380 U
26	4-Nitroaniline	UG/KG	900 U	890 U	910 U	910 U
27	4-Nitrophenol	UG/KG	2400	2400	910 U	910 U
28	Acenaphthene	UG/KG	1400	1700	370 U	220 J
29	Acenaphthylene	UG/KG	370 U	370 U	370 U	380 U
30	Anthracene	UG/KG	39 J	46 J	370 U	350 J
31	Benzo(a)anthracene	UG/KG	200 J	210 J	370 U	1200
32	Benzo(a)pyrene	UG/KG	190 J	200 J	370 U	1100
33	Benzo(b)fluoranthene	UG/KG	160 J	200 J	370 U	1500
34	Benzo(g,h,i)perylene	UG/KG	140 J	170 J	370 U	870

SVOCs

SDG:	54598	54598	54598	54598
STUDY ID:	PHASE 1	PHASE 1	PHASE 1	PHASE 1
MATRIX:	SOIL	SOIL	SOIL	SOIL
LAB SAMP. ID:	275483	275483	275495	275629
EPA SAMP. ID:	SS26-45MS	SS26-45MSD	SS26-23RE	SS26-15
QC CODE:	MS	MSD	RE	SA
% MOISTURE:	11	11	12	13
% SOLIDS:				

PARAMETER	UNIT	VALUE Q	VALUE Q	VALUE Q	VALUE Q
35 Butylbenzylphthalate	UG/KG	370 U	370 U	370 U	380 U
36 Carbazole	UG/KG	370 U	370 U	370 U	230 J
37 Chrysene	UG/KG	220 J	230 J	370 U	1300
38 Di-n-butylphthalate	UG/KG	370 U	370 U	370 U	380 U
39 Di-n-oprylphthalate	UG/KG	370 U	370 U	370 U	380 U
40 Dibenz(a,h)anthracene	UG/KG	43 J	68 J	370 U	380 U
41 Dibenzofuran	UG/KG	370 U	370 U	370 U	64 J
42 Diethylphthalate	UG/KG	370 U	370 U	22 JB	380 U
43 Dimethylphthalate	UG/KG	370 U	370 U	370 U	380 U
44 Fluoranthene	UG/KG	500	530	370 U	2900
45 Fluorene	UG/KG	370 U	370 U	370 U	170 J
46 Hexachlorobenzene	UG/KG	370 U	370 U	370 U	380 U
47 Hexachlorobutadiene	UG/KG	370 U	370 U	370 U	380 U
48 Hexachlorocyclopentadiene	UG/KG	370 U	370 U	370 U	380 U
49 Hexachloroethane	UG/KG	370 U	370 U	370 U	380 U
50 Indeno(1,2,3-cd)pyrene	UG/KG	140 J	160 J	370 U	810
51 Isophorone	UG/KG	370 U	370 U	370 U	380 U
52 N-Nitroso-di-n-ctopylamine	UG/KG	1400	1300	370 U	380 U
53 N-Nitrosodiphenylamine (1)	UG/KG	370 U	370 U	370 U	380 U
54 Naphthalene	UG/KG	370 U	370 U	370 U	380 U
55 Nitrobenzene	UG/KG	370 U	370 U	370 U	380 U
56 Pentachlorophenol	UG/KG	1800	2200	910 U	910 U
57 Phenanthrene	UG/KG	210 J	220 J	370 U	1800
58 Phenol	UG/KG	2200	2000	370 U	380 U
59 Pyrene	UG/KG	1300	1500	370 U	2600
60 benzo(k)fluoranthene	UG/KG	220 J	160 J	370 U	960
61 bis(2-Chloroethoxy) methane	UG/KG	370 U	370 U	370 U	380 U
62 bis(2-Chloroethyl) ether	UG/KG	370 U	370 U	370 U	380 U
63 bis(2-Chloroisooctopyl) ether	UG/KG	370 U	370 U	370 U	380 U
64 bis(2-Ethylhexyl)phthalate	UG/KG	190 J	130 J	360 J	230 JB

SVOCs

SDG:	54598	54598	54598	54598	54598
STUDY ID:	PHASE 1	PHASE 1	PHASE 1	PHASE 1	PHASE 1
MATRIX:	SOIL	SOIL	SOIL	SOIL	SOIL
LAB SAMP. ID:	275488	275489	275490	275491	275492
EPA SAMP. ID:	SS26-16	SS26-17	SS26-18	SS26-19	SS26-20
QC CODE:	SA	SA	SA	SA	SA
% MOISTURE:	20	18	15	25	19
% SOLIDS:					

PARAMETER	UNIT	VALUE Q	VALUE Q	VALUE Q	VALUE Q	VALUE Q
1 1,2,4-Trichlorobenzene	UG/KG	410 U	400 U	390 U	440 U	410 U
2 1,2-Dichlorobenzene	UG/KG	410 U	400 U	390 U	440 U	410 U
3 1,3-Dichlorobenzene	UG/KG	410 U	400 U	390 U	440 U	410 U
4 1,4-Dichlorobenzene	UG/KG	410 U	400 U	390 U	440 U	410 U
5 2,4,5-Trichlorophenol	UG/KG	1000 U	970 U	940 U	1100 U	990 U
6 2,4,6-Trichlorophenol	UG/KG	410 U	400 U	390 U	440 U	410 U
7 2,4-Dichlorophenol	UG/KG	410 U	400 U	390 U	440 U	410 U
8 2,4-Dimethylphenol	UG/KG	410 U	400 U	390 U	440 U	410 U
9 2,4-Dinitrophenol	UG/KG	1000 U	970 U	940 U	1100 U	990 U
10 2,4-Dinitrotoluene	UG/KG	410 U	400 U	390 U	440 U	410 U
11 2,6-Dinitrotoluene	UG/KG	410 U	400 U	390 U	440 U	410 U
12 2-Chloronaphthalene	UG/KG	410 U	400 U	390 U	440 U	410 U
13 2-Chlorophenol	UG/KG	410 U	400 U	390 U	440 U	410 U
14 2-Methylnaphthalene	UG/KG	410 U	400 U	390 U	440 U	410 U
15 2-Methylphenol	UG/KG	410 U	400 U	390 U	440 U	410 U
16 2-Nitroaniline	UG/KG	1000 U	970 U	940 U	1100 U	990 U
17 2-Nitrophenol	UG/KG	410 U	400 U	390 U	440 U	410 U
18 3,3'-Dichlorobenzidine	UG/KG	410 U	400 U	390 U	440 U	410 U
19 3-Nitroaniline	UG/KG	1000 U	970 U	940 U	1100 U	990 U
20 4,6-Dinitro-2-methylphenol	UG/KG	1000 U	970 U	940 U	1100 U	990 U
21 4-Bromophenyl-phenylether	UG/KG	410 U	400 U	390 U	440 U	410 U
22 4-Chloro-3-methylphenol	UG/KG	410 U	400 U	390 U	440 U	410 U
23 4-Chloroaniline	UG/KG	410 U	400 U	390 U	440 U	410 U
24 4-Chlorophenyl-phenylether	UG/KG	410 U	400 U	390 U	440 U	410 U
25 4-Methylphenol	UG/KG	410 U	400 U	390 U	440 U	410 U
26 4-Nitroaniline	UG/KG	1000 U	970 U	940 U	1100 U	990 U
27 4-Nitrophenol	UG/KG	1000 U	970 U	940 U	1100 U	990 U
28 Acenaphthene	UG/KG	56 J	400 U	390 U	440 U	410 U
29 Acenaphthylene	UG/KG	410 U	400 U	390 U	440 U	410 U
30 Anthracene	UG/KG	79 J	400 U	390 U	440 U	410 U
31 Benzo(a)anthracene	UG/KG	420	23 J	29 J	57 J	410 U
32 Benzo(a)pyrene	UG/KG	450	28 J	31 J	65 J	410 U
33 Benzo(b)fluoranthene	UG/KG	520	33 J	37 J	80 J	19 J
34 Benzo(g,h,i)perylene	UG/KG	340 J	20 J	24 J	47 J	410 U

SVOCs

SDG:	54598	54598	54598	54598	54598
STUDY ID:	PHASE 1	PHASE 1	PHASE 1	PHASE 1	PHASE 1
MATRIX:	SOIL	SOIL	SOIL	SOIL	SOIL
LAB SAMP. ID:	275488	275489	275490	275491	275492
EPA SAMP. ID:	SS26-16	SS26-17	SS26-18	SS26-19	SS26-20
QC CODE:	SA	SA	SA	SA	SA
% MOISTURE:	20	18	15	25	19
% SOLIDS:					

PARAMETER	UNIT	VALUE Q	VALUE Q	VALUE Q	VALUE Q	VALUE Q
35 Butylbenzylphthalate	UG/KG	410 U	51 JB	390 U	440 U	410 U
36 Carbazole	UG/KG	71 J	400 U	390 U	440 U	410 U
37 Chrysene	UG/KG	470	32 J	39 J	69 J	410 U
38 Di-n-butylphthalate	UG/KG	410 U	400 U	31 J	33 J	410 U
39 Di-n-oprylphthalate	UG/KG	410 U	400 U	390 U	440 U	410 U
40 Dibenz(a,h)anthracene	UG/KG	410 U	400 U	390 U	440 U	410 U
41 Dibenzofuran	UG/KG	410 U	400 U	390 U	440 U	410 U
42 Diethylphthalate	UG/KG	410 U	400 U	22 JB	440 U	410 U
43 Dimethylphthalate	UG/KG	410 U	400 U	390 U	440 U	410 U
44 Fluoranthene	UG/KG	1000	46 J	66 J	120 J	32 J
45 Fluorene	UG/KG	36 J	400 U	390 U	440 U	410 U
46 Hexachlorobenzene	UG/KG	410 U	400 U	390 U	440 U	410 U
47 Hexachlorobutadiene	UG/KG	410 U	400 U	390 U	440 U	410 U
48 Hexachlorocyclopentadiene	UG/KG	410 U	400 U	390 U	440 U	410 U
49 Hexachloroethane	UG/KG	410 U	400 U	390 U	440 U	410 U
50 Indeno(1,2,3-cd)pyrene	UG/KG	310 J	400 U	23 J	41 J	410 U
51 Isophorone	UG/KG	410 U	400 U	390 U	440 U	410 U
52 N-Nitroso-di-n-ctopylamine	UG/KG	410 U	400 U	390 U	440 U	410 U
53 N-Nitrosodiphenylamine (1)	UG/KG	410 U	400 U	390 U	440 U	410 U
54 Naphthalene	UG/KG	410 U	400 U	390 U	440 U	410 U
55 Nitrobenzene	UG/KG	410 U	400 U	390 U	440 U	410 U
56 Pentachlorophenol	UG/KG	1000 U	970 U	940 U	1100 U	990 U
57 Phenanthrene	UG/KG	500	400 U	25 J	40 J	410 U
58 Phenol	UG/KG	410 U	400 U	390 U	440 U	410 U
59 Pyrene	UG/KG	890	39 J	50 J	96 J	29 J
60 benzo(k)fluoranthene	UG/KG	460	27 J	36 J	63 J	410 U
61 bis(2-Chloroethoxy) methane	UG/KG	410 U	400 U	390 U	440 U	410 U
62 bis(2-Chloroethyl) ether	UG/KG	410 U	400 U	390 U	440 U	410 U
63 bis(2-Chloroisoctoyl) ether	UG/KG	410 U	400 U	390 U	440 U	410 U
64 bis(2-Ethylhexyl)phthalate	UG/KG	220 J	60 J	42 J	66 J	290 J

SVOCs

SDG:	54598	54598	54598	54598	54598
STUDY ID:	PHASE 1	PHASE 1	PHASE 1	PHASE 1	PHASE 1
MATRIX:	SOIL	SOIL	SOIL	SOIL	SOIL
LAB SAMP. ID:	275493	275494	275495	275496	275497
EPA SAMP. ID:	SS26-21	SS26-22	SS26-23	SS26-25	SS26-26
QC CODE:	SA	SA	SA	SA	SA
% MOISTURE:	15	17	12	16	10
% SOLIDS:					

PARAMETER	UNIT	VALUE Q	VALUE Q	VALUE Q	VALUE Q	VALUE Q
1 1,2,4-Trichlorobenzene	UG/KG	390 U	400 U	370 U	390 U	1500 U
2 1,2-Dichlorobenzene	UG/KG	390 U	400 U	370 U	390 U	1500 U
3 1,3-Dichlorobenzene	UG/KG	390 U	400 U	370 U	390 U	1500 U
4 1,4-Dichlorobenzene	UG/KG	390 U	400 U	370 U	390 U	1500 U
5 2,4,5-Trichlorophenol	UG/KG	940 U	960 U	910 U	950 U	3500 U
6 2,4,6-Trichlorophenol	UG/KG	390 U	400 U	370 U	390 U	1500 U
7 2,4-Dichlorophenol	UG/KG	390 U	400 U	370 U	390 U	1500 U
8 2,4-Dimethylphenol	UG/KG	390 U	400 U	370 U	390 U	1500 U
9 2,4-Dinitrophenol	UG/KG	940 U	960 U	910 U	950 U	3500 U
10 2,4-Dinitrotoluene	UG/KG	390 U	400 U	370 U	390 U	1500 U
11 2,6-Dinitrotoluene	UG/KG	390 U	400 U	370 U	390 U	1500 U
12 2-Chloronaphthalene	UG/KG	390 U	400 U	370 U	390 U	1500 U
13 2-Chlorophenol	UG/KG	390 U	400 U	370 U	390 U	1500 U
14 2-Methylnaphthalene	UG/KG	390 U	400 U	370 U	390 U	100 J
15 2-Methylphenol	UG/KG	390 U	400 U	370 U	390 U	1500 U
16 2-Nitroaniline	UG/KG	940 U	960 U	910 U	950 U	3500 U
17 2-Nitrophenol	UG/KG	390 U	400 U	370 U	390 U	1500 U
18 3,3'-Dichlorobenzidine	UG/KG	390 U	400 U	370 U	390 U	1500 U
19 3-Nitroaniline	UG/KG	940 U	960 U	910 U	950 U	3500 U
20 4,6-Dinitro-2-methylphenol	UG/KG	940 U	960 U	910 U	950 U	3500 U
21 4-Bromophenyl-phenylether	UG/KG	390 U	400 U	370 U	390 U	1500 U
22 4-Chloro-3-methylphenol	UG/KG	390 U	400 U	370 U	390 U	1500 U
23 4-Chloroaniline	UG/KG	390 U	400 U	370 U	390 U	1500 U
24 4-Chlorophenyl-phenylether	UG/KG	390 U	400 U	370 U	390 U	1500 U
25 4-Methylphenol	UG/KG	390 U	400 U	370 U	390 U	1500 U
26 4-Nitroaniline	UG/KG	940 U	960 U	910 U	950 U	3500 U
27 4-Nitrophenol	UG/KG	940 U	960 U	910 U	950 U	3500 U
28 Acenaphthene	UG/KG	78 J	180 J	370 U	390 U	720 J
29 Acenaphthylene	UG/KG	390 U	400 U	370 U	390 U	1500 U
30 Anthracene	UG/KG	120 J	310 J	370 U	390 U	1600
31 Benzo(a)anthracene	UG/KG	330 J	1100	370 U	20 J	3300
32 Benzo(a)pyrene	UG/KG	320 J	1100	370 U	22 J	2300
33 Benzo(b)fluoranthene	UG/KG	390	1200	370 U	28 J	2600
34 Benzo(g,h,i)perylene	UG/KG	190 J	740	370 U	20 J	1200 J

SVOCs

SDG:	54598	54598	54598	54598	54598
STUDY ID:	PHASE 1	PHASE 1	PHASE 1	PHASE 1	PHASE 1
MATRIX:	SOIL	SOIL	SOIL	SOIL	SOIL
LAB SAMP. ID:	275493	275494	275495	275496	275497
EPA SAMP. ID:	SS26-21	SS26-22	SS26-23	SS26-25	SS26-26
QC CODE:	SA	SA	SA	SA	SA
% MOISTURE:	15	17	12	16	10
% SOLIDS:					

PARAMETER	UNIT	VALUE Q	VALUE Q	VALUE Q	VALUE Q	VALUE Q
35 Butylbenzylphthalate	UG/KG	390 U	400 U	370 U	63 JB	1500 U
36 Carbazole	UG/KG	89 J	210 J	370 U	390 U	1200 J
37 Chrysene	UG/KG	360 J	1200	370 U	25 J	3300
38 Di-n-butylphthalate	UG/KG	26 J	400 U	370 U	390 U	1500 U
39 Di-n-oprylphthalate	UG/KG	390 U	400 U	370 U	390 U	1500 U
40 Dibenz(a,h)anthracene	UG/KG	390 U	400 U	370 U	390 U	150 J
41 Dibenzofuran	UG/KG	41 J	58 J	370 U	390 U	480 J
42 Diethylphthalate	UG/KG	390 U	26 JB	370 U	390 U	280 JB
43 Dimethylphthalate	UG/KG	390 U	400 U	370 U	390 U	1500 U
44 Fluoranthene	UG/KG	880	2800	370 U	39 J	9300
45 Fluorene	UG/KG	70 J	150 J	370 U	390 U	960 J
46 Hexachlorobenzene	UG/KG	390 U	400 U	370 U	390 U	1500 U
47 Hexachlorobutadiene	UG/KG	390 U	400 U	370 U	390 U	1500 U
48 Hexachlorocyclopentadiene	UG/KG	390 U	400 U	370 U	390 U	1500 U
49 Hexachloroethane	UG/KG	390 U	400 U	370 U	390 U	1500 U
50 Indeno(1,2,3-cd)pyrene	UG/KG	180 J	710	370 U	390 U	1200 J
51 Isophorone	UG/KG	390 U	400 U	370 U	390 U	1500 U
52 N-Nitroso-di-n-ctopylamine	UG/KG	390 U	400 U	370 U	390 U	1500 U
53 N-Nitrosodiphenylamine (1)	UG/KG	390 U	400 U	370 U	390 U	1500 U
54 Naphthalene	UG/KG	390 U	400 U	370 U	390 U	1500 U
55 Nitrobenzene	UG/KG	390 U	400 U	370 U	390 U	1500 U
56 Pentachlorophenol	UG/KG	940 U	960 U	910 U	950 U	3500 U
57 Phenanthrene	UG/KG	630	1700	370 U	20 J	8900
58 Phenol	UG/KG	390 U	400 U	370 U	390 U	1500 U
59 Pyrene	UG/KG	640	2200	370 U	34 J	7400
60 benzo(k)fluoranthene	UG/KG	280 J	1000	370 U	23 J	2300
61 bis(2-Chloroethoxy) methane	UG/KG	390 U	400 U	370 U	390 U	1500 U
62 bis(2-Chloroethyl) ether	UG/KG	390 U	400 U	370 U	390 U	1500 U
63 bis(2-Chloroisooctyl) ether	UG/KG	390 U	400 U	370 U	390 U	1500 U
64 bis(2-Ethylhexyl)phthalate	UG/KG	280 J	300 J	320 J	390 U	1500 U

SVOCs

SDG:	54598	54598	54598	54598	54598
STUDY ID:	PHASE 1	PHASE 1	PHASE 1	PHASE 1	PHASE 1
MATRIX:	SOIL	SOIL	SOIL	SOIL	SOIL
LAB SAMP. ID:	275630	275498	275499	275500	275501
EPA SAMP. ID:	SS26-28	SS26-30	SS26-31	SS26-32	SS26-34
QC CODE:	SA	SA	SA	SA	SA
% MOISTURE:	11	12	15	9	11
% SOLIDS:					

PARAMETER	UNIT	VALUE Q	VALUE Q	VALUE Q	VALUE Q	VALUE Q
1 1,2,4-Trichlorobenzene	UG/KG	6200 U	1900 U	390 U	480 U	920 U
2 1,2-Dichlorobenzene	UG/KG	6200 U	1900 U	390 U	480 U	920 U
3 1,3-Dichlorobenzene	UG/KG	6200 U	1900 U	390 U	480 U	920 U
4 1,4-Dichlorobenzene	UG/KG	6200 U	1900 U	390 U	480 U	920 U
5 2,4,5-Trichlorophenol	UG/KG	15000 U	4500 U	940 U	1200 U	2200 U
6 2,4,6-Trichlorophenol	UG/KG	6200 U	1900 U	390 U	480 U	920 U
7 2,4-Dichlorophenol	UG/KG	6200 U	1900 U	390 U	480 U	920 U
8 2,4-Dimethylphenol	UG/KG	6200 U	1900 U	390 U	480 U	920 U
9 2,4-Dinitrophenol	UG/KG	15000 U	4500 U	940 U	1200 U	2200 U
10 2,4-Dinitrotoluene	UG/KG	6200 U	1900 U	390 U	480 U	920 U
11 2,6-Dinitrotoluene	UG/KG	6200 U	1900 U	390 U	480 U	920 U
12 2-Chloronaphthalene	UG/KG	6200 U	1900 U	390 U	480 U	920 U
13 2-Chlorophenol	UG/KG	6200 U	1900 U	390 U	480 U	920 U
14 2-Methylnaphthalene	UG/KG	480 J	1900 U	390 U	480 U	55 J
15 2-Methylphenol	UG/KG	6200 U	1900 U	390 U	480 U	920 U
16 2-Nitroaniline	UG/KG	15000 U	4500 U	940 U	1200 U	2200 U
17 2-Nitrophenol	UG/KG	6200 U	1900 U	390 U	480 U	920 U
18 3,3'-Dichlorobenzidine	UG/KG	6200 U	1900 U	390 U	480 U	920 U
19 3-Nitroaniline	UG/KG	15000 U	4500 U	940 U	1200 U	2200 U
20 4,6-Dinitro-2-methylphenol	UG/KG	15000 U	4500 U	940 U	1200 U	2200 U
21 4-Bromophenyl-phenylether	UG/KG	6200 U	1900 U	390 U	480 U	920 U
22 4-Chloro-3-methylphenol	UG/KG	6200 U	1900 U	390 U	480 U	920 U
23 4-Chloroaniline	UG/KG	6200 U	1900 U	390 U	480 U	920 U
24 4-Chlorophenyl-phenylether	UG/KG	6200 U	1900 U	390 U	480 U	920 U
25 4-Methylphenol	UG/KG	6200 U	1900 U	390 U	480 U	920 U
26 4-Nitroaniline	UG/KG	15000 U	4500 U	940 U	1200 U	2200 U
27 4-Nitrophenol	UG/KG	15000 U	4500 U	940 U	1200 U	2200 U
28 Acenaphthene	UG/KG	6200 U	560 J	390 U	340 J	920 U
29 Acenaphthylene	UG/KG	6200 U	1900 U	390 U	480 U	920 U
30 Anthracene	UG/KG	6200 U	1200 J	390 U	420 J	64 J
31 Benzo(a)anthracene	UG/KG	6200 U	4700	390 U	1100	310 J
32 Benzo(a)pyrene	UG/KG	6200 U	4400	390 U	1000	320 J
33 Benzo(b)fluoranthene	UG/KG	6200 U	5000	390 U	1100	300 J
34 Benzo(g,h,i)perylene	UG/KG	6200 U	2800	20 J	730	430 J

SVOCs

SDG:	54598	54598	54598	54598	54598
STUDY ID:	PHASE 1	PHASE 1	PHASE 1	PHASE 1	PHASE 1
MATRIX:	SOIL	SOIL	SOIL	SOIL	SOIL
LAB SAMP. ID:	275630	275498	275499	275500	275501
EPA SAMP. ID:	SS26-28	SS26-30	SS26-31	SS26-32	SS26-34
QC CODE:	SA	SA	SA	SA	SA
% MOISTURE:	11	12	15	9	11
% SOLIDS:					

PARAMETER	UNIT	VALUE Q	VALUE Q	VALUE Q	VALUE Q	VALUE Q
35 Butylbenzylphthalate	UG/KG	6200 U	1900 U	390 U	480 U	920 U
36 Carbazole	UG/KG	6200 U	660 J	390 U	410 J	920 U
37 Chrysene	UG/KG	6200 U	4900	390 U	1200	300 J
38 Di-n-butylphthalate	UG/KG	6200 U	1900 U	390 U	480 U	920 U
39 Di-n-oprylphthalate	UG/KG	6200 U	1900 U	390 U	480 U	920 U
40 Dibenz(a,h)anthracene	UG/KG	6200 U	230 J	390 U	480 U	920 U
41 Dibenzofuran	UG/KG	6200 U	160 J	390 U	120 J	920 U
42 Diethylphthalate	UG/KG	6200 U	1900 U	390 U	25 JB	320 JB
43 Dimethylphthalate	UG/KG	6200 U	1900 U	390 U	480 U	920 U
44 Fluoranthene	UG/KG	6200 U	11000	390 U	3600	520 J
45 Fluorene	UG/KG	6200 U	460 J	390 U	260 J	920 U
46 Hexachlorobenzene	UG/KG	6200 U	1900 U	390 U	480 U	920 U
47 Hexachlorobutadiene	UG/KG	6200 U	1900 U	390 U	480 U	920 U
48 Hexachlorocyclopentadiene	UG/KG	6200 U	1900 U	390 U	480 U	920 U
49 Hexachloroethane	UG/KG	6200 U	1900 U	390 U	480 U	920 U
50 Indeno(1,2,3-cd)pyrene	UG/KG	6200 U	2800	390 U	680	290 J
51 Isophorone	UG/KG	6200 U	1900 U	390 U	480 U	920 U
52 N-Nitroso-di-n-ctopylamine	UG/KG	6200 U	1900 U	390 U	480 U	920 U
53 N-Nitrosodiphenylamine (1)	UG/KG	6200 U	1900 U	390 U	480 U	920 U
54 Naphthalene	UG/KG	6200 U	1900 U	390 U	480 U	920 U
55 Nitrobenzene	UG/KG	6200 U	1900 U	390 U	480 U	920 U
56 Pentachlorophenol	UG/KG	15000 U	4500 U	940 U	1200 U	2200 U
57 Phenanthrene	UG/KG	430 J	5400	390 U	2800	280 J
58 Phenol	UG/KG	6200 U	1900 U	390 U	480 U	920 U
59 Pyrene	UG/KG	440 J	8500	22 J	2600	500 J
60 benzo(k)fluoranthene	UG/KG	6200 U	4200	390 U	1100	320 J
61 bis(2-Chloroethoxy) methane	UG/KG	6200 U	1900 U	390 U	480 U	920 U
62 bis(2-Chloroethyl) ether	UG/KG	6200 U	1900 U	390 U	480 U	920 U
63 bis(2-Chloroisooctopyl) ether	UG/KG	6200 U	1900 U	390 U	480 U	920 U
64 bis(2-Ethylhexyl)phthalate	UG/KG	380 JB	1900 U	160 J	150 J	320 J

SVOCs

SDG:	54598	54598	54598
STUDY ID:	PHASE 1	PHASE 1	PHASE 1
MATRIX:	SOIL	SOIL	SOIL
LAB SAMP. ID:	275483	275484	275485
EPA SAMP. ID:	SS26-45	SS26-46	SS26-47
QC CODE:	SA	SA	SA
% MOISTURE:	11	17	12
% SOLIDS:			

	PARAMETER	UNIT	VALUE	Q	VALUE	Q	VALUE	Q
1	1,2,4-Trichlorobenzene	UG/KG	370	U	400	U	370	U
2	1,2-Dichlorobenzene	UG/KG	370	U	400	U	370	U
3	1,3-Dichlorobenzene	UG/KG	370	U	400	U	370	U
4	1,4-Dichlorobenzene	UG/KG	370	U	400	U	370	U
5	2,4,5-Trichlorophenol	UG/KG	900	U	960	U	910	U
6	2,4,6-Trichlorophenol	UG/KG	370	U	400	U	370	U
7	2,4-Dichlorophenol	UG/KG	370	U	400	U	370	U
8	2,4-Dimethylphenol	UG/KG	370	U	400	U	370	U
9	2,4-Dinitrophenol	UG/KG	900	U	960	U	910	U
10	2,4-Dinitrotoluene	UG/KG	370	U	400	U	370	U
11	2,6-Dinitrotoluene	UG/KG	370	U	400	U	370	U
12	2-Chloronaphthalene	UG/KG	370	U	400	U	370	U
13	2-Chlorophenol	UG/KG	370	U	400	U	370	U
14	2-Methylnaphthalene	UG/KG	370	U	400	U	370	U
15	2-Methylphenol	UG/KG	370	U	400	U	370	U
16	2-Nitroaniline	UG/KG	900	U	960	U	910	U
17	2-Nitrophenol	UG/KG	370	U	400	U	370	U
18	3,3'-Dichlorobenzidine	UG/KG	370	U	400	U	370	U
19	3-Nitroaniline	UG/KG	900	U	960	U	910	U
20	4,6-Dinitro-2-methylphenol	UG/KG	900	U	960	U	910	U
21	4-Bromophenyl-phenylether	UG/KG	370	U	400	U	370	U
22	4-Chloro-3-methylphenol	UG/KG	370	U	400	U	370	U
23	4-Chloroaniline	UG/KG	370	U	400	U	370	U
24	4-Chlorophenyl-phenylether	UG/KG	370	U	400	U	370	U
25	4-Methylphenol	UG/KG	370	U	400	U	370	U
26	4-Nitroaniline	UG/KG	900	U	960	U	910	U
27	4-Nitrophenol	UG/KG	900	U	960	U	910	U
28	Acenaphthene	UG/KG	370	U	400	U	370	U
29	Acenaphthylene	UG/KG	370	U	400	U	370	U
30	Anthracene	UG/KG	76	J	61	J	370	U
31	Benzo(a)anthracene	UG/KG	280	J	170	J	370	U
32	Benzo(a)pyrene	UG/KG	260	J	170	J	370	U
33	Benzo(b)fluoranthene	UG/KG	640		210	J	370	U
34	Benzo(g,h,i)perylene	UG/KG	230	J	170	J	370	U

SVOCs

SDG:	54598	54598	54598
STUDY ID:	PHASE I	PHASE I	PHASE I
MATRIX:	SOIL	SOIL	SOIL
LAB SAMP. ID:	275483	275484	275485
EPA SAMP. ID:	SS26-45	SS26-46	SS26-47
QC CODE:	SA	SA	SA
% MOISTURE:	11	17	12
% SOLIDS:			

PARAMETER	UNIT	VALUE Q	VALUE Q	VALUE Q
35 Butylbenzylphthalate	UG/KG	370 U	400 U	370 U
36 Carbazole	UG/KG	370 U	400 U	370 U
37 Chrysene	UG/KG	260 J	160 J	370 U
38 Di-n-butylphthalate	UG/KG	370 U	400 U	370 U
39 Di-n-oprylphthalate	UG/KG	370 U	400 U	370 U
40 Dibenz(a,h)anthracene	UG/KG	100 J	68 J	370 U
41 Dibenzofuran	UG/KG	370 U	400 U	370 U
42 Diethylphthalate	UG/KG	370 U	400 U	370 U
43 Dimethylphthalate	UG/KG	370 U	400 U	370 U
44 Fluoranthene	UG/KG	660	410	370 U
45 Fluorene	UG/KG	370 U	400 U	370 U
46 Hexachlorobenzene	UG/KG	370 U	400 U	370 U
47 Hexachlorobutadiene	UG/KG	370 U	400 U	370 U
48 Hexachlorocyclopentadiene	UG/KG	370 U	400 U	370 U
49 Hexachloroethane	UG/KG	370 U	400 U	370 U
50 Indeno(1,2,3-cd)pyrene	UG/KG	200 J	140 J	370 U
51 Isophorone	UG/KG	370 U	400 U	370 U
52 N-Nitroso-di-n-ctopylamine	UG/KG	370 U	400 U	370 U
53 N-Nitrosodiphenylamine (1)	UG/KG	370 U	400 U	370 U
54 Naphthalene	UG/KG	370 U	400 U	370 U
55 Nitrobenzene	UG/KG	370 U	400 U	370 U
56 Pentachlorophenol	UG/KG	900 U	960 U	910 U
57 Phenanthrene	UG/KG	280 J	230 J	370 U
58 Phenol	UG/KG	370 U	400 U	370 U
59 Pyrene	UG/KG	520	320 J	370 U
60 benzo(k)fluoranthene	UG/KG	370 U	110 J	370 U
61 bis(2-Chloroethoxy) methane	UG/KG	370 U	400 U	370 U
62 bis(2-Chloroethyl) ether	UG/KG	370 U	400 U	370 U
63 bis(2-Chloroisoctopyl) ether	UG/KG	370 U	400 U	370 U
64 bis(2-Ethylhexyl)phthalate	UG/KG	380	280 J	370 U

PESTICIDES

SDG: 54598
 STUDY ID: PHASE 1
 MATRIX: WATER
 LAB SAMP. ID: 275503
 EPA SAMP. ID: SS26-34R
 QC CODE: FB
 % MOISTURE:
 % SOLIDS:

PARAMETER	UNIT	VALUE	Q
1 4,4'-DDD	UG/L	0.11	U
2 4,4'-DDE	UG/L	0.11	U
3 4,4'-DDT	UG/L	0.11	U
4 Aldrin	UG/L	0.053	U
5 Aroclor-1016	UG/L	1.1	U
6 Aroclor-1221	UG/L	2.1	U
7 Aroclor-1232	UG/L	1.1	U
8 Aroclor-1242	UG/L	1.1	U
9 Aroclor-1248	UG/L	1.1	U
10 Aroclor-1254	UG/L	1.1	U
11 Aroclor-1260	UG/L	1.1	U
12 Dieldrin	UG/L	0.11	U
13 Endosulfan I	UG/L	0.053	U
14 Endosulfan II	UG/L	0.11	U
15 Endosulfan sulfate	UG/L	0.11	U
16 Endrin	UG/L	0.11	U
17 Endrin aldehyde	UG/L	0.11	U
18 Endrin ketone	UG/L	0.11	U
19 Heptachlor	UG/L	0.053	U
20 Heptachlor epoxide	UG/L	0.053	U
21 Methoxychlor	UG/L	0.53	U
22 Toxaphene	UG/L	5.3	U
23 alpha-BHC	UG/L	0.053	U
24 alpha-Chlordane	UG/L	0.053	U
25 beta-BHC	UG/L	0.053	U
26 delta-BHC	UG/L	0.053	U
27 gamma-BHC (Lindane)	UG/L	0.053	U
28 gamma-Chlordane	UG/L	0.053	U

PESTICIDES

SDG:	54598	54598	54598
STUDY ID:	PHASE 1	PHASE 1	PHASE 1
MATRIX:	SOIL	SOIL	SOIL
LAB SAMP. ID:	275502	275631	275483
EPA SAMP. ID:	SS26-52	SS26-53	SS26-45MS
QC CODE:	DU	DU	MS
% MOISTURE:	12	15	11
% SOLIDS:			

PARAMETER	UNIT	VALUE Q	VALUE Q	VALUE Q
1 4,4'-DDD	UG/KG	10 P	3.9 U	3.7 U
2 4,4'-DDE	UG/KG	5.7 P	2.3 JP	3.3 J
3 4,4'-DDT	UG/KG	7.9 P	2.6 J	35
4 Aldrin	UG/KG	1.9 U	2 U	18
5 Aroclor-1016	UG/KG	37 U	39 U	37 U
6 Aroclor-1221	UG/KG	76 U	79 U	75 U
7 Aroclor-1232	UG/KG	37 U	39 U	37 U
8 Aroclor-1242	UG/KG	37 U	39 U	37 U
9 Aroclor-1248	UG/KG	37 U	39 U	37 U
10 Aroclor-1254	UG/KG	37 U	39 U	37 U
11 Aroclor-1260	UG/KG	37 U	39 U	37 U
12 Dieldrin	UG/KG	3.7 U	3.9 U	32
13 Endosulfan I	UG/KG	1.9 U	2 U	1.9 U
14 Endosulfan II	UG/KG	6.3	3.9 U	3.7 U
15 Endosulfan sulfate	UG/KG	6 P	3.1 JP	3.7 U
16 Endrin	UG/KG	3.7 U	3.9 U	36
17 Endrin aldehyde	UG/KG	2.6 JP	12 P	14 P
18 Endrin ketone	UG/KG	4.5 P	3.9 U	3.7 U
19 Heptachlor	UG/KG	1.5 J	2 U	18
20 Heptachlor epoxide	UG/KG	1.4 JP	2 U	1.9 U
21 Methoxychlor	UG/KG	19 U	20 U	19 U
22 Toxaphene	UG/KG	190 U	200 U	190 U
23 alpha-BHC	UG/KG	1.9 U	2 U	1.9 U
24 alpha-Chlordane	UG/KG	1.9 U	1.5 JP	1.9 U
25 beta-BHC	UG/KG	1.9 U	2 U	1.9 U
26 delta-BHC	UG/KG	1.9 U	2 U	1.9 U
27 gamma-BHC (Lindane)	UG/KG	1.9 U	2 U	14
28 gamma-Chlordane	UG/KG	1.9 U	2 U	1.9 U

PESTICIDES

SDG:	54598	54598	54598
STUDY ID:	PHASE 1	PHASE 1	PHASE 1
MATRIX:	SOIL	SOIL	SOIL
LAB SAMP. ID:	275631	275483	275631
EPA SAMP. ID:	SS26-53MS	SS26-45MSD	SS26-53MSD
QC CODE:	MS	MSD	MSD
% MOISTURE:	15	11	15
% SOLIDS:			

PARAMETER	UNIT	VALUE Q	VALUE Q	VALUE Q
1 4,4'-DDD	UG/KG	3.9 U	3.7 U	3.9 U
2 4,4'-DDE	UG/KG	4.1	2.9 J	2.9 JP
3 4,4'-DDT	UG/KG	36	34	36
4 Aldrin	UG/KG	18	18	18
5 Aroclor-1016	UG/KG	39 U	37 U	39 U
6 Aroclor-1221	UG/KG	79 U	75 U	79 U
7 Aroclor-1232	UG/KG	39 U	37 U	39 U
8 Aroclor-1242	UG/KG	39 U	37 U	39 U
9 Aroclor-1248	UG/KG	39 U	37 U	39 U
10 Aroclor-1254	UG/KG	39 U	37 U	39 U
11 Aroclor-1260	UG/KG	39 U	37 U	39 U
12 Dieldrin	UG/KG	33 P	33	33
13 Endosulfan I	UG/KG	2 U	3	2 U
14 Endosulfan II	UG/KG	3.9 U	3.7 U	3.9 U
15 Endosulfan sulfate	UG/KG	6.4 P	3.7 U	4.3 P
16 Endrin	UG/KG	37	37	38
17 Endrin aldehyde	UG/KG	3.9 U	3.7 U	3.9 U
18 Endrin ketone	UG/KG	3.9 U	3.7 U	3.9 U
19 Heptachlor	UG/KG	18	17	18
20 Heptachlor epoxide	UG/KG	2 U	1.9 U	2 U
21 Methoxychlor	UG/KG	20 U	19 U	20 U
22 Toxaphene	UG/KG	200 U	190 U	200 U
23 alpha-BHC	UG/KG	2 U	1.9 U	2 U
24 alpha-Chlordane	UG/KG	1.6 JP	1.9 U	1.5 JP
25 beta-BHC	UG/KG	2 U	1.9 U	2 U
26 delta-BHC	UG/KG	2 U	1.9 U	2 U
27 gamma-BHC (Lindane)	UG/KG	14	14	14
28 gamma-Chlordane	UG/KG	2 U	1.9 U	2 U

PESTICIDES

SDG:	54598	54598	54598	54598	54598
STUDY ID:	PHASE 1	PHASE 1	PHASE 1	PHASE 1	PHASE 1
MATRIX:	SOIL	SOIL	SOIL	SOIL	SOIL
LAB SAMP. ID:	275629	275488	275489	275490	275491
EPA SAMP. ID:	SS26-15	SS26-16	SS26-17	SS26-18	SS26-19
QC CODE:	SA	SA	SA	SA	SA
% MOISTURE:	13	20	18	15	25
% SOLIDS:					

PARAMETER	UNIT	VALUE Q	VALUE Q	VALUE Q	VALUE Q	VALUE Q
1 4,4'-DDD	UG/KG	2.4 JP	4.1 U	4 U	3.9 U	4.4 U
2 4,4'-DDE	UG/KG	2.6 J	30	16	2 J	12
3 4,4'-DDT	UG/KG	3.7 JP	25	16	3.9 U	11
4 Aldrin	UG/KG	1.9 U	2.1 U	2.1 U	2 U	2.3 U
5 Aroclor-1016	UG/KG	38 U	41 U	40 U	39 U	44 U
6 Aroclor-1221	UG/KG	77 U	83 U	82 U	78 U	89 U
7 Aroclor-1232	UG/KG	38 U	41 U	40 U	39 U	44 U
8 Aroclor-1242	UG/KG	38 U	41 U	40 U	39 U	44 U
9 Aroclor-1248	UG/KG	38 U	41 U	40 U	39 U	44 U
10 Aroclor-1254	UG/KG	38 U	41 U	40 U	39 U	44 U
11 Aroclor-1260	UG/KG	38 U	41 U	40 U	39 U	44 U
12 Dieldrin	UG/KG	3.8 U	4.1 U	4 U	3.9 U	4.4 U
13 Endosulfan I	UG/KG	1.9 U	2.1 U	2.1 U	2 U	2.3 U
14 Endosulfan II	UG/KG	27 P	4.1 U	4 U	3.9 U	4.3 JP
15 Endosulfan sulfate	UG/KG	13 P	4.1 U	4 U	3.9 U	2.4 JP
16 Endrin	UG/KG	2.3 JP	4.1 U	4 U	3.9 U	4.4 U
17 Endrin aldehyde	UG/KG	5.6 P	4.1 U	4 U	3.9 U	3.3 JP
18 Endrin ketone	UG/KG	3.8 U	4.1 U	4 U	3.9 U	4.4 U
19 Heptachlor	UG/KG	3.8	1.2 J	2.1 U	2 U	1.8 J
20 Heptachlor epoxide	UG/KG	1.9 U	2.1 U	2.1 U	2 U	2.3 U
21 Methoxychlor	UG/KG	19 U	21 U	21 U	20 U	23 U
22 Toxaphene	UG/KG	190 U	210 U	210 U	200 U	230 U
23 alpha-BHC	UG/KG	1.9 U	2.1 U	2.1 U	2 U	2.3 U
24 alpha-Chlordane	UG/KG	2.1 P	2.1 U	2.1 U	2 U	2.3 U
25 beta-BHC	UG/KG	1.9 U	2.1 U	2.1 U	2 U	2.3 U
26 delta-BHC	UG/KG	1.9 U	2.1 U	2.1 U	2 U	2.3 U
27 gamma-BHC (Lindane)	UG/KG	1.9 U	2.1 U	2.1 U	2 U	2.3 U
28 gamma-Chlordane	UG/KG	1.8 J	2.1 U	2.1 U	2 U	2.3 U

PESTICIDES

SDG:	54598	54598	54598	54598	54598
STUDY ID:	PHASE 1	PHASE 1	PHASE 1	PHASE 1	PHASE 1
MATRIX:	SOIL	SOIL	SOIL	SOIL	SOIL
LAB SAMP. ID:	275492	275493	275494	275495	275496
EPA SAMP. ID:	SS26-20	SS26-21	SS26-22	SS26-23	SS26-25
QC CODE:	SA	SA	SA	SA	SA
% MOISTURE:	19	15	17	12	16
% SOLIDS:					

PARAMETER	UNIT	VALUE Q	VALUE Q	VALUE Q	VALUE Q	VALUE Q
1 4,4'-DDD	UG/KG	4 U	2.5 J	4 U	3.7 U	3.9 U
2 4,4'-DDE	UG/KG	4 U	5.7 P	18	3.7 U	4
3 4,4'-DDT	UG/KG	4 U	5.4 P	12	3.7 U	3.9 U
4 Aldrin	UG/KG	2.1 U	2 U	2 U	1.9 U	2 U
5 Aroclor-1016	UG/KG	40 U	39 U	40 U	37 U	39 U
6 Aroclor-1221	UG/KG	82 U	79 U	81 U	76 U	79 U
7 Aroclor-1232	UG/KG	40 U	39 U	40 U	37 U	39 U
8 Aroclor-1242	UG/KG	40 U	39 U	40 U	37 U	39 U
9 Aroclor-1248	UG/KG	40 U	39 U	40 U	37 U	39 U
10 Aroclor-1254	UG/KG	40 U	39 U	40 U	37 U	39 U
11 Aroclor-1260	UG/KG	40 U	39 U	40 U	37 U	39 U
12 Dieldrin	UG/KG	4 U	3.9 U	4 U	3.7 U	3.9 U
13 Endosulfan I	UG/KG	2.1 U	2 U	2 U	1.9 U	2 U
14 Endosulfan II	UG/KG	4 U	3.9 U	4 U	3.7 U	3.9 U
15 Endosulfan sulfate	UG/KG	4 U	4.4 P	4.5 P	3.7 U	3.9 U
16 Endrin	UG/KG	4 U	3.9 U	4 U	3.7 U	3.9 U
17 Endrin aldehyde	UG/KG	4 U	3.9 U	4 U	3.7 U	3.9 U
18 Endrin ketone	UG/KG	4 U	3.9 U	4 U	3.7 U	3.9 U
19 Heptachlor	UG/KG	1.2 J	2 U	2 U	1.7 J	2 U
20 Heptachlor epoxide	UG/KG	2.1 U	2 U	2 U	1.9 U	2 U
21 Methoxychlor	UG/KG	21 U	20 U	20 U	19 U	20 U
22 Toxaphene	UG/KG	210 U	200 U	200 U	190 U	200 U
23 alpha-BHC	UG/KG	2.1 U	2 U	2 U	1.9 U	2 U
24 alpha-Chlordane	UG/KG	2.1 U	2 U	2 U	1.9 U	2 U
25 beta-BHC	UG/KG	2.1 U	2 U	2 U	1.3 J	2 U
26 delta-BHC	UG/KG	2.1 U	2 U	2 U	1.9 U	2 U
27 gamma-BHC (Lindane)	UG/KG	2.1 U	2 U	2 U	1.9 U	2 U
28 gamma-Chlordane	UG/KG	2.1 U	2 U	2 U	1.9 U	2 U

PESTICIDES

SDG:	54598	54598	54598	54598	54598
STUDY ID:	PHASE 1	PHASE 1	PHASE 1	PHASE 1	PHASE 1
MATRIX:	SOIL	SOIL	SOIL	SOIL	SOIL
LAB SAMP. ID:	275497	275630	275498	275499	275500
EPA SAMP. ID:	SS26-26	SS26-28	SS26-30	SS26-31	SS26-32
QC CODE:	SA	SA	SA	SA	SA
% MOISTURE:	10	11	12	15	9
% SOLIDS:					

PARAMETER	UNIT	VALUE Q	VALUE Q	VALUE Q	VALUE Q	VALUE Q
1 4,4'-DDD	UG/KG	3.6 U	9.2 P	3.7 U	3.9 U	3.6 U
2 4,4'-DDE	UG/KG	17	2.9 JP	3.7 U	3.9 U	2.8 JP
3 4,4'-DDT	UG/KG	5.7	4.7 P	2.6 JP	3.9 U	2.2 J
4 Aldrin	UG/KG	1.9 U	1.9 U	1.9 U	2 U	1.9 U
5 Aroclor-1016	UG/KG	36 U	37 U	37 U	39 U	36 U
6 Aroclor-1221	UG/KG	73 U	75 U	76 U	78 U	73 U
7 Aroclor-1232	UG/KG	36 U	37 U	37 U	39 U	36 U
8 Aroclor-1242	UG/KG	36 U	37 U	37 U	39 U	36 U
9 Aroclor-1248	UG/KG	36 U	37 U	37 U	39 U	36 U
10 Aroclor-1254	UG/KG	36 U	37 U	37 U	39 U	36 U
11 Aroclor-1260	UG/KG	36 U	37 U	37 U	39 U	36 U
12 Dieldrin	UG/KG	3.6 U	4.4 P	2.5 J	3.9 U	3.6 U
13 Endosulfan I	UG/KG	1.9 U	5.6 P	1.9 U	2 U	1.9 U
14 Endosulfan II	UG/KG	2.1 JP	19 P	3.7 U	3.9 U	3.6 U
15 Endosulfan sulfate	UG/KG	5.4 P	17 P	3.4 JP	3.9 U	4
16 Endrin	UG/KG	3.6 U	2.6 JP	3.7 U	3.9 U	3.6 U
17 Endrin aldehyde	UG/KG	3.7 P	14 P	3.7 U	3.9 U	3.6 U
18 Endrin ketone	UG/KG	3.6 U	5.4 P	3.7 U	3.9 U	3.6 U
19 Heptachlor	UG/KG	1.3 J	1.9 U	1.9 U	2 U	1.9 U
20 Heptachlor epoxide	UG/KG	1.9 U	2.1 P	1.8 JP	2 U	1.9 U
21 Methoxychlor	UG/KG	19 U	19 U	19 U	20 U	19 U
22 Toxaphene	UG/KG	190 U	190 U	190 U	200 U	190 U
23 alpha-BHC	UG/KG	1.9 U	1.9 U	1.9 U	2 U	1.9 U
24 alpha-Chlordane	UG/KG	1.9 U	1.9 U	1.9 U	2 U	1.9 U
25 beta-BHC	UG/KG	1.9 U	1.9 U	1.9 U	2 U	1.9 U
26 delta-BHC	UG/KG	1.9 U	1.9 U	1.9 U	2 U	1.9 U
27 gamma-BHC (Lindane)	UG/KG	1.9 U	1.9 U	1.9 U	2 U	1.9 U
28 gamma-Chlordane	UG/KG	1.9 U	2.6 P	1.9 U	2 U	1.9 U

PESTICIDES

	SDG:	54598	54598	54598	54598
	STUDY ID:	PHASE 1	PHASE 1	PHASE 1	PHASE 1
	MATRIX:	SOIL	SOIL	SOIL	SOIL
	LAB SAMP. ID:	275501	275483	275484	275485
	EPA SAMP. ID:	SS26-34	SS26-45	SS26-46	SS26-47
	QC CODE:	SA	SA	SA	SA
	% MOISTURE:	11	11	17	12
	% SOLIDS:				
PARAMETER	UNIT	VALUE Q	VALUE Q	VALUE Q	VALUE Q
1 4,4'-DDD	UG/KG	13 P	3.7 U	4 U	3.7 U
2 4,4'-DDE	UG/KG	5.7 P	3.7 U	4 U	3.7 U
3 4,4'-DDT	UG/KG	15 P	3.7 U	4 U	3.7 U
4 Aldrin	UG/KG	1.9 U	1.9 U	2 U	1.9 U
5 Aroclor-1016	UG/KG	37 U	37 U	40 U	37 U
6 Aroclor-1221	UG/KG	75 U	75 U	81 U	76 U
7 Aroclor-1232	UG/KG	37 U	37 U	40 U	37 U
8 Aroclor-1242	UG/KG	37 U	37 U	40 U	37 U
9 Aroclor-1248	UG/KG	37 U	37 U	40 U	37 U
10 Aroclor-1254	UG/KG	37 U	37 U	40 U	37 U
11 Aroclor-1260	UG/KG	37 U	37 U	40 U	37 U
12 Dieldrin	UG/KG	1.9 JP	3.7 U	4 U	3.7 U
13 Endosulfan I	UG/KG	1.9 U	1.9 U	2 U	1.9 U
14 Endosulfan II	UG/KG	2 JP	3.7 U	17 P	3.7 U
15 Endosulfan sulfate	UG/KG	8.8 P	3.7 U	4 U	3.7 U
16 Endrin	UG/KG	3.7 U	3.7 U	4 U	3.7 U
17 Endrin aldehyde	UG/KG	8.7 P	3.7 U	8 P	3.7 U
18 Endrin ketone	UG/KG	2.6 JP	3.7 U	4 U	3.7 U
19 Heptachlor	UG/KG	1.9 U	1.9 U	2.9	1.9 U
20 Heptachlor epoxide	UG/KG	1.9 JP	1.9 U	2 U	1.9 U
21 Methoxychlor	UG/KG	19 U	19 U	20 U	19 U
22 Toxaphene	UG/KG	190 U	190 U	200 U	190 U
23 alpha-BHC	UG/KG	1.9 U	1.9 U	2 U	1.9 U
24 alpha-Chlordane	UG/KG	1.9 U	1.9 U	1.2 JP	1.9 U
25 beta-BHC	UG/KG	1.9 U	1.9 U	2 U	1.9 U
26 delta-BHC	UG/KG	1.9 U	1.9 U	2 U	1.9 U
27 gamma-BHC (Lindane)	UG/KG	1.9 U	1.9 U	2 U	1.9 U
28 gamma-Chlordane	UG/KG	1.9 U	1.9 U	2 U	1.9 U

METALS

	SDG:	54598	54598	54598	54598	54598
	STUDY ID:	PHASE 1	PHASE 1	PHASE 1	PHASE 1	PHASE 1
	AREA	SEAD-26	SEAD-26	SEAD-26	SEAD-26	SEAD-26
	MATRIX	SURFACE SOIL	SURFACE SOIL	SURFACE SOIL	SURFACE SOIL	SURFACE SOIL
	ANAL. METH.	NYSDEC-CLP	NYSDEC-CLP	NYSDEC-CLP	NYSDEC-CLP	NYSDEC-CLP
	SAMP ID:	SS26-15	SS26-16	SS26-17	SS26-18	SS26-19
	QC CODE:	SA	SA	SA	SA	SA
PARAMETER	UNIT	VALUE Q	VALUE Q	VALUE Q	VALUE Q	VALUE Q
1 Aluminum	MG/KG	14700	14000	12100	14000	13600
2 Antimony	MG/KG	0.32 U	0.45 U	0.42 U	0.43 U	0.37 U
3 Arsenic	MG/KG	8.9	7.3	5.3	5.8	6
4 Barium	MG/KG	65.7	79.3	60.6	63.7	84.5
5 Beryllium	MG/KG	0.62 B	0.68 B	0.57 B	0.61 B	0.68 B
6 Cadmium	MG/KG	0.04 U	0.06 U	0.06 U	0.06 U	0.05 U
7 Calcium	MG/KG	46700 *	37900 *	16600 *	12200 *	25200 *
8 Chromium	MG/KG	21.5	22.1	18.7	21.4	20.6
9 Cobalt	MG/KG	10.6	14.9	10.4	11.2	12.1
10 Copper	MG/KG	19.2	24.3	18.6	18.6	25.4
11 Cyanide	MG/KG	0.57 U	0.57 U	0.54 U	0.57 U	0.66 U
12 Iron	MG/KG	26300	28100	24900	27100	25300
13 Lead	MG/KG	17.8	28.7	17.9	18.2	31.4
14 Magnesium	MG/KG	11900 *	8250 *	8710 *	6160 *	6970 *
15 Manganese	MG/KG	603 *	693 *	512 *	520 *	595 *
16 Mercury	MG/KG	0.04 B	0.05 B	0.06 B	0.07 B	0.07
17 Nickel	MG/KG	29	38.6	28.5	31.3	32.6
18 Potassium	MG/KG	2530 E	2140 E	1530 E	1780 E	2170 E
19 Selenium	MG/KG	0.55 U	0.75 U	0.71 U	0.72 U	0.62 U
20 Silver	MG/KG	0.12 U	0.16 U	0.15 U	0.16 U	0.13 U
21 Sodium	MG/KG	68.7 B	40.7 U	38.4 U	39.1 U	33.3 U
22 Thallium	MG/KG	1.1 B	1.1 B	1.1 B	0.62 B	0.73 B
23 Vanadium	MG/KG	22.9	23.2	18.7	21.5	22.9
24 Zinc	MG/KG	99.2	178	130	93.3	227

METALS

	SDG:	54598	54598	54598	54598	54598
	STUDY ID:	PHASE 1	PHASE 1	PHASE 1	PHASE 1	PHASE 1
	AREA	SEAD-26	SEAD-26	SEAD-26	SEAD-26	SEAD-26
	MATRIX	SURFACE SOIL	SURFACE SOIL	SURFACE SOIL	SURFACE SOIL	SURFACE SOIL
	ANAL. METH.	NYSDEC-CLP	NYSDEC-CLP	NYSDEC-CLP	NYSDEC-CLP	NYSDEC-CLP
	SAMP ID:	SS26-20	SS26-21	SS26-22	SS26-23	SS26-25
	QC CODE:	SA	SA	SA	SA	SA
PARAMETER	UNIT	VALUE Q	VALUE Q	VALUE Q	VALUE Q	VALUE Q
1 Aluminum	MG/KG	15300	13000	7820	5070	3570
2 Antimony	MG/KG	0.47 U	0.44 U	0.52 U	0.39 U	0.41 U
3 Arsenic	MG/KG	8.4	7	3.7	9.5	3.9
4 Barium	MG/KG	77.9	77.7	35 B	33.8 B	30.6 B
5 Beryllium	MG/KG	0.69 B	0.62 B	0.39 B	0.4 B	0.27 B
6 Cadmium	MG/KG	0.06 U	0.06 U	0.07 U	0.05 U	1.2
7 Calcium	MG/KG	7640 *	32400 *	71100 *	249000 *	259000 *
8 Chromium	MG/KG	23.6	20.8	14.1	6.8	6.9
9 Cobalt	MG/KG	10.5	12.8	8.1	5.9	5.7
10 Copper	MG/KG	20.3	22.8	14.5	22.4	10.2
11 Cyanide	MG/KG	0.55 U	0.39 U	0.56 U	0.46 U	0.34 U
12 Iron	MG/KG	28900	27200	16700	9640	7150
13 Lead	MG/KG	16.7	21.6	19.9	5.1	11.8
14 Magnesium	MG/KG	5880 *	6940 *	7690 *	4450 *	17200 *
15 Manganese	MG/KG	491 *	624 *	294 *	219 *	307 *
16 Mercury	MG/KG	0.06 B	0.06 B	0.07 B	0.05	0.02 B
17 Nickel	MG/KG	32.7	33.2	27.3	23.6	15
18 Potassium	MG/KG	2270 E	1960 E	1490 E	2060 E	2030 E
19 Selenium	MG/KG	0.8 U	0.73 U	0.87 U	0.65 U	0.69 U
20 Silver	MG/KG	0.17 U	0.16 U	0.19 U	0.14 U	0.15 U
21 Sodium	MG/KG	43.1 U	39.7 U	52.3 B	96.2 B	128 B
22 Thallium	MG/KG	0.83 B	0.96 B	0.71 U	0.53 U	0.56 U
23 Vanadium	MG/KG	24	20.7	13.2	11.8	10.2
24 Zinc	MG/KG	100	112	48.7	26.5	503

METALS

	SDG:	54598	54598	54598	54598	54598
	STUDY ID:	PHASE 1	PHASE 1	PHASE 1	PHASE 1	PHASE 1
	AREA	SEAD-26	SEAD-26	SEAD-26	SEAD-26	SEAD-26
	MATRIX	SURFACE SOIL	SURFACE SOIL	SURFACE SOIL	SURFACE SOIL	SURFACE SOIL
	ANAL. METH.	NYSDEC-CLP	NYSDEC-CLP	NYSDEC-CLP	NYSDEC-CLP	NYSDEC-CLP
	SAMP ID:	SS26-26	SS26-28	SS26-30	SS26-31	SS26-32
	QC CODE:	SA	SA	SA	SA	SA
PARAMETER	UNIT	VALUE Q	VALUE Q	VALUE Q	VALUE Q	VALUE Q
1 Aluminum	MG/KG	8690	1560	16200	5550	10900
2 Antimony	MG/KG	0.37 U	0.4 U	0.41 B	0.3 U	0.37 U
3 Arsenic	MG/KG	4.3	3	5.9	2.8	4.8
4 Barium	MG/KG	40.9	17 B	74.6	39.1	46.2
5 Beryllium	MG/KG	0.47 B	0.18 B	0.77 B	0.35 B	0.55 B
6 Cadmium	MG/KG	0.05 U	0.05 U	0.05 U	0.04 U	0.05 U
7 Calcium	MG/KG	117000 *	280000 *	30600 *	210000 *	87700 *
8 Chromium	MG/KG	16.9	3.1	27.3	9.4	18.7
9 Cobalt	MG/KG	9.4	2.2	16.7	5.2	12.1
10 Copper	MG/KG	23.3	8	31.3	15.5	22.5
11 Cyanide	MG/KG	0.43 U	0.46 U	0.51 U	0.45 U	0.48 U
12 Iron	MG/KG	18400	2920	31700	10100	23400
13 Lead	MG/KG	19.6	0.27 U	14.4	10.6	14.7
14 Magnesium	MG/KG	16100 *	6140 *	8160 *	6760 *	15900 *
15 Manganese	MG/KG	308 *	176 *	580 *	285 *	525 *
16 Mercury	MG/KG	0.03 B	0.01 B	0.04 B	0.03 B	0.03 B
17 Nickel	MG/KG	33	9.1	48.2	16.8	36.2
18 Potassium	MG/KG	1780 E	1220 E	2460 E	1440 E	2020 E
19 Selenium	MG/KG	0.62 U	0.67 U	0.61 U	0.5 U	0.61 U
20 Silver	MG/KG	0.13 U	0.15 U	0.13 U	0.11 U	0.13 U
21 Sodium	MG/KG	93.4 B	120 B	85.8 B	104 B	83.8 B
22 Thallium	MG/KG	0.51 U	0.58 B	0.78 B	0.54 B	0.5 U
23 Vanadium	MG/KG	14.4	7.8 B	22.8	11.5	17.9
24 Zinc	MG/KG	141	15.9	102	39.5	111

METALS

	SDG:	54598	54598	54598	54598
	STUDY ID:	PHASE 1	PHASE 1	PHASE 1	PHASE 1
	AREA	SEAD-26	SEAD-26	SEAD-26	SEAD-26
	MATRIX	SURFACE SOIL	SURFACE SOIL	SURFACE SOIL	SURFACE SOIL
	ANAL. METH.	NYSDEC-CLP	NYSDEC-CLP	NYSDEC-CLP	NYSDEC-CLP
	SAMP ID:	SS26-34	SS26-45	SS26-46	SS26-47
	QC CODE:	SA	SA	SA	SA
PARAMETER	UNIT	VALUE Q	VALUE Q	VALUE Q	VALUE Q
1 Aluminum	MG/KG	6980	18000	15100	18600
2 Antimony	MG/KG	0.46 U	0.39 U	0.37 U	0.39 U
3 Arsenic	MG/KG	4.3	6.5	5.8	7.1
4 Barium	MG/KG	122	99.7	79.3	85.2
5 Beryllium	MG/KG	0.42 B	0.75 B	0.66 B	0.82 B
6 Cadmium	MG/KG	0.06 U	0.05 U	0.05 U	0.05 U
7 Calcium	MG/KG	153000 *	7770 *	31000 *	4660 *
8 Chromium	MG/KG	12.4	23.9	21.8	26.2
9 Cobalt	MG/KG	8.6	12.6	11	12.2
10 Copper	MG/KG	17.9	19.6	20	25.2
11 Cyanide	MG/KG	0.49 U	0.55 U	0.59 U	0.6 U
12 Iron	MG/KG	14600	26900	25500	29700
13 Lead	MG/KG	43.7	17.8	14.8	12.8
14 Magnesium	MG/KG	13700 *	5160 *	7010 *	5560 *
15 Manganese	MG/KG	378 *	788 *	516 *	639 *
16 Mercury	MG/KG	0.03 B	0.07 B	0.05 B	0.05 B
17 Nickel	MG/KG	23.1	30	29.8	34.1
18 Potassium	MG/KG	1720 E	3070 E	2450 E	3500 E
19 Selenium	MG/KG	0.77 U	0.66 U	0.62 U	0.65 U
20 Silver	MG/KG	0.17 U	0.14 U	0.13 U	0.14 U
21 Sodium	MG/KG	89.9 B	35.6 U	62.3 B	36.8 B
22 Thallium	MG/KG	0.62 U	1.3 B	0.74 B	1.2 B
23 Vanadium	MG/KG	14.6	29.5	24.3	31.5
24 Zinc	MG/KG	71.7	106	120	103

METALS

	SDG:	54598	54598	54598
	STUDY ID:	PHASE 1	PHASE 1	PHASE 1
	AREA	SEAD-26	SEAD-26	SEAD-26
	MATRIX	SURFACE SOIL	SURFACE SOIL	WATER
	ANAL. METH.	NYSDEC-CLP	NYSDEC-CLP	NYSDEC-CLP
	SAMP ID:	SS26-52	SS26-53	SS26-34R
	QC CODE:	DU	DU	FB
PARAMETER	UNIT	VALUE Q	VALUE Q	VALUE Q
1 Aluminum	MG/KG	6180	15600	10.6 B UG/L
2 Antimony	MG/KG	0.28 U	1.8 BN	2.2 U UG/L
3 Arsenic	MG/KG	4.6	7.5	2.5 B UG/L
4 Barium	MG/KG	113	72.2	3.4 U UG/L
5 Beryllium	MG/KG	0.42 B	0.65 B	0.27 U UG/L
6 Cadmium	MG/KG	0.04 U	0.05 U	0.3 U UG/L
7 Calcium	MG/KG	155000 *	22800 *	86.4 U UG/L
8 Chromium	MG/KG	9.5	23.4	0.61 B UG/L
9 Cobalt	MG/KG	6.6	12.6	0.99 U UG/L
10 Copper	MG/KG	14.3	32.6	2.2 B UG/L
11 Cyanide	MG/KG	0.56 U	0.44 U	5 U UG/L
12 Iron	MG/KG	11800	30600	93.2 B UG/L
13 Lead	MG/KG	30.5	18.5	1.5 U UG/L
14 Magnesium	MG/KG	13200 *	7070 *	91.8 U UG/L
15 Manganese	MG/KG	351 *	621 *	1.4 B UG/L
16 Mercury	MG/KG	0.03 B	0.04 B	0.05 B UG/L
17 Nickel	MG/KG	18.4	33.2	0.99 U UG/L
18 Potassium	MG/KG	1620 E	2190 E	104 U UG/L
19 Selenium	MG/KG	0.46 U	0.63 UN	3.7 U UG/L
20 Silver	MG/KG	0.1 U	0.14 U	0.79 U UG/L
21 Sodium	MG/KG	102 B	33.9 U	199 U UG/L
22 Thallium	MG/KG	0.47 B	0.93 B	3.1 B UG/L
23 Vanadium	MG/KG	10.7	23.6	1.1 U UG/L
24 Zinc	MG/KG	54.1	99.2	0.99 B UG/L

VOCs

SDG:	54599
STUDY ID:	PHASE 1
MATRIX:	WATER
LAB SAMP. ID:	275487
EPA SAMP. ID:	SW25-3
QC CODE:	SA
% MOISTURE:	
% SOLIDS:	

PARAMETER	UNIT	VALUE	Q
1 1,1,1-Trichloroethane	ug/L	10	U
2 1,1,2,2-Tetrachloroethane	ug/L	10	U
3 1,1,2-Trichloroethene	ug/L	10	U
4 1,1-Dichloroethane	ug/L	10	U
5 1,1-Dichloroethene	ug/L	10	U
6 1,2-Dichlorooctane	ug/L	10	U
7 1,2-Dichloroethane	ug/L	10	U
8 1,2-Dichloroethene (total)	ug/L	10	U
9 2-Butanone	ug/L	10	U
10 2-Hexanone	ug/L	10	U
11 4-Methyl-2-Pentanone	ug/L	10	U
12 Acetone	ug/L	10	U
13 Benzene	ug/L	10	U
14 Bromodichloromethane	ug/L	10	U
15 Bromoform	ug/L	10	U
16 Bromomethane	ug/L	10	U
17 Carbon Disulfide	ug/L	10	U
18 Carbon Tetrachloride	ug/L	10	U
19 Chlorobenzene	ug/L	10	U
20 Chloroethane	ug/L	10	U
21 Chloroform	ug/L	10	U
22 Chloromethane	ug/L	10	U
23 Dibromochloromethane	ug/L	10	U
24 Ethylbenzene	ug/L	10	U
25 Methylene Chloride	ug/L	10	U
26 Styrene	ug/L	10	U
27 Tetrachloroethene	ug/L	10	U
28 Toluene	ug/L	10	U
29 Trichloroethene	ug/L	10	U
30 Vinyl Chloride	ug/L	10	U
31 Xylene (total)	ug/L	10	U
32 cis-1,3-Dichlorooctene	ug/L	10	U
33 trans-1,3-Dichlorooctene	ug/L	10	U

SDG:	54599
STUDY ID:	PHASE 1
MATRIX:	WATER
LAB SAMP. ID:	275487
EPA SAMP. ID:	SW25-3
QC CODE:	SA
% MOISTURE:	
% SOLIDS:	

	PARAMETER	UNIT	VALUE	Q
1	1,2,4-Trichlorobenzene	ug/L	10	U
2	1,2-Dichlorobenzene	ug/L	10	U
3	1,3-Dichlorobenzene	ug/L	10	U
4	1,4-Dichlorobenzene	ug/L	10	U
5	2,4,5-Trichlorophenol	ug/L	26	U
6	2,4,6-Trichlorophenol	ug/L	10	U
7	2,4-Dichlorophenol	ug/L	10	U
8	2,4-Dimethylphenol	ug/L	10	U
9	2,4-Dinitrophenol	ug/L	26	U
10	2,4-Dinitrotoluene	ug/L	10	U
11	2,6-Dinitrotoluene	ug/L	10	U
12	2-Chloronaphthalene	ug/L	10	U
13	2-Chlorophenol	ug/L	10	U
14	2-Methylnaphthalene	ug/L	10	U
15	2-Methylphenol	ug/L	10	U
16	2-Nitroaniline	ug/L	26	U
17	2-Nitrophenol	ug/L	10	U
18	3,3'-Dichlorobenzidine	ug/L	10	U
19	3-Nitroaniline	ug/L	26	U
20	4,6-Dinitro-2-methylphenol	ug/L	26	U
21	4-Bromophenyl-phenylether	ug/L	10	U
22	4-Chloro-3-methylphenol	ug/L	10	U
23	4-Chloroaniline	ug/L	10	U
24	4-Chlorophenyl-phenylether	ug/L	10	U
25	4-Methylphenol	ug/L	10	U
26	4-Nitroaniline	ug/L	26	U
27	4-Nitrophenol	ug/L	26	U
28	Acenaphthene	ug/L	10	U
29	Acenaphthylene	ug/L	10	U
30	Anthracene	ug/L	10	U
31	Benzo(a)anthracene	ug/L	10	U
32	Benzo(a)pyrene	ug/L	10	U
33	Benzo(b)fluoranthene	ug/L	10	U
34	Benzo(g,h,i)perylene	ug/L	10	U

SDG:	54599
STUDY ID:	PHASE 1
MATRIX:	WATER
LAB SAMP. ID:	275487
EPA SAMP. ID:	SW25-3
QC CODE:	SA
% MOISTURE:	
% SOLIDS:	

PARAMETER	UNIT	VALUE	Q
35 Butylbenzylphthalate	ug/L	10	U
36 Carbazole	ug/L	10	U
37 Chrysene	ug/L	10	U
38 Di-n-butylphthalate	ug/L	10	U
39 Di-n-oprylphthalate	ug/L	10	U
40 Dibenz(a,h)anthracene	ug/L	10	U
41 Dibenzofuran	ug/L	10	U
42 Diethylphthalate	ug/L	10	U
43 Dimethylphthalate	ug/L	10	U
44 Fluoranthene	ug/L	10	U
45 Fluorene	ug/L	10	U
46 Hexachlorobenzene	ug/L	10	U
47 Hexachlorobutadiene	ug/L	10	U
48 Hexachlorocyclopentadiene	ug/L	10	U
49 Hexachloroethane	ug/L	10	U
50 Indeno(1,2,3-cd)pyrene	ug/L	10	U
51 Isophorone	ug/L	10	U
52 N-Nitroso-di-n-ctopylamine	ug/L	10	U
53 N-Nitrosodiphenylamine (1)	ug/L	10	U
54 Naphthalene	ug/L	10	U
55 Nitrobenzene	ug/L	10	U
56 Pentachlorophenol	ug/L	26	U
57 Phenanthrene	ug/L	10	U
58 Phenol	ug/L	10	U
59 Pyrene	ug/L	10	U
60 benzo(k)fluoranthene	ug/L	10	U
61 bis(2-Chloroethoxy) methane	ug/L	10	U
62 bis(2-Chloroethyl) ether	ug/L	10	U
63 bis(2-Chloroisooctopyl) ether	ug/L	10	U
64 bis(2-Ethylhexyl)phthalate	ug/L	2	JB

PESTICIDES

SDG: 54599
STUDY ID: PHASE 1
MATRIX: WATER
LAB SAMP. ID: 275487
EPA SAMP. ID: SW25-3
QC CODE: SA
% MOISTURE:
% SOLIDS:

PARAMETER	UNIT	VALUE Q
1 4,4'-DDD	UG/L	0.1 U
2 4,4'-DDE	UG/L	0.1 U
3 4,4'-DDT	UG/L	0.1 U
4 Aldrin	UG/L	0.05 U
5 Aroclor-1016	UG/L	1 U
6 Aroclor-1221	UG/L	2 U
7 Aroclor-1232	UG/L	1 U
8 Aroclor-1242	UG/L	1 U
9 Aroclor-1248	UG/L	1 U
10 Aroclor-1254	UG/L	1 U
11 Aroclor-1260	UG/L	1 U
12 Dieldrin	UG/L	0.1 U
13 Endosulfan I	UG/L	0.05 U
14 Endosulfan II	UG/L	0.1 U
15 Endosulfan sulfate	UG/L	0.1 U
16 Endrin	UG/L	0.1 U
17 Endrin aldehyde	UG/L	0.1 U
18 Endrin ketone	UG/L	0.1 U
19 Heptachlor	UG/L	0.05 U
20 Heptachlor epoxide	UG/L	0.05 U
21 Methoxychlor	UG/L	0.5 U
22 Toxaphene	UG/L	5 U
23 alpha-BHC	UG/L	0.05 U
24 alpha-Chlordane	UG/L	0.05 U
25 beta-BHC	UG/L	0.05 U
26 delta-BHC	UG/L	0.05 U
27 gamma-BHC (Lindane)	UG/L	0.05 U
28 gamma-Chlordane	UG/L	0.05 U

METALS

SDG: 54599
 STUDY ID: PHASE 1
 MATRIX: WATER
 LAB SAMP. ID: 275487
 EPA SAMP. ID: SW25-3
 QC CODE: SA
 % MOISTURE:
 % SOLIDS: 0

PARAMETER	UNIT	VALUE	Q
1 Aluminum	UG/L	953	
2 Antimony	UG/L	2.2	U
3 Arsenic	UG/L	2.1	U
4 Barium	UG/L	19.5	B
5 Beryllium	UG/L	0.27	U
6 Cadmium	UG/L	0.3	U
7 Calcium	UG/L	33800	
8 Chromium	UG/L	2	B
9 Cobalt	UG/L	1	U
10 Copper	UG/L	4.4	B
11 Cyanide	UG/L	5	U
12 Iron	UG/L	1040	E
13 Lead	UG/L	2.8	B
14 Magnesium	UG/L	2920	B
15 Manganese	UG/L	12.4	B
16 Mercury	UG/L	0.02	U
17 Nickel	UG/L	3	B
18 Potassium	UG/L	6170	
19 Selenium	UG/L	3.7	U
20 Silver	UG/L	0.8	U
21 Sodium	UG/L	38100	
22 Thallium	UG/L	3	U
23 Vanadium	UG/L	2.5	B
24 Zinc	UG/L	16.5	B

VOCs

SDG:	54636
STUDY ID:	PHASE 1
MATRIX:	WATER
LAB SAMP. ID:	275624
EPA SAMP. ID:	SS26-15R
QC CODE:	FB
% MOISTURE:	
% SOLIDS:	

PARAMETER	UNIT	VALUE	Q
1 1,1,1-Trichloroethane	ug/L	10	U
2 1,1,2,2-Tetrachloroethane	ug/L	10	U
3 1,1,2-Trichloroethene	ug/L	10	U
4 1,1-Dichloroethane	ug/L	10	U
5 1,1-Dichloroethene	ug/L	10	U
6 1,2-Dichlorooctopane	ug/L	10	U
7 1,2-Dichloroethane	ug/L	10	U
8 1,2-Dichloroethene (total)	ug/L	10	U
9 2-Butanone	ug/L	10	U
10 2-Hexanone	ug/L	10	U
11 4-Methyl-2-Pentanone	ug/L	10	U
12 Acetone	ug/L	10	U
13 Benzene	ug/L	10	U
14 Bromodichloromethane	ug/L	10	U
15 Bromoform	ug/L	10	U
16 Bromomethane	ug/L	10	U
17 Carbon Disulfide	ug/L	10	U
18 Carbon Tetrachloride	ug/L	10	U
19 Chlorobenzene	ug/L	10	U
20 Chloroethane	ug/L	10	U
21 Chloroform	ug/L	3	J
22 Chloromethane	ug/L	10	U
23 Dibromochloromethane	ug/L	10	U
24 Ethylbenzene	ug/L	10	U
25 Methylene Chloride	ug/L	10	U
26 Styrene	ug/L	10	U
27 Tetrachloroethene	ug/L	10	U
28 Toluene	ug/L	10	U
29 Trichloroethene	ug/L	10	U
30 Vinyl Chloride	ug/L	10	U
31 Xylene (total)	ug/L	10	U
32 cis-1,3-Dichlorooctopene	ug/L	10	U
33 trans-1,3-Dichlorooctopene	ug/L	10	U

SDG:	54636
STUDY ID:	PHASE 1
MATRIX:	WATER
LAB SAMP. ID:	275624
EPA SAMP. ID:	SS26-15R
QC CODE:	FB
% MOISTURE:	
% SOLIDS:	

	PARAMETER	UNIT	VALUE	Q
1	1,2,4-Trichlorobenzene	ug/L	10	U
2	1,2-Dichlorobenzene	ug/L	10	U
3	1,3-Dichlorobenzene	ug/L	10	U
4	1,4-Dichlorobenzene	ug/L	10	U
5	2,4,5-Trichlorophenol	ug/L	26	U
6	2,4,6-Trichlorophenol	ug/L	10	U
7	2,4-Dichlorophenol	ug/L	10	U
8	2,4-Dimethylphenol	ug/L	10	U
9	2,4-Dinitrophenol	ug/L	26	U
10	2,4-Dinitrotoluene	ug/L	10	U
11	2,6-Dinitrotoluene	ug/L	10	U
12	2-Chloronaphthalene	ug/L	10	U
13	2-Chlorophenol	ug/L	10	U
14	2-Methylnaphthalene	ug/L	10	U
15	2-Methylphenol	ug/L	10	U
16	2-Nitroaniline	ug/L	26	U
17	2-Nitrophenol	ug/L	10	U
18	3,3'-Dichlorobenzidine	ug/L	10	U
19	3-Nitroaniline	ug/L	26	U
20	4,6-Dinitro-2-methylphenol	ug/L	26	U
21	4-Bromophenyl-phenylether	ug/L	10	U
22	4-Chloro-3-methylphenol	ug/L	10	U
23	4-Chloroaniline	ug/L	10	U
24	4-Chlorophenyl-phenylether	ug/L	10	U
25	4-Methylphenol	ug/L	10	U
26	4-Nitroaniline	ug/L	26	U
27	4-Nitrophenol	ug/L	26	U
28	Acenaphthene	ug/L	10	U
29	Acenaphthylene	ug/L	10	U
30	Anthracene	ug/L	10	U
31	Benzo(a)anthracene	ug/L	10	U
32	Benzo(a)pyrene	ug/L	10	U
33	Benzo(b)fluoranthene	ug/L	10	U
34	Benzo(g,h,i)perylene	ug/L	10	U

SDG:	54636
STUDY ID:	PHASE 1
MATRIX:	WATER
LAB SAMP. ID:	275624
EPA SAMP. ID:	SS26-15R
QC CODE:	FB
% MOISTURE:	
% SOLIDS:	

PARAMETER	UNIT	VALUE	Q
35 Butylbenzylphthalate	ug/L	10	U
36 Carbazole	ug/L	10	U
37 Chrysene	ug/L	10	U
38 Di-n-butylphthalate	ug/L	10	U
39 Di-n-oprylphthalate	ug/L	10	U
40 Dibenz(a,h)anthracene	ug/L	10	U
41 Dibenzofuran	ug/L	10	U
42 Diethylphthalate	ug/L	10	U
43 Dimethylphthalate	ug/L	10	U
44 Fluoranthene	ug/L	10	U
45 Fluorene	ug/L	10	U
46 Hexachlorobenzene	ug/L	10	U
47 Hexachlorobutadiene	ug/L	10	U
48 Hexachlorocyclopentadiene	ug/L	10	U
49 Hexachloroethane	ug/L	10	U
50 Indeno(1,2,3-cd)pyrene	ug/L	10	U
51 Isophorone	ug/L	10	U
52 N-Nitroso-di-n-ctopylamine	ug/L	10	U
53 N-Nitrosodiphenylamine (1)	ug/L	10	U
54 Naphthalene	ug/L	10	U
55 Nitrobenzene	ug/L	10	U
56 Pentachlorophenol	ug/L	26	U
57 Phenanthrene	ug/L	10	U
58 Phenol	ug/L	10	U
59 Pyrene	ug/L	10	U
60 benzo(k)fluoranthene	ug/L	10	U
61 bis(2-Chloroethoxy) methane	ug/L	10	U
62 bis(2-Chloroethyl) ether	ug/L	10	U
63 bis(2-Chloroisooctopyl) ether	ug/L	10	U
64 bis(2-Ethylhexyl)phthalate	ug/L	1	JB

PESTICIDES

SDG: 54636
STUDY ID: PHASE 1
AREA SEAD-26
MATRIX WATER
ANALYSIS METHOD NYSDEC-CLP
SAMP ID: SS26-15R
QC CODE: FB

PARAMETER	UNIT	VALUE	Q
1 4,4'-DDD	UG/L	0.1	U
1 4,4'-DDD	UG/L	0.1	U
2 4,4'-DDE	UG/L	0.1	U
3 4,4'-DDT	UG/L	0.1	U
4 Aldrin	UG/L	0.052	U
5 Aroclor-1016	UG/L	1	U
6 Aroclor-1221	UG/L	2.1	U
7 Aroclor-1232	UG/L	1	U
8 Aroclor-1242	UG/L	1	U
9 Aroclor-1248	UG/L	1	U
10 Aroclor-1254	UG/L	1	U
11 Aroclor-1260	UG/L	1	U
12 Dieldrin	UG/L	0.1	U
13 Endosulfan I	UG/L	0.052	U
14 Endosulfan II	UG/L	0.1	U
15 Endosulfan sulfate	UG/L	0.1	U
16 Endrin	UG/L	0.1	U
17 Endrin aldehyde	UG/L	0.1	U
18 Endrin ketone	UG/L	0.1	U
19 Heptachlor	UG/L	0.052	U
20 Heptachlor epoxide	UG/L	0.052	U
21 Methoxychlor	UG/L	0.52	U
22 Toxaphene	UG/L	5.2	U
23 alpha-BHC	UG/L	0.052	U
24 alpha-Chlordane	UG/L	0.052	U
25 beta-BHC	UG/L	0.052	U
26 delta-BHC	UG/L	0.052	U
27 gamma-BHC (Lindane)	UG/L	0.052	U
28 gamma-Chlordane	UG/L	0.052	U

METALS

SDG: 54636
 STUDY ID: PHASE 1
 MATRIX: WATER
 LAB SAMP. ID: 275624
 EPA SAMP. ID: SS26-15R
 QC CODE: FB
 % MOISTURE:
 % SOLIDS: 0

PARAMETER	UNIT	VALUE	Q
1 Aluminium	UG/L	18.2	B
2 Antimony	UG/L	2.2	U
3 Arsenic	UG/L	2.1	U
4 Barium	UG/L	3.4	U
5 Beryllium	UG/L	0.27	U
6 Cadmium	UG/L	0.3	U
7 Calcium	UG/L	86.3	U
8 Chromium	UG/L	0.5	U
9 Cobalt	UG/L	0.99	U
10 Copper	UG/L	1.6	B
11 Cyanide	UG/L	5	U
12 Iron	UG/L	18.4	U
13 Lead	UG/L	1.5	U
14 Magnesium	UG/L	91.8	U
15 Manganese	UG/L	0.4	U
16 Mercury	UG/L	0.02	U
17 Nickel	UG/L	0.99	U
18 Potassium	UG/L	104	U
19 Selenium	UG/L	3.7	U
20 Silver	UG/L	0.79	U
21 Sodium	UG/L	199	U
22 Thallium	UG/L	3	U
23 Vanadium	UG/L	1.1	U
24 Zinc	UG/L	1.9	B

VOCs

SDG:	54646	54646	54646
STUDY ID:	PHASE 1	PHASE 1	PHASE 1
MATRIX:	SOIL	SOIL	SOIL
LAB SAMP. ID:	275669	275669	275669
EPA SAMP. ID:	SB25-16-00MS	SB25-16-00MSD	SB25-16-00
QC CODE:	MS	MSD	SA
% MOISTURE:	14	14	14
% SOLIDS:			

PARAMETER	UNIT	VALUE Q	VALUE Q	VALUE Q
1 1,1,1-Trichloroethane	ug/Kg	12 U	12 U	12 U
2 1,1,2,2-Tetrachloroethane	ug/Kg	12 U	12 U	12 U
3 1,1,2-Trichloroethene	ug/Kg	12 U	12 U	12 U
4 1,1-Dichloroethane	ug/Kg	12 U	12 U	12 U
5 1,1-Dichloroethene	ug/Kg	58	60	12 U
6 1,2-Dichlorooctopane	ug/Kg	12 U	12 U	12 U
7 1,2-Dichloroethane	ug/Kg	12 U	12 U	12 U
8 1,2-Dichloroethene (total)	ug/Kg	12 U	12 U	12 U
9 2-Butanone	ug/Kg	12 U	12 U	12 U
10 2-Hexanone	ug/Kg	12 U	12 U	12 U
11 4-Methyl-2-Pentanone	ug/Kg	12 U	12 U	12 U
12 Acetone	ug/Kg	4 J	7 J	2 J
13 Benzene	ug/Kg	62	65	12 U
14 Bromodichloromethane	ug/Kg	12 U	12 U	12 U
15 Bromoform	ug/Kg	12 U	12 U	12 U
16 Bromomethane	ug/Kg	12 U	12 U	12 U
17 Carbon Disulfide	ug/Kg	12 U	12 U	12 U
18 Carbon Tetrachloride	ug/Kg	12 U	12 U	12 U
19 Chlorobenzene	ug/Kg	60	64	12 U
20 Chloroethane	ug/Kg	12 U	12 U	12 U
21 Chloroform	ug/Kg	12 U	12 U	12 U
22 Chloromethane	ug/Kg	12 U	12 U	12 U
23 Dibromochloromethane	ug/Kg	12 U	12 U	12 U
24 Ethylbenzene	ug/Kg	12 U	12 U	12 U
25 Methylene Chloride	ug/Kg	12 U	12 U	12 U
26 Styrene	ug/Kg	12 U	12 U	12 U
27 Tetrachloroethene	ug/Kg	12 U	12 U	12 U
28 Toluene	ug/Kg	62	65	12 U
29 Trichloroethene	ug/Kg	59	61	12 U
30 Vinyl Chloride	ug/Kg	12 U	12 U	12 U
31 Xylene (total)	ug/Kg	12 U	12 U	12 U
32 cis-1,3-Dichlorooctopene	ug/Kg	12 U	12 U	12 U
33 trans-1,3-Dichlorooctopene	ug/Kg	12 U	12 U	12 U

VOCs

SDG:	54646	54646
STUDY ID:	PHASE 1	PHASE 1
MATRIX:	SOIL	SOIL
LAB SAMP. ID:	275670	275671
EPA SAMP. ID:	SB25-16-01	SB25-16-02
QC CODE:	SA	SA
% MOISTURE:	14	10
% SOLIDS:		

PARAMETER	UNIT	VALUE Q	VALUE Q
1 1,1,1-Trichloroethane	ug/Kg	12 U	11 U
2 1,1,2,2-Tetrachloroethane	ug/Kg	12 U	11 U
3 1,1,2-Trichloroethene	ug/Kg	12 U	11 U
4 1,1-Dichloroethane	ug/Kg	12 U	11 U
5 1,1-Dichloroethene	ug/Kg	12 U	11 U
6 1,2-Dichloroethane	ug/Kg	12 U	11 U
7 1,2-Dichloroethene	ug/Kg	12 U	11 U
8 1,2-Dichloroethene (total)	ug/Kg	12 U	11 U
9 2-Butanone	ug/Kg	12 U	11 U
10 2-Hexanone	ug/Kg	12 U	11 U
11 4-Methyl-2-Pentanone	ug/Kg	12 U	11 U
12 Acetone	ug/Kg	4 J	3 J
13 Benzene	ug/Kg	12 U	11 U
14 Bromodichloromethane	ug/Kg	12 U	11 U
15 Bromoform	ug/Kg	12 U	11 U
16 Bromomethane	ug/Kg	12 U	11 U
17 Carbon Disulfide	ug/Kg	12 U	11 U
18 Carbon Tetrachloride	ug/Kg	12 U	11 U
19 Chlorobenzene	ug/Kg	12 U	11 U
20 Chloroethane	ug/Kg	12 U	11 U
21 Chloroform	ug/Kg	12 U	11 U
22 Chloromethane	ug/Kg	12 U	11 U
23 Dibromochloromethane	ug/Kg	12 U	11 U
24 Ethylbenzene	ug/Kg	12 U	11 U
25 Methylene Chloride	ug/Kg	12 U	11 U
26 Styrene	ug/Kg	12 U	11 U
27 Tetrachloroethene	ug/Kg	12 U	11 U
28 Toluene	ug/Kg	12 U	11 U
29 Trichloroethene	ug/Kg	12 U	11 U
30 Vinyl Chloride	ug/Kg	12 U	11 U
31 Xylene (total)	ug/Kg	12 U	11 U
32 cis-1,3-Dichlorooctopene	ug/Kg	12 U	11 U
33 trans-1,3-Dichlorooctopene	ug/Kg	12 U	11 U

SDG:	54646	54646	54646
STUDY ID:	PHASE 1	PHASE 1	PHASE 1
MATRIX:	SOIL	SOIL	SOIL
LAB SAMP. ID:	275669	275669	275669
EPA SAMP. ID:	SB25-16-00MS	SB25-16-00MSD	SB25-16-00
QC CODE:	MS	MSD	SA
% MOISTURE:	10	10	10
% SOLIDS:			

PARAMETER	UNIT	VALUE	Q	VALUE	Q	VALUE	Q	
1	1,2,4-Trichlorobenzene	ug/Kg	1500	2000		360	U	
2	1,2-Dichlorobenzene	ug/Kg	360	U	360	U	360	U
3	1,3-Dichlorobenzene	ug/Kg	360	U	360	U	360	U
4	1,4-Dichlorobenzene	ug/Kg	1400	1800		360	U	
5	2,4,5-Trichlorophenol	ug/Kg	880	U	880	U	880	U
6	2,4,6-Trichlorophenol	ug/Kg	360	U	360	U	360	U
7	2,4-Dichlorophenol	ug/Kg	360	U	360	U	360	U
8	2,4-Dimethylphenol	ug/Kg	360	U	360	U	360	U
9	2,4-Dinitrophenol	ug/Kg	880	U	880	U	880	U
10	2,4-Dinitrotoluene	ug/Kg	1600	2000		360	U	
11	2,6-Dinitrotoluene	ug/Kg	360	U	360	U	360	U
12	2-Chloronaphthalene	ug/Kg	360	U	360	U	360	U
13	2-Chlorophenol	ug/Kg	2400	3000	E	360	U	
14	2-Methylnaphthalene	ug/Kg	360	U	360	U	360	U
15	2-Methylphenol	ug/Kg	360	U	360	U	360	U
16	2-Nitroaniline	ug/Kg	880	U	880	U	880	U
17	2-Nitrophenol	ug/Kg	360	U	360	U	360	U
18	3,3'-Dichlorobenzidine	ug/Kg	360	U	360	U	360	U
19	3-Nitroaniline	ug/Kg	880	U	880	U	880	U
20	4,6-Dinitro-2-methylphenol	ug/Kg	880	U	880	U	880	U
21	4-Bromophenyl-phenylether	ug/Kg	360	U	360	U	360	U
22	4-Chloro-3-methylphenol	ug/Kg	2400	3000	E	360	U	
23	4-Chloroaniline	ug/Kg	360	U	360	U	360	U
24	4-Chlorophenyl-phenylether	ug/Kg	360	U	360	U	360	U
25	4-Methylphenol	ug/Kg	360	U	360	U	360	U
26	4-Nitroaniline	ug/Kg	880	U	880	U	880	U
27	4-Nitrophenol	ug/Kg	2400	3300	E	880	U	
28	Acenaphthene	ug/Kg	1500	1900		360	U	
29	Acenaphthylene	ug/Kg	360	U	360	U	360	U
30	Anthracene	ug/Kg	360	U	360	U	360	U
31	Benzo(a)anthracene	ug/Kg	65	J	49	J	78	J
32	Benzo(a)pyrene	ug/Kg	64	J	52	J	87	J
33	Benzo(b)fluoranthene	ug/Kg	63	J	54	J	86	J
34	Benzo(g,h,i)perylene	ug/Kg	44	J	36	J	61	J

SDG:	54646	54646	54646
STUDY ID:	PHASE 1	PHASE 1	PHASE 1
MATRIX:	SOIL	SOIL	SOIL
LAB SAMP. ID:	275669	275669	275669
EPA SAMP. ID:	SB25-16-00MS	SB25-16-00MSD	SB25-16-00
QC CODE:	MS	MSD	SA
% MOISTURE:	10	10	10
% SOLIDS:			

PARAMETER	UNIT	VALUE Q	VALUE Q	VALUE Q
35 Butylbenzylphthalate	ug/Kg	360 U	360 U	360 U
36 Carbazole	ug/Kg	360 U	360 U	360 U
37 Chrysene	ug/Kg	87 J	70 J	110 J
38 Di-n-butylphthalate	ug/Kg	360 U	360 U	360 U
39 Di-n-oprylphthalate	ug/Kg	360 U	360 U	360 U
40 Dibenz(a,h)anthracene	ug/Kg	360 U	360 U	20 J
41 Dibenzofuran	ug/Kg	360 U	360 U	360 U
42 Diethylphthalate	ug/Kg	360 U	360 U	360 U
43 Dimethylphthalate	ug/Kg	360 U	360 U	360 U
44 Fluoranthene	ug/Kg	170 J	130 J	200 J
45 Fluorene	ug/Kg	360 U	360 U	360 U
46 Hexachlorobenzene	ug/Kg	360 U	360 U	360 U
47 Hexachlorobutadiene	ug/Kg	360 U	360 U	360 U
48 Hexachlorocyclopentadiene	ug/Kg	360 U	360 U	360 U
49 Hexachloroethane	ug/Kg	360 U	360 U	360 U
50 Indeno(1,2,3-cd)pyrene	ug/Kg	39 J	32 J	51 J
51 Isophorone	ug/Kg	360 U	360 U	360 U
52 N-Nitroso-di-n-ctopylamine	ug/Kg	1800	2300	360 U
53 N-Nitrosodiphenylamine (1)	ug/Kg	360 U	360 U	360 U
54 Naphthalene	ug/Kg	360 U	360 U	360 U
55 Nitrobenzene	ug/Kg	360 U	360 U	360 U
56 Pentachlorophenol	ug/Kg	2600	2900	880 U
57 Phenanthrene	ug/Kg	110 J	73 J	130 J
58 Phenol	ug/Kg	2200	2800	360 U
59 Pyrene	ug/Kg	1600	2000	170 J
60 benzo(k)fluoranthene	ug/Kg	77 J	57 J	96 J
61 bis(2-Chloroethoxy) methane	ug/Kg	360 U	360 U	360 U
62 bis(2-Chloroethyl) ether	ug/Kg	360 U	360 U	360 U
63 bis(2-Chloroisooctopyl) ether	ug/Kg	360 U	360 U	360 U
64 bis(2-Ethylhexyl)phthalate	ug/Kg	21 JB	360 U	350 JB

SDG:	54646	54646
STUDY ID:	PHASE 1	PHASE 1
MATRIX:	SOIL	SOIL
LAB SAMP. ID:	275670	275671
EPA SAMP. ID:	SB25-16-01	SB25-16-02
QC CODE:	SA	SA
% MOISTURE:	13	12
% SOLIDS:		

	PARAMETER	UNIT	VALUE	Q	VALUE	Q
1	1,2,4-Trichlorobenzene	ug/Kg	380	U	370	U
2	1,2-Dichlorobenzene	ug/Kg	380	U	370	U
3	1,3-Dichlorobenzene	ug/Kg	380	U	370	U
4	1,4-Dichlorobenzene	ug/Kg	380	U	370	U
5	2,4,5-Trichlorophenol	ug/Kg	910	U	910	U
6	2,4,6-Trichlorophenol	ug/Kg	380	U	370	U
7	2,4-Dichlorophenol	ug/Kg	380	U	370	U
8	2,4-Dimethylphenol	ug/Kg	380	U	370	U
9	2,4-Dinitrophenol	ug/Kg	910	U	910	U
10	2,4-Dinitrotoluene	ug/Kg	380	U	370	U
11	2,6-Dinitrotoluene	ug/Kg	380	U	370	U
12	2-Chloronaphthalene	ug/Kg	380	U	370	U
13	2-Chlorophenol	ug/Kg	380	U	370	U
14	2-Methylnaphthalene	ug/Kg	380	U	370	U
15	2-Methylphenol	ug/Kg	380	U	370	U
16	2-Nitroaniline	ug/Kg	910	U	910	U
17	2-Nitrophenol	ug/Kg	380	U	370	U
18	3,3'-Dichlorobenzidine	ug/Kg	380	U	370	U
19	3-Nitroaniline	ug/Kg	910	U	910	U
20	4,6-Dinitro-2-methylphenol	ug/Kg	910	U	910	U
21	4-Bromophenyl-phenylether	ug/Kg	380	U	370	U
22	4-Chloro-3-methylphenol	ug/Kg	380	U	370	U
23	4-Chloroaniline	ug/Kg	380	U	370	U
24	4-Chlorophenyl-phenylether	ug/Kg	380	U	370	U
25	4-Methylphenol	ug/Kg	380	U	370	U
26	4-Nitroaniline	ug/Kg	910	U	910	U
27	4-Nitrophenol	ug/Kg	910	U	910	U
28	Acenaphthene	ug/Kg	380	U	370	U
29	Acenaphthylene	ug/Kg	380	U	370	U
30	Anthracene	ug/Kg	380	U	370	U
31	Benzo(a)anthracene	ug/Kg	380	U	370	U
32	Benzo(a)pyrene	ug/Kg	380	U	370	U
33	Benzo(b)fluoranthene	ug/Kg	380	U	370	U
34	Benzo(g,h,i)perylene	ug/Kg	380	U	370	U

SDG:	54646	54646
STUDY ID:	PHASE 1	PHASE 1
MATRIX:	SOIL	SOIL
LAB SAMP. ID:	275670	275671
EPA SAMP. ID:	SB25-16-01	SB25-16-02
QC CODE:	SA	SA
% MOISTURE:	13	12
% SOLIDS:		

PARAMETER	UNIT	VALUE Q	VALUE Q
35 Butylbenzylphthalate	ug/Kg	380 U	370 U
36 Carbazole	ug/Kg	380 U	370 U
37 Chrysene	ug/Kg	19 J	370 U
38 Di-n-butylphthalate	ug/Kg	380 U	370 U
39 Di-n-oprylphthalate	ug/Kg	380 U	370 U
40 Dibenz(a,h)anthracene	ug/Kg	380 U	370 U
41 Dibenzofuran	ug/Kg	380 U	370 U
42 Diethylphthalate	ug/Kg	380 U	370 U
43 Dimethylphthalate	ug/Kg	380 U	370 U
44 Fluoranthene	ug/Kg	34 J	370 U
45 Fluorene	ug/Kg	380 U	370 U
46 Hexachlorobenzene	ug/Kg	380 U	370 U
47 Hexachlorobutadiene	ug/Kg	380 U	370 U
48 Hexachlorocyclopentadiene	ug/Kg	380 U	370 U
49 Hexachloroethane	ug/Kg	380 U	370 U
50 Indeno(1,2,3-cd)pyrene	ug/Kg	380 U	370 U
51 Isophorone	ug/Kg	380 U	370 U
52 N-Nitroso-di-n-ctopylamine	ug/Kg	380 U	370 U
53 N-Nitrosodiphenylamine (1)	ug/Kg	380 U	370 U
54 Naphthalene	ug/Kg	380 U	370 U
55 Nitrobenzene	ug/Kg	380 U	370 U
56 Pentachlorophenol	ug/Kg	910 U	910 U
57 Phenanthrene	ug/Kg	23 J	370 U
58 Phenol	ug/Kg	380 U	370 U
59 Pyrene	ug/Kg	32 J	370 U
60 benzo(k)fluoranthene	ug/Kg	380 U	370 U
61 bis(2-Chloroethoxy) methane	ug/Kg	380 U	370 U
62 bis(2-Chloroethyl) ether	ug/Kg	380 U	370 U
63 bis(2-Chloroisooctopyl) ether	ug/Kg	380 U	370 U
64 bis(2-Ethylhexyl)phthalate	ug/Kg	210 JB	220 JB

PESTICIDES

SDG:	54646	54646	54646
STUDY ID:	PHASE 1	PHASE 1	PHASE 1
MATRIX:	SOIL	SOIL	SOIL
LAB SAMP. ID:	275669	275669	275669
EPA SAMP. ID:	SB25-16-00MS	SB25-16-00MSD	SB25-16-00
QC CODE:	MS	MSD	SA
% MOISTURE:	10	10	10
% SOLIDS:			

PARAMETER	UNIT	VALUE Q	VALUE Q	VALUE Q
1 4,4'-DDD	UG/KG	3.7 U	3.7 U	3.7 U
2 4,4'-DDE	UG/KG	2.8 J	2.5 J	3.7 U
3 4,4'-DDT	UG/KG	34	31	3.7 U
4 Aldrin	UG/KG	18	16	1.9 U
5 Aroclor-1016	UG/KG	37 U	37 U	37 U
6 Aroclor-1221	UG/KG	74 U	74 U	74 U
7 Aroclor-1232	UG/KG	37 U	37 U	37 U
8 Aroclor-1242	UG/KG	37 U	37 U	37 U
9 Aroclor-1248	UG/KG	37 U	37 U	37 U
10 Aroclor-1254	UG/KG	37 U	37 U	37 U
11 Aroclor-1260	UG/KG	37 U	37 U	37 U
12 Dieldrin	UG/KG	33	31	3.7 U
13 Endosulfan I	UG/KG	1.9 U	1.9 U	1.9 U
14 Endosulfan II	UG/KG	3.7 U	3.7 U	3.7 U
15 Endosulfan sulfate	UG/KG	3.7 U	3.7 U	3.7 U
16 Endrin	UG/KG	35	33	3.7 U
17 Endrin aldehyde	UG/KG	11 P	8.9	8.4 P
18 Endrin ketone	UG/KG	3.7 U	3.7 U	3.7 U
19 Heptachlor	UG/KG	17	16	1.9 U
20 Heptachlor epoxide	UG/KG	1.9 U	1.9 U	1.9 U
21 Methoxychlor	UG/KG	19 U	19 U	19 U
22 Toxaphene	UG/KG	190 U	190 U	190 U
23 alpha-BHC	UG/KG	1.9 U	1.9 U	1.9 U
24 alpha-Chlordane	UG/KG	1.9 U	1.9 U	1.9 U
25 beta-BHC	UG/KG	1.9 U	1.9 U	1.9 U
26 delta-BHC	UG/KG	1.9 U	1.9 U	1.9 U
27 gamma-BHC (Lindane)	UG/KG	14	13	1.9 U
28 gamma-Chlordane	UG/KG	1.9 U	1.9 U	1.9 U

PESTICIDES

SDG:	54646	54646
STUDY ID:	PHASE 1	PHASE 1
MATRIX:	SOIL	SOIL
LAB SAMP. ID:	275670	275671
EPA SAMP. ID:	SB25-16-01	SB25-16-02
QC CODE:	SA	SA
% MOISTURE:	13	12
% SOLIDS:		

PARAMETER	UNIT	VALUE Q	VALUE Q
1 4,4'-DDD	UG/KG	3.8 U	3.7 U
2 4,4'-DDE	UG/KG	3.8 U	3.7 U
3 4,4'-DDT	UG/KG	3.8 U	3.7 U
4 Aldrin	UG/KG	2 U	1.9 U
5 Aroclor-1016	UG/KG	38 U	37 U
6 Aroclor-1221	UG/KG	77 U	76 U
7 Aroclor-1232	UG/KG	38 U	37 U
8 Aroclor-1242	UG/KG	38 U	37 U
9 Aroclor-1248	UG/KG	38 U	37 U
10 Aroclor-1254	UG/KG	38 U	37 U
11 Aroclor-1260	UG/KG	38 U	37 U
12 Dieldrin	UG/KG	3.8 U	3.7 U
13 Endosulfan I	UG/KG	2 U	1.9 U
14 Endosulfan II	UG/KG	3.8 U	3.7 U
15 Endosulfan sulfate	UG/KG	3.8 U	3.7 U
16 Endrin	UG/KG	3.8 U	3.7 U
17 Endrin aldehyde	UG/KG	3.8 U	3.7 U
18 Endrin ketone	UG/KG	3.8 U	3.7 U
19 Heptachlor	UG/KG	2 U	1.9 U
20 Heptachlor epoxide	UG/KG	2 U	1.9 U
21 Methoxychlor	UG/KG	20 U	19 U
22 Toxaphene	UG/KG	200 U	190 U
23 alpha-BHC	UG/KG	2 U	1.9 U
24 alpha-Chlordane	UG/KG	2 U	1.9 U
25 beta-BHC	UG/KG	2 U	1.9 U
26 delta-BHC	UG/KG	2 U	1.9 U
27 gamma-BHC (Lindane)	UG/KG	2 U	1.9 U
28 gamma-Chlordane	UG/KG	2 U	1.9 U

PESTICIDES

SDG:	54646	54646	54646
STUDY ID:	PHASE 1	PHASE 1	PHASE 1
MATRIX:	SOIL	SOIL	SOIL
LAB SAMP. ID:	275669	275669	275669
EPA SAMP. ID:	SB25-16-00MS	SB25-16-00MSD	SB25-16-00
QC CODE:	MS	MSD	SA
% MOISTURE:	10	10	10
% SOLIDS:			

PARAMETER	UNIT	VALUE Q	VALUE Q	VALUE Q
1 4,4'-DDD	UG/KG	3.7 U	3.7 U	3.7 U
2 4,4'-DDE	UG/KG	2.8 J	2.5 J	3.7 U
3 4,4'-DDT	UG/KG	34	31	3.7 U
4 Aldrin	UG/KG	18	16	1.9 U
5 Aroclor-1016	UG/KG	37 U	37 U	37 U
6 Aroclor-1221	UG/KG	74 U	74 U	74 U
7 Aroclor-1232	UG/KG	37 U	37 U	37 U
8 Aroclor-1242	UG/KG	37 U	37 U	37 U
9 Aroclor-1248	UG/KG	37 U	37 U	37 U
10 Aroclor-1254	UG/KG	37 U	37 U	37 U
11 Aroclor-1260	UG/KG	37 U	37 U	37 U
12 Dieldrin	UG/KG	33	31	3.7 U
13 Endosulfan I	UG/KG	1.9 U	1.9 U	1.9 U
14 Endosulfan II	UG/KG	3.7 U	3.7 U	3.7 U
15 Endosulfan sulfate	UG/KG	3.7 U	3.7 U	3.7 U
16 Endrin	UG/KG	35	33	3.7 U
17 Endrin aldehyde	UG/KG	11 P	8.9	8.4 P
18 Endrin ketone	UG/KG	3.7 U	3.7 U	3.7 U
19 Heptachlor	UG/KG	17	16	1.9 U
20 Heptachlor epoxide	UG/KG	1.9 U	1.9 U	1.9 U
21 Methoxychlor	UG/KG	19 U	19 U	19 U
22 Toxaphene	UG/KG	190 U	190 U	190 U
23 alpha-BHC	UG/KG	1.9 U	1.9 U	1.9 U
24 alpha-Chlordane	UG/KG	1.9 U	1.9 U	1.9 U
25 beta-BHC	UG/KG	1.9 U	1.9 U	1.9 U
26 delta-BHC	UG/KG	1.9 U	1.9 U	1.9 U
27 gamma-BHC (Lindane)	UG/KG	14	13	1.9 U
28 gamma-Chlordane	UG/KG	1.9 U	1.9 U	1.9 U

PESTICIDES

SDG:	54646	54646
STUDY ID:	PHASE 1	PHASE 1
MATRIX:	SOIL	SOIL
LAB SAMP. ID:	275670	275671
EPA SAMP. ID:	SB25-16-01	SB25-16-02
QC CODE:	SA	SA
% MOISTURE:	13	12
% SOLIDS:		

PARAMETER	UNIT	VALUE Q	VALUE Q
1 4,4'-DDD	UG/KG	3.8 U	3.7 U
2 4,4'-DDE	UG/KG	3.8 U	3.7 U
3 4,4'-DDT	UG/KG	3.8 U	3.7 U
4 Aldrin	UG/KG	2 U	1.9 U
5 Aroclor-1016	UG/KG	38 U	37 U
6 Aroclor-1221	UG/KG	77 U	76 U
7 Aroclor-1232	UG/KG	38 U	37 U
8 Aroclor-1242	UG/KG	38 U	37 U
9 Aroclor-1248	UG/KG	38 U	37 U
10 Aroclor-1254	UG/KG	38 U	37 U
11 Aroclor-1260	UG/KG	38 U	37 U
12 Dieldrin	UG/KG	3.8 U	3.7 U
13 Endosulfan I	UG/KG	2 U	1.9 U
14 Endosulfan II	UG/KG	3.8 U	3.7 U
15 Endosulfan sulfate	UG/KG	3.8 U	3.7 U
16 Endrin	UG/KG	3.8 U	3.7 U
17 Endrin aldehyde	UG/KG	3.8 U	3.7 U
18 Endrin ketone	UG/KG	3.8 U	3.7 U
19 Heptachlor	UG/KG	2 U	1.9 U
20 Heptachlor epoxide	UG/KG	2 U	1.9 U
21 Methoxychlor	UG/KG	20 U	19 U
22 Toxaphene	UG/KG	200 U	190 U
23 alpha-BHC	UG/KG	2 U	1.9 U
24 alpha-Chlordane	UG/KG	2 U	1.9 U
25 beta-BHC	UG/KG	2 U	1.9 U
26 delta-BHC	UG/KG	2 U	1.9 U
27 gamma-BHC (Lindane)	UG/KG	2 U	1.9 U
28 gamma-Chlordane	UG/KG	2 U	1.9 U

METALS

SDG:	54646	54646	54646
STUDY ID:	PHASE 1	PHASE 1	PHASE 1
MATRIX:	SOIL	SOIL	SOIL
LAB SAMP. ID:	275669	275670	275671
EPA SAMP. ID:	SB25-16-00	SB25-16-01	SB25-16-02
QC CODE:	SA	SA	SA
% MOISTURE:			
% SOLIDS:	90.4	87.1	88.5

PARAMETER	UNIT	VALUE Q	VALUE Q	VALUE Q
1 Aluminium	MG/K	18400	13900	9510
2 Antimony	MG/K	0.44 B	0.76 B	0.47 B
3 Arsenic	MG/K	6.3	4.4	4
4 Barium	MG/K	75.4	66.8	60.5
5 Beryllium	MG/K	0.92 B	0.66 B	0.46 B
6 Cadmium	MG/K	0.06 U	0.06 U	0.04 U
7 Calcium	MG/K	3350 *	62300 *	57800 *
8 Chromium	MG/K	25.8	20.3	14.8
9 Cobalt	MG/K	9.4	8.3 B	9.2
10 Copper	MG/K	25.8	23.6	21
11 Cyanide	MG/K	0.51 U	0.67 U	0.59 U
12 Iron	MG/K	30300	22100	18300
13 Lead	MG/K	15.9 N	8.6 N	7.9 N
14 Magnesium	MG/K	4980	13000	11200
15 Manganese	MG/K	308 N	375 N	395 N
16 Mercury	MG/K	0.01 B	0.03 B	0.01 B
17 Nickel	MG/K	31.3	28.3	26.3
18 Potassium	MG/K	1940 E	2230 E	1460 E
19 Selenium	MG/K	0.68 U	0.71 U	0.51 U
20 Silver	MG/K	0.96 U	1 U	0.71 U
21 Sodium	MG/K	124 B	81.2 B	129 B
22 Thallium	MG/K	1.1 B	0.58 U	0.63 B
23 Vanadium	MG/K	32.7	23.9	15.7
24 Zinc	MG/K	84.8 *	87.4 *	62.3 *

VOCs

SDG:	54890	54890	54890	54890
STUDY ID:	PHASE 1	PHASE 1	PHASE 1	PHASE 1
MATRIX:	WATER	WATER	WATER	WATER
LAB SAMP. ID:	278202	278201	278200	278200
EPA SAMP. ID:	MW26-70	MW26-7R	MW26-7MS	MW26-7MSD
QC CODE:	DU	FB	MS	MSD
% MOISTURE:				
% SOLIDS:				

PARAMETER	UNIT	VALUE Q	VALUE Q	VALUE Q	VALUE Q
1 1,1,1,2-Tetrachloroethane	UG/L	0.5 U	0.5 U	11	9
2 1,1,1-Trichloroethane	UG/L	0.5 U	0.5 U	9	9
3 1,1,2,2-Tetrachloroethane	UG/L	0.5 U	0.5 U	10	10
4 1,1-Dichloroethane	UG/L	0.5 U	0.5 U	9	9
5 1,1-Dichloroethene	UG/L	0.5 U	0.5 U	9	9
6 1,1-Dichloropropene	UG/L	0.5 U	0.5 U	9	9
7 1,2,3-Trichlorobenzene	UG/L	0.5 U	0.5 U	8	9
8 1,2,3-Trichloropropane	UG/L	0.5 U	0.5 U	10	9
9 1,2,4-Trichlorobenzene	UG/L	0.5 U	0.5 U	8	8
10 1,2,4-Trimethylbenzene	UG/L	6	0.5 U	21	19
11 1,2-Dibromo-3-Chloropropane	UG/L	0.5 U	0.5 U	10	10
12 1,2-Dibromoethane	UG/L	0.5 U	0.5 U	9	10
13 1,2-Dichlorobenzene	UG/L	0.5 U	0.5 U	9	9
14 1,2-Dichloroethane	UG/L	0.5 U	0.5 U	9	9
15 1,2-Dichloropropane	UG/L	0.5 U	0.5 U	9	9
16 1,3,5-Trimethylbenzene	UG/L	2	0.5 U	11	12
17 1,3,5-Trimethylbenzene	UG/L	0.5 U	0.5 U	9	9
18 1,3-Dichlorobenzene	UG/L	0.5 U	0.5 U	9	9
19 1,4-Dichlorobenzene	UG/L	0.5 U	0.5 U	9	9
20 2,2-Dichloropropane	UG/L	0.5 U	0.5 U	9	9
21 2-Butanone	UG/L	5 U	5 U	26	26
22 2-Chlorotoluene	UG/L	0.5 U	0.5 U	9	9
23 4-Chlorotoluene	UG/L	0.5 U	0.5 U	9	9
24 4-Methyl-2-Pentanone	UG/L	5 U	5 U	27	27
25 Acetone	UG/L	5 U	5 U	26	25
26 Benzene	UG/L	1	0.5 U	10	11
27 Bromochloromethane	UG/L	0.5 U	0.5 U	10	10
28 Bromodichloromethane	UG/L	0.5 U	0.5 U	9	9
29 Bromoform	UG/L	0.5 U	0.5 U	8	8
30 Bromomethane	UG/L	0.5 U	0.5 U	9	9
31 Carbon Disulfide	UG/L	0.5 U	0.5 U	8	8
32 Carbon Tetrachloride	UG/L	0.5 U	0.5 U	9	9
33 Chlorobenzene	UG/L	0.5 U	0.5 U	9	9

VOCs

SDG:	54890	54890	54890	54890
STUDY ID:	PHASE 1	PHASE 1	PHASE 1	PHASE 1
MATRIX:	WATER	WATER	WATER	WATER
LAB SAMP. ID:	278202	278201	278200	278200
EPA SAMP. ID:	MW26-70	MW26-7R	MW26-7MS	MW26-7MSD
QC CODE:	DU	FB	MS	MSD
% MOISTURE:				
% SOLIDS:				

PARAMETER	UNIT	VALUE Q	VALUE Q	VALUE Q	VALUE Q
Chloroethane	UG/L	0.5 U	0.5 U	10	10
Chloroform	UG/L	0.5 U	2	10	10
Chloromethane	UG/L	0.5 U	0.5 U	9	8
Dibromochloromethane	UG/L	0.5 U	0.5 U	8	8
Dibromomethane	UG/L	0.5 U	0.5 U	10	10
Dichlorodifluoromethane	UG/L	0.5 U	0.5 U	8	8
Ethylbenzene	UG/L	6	0.5 U	15	15
Hexachlorobutadiene	UG/L	0.5 U	0.5 U	7	7
Isopropylbenzene	UG/L	3	0.5 U	12	12
Methylene Chloride	UG/L	0.5 U	0.5 U	10	10
Naphthalene	UG/L	6	0.5 U	21	20
Styrene	UG/L	0.5 U	0.5 U	6	8
Tetrachloroethene	UG/L	0.5 U	0.5 U	10	10
Toluene	UG/L	0.5 U	0.5 U	9	10
Trichloroethene	UG/L	0.5 U	0.5 U	10	10
Trichlorofluoromethane	UG/L	0.5 U	0.5 U	9	9
Vinyl Chloride	UG/L	0.5 U	0.5 U	8	8
Xylene (total)	UG/L	2	0.5 U	29	30
cis-1,2-Dichloroethane	UG/L	0.5 U	0.5 U	10	10
cis-1,3-Dichlorooctopene	UG/L	0.5 U	0.5 U	9	9
n-Butylbenzene	UG/L	0.5 U	0.5 U	9	9
n-Propylbenzene	UG/L	3	0.5 U	12	12
p-Isopropyltoluene	UG/L	2	0.5 U	9	9
sec-Butylbenzene	UG/L	2	0.5 U	11	10
tert-Butylbenzene	UG/L	0.5 U	0.5 U	9	8
trans-1,2-Dichloroethene	UG/L	0.5 U	0.5 U	10	10
trans-1,3-Dichlorooctopene	UG/L	0.5 U	0.5 U	9	9

VOCs

SDG:	54890	54890	54890	54890	54890
STUDY ID:	PHASE 1	PHASE 1	PHASE 1	PHASE 1	PHASE 1
MATRIX:	WATER	WATER	WATER	WATER	WATER
LAB SAMP. ID:	278187	278795	278796	277052	277497
EPA SAMP. ID:	MW26-1	MW26-10	MW26-11	MW26-3	MW26-4
QC CODE:	SA	SA	SA	SA	SA
% MOISTURE:					
% SOLIDS:					

PARAMETER	UNIT	VALUE Q	VALUE Q	VALUE Q	VALUE Q	VALUE Q
1 1,1,1,2-Tetrachloroethane	UG/L	0.5 U	0.5 U	0.5 U	0.5 U	0.5 U
2 1,1,1-Trichloroethane	UG/L	0.5 U	0.5 U	0.5 U	0.5 U	0.5 U
3 1,1,2,2-Tetrachloroethane	UG/L	0.5 U	0.5 U	0.5 U	0.5 U	0.5 U
4 1,1-Dichloroethane	UG/L	0.5 U	0.5 U	0.5 U	0.5 U	0.5 U
5 1,1-Dichloroethene	UG/L	0.5 U	0.5 U	0.5 U	0.5 U	0.5 U
6 1,1-Dichloropropene	UG/L	0.5 U	0.5 U	0.5 U	0.5 U	0.5 U
7 1,2,3-Trichlorobenzene	UG/L	0.5 U	0.5 U	0.5 U	0.5 U	0.5 U
8 1,2,3-Trichloropropane	UG/L	0.5 U	0.5 U	0.5 U	0.5 U	0.5 U
9 1,2,4-Trichlorobenzene	UG/L	0.5 U	0.5 U	0.5 U	0.5 U	0.5 U
10 1,2,4-Trimethylbenzene	UG/L	0.5 U	0.5 U	0.5 U	0.5 U	0.5 U
11 1,2-Dibromo-3-Chloropropane	UG/L	0.5 U	0.5 U	0.5 U	0.5 U	0.5 U
12 1,2-Dibromoethane	UG/L	0.5 U	0.5 U	0.5 U	0.5 U	0.5 U
13 1,2-Dichlorobenzene	UG/L	0.5 U	0.5 U	0.5 U	0.5 U	0.5 U
14 1,2-Dichlorooctopane	UG/L	0.5 U	0.5 U	0.5 U	0.5 U	0.5 U
15 1,2-Dichloroethane	UG/L	0.5 U	0.5 U	0.5 U	0.5 U	0.5 U
16 1,3,5-Trimethylbenzene	UG/L	0.5 U	0.5 U	0.5 U	0.5 U	0.5 U
17 1,3,5-Trimethylbenzene	UG/L	0.5 U	0.5 U	0.5 U	0.5 U	0.5 U
18 1,3-Dichlorobenzene	UG/L	0.5 U	0.5 U	0.5 U	0.5 U	0.5 U
19 1,4-Dichlorobenzene	UG/L	0.5 U	0.5 U	0.5 U	0.5 U	0.5 U
20 2,2-Dichloropropane	UG/L	0.5 U	0.5 U	0.5 U	0.5 U	0.5 U
21 2-Butanone	UG/L	5 U	5 U	5 U	5 U	5 U
22 2-Chlorotoluene	UG/L	0.5 U	0.5 U	0.5 U	0.5 U	0.5 U
23 4-Chlorotoluene	UG/L	0.5 U	0.5 U	0.5 U	0.5 U	0.5 U
24 4-Methyl-2-Pentanone	UG/L	5 U	5 U	5 U	5 U	5 U
25 Acetone	UG/L	5 U	5 U	5 U	5 U	5 U
26 Benzene	UG/L	0.5 U	0.5 U	0.5 U	0.5 U	0.5 U
27 Bromochloromethane	UG/L	0.5 U	0.5 U	0.5 U	0.5 U	0.5 U
28 Bromodichloromethane	UG/L	0.5 U	0.5 U	0.5 U	0.5 U	0.5 U
29 Bromoform	UG/L	0.5 U	0.5 U	0.5 U	0.5 U	0.5 U
30 Bromomethane	UG/L	0.5 U	0.5 U	0.5 U	0.5 U	0.5 U
31 Carbon Disulfide	UG/L	0.5 U	0.5 U	0.5 U	0.5 U	0.5 U
32 Carbon Tetrachloride	UG/L	0.5 U	0.5 U	0.5 U	0.5 U	0.5 U
33 Chlorobenzene	UG/L	0.5 U	0.5 U	0.5 U	0.5 U	0.5 U

VOCs

	54890	54890	54890	54890	54890
SDG:	54890	54890	54890	54890	54890
STUDY ID:	PHASE 1	PHASE 1	PHASE 1	PHASE 1	PHASE 1
MATRIX:	WATER	WATER	WATER	WATER	WATER
LAB SAMP. ID:	278187	278795	278796	277052	277497
EPA SAMP. ID:	MW26-1	MW26-10	MW26-11	MW26-3	MW26-4
QC CODE:	SA	SA	SA	SA	SA
% MOISTURE:					
% SOLIDS:					

PARAMETER	UNIT	VALUE Q	VALUE Q	VALUE Q	VALUE Q	VALUE Q
Chloroethane	UG/L	0.5 U	0.5 U	0.5 U	0.5 U	0.5 U
Chloroform	UG/L	0.5 U	0.5 U	0.5 U	0.5 U	0.5 U
Chloromethane	UG/L	0.5 U	0.5 U	0.5 U	0.5 U	0.5 U
Dibromochloromethane	UG/L	0.5 U	0.5 U	0.5 U	0.5 U	0.5 U
Dibromomethane	UG/L	0.5 U	0.5 U	0.5 U	0.5 U	0.5 U
Dichlorodifluoromethane	UG/L	0.5 U	0.5 U	0.5 U	0.5 U	0.5 U
Ethylbenzene	UG/L	0.5 U	0.5 U	0.5 U	0.5 U	0.5 U
Hexachlorobutadiene	UG/L	0.5 U	0.5 U	0.5 U	0.5 U	0.5 U
Isopropylbenzene	UG/L	0.5 U	0.5 U	0.5 U	0.5 U	0.5 U
Methylene Chloride	UG/L	0.5 U	0.5 U	0.5 U	0.5 U	0.5 U
Naphthalene	UG/L	0.5 U	0.5 U	0.5 U	0.5 U	0.5 U
Styrene	UG/L	0.5 U	0.5 U	0.5 U	0.5 U	0.5 U
Tetrachloroethene	UG/L	0.5 U	0.5 U	0.5 U	0.5 U	0.5 U
Toluene	UG/L	0.5 U	0.5 U	0.5 U	0.5 U	0.5 U
Trichloroethene	UG/L	0.5 U	0.5 U	0.5 U	0.5 U	0.5 U
Trichlorofluoromethane	UG/L	0.5 U	0.5 U	0.5 U	0.5 U	0.5 U
Vinyl Chloride	UG/L	0.5 U	0.5 U	0.5 U	0.5 U	0.5 U
Xylene (total)	UG/L	0.5 U	0.5 U	0.5 U	0.5 U	0.5 U
cis-1,2-Dichloroethane	UG/L	0.5 U	0.5 U	0.5 U	0.5 U	0.5 U
cis-1,3-Dichlorooctopene	UG/L	0.5 U	0.5 U	0.5 U	0.5 U	0.5 U
n-Butylbenzene	UG/L	0.5 U	0.5 U	0.5 U	0.5 U	0.5 U
n-Propylbenzene	UG/L	0.5 U	0.5 U	0.5 U	0.5 U	0.5 U
p-Isopropyltoluene	UG/L	0.5 U	0.5 U	0.5 U	0.5 U	0.5 U
sec-Butylbenzene	UG/L	0.5 U	0.5 U	0.5 U	0.5 U	0.5 U
tert-Butylbenzene	UG/L	0.5 U	0.5 U	0.5 U	0.5 U	0.5 U
trans-1,2-Dichloroethene	UG/L	0.5 U	0.5 U	0.5 U	0.5 U	0.5 U
trans-1,3-Dichlorooctopene	UG/L	0.5 U	0.5 U	0.5 U	0.5 U	0.5 U

VOCs

SDG:	54890	54890	54890	54890	54890
STUDY ID:	PHASE 1	PHASE 1	PHASE 1	PHASE 1	PHASE 1
MATRIX:	WATER	WATER	WATER	WATER	WATER
LAB SAMP. ID:	277053	277054	278200	277300	278188
EPA SAMP. ID:	MW26-5	MW26-6	MW26-7	MW26-8	MW26-9
QC CODE:	SA	SA	SA	SA	SA
% MOISTURE:					
% SOLIDS:					

PARAMETER	UNIT	VALUE Q	VALUE Q	VALUE Q	VALUE Q	VALUE Q
1 1,1,1,2-Tetrachloroethane	UG/L	0.5 U	0.5 U	0.5 U	0.5 U	0.5 U
2 1,1,1-Trichloroethane	UG/L	0.5 U	0.5 U	0.5 U	0.5 U	0.5 U
3 1,1,2,2-Tetrachloroethane	UG/L	0.5 U	0.5 U	0.5 U	0.5 U	0.5 U
4 1,1-Dichloroethane	UG/L	0.5 U	0.5 U	0.5 U	0.5 U	0.5 U
5 1,1-Dichloroethene	UG/L	0.5 U	0.5 U	0.5 U	0.5 U	0.5 U
6 1,1-Dichloropropene	UG/L	0.5 U	0.5 U	0.5 U	0.5 U	0.5 U
7 1,2,3-Trichlorobenzene	UG/L	0.5 U	0.5 U	0.5 U	0.5 U	0.5 U
8 1,2,3-Trichloropropane	UG/L	0.5 U	0.5 U	0.5 U	0.5 U	0.5 U
9 1,2,4-Trichlorobenzene	UG/L	0.5 U	0.5 U	0.5 U	0.5 U	0.5 U
10 1,2,4-Trimethylbenzene	UG/L	0.5 U	0.5 U	11	0.5 U	0.5 U
11 1,2-Dibromo-3-Chloropropane	UG/L	0.5 U	0.5 U	0.5 U	0.5 U	0.5 U
12 1,2-Dibromoethane	UG/L	0.5 U	0.5 U	0.5 U	0.5 U	0.5 U
13 1,2-Dichlorobenzene	UG/L	0.5 U	0.5 U	0.5 U	0.5 U	0.5 U
14 1,2-Dichloroethane	UG/L	0.5 U	0.5 U	0.5 U	0.5 U	0.5 U
15 1,2-Dichloropropane	UG/L	0.5 U	0.5 U	0.5 U	0.5 U	0.5 U
16 1,3,5-Trimethylbenzene	UG/L	0.5 U	0.5 U	3	0.5 U	0.5 U
17 1,3,5-Trimethylbenzene	UG/L	0.5 U	0.5 U	0.5 U	0.5 U	0.5 U
18 1,3-Dichlorobenzene	UG/L	0.5 U	0.5 U	0.5 U	0.5 U	0.5 U
19 1,4-Dichlorobenzene	UG/L	0.5 U	0.5 U	0.5 U	0.5 U	0.5 U
20 2,2-Dichloropropane	UG/L	0.5 U	0.5 U	0.5 U	0.5 U	0.5 U
21 2-Butanone	UG/L	5 U	5 U	5 U	5 U	5 U
22 2-Chlorotoluene	UG/L	0.5 U	0.5 U	0.5 U	0.5 U	0.5 U
23 4-Chlorotoluene	UG/L	0.5 U	0.5 U	0.5 U	0.5 U	0.5 U
24 4-Methyl-2-Pentanone	UG/L	5 U	5 U	5 U	5 U	5 U
25 Acetone	UG/L	5 U	5 U	5	5 U	5 U
26 Benzene	UG/L	0.5 U	0.5 U	2	0.5 U	0.5 U
27 Bromochloromethane	UG/L	0.5 U	0.5 U	0.5 U	0.5 U	0.5 U
28 Bromodichloromethane	UG/L	0.5 U	0.5 U	0.5 U	0.5 U	0.5 U
29 Bromoform	UG/L	0.5 U	0.5 U	0.5 U	0.5 U	0.5 U
30 Bromomethane	UG/L	0.5 U	0.5 U	0.5 U	0.5 U	0.5 U
31 Carbon Disulfide	UG/L	0.5 U	0.5 U	0.5 U	0.5 U	0.5 U
32 Carbon Tetrachloride	UG/L	0.5 U	0.5 U	0.5 U	0.5 U	0.5 U
33 Chlorobenzene	UG/L	0.5 U	0.5 U	0.5 U	0.5 U	0.5 U

VOCs

SDG:	54890	54890	54890	54890	54890
STUDY ID:	PHASE 1	PHASE 1	PHASE 1	PHASE 1	PHASE 1
MATRIX:	WATER	WATER	WATER	WATER	WATER
LAB SAMP. ID:	277053	277054	278200	277300	278188
EPA SAMP. ID:	MW26-5	MW26-6	MW26-7	MW26-8	MW26-9
QC CODE:	SA	SA	SA	SA	SA
% MOISTURE:					
% SOLIDS:					

PARAMETER	UNIT	VALUE Q	VALUE Q	VALUE Q	VALUE Q	VALUE Q
Chloroethane	UG/L	0.5 U	0.5 U	0.5 U	0.5 U	0.5 U
Chloroform	UG/L	0.5 U	0.5 U	0.5 U	0.5 U	0.5 U
Chloromethane	UG/L	0.5 U	0.5 U	0.5 U	0.5 U	0.5 U
Dibromochloromethane	UG/L	0.5 U	0.5 U	0.5 U	0.5 U	0.5 U
Dibromomethane	UG/L	0.5 U	0.5 U	0.5 U	0.5 U	0.5 U
Dichlorodifluoromethane	UG/L	0.5 U	0.5 U	0.5 U	0.5 U	0.5 U
Ethylbenzene	UG/L	0.5 U	0.5 U	7	0.5 U	0.5 U
Hexachlorobutadiene	UG/L	0.5 U	0.5 U	0.5 U	0.5 U	0.5 U
Isopropylbenzene	UG/L	0.5 U	0.5 U	3	0.5 U	0.5 U
Methylene Chloride	UG/L	0.5 U	0.5 U	0.5 U	0.5 U	0.5 U
Naphthalene	UG/L	0.5 U	0.5 U	10	0.5 U	0.5 U
Styrene	UG/L	0.5 U	0.5 U	0.5 U	0.5 U	0.5 U
Tetrachloroethene	UG/L	0.5 U	0.5 U	0.5 U	0.5 U	0.5 U
Toluene	UG/L	0.5 U	0.5 U	0.5 U	0.5 U	0.5 U
Trichloroethene	UG/L	0.5 U	0.5 U	0.5 U	0.5 U	0.5 U
Trichlorofluoromethane	UG/L	0.5 U	0.5 U	0.5 U	0.5 U	0.5 U
Vinyl Chloride	UG/L	0.5 U	0.5 U	0.5 U	0.5 U	0.5 U
Xylene (total)	UG/L	0.5 U	0.5 U	2	0.5 U	0.5 U
cis-1,2-Dichloroethane	UG/L	0.5 U	0.5 U	0.5 U	0.5 U	0.5 U
cis-1,3-Dichlorooctopene	UG/L	0.5 U	0.5 U	0.5 U	0.5 U	0.5 U
n-Butylbenzene	UG/L	0.5 U	0.5 U	0.5 U	0.5 U	0.5 U
n-Propylbenzene	UG/L	0.5 U	0.5 U	3	0.5 U	0.5 U
p-Isopropyltoluene	UG/L	0.5 U	0.5 U	3	0.5 U	0.5 U
sec-Butylbenzene	UG/L	0.5 U	0.5 U	2	0.5 U	0.5 U
tert-Butylbenzene	UG/L	0.5 U	0.5 U	0.3 J	0.5 U	0.5 U
trans-1,2-Dichloroethene	UG/L	0.5 U	0.5 U	0.5 U	0.5 U	0.5 U
trans-1,3-Dichlorooctopene	UG/L	0.5 U	0.5 U	0.5 U	0.5 U	0.5 U

VOCs

SDG:	54890	54890
STUDY ID:	PHASE 1	PHASE 1
MATRIX:	WATER	WATER
LAB SAMP. ID:	278189	277055
EPA SAMP. ID:	TB111395	TB11595
QC CODE:	TB	TB
% MOISTURE:		
% SOLIDS:		

PARAMETER	UNIT	VALUE Q	VALUE Q
1 1,1,1,2-Tetrachloroethane	UG/L	0.5 U	0.5 U
2 1,1,1-Trichloroethane	UG/L	0.5 U	0.5 U
3 1,1,2,2-Tetrachloroethane	UG/L	0.5 U	0.5 U
4 1,1-Dichloroethane	UG/L	0.5 U	0.5 U
5 1,1-Dichloroethene	UG/L	0.5 U	0.5 U
6 1,1-Dichloropropene	UG/L	0.5 U	0.5 U
7 1,2,3-Trichlorobenzene	UG/L	0.5 U	0.5 U
8 1,2,3-Trichloropropane	UG/L	0.5 U	0.5 U
9 1,2,4-Trichlorobenzene	UG/L	0.5 U	0.5 U
10 1,2,4-Trimethylbenzene	UG/L	0.5 U	0.5 U
11 1,2-Dibromo-3-Chloropropane	UG/L	0.5 U	0.5 U
12 1,2-Dibromoethane	UG/L	0.5 U	0.5 U
13 1,2-Dichlorobenzene	UG/L	0.5 U	0.5 U
14 1,2-Dichloroethane	UG/L	0.5 U	0.5 U
15 1,2-Dichloroethane	UG/L	0.5 U	0.5 U
16 1,3,5-Trimethylbenzene	UG/L	0.5 U	0.5 U
17 1,3,5-Trimethylbenzene	UG/L	0.5 U	0.5 U
18 1,3-Dichlorobenzene	UG/L	0.5 U	0.5 U
19 1,4-Dichlorobenzene	UG/L	0.5 U	0.3 J
20 2,2-Dichloropropane	UG/L	0.5 U	0.5 U
21 2-Butanone	UG/L	5 U	5 U
22 2-Chlorotoluene	UG/L	0.5 U	0.5 U
23 4-Chlorotoluene	UG/L	0.5 U	0.5 U
24 4-Methyl-2-Pentanone	UG/L	5 U	5 U
25 Acetone	UG/L	5 U	5 U
26 Benzene	UG/L	0.5 U	0.5 U
27 Bromochloromethane	UG/L	0.5 U	0.5 U
28 Bromodichloromethane	UG/L	0.5 U	0.5 U
29 Bromoform	UG/L	0.5 U	0.5 U
30 Bromomethane	UG/L	0.5 U	0.5 U
31 Carbon Disulfide	UG/L	0.5 U	0.5 U
32 Carbon Tetrachloride	UG/L	0.5 U	0.5 U
33 Chlorobenzene	UG/L	0.5 U	0.5 U

VOCs

SDG:	54890	54890
STUDY ID:	PHASE 1	PHASE 1
MATRIX:	WATER	WATER
LAB SAMP. ID:	278189	277055
EPA SAMP. ID:	TB111395	TB11595
QC CODE:	TB	TB
% MOISTURE:		
% SOLIDS:		

PARAMETER	UNIT	VALUE Q	VALUE Q
Chloroethane	UG/L	0.5 U	0.5 U
Chloroform	UG/L	3	0.5 U
Chloromethane	UG/L	0.5 U	0.5 U
Dibromochloromethane	UG/L	0.5 U	0.5 U
Dibromomethane	UG/L	0.5 U	0.5 U
Dichlorodifluoromethane	UG/L	0.5 U	0.5 U
Ethylbenzene	UG/L	0.5 U	0.5 U
Hexachlorobutadiene	UG/L	0.5 U	0.5 U
Isopropylbenzene	UG/L	0.5 U	0.5 U
Methylene Chloride	UG/L	0.5 U	0.5 U
Naphthalene	UG/L	0.5 U	0.5 U
Styrene	UG/L	0.5 U	0.5 U
Tetrachloroethene	UG/L	0.5 U	0.5 U
Toluene	UG/L	0.5 U	0.5 U
Trichloroethene	UG/L	0.5 U	0.5 U
Trichlorofluoromethane	UG/L	0.5 U	0.5 U
Vinyl Chloride	UG/L	0.5 U	0.5 U
Xylene (total)	UG/L	0.5 U	0.5 U
cis-1,2-Dichloroethane	UG/L	0.5 U	0.5 U
cis-1,3-Dichlorooctopene	UG/L	0.5 U	0.5 U
n-Butylbenzene	UG/L	0.5 U	0.5 U
n-Propylbenzene	UG/L	0.5 U	0.5 U
p-Isopropyltoluene	UG/L	0.5 U	0.5 U
sec-Butylbenzene	UG/L	0.5 U	0.5 U
tert-Butylbenzene	UG/L	0.5 U	0.5 U
trans-1,2-Dichloroethene	UG/L	0.5 U	0.5 U
trans-1,3-Dichlorooctopene	UG/L	0.5 U	0.5 U

SVOCs

SDG:	54890	54890	54890	54890	54890
STUDY ID:	PHASE 1	PHASE 1	PHASE 1	PHASE 1	PHASE 1
MATRIX:	WATER	WATER	WATER	WATER	WATER
LAB SAMP. ID:	278202	278201	278200	278200	278187
EPA SAMP. ID:	MW26-70	MW26-7R	MW26-7MS	MW26-7MSD	MW26-1
QC CODE:	DU	FB	MS	MSD	SA
% MOISTURE:					
% SOLIDS:					

PARAMETER	UNIT	VALUE Q	VALUE Q	VALUE Q	VALUE Q	VALUE Q
1 1,2,4-Trichlorobenzene	UG/L	10 U	11 U	17	23	11 U
1 1,2,4-Trichlorobenzene	UG/L	10 U	11 U	17	23	11 U
2 1,2-Dichlorobenzene	UG/L	10 U	11 U	10 U	11 U	11 U
3 1,3-Dichlorobenzene	UG/L	10 U	11 U	10 U	11 U	11 U
4 1,4-Dichlorobenzene	UG/L	10 U	11 U	10	20	11 U
5 2,4,5-Trichlorophenol	UG/L	25 U	27 U	25 U	26 U	27 U
6 2,4,6-Trichlorophenol	UG/L	10 U	11 U	10 U	11 U	11 U
7 2,4-Dichlorophenol	UG/L	10 U	11 U	10 U	11 U	11 U
8 2,4-Dimethylphenol	UG/L	10 U	11 U	10 U	11 U	11 U
9 2,4-Dinitrophenol	UG/L	25 U	27 U	25 U	26 U	27 U
10 2,4-Dinitrotoluene	UG/L	10 U	11 U	25	26	11 U
11 2,6-Dinitrotoluene	UG/L	10 U	11 U	10 U	11 U	11 U
12 2-Chloronaphthalene	UG/L	10 U	11 U	10 U	11 U	11 U
13 2-Chlorophenol	UG/L	10 U	11 U	29	37	11 U
14 2-Methylnaphthalene	UG/L	10	11 U	6 J	4 J	11 U
15 2-Methylphenol	UG/L	10 U	11 U	10 U	11 U	11 U
16 2-Nitroaniline	UG/L	25 U	27 U	25 U	26 U	27 U
17 2-Nitrophenol	UG/L	10 U	11 U	10 U	11 U	11 U
18 3,3'-Dichlorobenzidine	UG/L	10 U	11 U	10 U	11 U	11 U
19 3-Nitroaniline	UG/L	25 U	27 U	25 U	26 U	27 U
20 4,6-Dinitro-2-methylphenol	UG/L	25 U	27 U	25 U	26 U	27 U
21 4-Bromophenyl-phenylether	UG/L	10 U	11 U	10 U	11 U	11 U
22 4-Chloro-3-methylphenol	UG/L	10 U	11 U	49	45	11 U
23 4-Chloroaniline	UG/L	10 U	11 U	10 U	11 U	11 U
24 4-Chlorophenyl-phenylether	UG/L	10 U	11 U	10 U	11 U	11 U
25 4-Methylphenol	UG/L	10 U	11 U	10 U	11 U	11 U
26 4-Nitroaniline	UG/L	25 U	27 U	25 U	26 U	27 U
27 4-Nitrophenol	UG/L	25 U	27 U	70	80	27 U
28 Acenaphthene	UG/L	4 J	11 U	26	23	11 U
29 Acenaphthylene	UG/L	10 U	11 U	10 U	11 U	11 U
30 Anthracene	UG/L	10 U	11 U	10 U	11 U	11 U
31 Benzo(a)anthracene	UG/L	10 U	11 U	10 U	11 U	11 U
32 Benzo(a)pyrene	UG/L	10 U	11 U	10 U	11 U	11 U
33 Benzo(b)fluoranthene	UG/L	10 U	11 U	10 U	11 U	11 U
34 Benzo(g,h,i)perylene	UG/L	10 U	11 U	10 U	11 U	11 U

SVOCs

SDG:	54890	54890	54890	54890	54890
STUDY ID:	PHASE 1	PHASE 1	PHASE 1	PHASE 1	PHASE 1
MATRIX:	WATER	WATER	WATER	WATER	WATER
LAB SAMP. ID:	278202	278201	278200	278200	278187
EPA SAMP. ID:	MW26-70	MW26-7R	MW26-7MS	MW26-7MSD	MW26-1
QC CODE:	DU	FB	MS	MSD	SA
% MOISTURE:					
% SOLIDS:					

	PARAMETER	UNIT	VALUE Q	VALUE Q	VALUE Q	VALUE Q	VALUE Q
1	1,2,4-Trichlorobenzene	UG/L	10 U	11 U	17	23	11 U
35	Butylbenzylphthalate	UG/L	10 U	11 U	10 U	11 U	11 U
36	Carbazole	UG/L	10 U	11 U	10 U	11 U	11 U
37	Chrysene	UG/L	10 U	11 U	10 U	11 U	11 U
38	Di-n-butylphthalate	UG/L	10 U	11 U	10 U	11 U	11 U
39	Di-n-oprylphthalate	UG/L	10 U	11 U	10 U	11 U	11 U
40	Dibenz(a,h)anthracene	UG/L	10 U	11 U	10 U	11 U	11 U
41	Dibenzofuran	UG/L	3 J	11 U	2 J	2 J	11 U
42	Diethylphthalate	UG/L	10 U	11 U	10 U	11 U	11 U
43	Dimethylphthalate	UG/L	10 U	11 U	10 U	11 U	11 U
44	Fluoranthene	UG/L	10 U	11 U	10 U	11 U	11 U
45	Fluorene	UG/L	5 J	11 U	3 J	3 J	11 U
46	Hexachlorobenzene	UG/L	10 U	11 U	10 U	11 U	11 U
47	Hexachlorobutadiene	UG/L	10 U	11 U	10 U	11 U	11 U
48	Hexachlorocyclopentadiene	UG/L	10 U	11 U	10 U	11 U	11 U
49	Hexachloroethane	UG/L	10 U	11 U	10 U	11 U	11 U
50	Indeno(1,2,3-cd)pyrene	UG/L	10 U	11 U	10 U	11 U	11 U
51	Isophorone	UG/L	10 U	11 U	10 U	11 U	11 U
52	N-Nitroso-di-n-ctopylamine	UG/L	10 U	11 U	25	28	11 U
53	N-Nitrosodiphenylamine (1)	UG/L	10 U	11 U	10 U	11 U	11 U
54	Naphthalene	UG/L	14	11 U	6 J	5 J	11 U
55	Nitrobenzene	UG/L	10 U	11 U	10 U	11 U	11 U
56	Pentachlorophenol	UG/L	25 U	27 U	56	66	27 U
57	Phenanthrene	UG/L	2 J	11 U	1 J	2 J	11 U
58	Phenol	UG/L	10 U	11 U	37	40	11 U
59	Pyrene	UG/L	10 U	11 U	31	28	11 U
60	benzo(k)fluoranthene	UG/L	10 U	11 U	10 U	11 U	11 U
61	bis(2-Chloroethoxy) methane	UG/L	10 U	11 U	10 U	11 U	11 U
62	bis(2-Chloroethyl) ether	UG/L	10 U	11 U	10 U	11 U	11 U
63	bis(2-Chloroisooctopyl) ether	UG/L	10 U	11 U	10 U	11 U	11 U
64	bis(2-Ethylhexyl)phthalate	UG/L	12 B	5 BJ	10 U	11 U	2 BJ

SVOCs

SDG:	54890	54890	54890	54890	54890
STUDY ID:	PHASE 1	PHASE 1	PHASE 1	PHASE 1	PHASE 1
MATRIX:	WATER	WATER	WATER	WATER	WATER
LAB SAMP. ID:	278795	278796	277052	277497	277053
EPA SAMP. ID:	MW26-10	MW26-11	MW26-3	MW26-4	MW26-5
QC CODE:	SA	SA	SA	SA	SA
% MOISTURE:			0		0
% SOLIDS:					

PARAMETER	UNIT	VALUE Q	VALUE Q	VALUE Q	VALUE Q	VALUE Q
1 1,2,4-Trichlorobenzene	UG/L	11 U	11 U	10 U	11 U	10 U
1 1,2,4-Trichlorobenzene	UG/L	11 U	11 U	10 U	11 U	10 U
2 1,2-Dichlorobenzene	UG/L	11 U	11 U	10 U	11 U	10 U
3 1,3-Dichlorobenzene	UG/L	11 U	11 U	10 U	11 U	10 U
4 1,4-Dichlorobenzene	UG/L	11 U	11 U	10 U	11 U	10 U
5 2,4,5-Trichlorophenol	UG/L	27 U	27 U	25 U	27 U	25 U
6 2,4,6-Trichlorophenol	UG/L	11 U	11 U	10 U	11 U	10 U
7 2,4-Dichlorophenol	UG/L	11 U	11 U	10 U	11 U	10 U
8 2,4-Dimethylphenol	UG/L	11 U	11 U	10 U	11 U	10 U
9 2,4-Dinitrophenol	UG/L	27 U	27 U	25 U	27 U	25 U
10 2,4-Dinitrotoluene	UG/L	11 U	11 U	10 U	11 U	10 U
11 2,6-Dinitrotoluene	UG/L	11 U	11 U	10 U	11 U	10 U
12 2-Chloronaphthalene	UG/L	11 U	11 U	10 U	11 U	10 U
13 2-Chlorophenol	UG/L	11 U	11 U	10 U	11 U	10 U
14 2-Methylnaphthalene	UG/L	11 U	11 U	10 U	11 U	10 U
15 2-Methylphenol	UG/L	11 U	11 U	10 U	11 U	10 U
16 2-Nitroaniline	UG/L	27 U	27 U	25 U	27 U	25 U
17 2-Nitrophenol	UG/L	11 U	11 U	10 U	11 U	10 U
18 3,3'-Dichlorobenzidine	UG/L	11 U	11 U	10 U	11 U	10 U
19 3-Nitroaniline	UG/L	27 U	27 U	25 U	27 U	25 U
20 4,6-Dinitro-2-methylphenol	UG/L	27 U	27 U	25 U	27 U	25 U
21 4-Bromophenyl-phenylether	UG/L	11 U	11 U	10 U	11 U	10 U
22 4-Chloro-3-methylphenol	UG/L	11 U	11 U	10 U	11 U	10 U
23 4-Chloroaniline	UG/L	11 U	11 U	10 U	11 U	10 U
24 4-Chlorophenyl-phenylether	UG/L	11 U	11 U	10 U	11 U	10 U
25 4-Methylphenol	UG/L	11 U	11 U	10 U	11 U	10 U
26 4-Nitroaniline	UG/L	27 U	27 U	25 U	27 U	25 U
27 4-Nitrophenol	UG/L	27 U	27 U	25 U	27 U	25 U
28 Acenaphthene	UG/L	11 U	11 U	10 U	11 U	10 U
29 Acenaphthylene	UG/L	11 U	11 U	10 U	11 U	10 U
30 Anthracene	UG/L	11 U	11 U	10 U	11 U	10 U
31 Benzo(a)anthracene	UG/L	11 U	11 U	10 U	11 U	10 U
32 Benzo(a)pyrene	UG/L	11 U	11 U	10 U	11 U	10 U
33 Benzo(b)fluoranthene	UG/L	11 U	11 U	10 U	11 U	10 U
34 Benzo(g,h,i)perylene	UG/L	11 U	11 U	10 U	11 U	10 U

SVOCs

SDG:	54890	54890	54890	54890	54890
STUDY ID:	PHASE 1	PHASE 1	PHASE 1	PHASE 1	PHASE 1
MATRIX:	WATER	WATER	WATER	WATER	WATER
LAB SAMP. ID:	278795	278796	277052	277497	277053
EPA SAMP. ID:	MW26-10	MW26-11	MW26-3	MW26-4	MW26-5
QC CODE:	SA	SA	SA	SA	SA
% MOISTURE:			0		0
% SOLIDS:					

PARAMETER	UNIT	VALUE Q	VALUE Q	VALUE Q	VALUE Q	VALUE Q
1 1,2,4-Trichlorobenzene	UG/L	11 U	11 U	10 U	11 U	10 U
35 Butylbenzylphthalate	UG/L	11 U	11 U	10 U	11 U	10 U
36 Carbazole	UG/L	11 U	11 U	10 U	11 U	10 U
37 Chrysene	UG/L	11 U	11 U	10 U	11 U	10 U
38 Di-n-butylphthalate	UG/L	11 U	11 U	10 U	11 U	10 U
39 Di-n-oprylphthalate	UG/L	11 U	11 U	10 U	11 U	10 U
40 Dibenz(a,h)anthracene	UG/L	11 U	11 U	10 U	11 U	10 U
41 Dibenzofuran	UG/L	11 U	11 U	10 U	11 U	10 U
42 Diethylphthalate	UG/L	11 U	11 U	10 U	11 U	10 U
43 Dimethylphthalate	UG/L	11 U	11 U	10 U	11 U	10 U
44 Fluoranthene	UG/L	11 U	11 U	10 U	11 U	10 U
45 Fluorene	UG/L	11 U	11 U	10 U	11 U	10 U
46 Hexachlorobenzene	UG/L	11 U	11 U	10 U	11 U	10 U
47 Hexachlorobutadiene	UG/L	11 U	11 U	10 U	11 U	10 U
48 Hexachlorocyclopentadiene	UG/L	11 U	11 U	10 U	11 U	10 U
49 Hexachloroethane	UG/L	11 U	11 U	10 U	11 U	10 U
50 Indeno(1,2,3-cd)pyrene	UG/L	11 U	11 U	10 U	11 U	10 U
51 Isophorone	UG/L	11 U	11 U	10 U	11 U	10 U
52 N-Nitroso-di-n-ctopylamine	UG/L	11 U	11 U	10 U	11 U	10 U
53 N-Nitrosodiphenylamine (1)	UG/L	11 U	11 U	10 U	11 U	10 U
54 Naphthalene	UG/L	11 U	11 U	10 U	11 U	10 U
55 Nitrobenzene	UG/L	11 U	11 U	10 U	11 U	10 U
56 Pentachlorophenol	UG/L	27 U	27 U	25 U	27 U	25 U
57 Phenanthrene	UG/L	11 U	11 U	10 U	11 U	10 U
58 Phenol	UG/L	11 U	11 U	10 U	11 U	10 U
59 Pyrene	UG/L	11 U	11 U	10 U	11 U	10 U
60 benzo(k)fluoranthene	UG/L	11 U	11 U	10 U	11 U	10 U
61 bis(2-Chloroethoxy) methane	UG/L	11 U	11 U	10 U	11 U	10 U
62 bis(2-Chloroethyl) ether	UG/L	11 U	11 U	10 U	11 U	10 U
63 bis(2-Chloroisooctopyl) ether	UG/L	11 U	11 U	10 U	11 U	10 U
64 bis(2-Ethylhexyl)phthalate	UG/L	2 BJ	1 BJ	3 JB	18 B	2 JB

SVOCs

SDG:	54890	54890	54890	54890
STUDY ID:	PHASE 1	PHASE 1	PHASE 1	PHASE 1
MATRIX:	WATER	WATER	WATER	WATER
LAB SAMP. ID:	277054	278200	277300	278188
EPA SAMP. ID:	MW26-6	MW26-7	MW26-8	MW26-9
QC CODE:	SA	SA	SA	SA
% MOISTURE:	0		0	
% SOLIDS:				

PARAMETER	UNIT	VALUE Q	VALUE Q	VALUE Q	VALUE Q
1 1,2,4-Trichlorobenzene	UG/L	11 U	10 U	10 U	11 U
1 1,2,4-Trichlorobenzene	UG/L	11 U	10 U	10 U	11 U
2 1,2-Dichlorobenzene	UG/L	11 U	10 U	10 U	11 U
3 1,3-Dichlorobenzene	UG/L	11 U	10 U	10 U	11 U
4 1,4-Dichlorobenzene	UG/L	11 U	10 U	10 U	11 U
5 2,4,5-Trichlorophenol	UG/L	27 U	25 U	25 U	28 U
6 2,4,6-Trichlorophenol	UG/L	11 U	10 U	10 U	11 U
7 2,4-Dichlorophenol	UG/L	11 U	10 U	10 U	11 U
8 2,4-Dimethylphenol	UG/L	11 U	10 U	10 U	11 U
9 2,4-Dinitrophenol	UG/L	27 U	25 U	25 U	28 U
10 2,4-Dinitrotoluene	UG/L	11 U	10 U	10 U	11 U
11 2,6-Dinitrotoluene	UG/L	11 U	10 U	10 U	11 U
12 2-Chloronaphthalene	UG/L	11 U	10 U	10 U	11 U
13 2-Chlorophenol	UG/L	11 U	10 U	10 U	11 U
14 2-Methylnaphthalene	UG/L	11 U	7 J	10 U	11 U
15 2-Methylphenol	UG/L	11 U	10 U	10 U	11 U
16 2-Nitroaniline	UG/L	27 U	25 U	25 U	28 U
17 2-Nitrophenol	UG/L	11 U	10 U	10 U	11 U
18 3,3'-Dichlorobenzidine	UG/L	11 U	10 U	10 U	11 U
19 3-Nitroaniline	UG/L	27 U	25 U	25 U	28 U
20 4,6-Dinitro-2-methylphenol	UG/L	27 U	25 U	25 U	28 U
21 4-Bromophenyl-phenylether	UG/L	11 U	10 U	10 U	11 U
22 4-Chloro-3-methylphenol	UG/L	11 U	10 U	10 U	11 U
23 4-Chloroaniline	UG/L	11 U	10 U	10 U	11 U
24 4-Chlorophenyl-phenylether	UG/L	11 U	10 U	10 U	11 U
25 4-Methylphenol	UG/L	11 U	10 U	10 U	11 U
26 4-Nitroaniline	UG/L	27 U	25 U	25 U	28 U
27 4-Nitrophenol	UG/L	27 U	25 U	25 U	28 U
28 Acenaphthene	UG/L	11 U	3 J	10 U	11 U
29 Acenaphthylene	UG/L	11 U	10 U	10 U	11 U
30 Anthracene	UG/L	11 U	10 U	10 U	11 U
31 Benzo(a)anthracene	UG/L	11 U	10 U	10 U	11 U
32 Benzo(a)pyrene	UG/L	11 U	10 U	10 U	11 U
33 Benzo(b)fluoranthene	UG/L	11 U	10 U	10 U	11 U
34 Benzo(g,h,i)perylene	UG/L	11 U	10 U	10 U	11 U

SVOCs

SDG:	54890	54890	54890	54890
STUDY ID:	PHASE 1	PHASE 1	PHASE 1	PHASE 1
MATRIX:	WATER	WATER	WATER	WATER
LAB SAMP. ID:	277054	278200	277300	278188
EPA SAMP. ID:	MW26-6	MW26-7	MW26-8	MW26-9
QC CODE:	SA	SA	SA	SA
% MOISTURE:	0		0	
% SOLIDS:				

PARAMETER	UNIT	VALUE Q	VALUE Q	VALUE Q	VALUE Q
1 1,2,4-Trichlorobenzene	UG/L	11 U	10 U	10 U	11 U
35 Butylbenzylphthalate	UG/L	11 U	10 U	10 U	11 U
36 Carbazole	UG/L	11 U	10 U	10 U	11 U
37 Chrysene	UG/L	11 U	10 U	10 U	11 U
38 Di-n-butylphthalate	UG/L	11 U	10 U	10 U	11 U
39 Di-n-oprylphthalate	UG/L	11 U	10 U	10 U	11 U
40 Dibenz(a,h)anthracene	UG/L	11 U	10 U	10 U	11 U
41 Dibenzofuran	UG/L	11 U	3 J	10 U	11 U
42 Diethylphthalate	UG/L	11 U	10 U	10 U	11 U
43 Dimethylphthalate	UG/L	11 U	10 U	10 U	11 U
44 Fluoranthene	UG/L	11 U	10 U	10 U	11 U
45 Fluorene	UG/L	11 U	5 J	10 U	11 U
46 Hexachlorobenzene	UG/L	11 U	10 U	10 U	11 U
47 Hexachlorobutadiene	UG/L	11 U	10 U	10 U	11 U
48 Hexachlorocyclopentadiene	UG/L	11 U	10 U	10 U	11 U
49 Hexachloroethane	UG/L	11 U	10 U	10 U	11 U
50 Indeno(1,2,3-cd)pyrene	UG/L	11 U	10 U	10 U	11 U
51 Isophorone	UG/L	11 U	10 U	10 U	11 U
52 N-Nitroso-di-n-cotopylamine	UG/L	11 U	10 U	10 U	11 U
53 N-Nitrosodiphenylamine (1)	UG/L	11 U	10 U	10 U	11 U
54 Naphthalene	UG/L	11 U	11	10 U	11 U
55 Nitrobenzene	UG/L	11 U	10 U	10 U	11 U
56 Pentachlorophenol	UG/L	27 U	25 U	25 U	28 U
57 Phenanthrene	UG/L	11 U	4 J	10 U	11 U
58 Phenol	UG/L	11 U	10 U	10 U	11 U
59 Pyrene	UG/L	11 U	10 U	10 U	11 U
60 benzo(k)fluoranthene	UG/L	11 U	10 U	10 U	11 U
61 bis(2-Chloroethoxy) methane	UG/L	11 U	10 U	10 U	11 U
62 bis(2-Chloroethyl) ether	UG/L	11 U	10 U	10 U	11 U
63 bis(2-Chloroisooctopyl) ether	UG/L	11 U	10 U	10 U	11 U
64 bis(2-Ethylhexyl)phthalate	UG/L	3 JB	10 U	4 JB	3 JB

PESTICIDES

SDG:	54890	54890	54890	54890
STUDY ID:	PHASE 1	PHASE 1	PHASE 1	PHASE 1
MATRIX:	WATER	WATER	WATER	WATER
LAB SAMP. ID:	278202	278201	278200	278200
EPA SAMP. ID:	MW26-70	MW26-7R	MW26-7MS	MW26-7MSD
QC CODE:	DU	FB	MS	MSD
% MOISTURE:				
% SOLIDS:				

PARAMETER	UNIT	VALUE Q	VALUE Q	VALUE Q	VALUE Q
1 4,4'-DDD	UG/L	0.055 JP	0.1 U	0.054 J	0.072 JP
2 4,4'-DDE	UG/L	0.1 U	0.1 U	0.1 U	0.048 J
3 4,4'-DDT	UG/L	0.1 U	0.1 U	0.61	0.65
4 Aldrin	UG/L	0.052 U	0.05 U	0.28	0.32
5 Aroclor-1016	UG/L	1 U	1 U	1 U	1 U
6 Aroclor-1221	UG/L	2.1 U	2 U	2 U	2.1 U
7 Aroclor-1232	UG/L	1 U	1 U	1 U	1 U
8 Aroclor-1242	UG/L	1 U	1 U	1 U	1 U
9 Aroclor-1248	UG/L	1 U	1 U	1 U	1 U
10 Aroclor-1254	UG/L	1 U	1 U	1 U	1 U
11 Aroclor-1260	UG/L	1 U	1 U	1 U	1 U
12 Dieldrin	UG/L	0.1 U	0.1 U	0.63	0.72
13 Endosulfan I	UG/L	0.052 U	0.05 U	0.05 U	0.052 U
14 Endosulfan II	UG/L	0.1 U	0.44	0.084 JP	0.1 U
15 Endosulfan sulfate	UG/L	0.1 U	0.1 U	0.1 U	0.1 U
16 Endrin	UG/L	0.1 U	0.1 U	0.63	0.73
17 Endrin aldehyde	UG/L	0.1 U	0.1 U	0.1 U	0.1 U
18 Endrin ketone	UG/L	0.1 U	0.1 U	0.1 U	0.1 U
19 Heptachlor	UG/L	0.052 U	0.11	0.32	0.34
20 Heptachlor epoxide	UG/L	0.052 U	0.05 U	0.05 U	0.052 U
21 Methoxychlor	UG/L	0.52 U	0.5 U	0.5 U	0.52 U
22 Toxaphene	UG/L	5.2 U	5 U	5 U	5.2 U
23 alpha-BHC	UG/L	0.052 U	0.05 U	0.05 U	0.052 U
24 alpha-Chlordane	UG/L	0.052 U	0.05 U	0.05 U	0.052 U
25 beta-BHC	UG/L	0.052 U	0.05 U	0.05 U	0.052 U
26 delta-BHC	UG/L	0.052 U	0.05 U	0.05 U	0.052 U
27 gamma-BHC (Lindane)	UG/L	0.052 U	0.05 U	0.3	0.34
28 gamma-Chlordane	UG/L	0.052 U	0.05 U	0.05 U	0.052 U

PESTICIDES

SDG:	54890	54890	54890	54890	54890
STUDY ID:	PHASE 1	PHASE 1	PHASE 1	PHASE 1	PHASE 1
MATRIX:	WATER	WATER	WATER	WATER	WATER
LAB SAMP. ID:	278192	278795	278796	277052	277497
EPA SAMP. ID:	MW26-1	MW26-10	MW26-11	MW26-3	MW26-4
QC CODE:	SA	SA	SA	SA	SA
% MOISTURE:					
% SOLIDS:					

PARAMETER	UNIT	VALUE Q	VALUE Q	VALUE Q	VALUE Q	VALUE Q
1 4,4'-DDD	UG/L	0.11 U	0.11 U	0.1 U	0.1 U	0.11 U
2 4,4'-DDE	UG/L	0.11 U	0.11 U	0.1 U	0.1 U	0.11 U
3 4,4'-DDT	UG/L	0.11 U	0.11 U	0.1 U	0.1 U	0.11 U
4 Aldrin	UG/L	0.054 U	0.054 U	0.052 U	0.051 U	0.053 U
5 Aroclor-1016	UG/L	1.1 U	1.1 U	1 U	1 U	1.1 U
6 Aroclor-1221	UG/L	2.2 U	2.2 U	2.1 U	2 U	2.1 U
7 Aroclor-1232	UG/L	1.1 U	1.1 U	1 U	1 U	1.1 U
8 Aroclor-1242	UG/L	1.1 U	1.1 U	1 U	1 U	1.1 U
9 Aroclor-1248	UG/L	1.1 U	1.1 U	1 U	1 U	1.1 U
10 Aroclor-1254	UG/L	1.1 U	1.1 U	1 U	1 U	1.1 U
11 Aroclor-1260	UG/L	1.1 U	1.1 U	1 U	1 U	1.1 U
12 Dieldrin	UG/L	0.11 U	0.11 U	0.1 U	0.1 U	0.11 U
13 Endosulfan I	UG/L	0.054 U	0.054 U	0.052 U	0.051 U	0.053 U
14 Endosulfan II	UG/L	0.11 U	0.11 U	0.1 U	0.1 U	0.11 U
15 Endosulfan sulfate	UG/L	0.11 U	0.11 U	0.1 U	0.1 U	0.11 U
16 Endrin	UG/L	0.11 U	0.11 U	0.1 U	0.1 U	0.11 U
17 Endrin aldehyde	UG/L	0.11 U	0.11 U	0.1 U	0.1 U	0.11 U
18 Endrin ketone	UG/L	0.11 U	0.11 U	0.1 U	0.1 U	0.11 U
19 Heptachlor	UG/L	0.054 U	0.054 U	0.052 U	0.051 U	0.053 U
20 Heptachlor epoxide	UG/L	0.054 U	0.054 U	0.052 U	0.051 U	0.053 U
21 Methoxychlor	UG/L	0.54 U	0.54 U	0.52 U	0.51 U	0.53 U
22 Toxaphene	UG/L	5.4 U	5.4 U	5.2 U	5.1 U	5.3 U
23 alpha-BHC	UG/L	0.054 U	0.054 U	0.052 U	0.051 U	0.053 U
24 alpha-Chlordane	UG/L	0.054 U	0.054 U	0.052 U	0.051 U	0.053 U
25 beta-BHC	UG/L	0.054 U	0.054 U	0.052 U	0.051 U	0.053 U
26 delta-BHC	UG/L	0.054 U	0.054 U	0.052 U	0.051 U	0.053 U
27 gamma-BHC (Lindane)	UG/L	0.054 U	0.054 U	0.052 U	0.051 U	0.053 U
28 gamma-Chlordane	UG/L	0.054 U	0.054 U	0.052 U	0.051 U	0.053 U

PESTICIDES

SDG:	54890	54890	54890	54890	54890
STUDY ID:	PHASE 1	PHASE 1	PHASE 1	PHASE 1	PHASE 1
MATRIX:	WATER	WATER	WATER	WATER	WATER
LAB SAMP. ID:	277053	277054	278200	277300	278188
EPA SAMP. ID:	MW26-5	MW26-6	MW26-7	MW26-8	MW26-9
QC CODE:	SA	SA	SA	SA	SA
% MOISTURE:					
% SOLIDS:					

PARAMETER	UNIT	VALUE Q	VALUE Q	VALUE Q	VALUE Q	VALUE Q
1 4,4'-DDD	UG/L	0.1 U	0.1 U	0.1 U	0.11 U	0.1 U
2 4,4'-DDE	UG/L	0.1 U	0.1 U	0.1 U	0.11 U	0.1 U
3 4,4'-DDT	UG/L	0.1 U	0.1 U	0.1 U	0.11 U	0.1 U
4 Aldrin	UG/L	0.052 U	0.052 U	0.052 U	0.055 U	0.05 U
5 Aroclor-1016	UG/L	1 U	1 U	1 U	1.1 U	1 U
6 Aroclor-1221	UG/L	2.1 U	2.1 U	2.1 U	2.2 U	2 U
7 Aroclor-1232	UG/L	1 U	1 U	1 U	1.1 U	1 U
8 Aroclor-1242	UG/L	1 U	1 U	1 U	1.1 U	1 U
9 Aroclor-1248	UG/L	1 U	1 U	1 U	1.1 U	1 U
10 Aroclor-1254	UG/L	1 U	1 U	1 U	1.1 U	1 U
11 Aroclor-1260	UG/L	1 U	1 U	1 U	1.1 U	1 U
12 Dieldrin	UG/L	0.1 U	0.1 U	0.1 U	0.11 U	0.1 U
13 Endosulfan I	UG/L	0.052 U	0.052 U	0.052 U	0.055 U	0.05 U
14 Endosulfan II	UG/L	0.1 U	0.1 U	0.059 JP	0.11 U	0.1 U
15 Endosulfan sulfate	UG/L	0.1 U	0.1 U	0.1 U	0.11 U	0.1 U
16 Endrin	UG/L	0.1 U	0.1 U	0.1 U	0.11 U	0.1 U
17 Endrin aldehyde	UG/L	0.1 U	0.1 U	0.1 U	0.11 U	0.1 U
18 Endrin ketone	UG/L	0.1 U	0.1 U	0.1 U	0.11 U	0.1 U
19 Heptachlor	UG/L	0.052 U	0.052 U	0.032 JP	0.055 U	0.05 U
20 Heptachlor epoxide	UG/L	0.052 U	0.052 U	0.052 U	0.055 U	0.05 U
21 Methoxychlor	UG/L	0.52 U	0.52 U	0.52 U	0.55 U	0.5 U
22 Toxaphene	UG/L	5.2 U	5.2 U	5.2 U	5.5 U	5 U
23 alpha-BHC	UG/L	0.052 U	0.052 U	0.052 U	0.055 U	0.05 U
24 alpha-Chlordane	UG/L	0.052 U	0.052 U	0.052 U	0.055 U	0.05 U
25 beta-BHC	UG/L	0.052 U	0.052 U	0.052 U	0.055 U	0.05 U
26 delta-BHC	UG/L	0.052 U	0.052 U	0.052 U	0.055 U	0.05 U
27 gamma-BHC (Lindane)	UG/L	0.052 U	0.052 U	0.052 U	0.055 U	0.05 U
28 gamma-Chlordane	UG/L	0.052 U	0.052 U	0.052 U	0.055 U	0.05 U

METALS

	SDG:	54890	54890	54890	54890	54890
	STUDY ID:	PHASE 1	PHASE 1	PHASE 1	PHASE 1	PHASE 1
	MATRIX:	WATER	WATER	WATER	WATER	WATER
	LAB SAMP. ID:	278202	278201	278192	278795	278796
	EPA SAMP. ID:	MW26-70	MW26-7R	MW26-1	MW26-10	MW26-11
	QC CODE:	DU	FB	SA	SA	SA
	% MOISTURE:	0	0	0	0	0
	% SOLIDS:	0	0	0	0	0
PARAMETER	UNIT	VALUE Q	VALUE Q	VALUE Q	VALUE Q	VALUE Q
1 Aluminium	UG/L	429	10.9 B	457	125 B	144 B
2 Antimony	UG/L	2.2 U	2.2 U	2.2 U	2.2 U	2.2 U
3 Arsenic	UG/L	19.5	2.1 U	2.1 U	2.1 U	2.1 U
4 Barium	UG/L	122 B	3.4 U	33.2 B	103 B	86.5 B
5 Beryllium	UG/L	0.27 U	0.27 U	0.27 U	0.27 U	0.27 U
6 Cadmium	UG/L	0.3 U	0.3 U	0.3 U	0.3 U	0.3 U
7 Calcium	UG/L	141000	86.6 U	121000	299000	116000
8 Chromium	UG/L	5.9 B	0.51 B	4.7 B	0.5 U	0.82 B
9 Cobalt	UG/L	1.5 B	1 U	1.1 B	1.4 B	4
10 Copper	UG/L	0.98 B	2.7 B	5.7 B	1.2 B	1.3 B
11 Cyanide	UG/L	5 U	5 U	5 U	5 U	5 U
12 Iron	UG/L	7180	18.4 U	867	202	1580
13 Lead	UG/L	1.8 B	1.5 U	7.8	1.5 U	1.5 U
14 Magnesium	UG/L	18200	92.1 U	16600	39000	28700
15 Manganese	UG/L	4130	0.42 B	27.5	947	5780
16 Mercury	UG/L	0.02 U	0.02 U	0.02 U	0.02 U	0.02 U
17 Nickel	UG/L	15.5 B	1 U	6.2 B	3.6 B	7.1 B
18 Potassium	UG/L	4230 B	105 U	3620 B	33600	82000
19 Selenium	UG/L	3.7 U	3.7 U	3.7 U	3.7 U	3.7 U
20 Silver	UG/L	0.79 U	0.8 U	0.8 U	0.8 U	0.79 U
21 Sodium	UG/L	12400 E	203 BE	24600 E	30300 E	3680 BE
22 Thallium	UG/L	4.8 B	3.3 B	4.3 B	4 B	3 U
23 Vanadium	UG/L	1.2 B	1.1 U	1.3 B	1.1 U	1.1 U
24 Zinc	UG/L	6.8 B	9.1 B	20.5	3.7 B	5.1 B

METALS

	SDG:	54890	54890	54890	54890	54890
	STUDY ID:	PHASE 1	PHASE 1	PHASE 1	PHASE 1	PHASE 1
	MATRIX:	WATER	WATER	WATER	WATER	WATER
	LAB SAMP. ID:	277052	277497	277053	277054	278200
	EPA SAMP. ID:	MW26-3	MW26-4	MW26-5	MW26-6	MW26-7
	QC CODE:	SA	SA	SA	SA	SA
	% MOISTURE:					
	% SOLIDS:	0	0	0	0	0
PARAMETER	UNIT	VALUE Q	VALUE Q	VALUE Q	VALUE Q	VALUE Q
1 Aluminium	UG/L	342	22 B	26.7 B	26.3 B	286
2 Antimony	UG/L	2.2 U	2.2 U	2.2 U	2.2 U	2.2 U
3 Arsenic	UG/L	2.1 U	2.1 U	2.1 U	2.1 U	18
4 Barium	UG/L	76.3 B	83 B	90.6 B	68.3 B	124 B
5 Beryllium	UG/L	0.27 U	0.27 U	0.27 U	0.27 U	0.27 U
6 Cadmium	UG/L	0.3 U	0.3 U	0.3 U	0.3 U	0.3 U
7 Calcium	UG/L	184000	180000	226000	100000	141000
8 Chromium	UG/L	4 B	0.5 U	0.5 U	0.5 U	5.5 B
9 Cobalt	UG/L	1 U	1 U	1.5 B	0.99 U	1.5 B
10 Copper	UG/L	2.3 B	2.3 B	0.7 U	0.69 U	0.85 B
11 Cyanide	UG/L	5 U	5 U	5 U	5 U	5 U
12 Iron	UG/L	554	20 B	28.8 B	44.8 B	7250
13 Lead	UG/L	2.3 B	1.5 U	1.5 U	1.5 U	1.5 U
14 Magnesium	UG/L	33600	30600	39400	22000	18100
15 Manganese	UG/L	3540	1.1 B	947	908	4190
16 Mercury	UG/L	0.02 U	0.02 U	0.02 U	0.02 U	0.02 U
17 Nickel	UG/L	21.8 B	1.3 B	2.8 B	2.2 B	7.5 B
18 Potassium	UG/L	3370 B	96200	9060	6930	4210 B
19 Selenium	UG/L	3.7 U	3.7 U	3.7 U	3.7 U	3.7 U
20 Silver	UG/L	0.8 U	0.8 U	0.79 U	0.79 U	0.8 U
21 Sodium	UG/L	9960 E	14200 E	16600 E	5370 E	12400 E
22 Thallium	UG/L	3.3 B	4.3 B	7.6 B	5.4 B	3.1 B
23 Vanadium	UG/L	1.1 U	1.1 U	1.1 B	1.1 U	1.1 U
24 Zinc	UG/L	7.3 B	1.6 B	2.2 B	2.2 B	8.8 B

METALS

SDG:	54890	54890
STUDY ID:	PHASE 1	PHASE 1
MATRIX:	WATER	WATER
LAB SAMP. ID:	277300	278188
EPA SAMP. ID:	MW26-8	MW26-9
QC CODE:	SA	SA
% MOISTURE:		
% SOLIDS:	0	0

PARAMETER	UNIT	VALUE Q	VALUE Q
1 Aluminium	UG/L	35.9 B	371
2 Antimony	UG/L	2.2 U	2.2 U
3 Arsenic	UG/L	2.1 U	2.1 U
4 Barium	UG/L	74.8 B	79.6 B
5 Beryllium	UG/L	0.27 U	0.27 U
6 Cadmium	UG/L	0.3 U	0.3 U
7 Calcium	UG/L	170000	146000
8 Chromium	UG/L	0.51 B	18.9
9 Cobalt	UG/L	1.4 B	1.5 B
10 Copper	UG/L	1.1 B	5.6 B
11 Cyanide	UG/L	5 U	5 U
12 Iron	UG/L	41.8 B	664
13 Lead	UG/L	1.5 U	12.8
14 Magnesium	UG/L	22300	18900
15 Manganese	UG/L	646	375
16 Mercury	UG/L	0.02 U	0.02 U
17 Nickel	UG/L	2.6 B	14.5 B
18 Potassium	UG/L	6170	8690
19 Selenium	UG/L	3.7 U	3.7 U
20 Silver	UG/L	0.8 U	0.8 U
21 Sodium	UG/L	8780 E	16100 E
22 Thallium	UG/L	3.2 B	3 U
23 Vanadium	UG/L	1.2 B	1.1 U
24 Zinc	UG/L	2.2 B	18.7 B

VOCs

SDG:	55106	55106
STUDY ID:	PHASE 1	PHASE 1
MATRIX:	WATER	WATER
LAB SAMP. ID:	278847	278846
EPA SAMP. ID:	MW25-50	MW25-5DR
QC CODE:	DU	FB
% MOISTURE:		
% SOLIDS:		

PARAMETER	UNIT	VALUE Q	VALUE Q
1 1,1,1-Trichloroethane	ug/L	10 U	10 U
2 1,1,2,2-Tetrachloroethane	ug/L	10 U	10 U
3 1,1,2-Trichloroethene	ug/L	10 U	10 U
4 1,1-Dichloroethane	ug/L	10 U	10 U
5 1,1-Dichloroethene	ug/L	10 U	10 U
6 1,2-Dichloroethane	ug/L	10 U	10 U
7 1,2-Dichloroethene	ug/L	10 U	10 U
8 1,2-Dichloroethene (total)	ug/L	10 U	10 U
9 2-Butanone	ug/L	10 U	10 U
10 2-Hexanone	ug/L	10 U	10 U
11 4-Methyl-2-Pentanone	ug/L	10 U	10 U
12 Acetone	ug/L	14 B	10 B
13 Benzene	ug/L	10 U	10 U
14 Bromodichloromethane	ug/L	10 U	10 U
15 Bromoform	ug/L	10 U	10 U
16 Bromomethane	ug/L	10 U	10 U
17 Carbon Disulfide	ug/L	10 U	10 U
18 Carbon Tetrachloride	ug/L	10 U	10 U
19 Chlorobenzene	ug/L	10 U	10 U
20 Chloroethane	ug/L	10 U	10 U
21 Chloroform	ug/L	10 U	3 J
22 Chloromethane	ug/L	10 U	10 U
23 Dibromochloromethane	ug/L	10 U	10 U
24 Ethylbenzene	ug/L	10 U	10 U
25 Methylene Chloride	ug/L	10 U	10 U
26 Styrene	ug/L	10 U	10 U
27 Tetrachloroethene	ug/L	10 U	10 U
28 Toluene	ug/L	10 U	10 U
29 Trichloroethene	ug/L	10 U	10 U
30 Vinyl Chloride	ug/L	10 U	10 U
31 Xylene (total)	ug/L	10 U	10 U
32 cis-1,3-Dichloroethene	ug/L	10 U	10 U
33 trans-1,3-Dichloroethene	ug/L	10 U	10 U

VOCs

SDG:	55106	55106	55106	55106
STUDY ID:	PHASE 1	PHASE 1	PHASE 1	PHASE 1
MATRIX:	WATER	WATER	WATER	WATER
LAB SAMP. ID:	278791	278791	279132	279135
EPA SAMP. ID:	MW25-12DMS	MW25-12DMSD	MW25-1	MW25-10
QC CODE:	MS	MSD	SA	SA
% MOISTURE:				
% SOLIDS:				

PARAMETER	UNIT	VALUE Q	VALUE Q	VALUE Q	VALUE Q
1 1,1,1-Trichloroethane	ug/L	10 U	10 U	10 U	10 U
2 1,1,2,2-Tetrachloroethane	ug/L	10 U	10 U	10 U	10 U
3 1,1,2-Trichloroethene	ug/L	10 U	10 U	10 U	10 U
4 1,1-Dichloroethane	ug/L	10 U	10 U	10 U	10 U
5 1,1-Dichloroethene	ug/L	39	39	10 U	10 U
6 1,2-Dichloroethane	ug/L	10 U	10 U	10 U	10 U
7 1,2-Dichloroethene	ug/L	10 U	10 U	10 U	10 U
8 1,2-Dichloroethene (total)	ug/L	10 U	10 U	10 U	10 U
9 2-Butanone	ug/L	10 U	10 U	10 U	10 U
10 2-Hexanone	ug/L	10 U	10 U	10 U	10 U
11 4-Methyl-2-Pentanone	ug/L	10 U	10 U	10 U	10 U
12 Acetone	ug/L	10 U	10 U	8 JB	8 JB
13 Benzene	ug/L	50	50	10 U	10 U
14 Bromodichloromethane	ug/L	10 U	10 U	10 U	10 U
15 Bromoform	ug/L	10 U	10 U	10 U	10 U
16 Bromomethane	ug/L	10 U	10 U	10 U	10 U
17 Carbon Disulfide	ug/L	10 U	10 U	10 U	10 U
18 Carbon Tetrachloride	ug/L	10 U	10 U	10 U	10 U
19 Chlorobenzene	ug/L	47	48	10 U	10 U
20 Chloroethane	ug/L	10 U	10 U	10 U	10 U
21 Chloroform	ug/L	10 U	10 U	10 U	10 U
22 Chloromethane	ug/L	10 U	10 U	10 U	10 U
23 Dibromochloromethane	ug/L	10 U	10 U	10 U	10 U
24 Ethylbenzene	ug/L	10 U	10 U	10 U	10 U
25 Methylene Chloride	ug/L	10 U	10 U	10 U	10 U
26 Styrene	ug/L	10 U	10 U	10 U	10 U
27 Tetrachloroethene	ug/L	10 U	10 U	10 U	10 U
28 Toluene	ug/L	48	48	10 U	10 U
29 Trichloroethene	ug/L	46	47	10 U	10 U
30 Vinyl Chloride	ug/L	10 U	10 U	10 U	10 U
31 Xylene (total)	ug/L	10 U	10 U	10 U	10 U
32 cis-1,3-Dichloroethene	ug/L	10 U	10 U	10 U	10 U
33 trans-1,3-Dichloroethene	ug/L	10 U	10 U	10 U	10 U

VOCs

SDG:	55106	55106	55106	55106	55106
STUDY ID:	PHASE 1	PHASE 1	PHASE 1	PHASE 1	PHASE 1
MATRIX:	WATER	WATER	WATER	WATER	WATER
LAB SAMP. ID:	278790	278791	278792	278793	279033
EPA SAMP. ID:	MW25-11	MW25-12D	MW25-13	MW25-14D	MW25-15
QC CODE:	SA	SA	SA	SA	SA
% MOISTURE:					
% SOLIDS:					

PARAMETER	UNIT	VALUE Q	VALUE Q	VALUE Q	VALUE Q	VALUE Q
1 1,1,1-Trichloroethane	ug/L	10 U	10 U	10 U	10 U	10 U
2 1,1,2,2-Tetrachloroethane	ug/L	10 U	10 U	10 U	10 U	10 U
3 1,1,2-Trichloroethene	ug/L	10 U	10 U	10 U	10 U	10 U
4 1,1-Dichloroethane	ug/L	10 U	10 U	10 U	10 U	10 U
5 1,1-Dichloroethene	ug/L	10 U	10 U	10 U	10 U	10 U
6 1,2-Dichloroethane	ug/L	10 U	10 U	10 U	10 U	10 U
7 1,2-Dichloroethene	ug/L	10 U	10 U	10 U	10 U	10 U
8 1,2-Dichloroethene (total)	ug/L	10 U	10 U	10 U	10 U	10 U
9 2-Butanone	ug/L	10 U	10 U	10 U	10 U	10 U
10 2-Hexanone	ug/L	10 U	10 U	10 U	10 U	10 U
11 4-Methyl-2-Pentanone	ug/L	10 U	10 U	10 U	10 U	10 U
12 Acetone	ug/L	10 U	10 U	10 U	9 JB	21 B
13 Benzene	ug/L	10 U	10 U	10 U	10 U	10 U
14 Bromodichloromethane	ug/L	10 U	10 U	10 U	10 U	10 U
15 Bromoform	ug/L	10 U	10 U	10 U	10 U	10 U
16 Bromomethane	ug/L	10 U	10 U	10 U	10 U	10 U
17 Carbon Disulfide	ug/L	10 U	10 U	10 U	10 U	10 U
18 Carbon Tetrachloride	ug/L	10 U	10 U	10 U	10 U	10 U
19 Chlorobenzene	ug/L	10 U	10 U	10 U	10 U	10 U
20 Chloroethane	ug/L	10 U	10 U	10 U	10 U	10 U
21 Chloroform	ug/L	10 U	10 U	10 U	10 U	10 U
22 Chloromethane	ug/L	10 U	10 U	10 U	10 U	10 U
23 Dibromochloromethane	ug/L	10 U	10 U	10 U	10 U	10 U
24 Ethylbenzene	ug/L	10 U	10 U	10 U	10 U	10 U
25 Methylene Chloride	ug/L	10 U	10 U	10 U	10 U	10 U
26 Styrene	ug/L	10 U	10 U	10 U	10 U	10 U
27 Tetrachloroethene	ug/L	10 U	10 U	10 U	10 U	10 U
28 Toluene	ug/L	10 U	10 U	10 U	10 U	10 U
29 Trichloroethene	ug/L	10 U	10 U	10 U	10 U	10 U
30 Vinyl Chloride	ug/L	10 U	10 U	10 U	10 U	10 U
31 Xylene (total)	ug/L	10 U	10 U	10 U	10 U	10 U
32 cis-1,3-Dichloroethene	ug/L	10 U	10 U	10 U	10 U	10 U
33 trans-1,3-Dichloroethene	ug/L	10 U	10 U	10 U	10 U	10 U

VOCs

SDG:	55106	55106	55106	55106	55106
STUDY ID:	PHASE 1	PHASE 1	PHASE 1	PHASE 1	PHASE 1
MATRIX:	WATER	WATER	WATER	WATER	WATER
LAB SAMP. ID:	279034	279035	279766	279136	279978
EPA SAMP. ID:	MW25-16D	MW25-17	MW25-18	MW25-19	MW25-2
QC CODE:	SA	SA	SA	SA	SA
% MOISTURE:					
% SOLIDS:					

PARAMETER	UNIT	VALUE Q	VALUE Q	VALUE Q	VALUE Q	VALUE Q
1 1,1,1-Trichloroethane	ug/L	10 U	10 U	10 U	10 U	25 J
2 1,1,2,2-Tetrachloroethane	ug/L	10 U	10 U	10 U	10 U	59 U
3 1,1,2-Trichloroethane	ug/L	10 U	10 U	10 U	10 U	59 U
4 1,1-Dichloroethane	ug/L	10 U	10 U	10 U	10 U	59 U
5 1,1-Dichloroethene	ug/L	10 U	10 U	10 U	10 U	59 U
6 1,2-Dichloroethane	ug/L	10 U	10 U	10 U	10 U	59 U
7 1,2-Dichloroethene	ug/L	10 U	10 U	10 U	10 U	59 U
8 1,2-Dichloroethene (total)	ug/L	10 U	10 U	10 U	10 U	37 J
9 2-Butanone	ug/L	10 U	10 U	10 U	10 U	59 U
10 2-Hexanone	ug/L	10 U	10 U	10 U	10 U	59 U
11 4-Methyl-2-Pentanone	ug/L	10 U	10 U	10 U	10 U	59 U
12 Acetone	ug/L	14 B	13 B	10 U	11 B	59 U
13 Benzene	ug/L	10 U	10 U	10 U	10 U	730
14 Bromodichloromethane	ug/L	10 U	10 U	10 U	10 U	59 U
15 Bromoform	ug/L	10 U	10 U	10 U	6 J	59 U
16 Bromomethane	ug/L	10 U	10 U	10 U	10 U	59 U
17 Carbon Disulfide	ug/L	10 U	10 U	10 U	10 U	59 U
18 Carbon Tetrachloride	ug/L	10 U	10 U	10 U	10 U	59 U
19 Chlorobenzene	ug/L	10 U	10 U	10 U	10 U	59 U
20 Chloroethane	ug/L	10 U	10 U	10 U	10 U	59 U
21 Chloroform	ug/L	10 U	10 U	10 U	10 U	59 U
22 Chloromethane	ug/L	10 U	10 U	10 U	10 U	59 U
23 Dibromochloromethane	ug/L	10 U	10 U	10 U	3 J	59 U
24 Ethylbenzene	ug/L	10 U	10 U	10 U	10 U	140
25 Methylene Chloride	ug/L	10 U	10 U	10 U	10 U	59 U
26 Styrene	ug/L	10 U	10 U	10 U	10 U	59 U
27 Tetrachloroethene	ug/L	10 U	10 U	10 U	10 U	59 U
28 Toluene	ug/L	10 U	10 U	10 U	10 U	370
29 Trichloroethene	ug/L	10 U	10 U	10 U	10 U	6 J
30 Vinyl Chloride	ug/L	10 U	10 U	10 U	10 U	59 U
31 Xylene (total)	ug/L	10 U	10 U	10 U	10 U	1800
32 cis-1,3-Dichloroethene	ug/L	10 U	10 U	10 U	10 U	59 U
33 trans-1,3-Dichloroethene	ug/L	10 U	10 U	10 U	10 U	59 U

VOCs

SDG:	55106	55106	55106	55106	55106
STUDY ID:	PHASE 1	PHASE 1	PHASE 1	PHASE 1	PHASE 1
MATRIX:	WATER	WATER	WATER	WATER	WATER
LAB SAMP. ID:	278844	278504	278845	279133	279134
EPA SAMP. ID:	MW25-3	MW25-4D	MW25-5D	MW25-6	MW25-7D
QC CODE:	SA	SA	SA	SA	SA
% MOISTURE:					
% SOLIDS:					

PARAMETER	UNIT	VALUE Q	VALUE Q	VALUE Q	VALUE Q	VALUE Q
1 1,1,1-Trichloroethane	ug/L	10 U	10 U	10 U	10 U	10 U
2 1,1,2,2-Tetrachloroethane	ug/L	10 U	10 U	10 U	10 U	10 U
3 1,1,2-Trichloroethene	ug/L	10 U	10 U	10 U	10 U	10 U
4 1,1-Dichloroethane	ug/L	10 U	10 U	10 U	10 U	10 U
5 1,1-Dichloroethene	ug/L	10 U	10 U	10 U	10 U	10 U
6 1,2-Dichlorooctopane	ug/L	10 U	10 U	10 U	10 U	10 U
7 1,2-Dichloroethane	ug/L	10 U	10 U	10 U	10 U	10 U
8 1,2-Dichloroethene (total)	ug/L	10 U	10 U	10 U	10 U	10 U
9 2-Butanone	ug/L	10 U	10 U	10 U	10 U	10 U
10 2-Hexanone	ug/L	10 U	10 U	10 U	10 U	10 U
11 4-Methyl-2-Pentanone	ug/L	10 U	10 U	10 U	10 U	10 U
12 Acetone	ug/L	10 U	10 U	10 U	7 JB	8 JB
13 Benzene	ug/L	5 J	10 U	10 U	10 U	10 U
14 Bromodichloromethane	ug/L	10 U	10 U	10 U	10 U	10 U
15 Bromoform	ug/L	10 U	10 U	10 U	10 U	10 U
16 Bromomethane	ug/L	10 U	10 U	10 U	10 U	10 U
17 Carbon Disulfide	ug/L	10 U	10 U	10 U	10 U	10 U
18 Carbon Tetrachloride	ug/L	10 U	10 U	10 U	10 U	10 U
19 Chlorobenzene	ug/L	10 U	10 U	10 U	10 U	10 U
20 Chloroethane	ug/L	10 U	10 U	10 U	10 U	10 U
21 Chloroform	ug/L	10 U	10 U	10 U	10 U	10 U
22 Chloromethane	ug/L	10 U	10 U	10 U	10 U	10 U
23 Dibromochloromethane	ug/L	10 U	10 U	10 U	10 U	10 U
24 Ethylbenzene	ug/L	3 J	10 U	10 U	10 U	10 U
25 Methylene Chloride	ug/L	10 U	10 U	10 U	10 U	10 U
26 Styrene	ug/L	10 U	10 U	10 U	10 U	10 U
27 Tetrachloroethene	ug/L	10 U	10 U	10 U	10 U	10 U
28 Toluene	ug/L	10 U	10 U	10 U	10 U	10 U
29 Trichloroethene	ug/L	10 U	10 U	10 U	10 U	10 U
30 Vinyl Chloride	ug/L	10 U	10 U	10 U	10 U	10 U
31 Xylene (total)	ug/L	7 J	10 U	10 U	10 U	10 U
32 cis-1,3-Dichlorooctopene	ug/L	10 U	10 U	10 U	10 U	10 U
33 trans-1,3-Dichlorooctopene	ug/L	10 U	10 U	10 U	10 U	10 U

VOCs

SDG:	55106	55106	55106	55106	55106
STUDY ID:	PHASE 1	PHASE 1	PHASE 1	PHASE 1	PHASE 1
MATRIX:	WATER	WATER	WATER	WATER	WATER
LAB SAMP. ID:	279765	278848	278849	279767	279979
EPA SAMP. ID:	MW25-8	MW25-9	TB111995	TB112895	TB112995
QC CODE:	SA	SA	TB	TB	TB
% MOISTURE:					
% SOLIDS:					

PARAMETER	UNIT	VALUE Q	VALUE Q	VALUE Q	VALUE Q	VALUE Q
1 1,1,1-Trichloroethane	ug/L	10 U	2 J	10 U	10 U	10 U
2 1,1,2,2-Tetrachloroethane	ug/L	10 U	10 U	10 U	10 U	10 U
3 1,1,2-Trichloroethene	ug/L	10 U	10 U	10 U	10 U	10 U
4 1,1-Dichloroethane	ug/L	10 U	2 J	10 U	10 U	10 U
5 1,1-Dichloroethene	ug/L	10 U	10 U	10 U	10 U	10 U
6 1,2-Dichlorooctopane	ug/L	10 U	10 U	10 U	10 U	10 U
7 1,2-Dichloroethane	ug/L	10 U	10 U	10 U	10 U	10 U
8 1,2-Dichloroethene (total)	ug/L	10 U	6 J	10 U	10 U	10 U
9 2-Butanone	ug/L	10 U	10 U	10 U	10 U	10 U
10 2-Hexanone	ug/L	10 U	10 U	10 U	10 U	10 U
11 4-Methyl-2-Pentanone	ug/L	10 U	10 U	10 U	10 U	10 U
12 Acetone	ug/L	10 U	10 U	13 B	10 U	10 U
13 Benzene	ug/L	10 U	60	10 U	10 U	10 U
14 Bromodichloromethane	ug/L	10 U	10 U	10 U	10 U	10 U
15 Bromoform	ug/L	10 U	10 U	10 U	10 U	10 U
16 Bromomethane	ug/L	10 U	10 U	10 U	10 U	10 U
17 Carbon Disulfide	ug/L	10 U	10 U	10 U	10 U	10 U
18 Carbon Tetrachloride	ug/L	10 U	10 U	10 U	10 U	10 U
19 Chlorobenzene	ug/L	10 U	10 U	10 U	10 U	10 U
20 Chloroethane	ug/L	10 U	10 U	10 U	10 U	10 U
21 Chloroform	ug/L	10 U	10 U	3 J	3 J	3 J
22 Chloromethane	ug/L	10 U	10 U	10 U	10 U	10 U
23 Dibromochloromethane	ug/L	10 U	10 U	10 U	10 U	10 U
24 Ethylbenzene	ug/L	10 U	10	10 U	10 U	10 U
25 Methylene Chloride	ug/L	10 U	10 U	10 U	10 U	10 U
26 Styrene	ug/L	10 U	10 U	10 U	10 U	10 U
27 Tetrachloroethene	ug/L	10 U	10 U	10 U	10 U	10 U
28 Toluene	ug/L	10 U	22	10 U	10 U	10 U
29 Trichloroethene	ug/L	10 U	10 U	10 U	10 U	10 U
30 Vinyl Chloride	ug/L	10 U	10 U	10 U	10 U	10 U
31 Xylene (total)	ug/L	10 U	73	10 U	10 U	10 U
32 cis-1,3-Dichlorooctopene	ug/L	10 U	10 U	10 U	10 U	10 U
33 trans-1,3-Dichlorooctopene	ug/L	10 U	10 U	10 U	10 U	10 U

SDG:	55106	55106	55106	55106	55106
STUDY ID:	PHASE 1	PHASE 1	PHASE 1	PHASE 1	PHASE 1
MATRIX:	WATER	WATER	WATER	WATER	WATER
LAB SAMP. ID:	274847	274846	278791	278791	279132
EPA SAMP. ID:	MW25-50	MW25-5DR	MW25-12DMS	MW25-12DMSD	MW25-1
QC CODE:	DU	FB	MS	MSD	SA
% MOISTURE:					
% SOLIDS:					

PARAMETER	UNIT	VALUE Q	VALUE Q	VALUE Q	VALUE Q	VALUE Q
1 1,2,4-Trichlorobenzene	ug/L	11 U	11 U	48	45	10 U
2 1,2-Dichlorobenzene	ug/L	11 U	11 U	11 U	11 U	10 U
3 1,3-Dichlorobenzene	ug/L	11 U	11 U	11 U	11 U	10 U
4 1,4-Dichlorobenzene	ug/L	11 U	11 U	46	41	10 U
5 2,4,5-Trichlorophenol	ug/L	27 U	28 U	28 U	27 U	26 U
6 2,4,6-Trichlorophenol	ug/L	11 U	11 U	11 U	11 U	10 U
7 2,4-Dichlorophenol	ug/L	11 U	11 U	11 U	11 U	10 U
8 2,4-Dimethylphenol	ug/L	11 U	11 U	11 U	11 U	10 U
9 2,4-Dinitrophenol	ug/L	27 U	28 U	28 U	27 U	26 U
10 2,4-Dinitrotoluene	ug/L	11 U	11 U	50	54	10 U
11 2,6-Dinitrotoluene	ug/L	11 U	11 U	11 U	11 U	10 U
12 2-Chloronaphthalene	ug/L	11 U	11 U	11 U	11 U	10 U
13 2-Chlorophenol	ug/L	11 U	11 U	64	62	10 U
14 2-Methylnaphthalene	ug/L	11 U	11 U	11 U	11 U	10 U
15 2-Methylphenol	ug/L	11 U	11 U	11 U	11 U	10 U
16 2-Nitroaniline	ug/L	27 U	28 U	28 U	27 U	26 U
17 2-Nitrophenol	ug/L	11 U	11 U	11 U	11 U	10 U
18 3,3'-Dichlorobenzidine	ug/L	11 U	11 U	11 U	11 U	10 U
19 3-Nitroaniline	ug/L	27 U	28 U	28 U	27 U	26 U
20 4,6-Dinitro-2-methylphenol	ug/L	27 U	28 U	28 U	27 U	26 U
21 4-Bromophenyl-phenylether	ug/L	11 U	11 U	11 U	11 U	10 U
22 4-Chloro-3-methylphenol	ug/L	11 U	11 U	71	74	10 U
23 4-Chloroaniline	ug/L	11 U	11 U	11 U	11 U	10 U
24 4-Chlorophenyl-phenylether	ug/L	11 U	11 U	11 U	11 U	10 U
25 4-Methylphenol	ug/L	11 U	11 U	11 U	11 U	10 U
26 4-Nitroaniline	ug/L	27 U	28 U	28 U	27 U	26 U
27 4-Nitrophenol	ug/L	27 U	28 U	79	90 E	26 U
28 Acenaphthene	ug/L	11 U	11 U	50	50	10 U
29 Acenaphthylene	ug/L	11 U	11 U	11 U	11 U	10 U
30 Anthracene	ug/L	11 U	11 U	11 U	11 U	10 U
31 Benzo(a)anthracene	ug/L	11 U	11 U	11 U	11 U	10 U
32 Benzo(a)pyrene	ug/L	11 U	11 U	11 U	11 U	10 U
33 Benzo(b)fluoranthene	ug/L	11 U	11 U	11 U	11 U	10 U
34 Benzo(g,h,i)perylene	ug/L	11 U	11 U	11 U	11 U	10 U

SDG:	55106	55106	55106	55106	55106
STUDY ID:	PHASE 1	PHASE 1	PHASE 1	PHASE 1	PHASE 1
MATRIX:	WATER	WATER	WATER	WATER	WATER
LAB SAMP. ID:	274847	274846	278791	278791	279132
EPA SAMP. ID:	MW25-50	MW25-5DR	MW25-12DMS	MW25-12DMSD	MW25-1
QC CODE:	DU	FB	MS	MSD	SA
% MOISTURE:					
% SOLIDS:					

PARAMETER	UNIT	VALUE Q	VALUE Q	VALUE Q	VALUE Q	VALUE Q
35 Butylbenzylphthalate	ug/L	11 U	11 U	11 U	11 U	10 U
36 Carbazole	ug/L	11 U	11 U	11 U	11 U	10 U
37 Chrysene	ug/L	11 U	11 U	11 U	11 U	10 U
38 Di-n-butylphthalate	ug/L	11 U	11 U	11 U	11 U	10 U
39 Di-n-oprylphthalate	ug/L	11 U	11 U	11 U	11 U	10 U
40 Dibenz(a,h)anthracene	ug/L	11 U	11 U	11 U	11 U	10 U
41 Dibenzofuran	ug/L	11 U	11 U	11 U	11 U	10 U
42 Diethylphthalate	ug/L	11 U	11 U	11 U	11 U	10 U
43 Dimethylphthalate	ug/L	11 U	11 U	11 U	11 U	10 U
44 Fluoranthene	ug/L	11 U	11 U	11 U	11 U	10 U
45 Fluorene	ug/L	11 U	11 U	11 U	11 U	10 U
46 Hexachlorobenzene	ug/L	11 U	11 U	11 U	11 U	10 U
47 Hexachlorobutadiene	ug/L	11 U	11 U	11 U	11 U	10 U
48 Hexachlorocyclopentadiene	ug/L	11 U	11 U	11 U	11 U	10 U
49 Hexachloroethane	ug/L	11 U	11 U	11 U	11 U	10 U
50 Indeno(1,2,3-cd)pyrene	ug/L	11 U	11 U	11 U	11 U	10 U
51 Isophorone	ug/L	11 U	11 U	11 U	11 U	10 U
52 N-Nitroso-di-n-ctopylamine	ug/L	11 U	11 U	55	53	10 U
53 N-Nitrosodiphenylamine (1)	ug/L	11 U	11 U	11 U	11 U	10 U
54 Naphthalene	ug/L	11 U	11 U	11 U	11 U	10 U
55 Nitrobenzene	ug/L	11 U	11 U	11 U	11 U	10 U
56 Pentachlorophenol	ug/L	27 U	28 U	84	89 E	26 U
57 Phenanthrene	ug/L	11 U	11 U	11 U	11 U	10 U
58 Phenol	ug/L	11 U	11 U	61	59	10 U
59 Pyrene	ug/L	11 U	11 U	51	51	10 U
60 benzo(k)fluoranthene	ug/L	11 U	11 U	11 U	11 U	10 U
61 bis(2-Chloroethoxy) methane	ug/L	11 U	11 U	11 U	11 U	10 U
62 bis(2-Chloroethyl) ether	ug/L	11 U	11 U	11 U	11 U	10 U
63 bis(2-Chloroisooctyl) ether	ug/L	11 U	11 U	11 U	11 U	10 U
64 bis(2-Ethylhexyl)phthalate	ug/L	2 JB	4 JB	2 JB	8 JB	3 JB

SDG:	55106	55106	55106	55106	55106
STUDY ID:	PHASE 1	PHASE 1	PHASE 1	PHASE 1	PHASE 1
MATRIX:	WATER	WATER	WATER	WATER	WATER
LAB SAMP. ID:	279135	278790	278791	278792	278793
EPA SAMP. ID:	MW25-10	MW25-11	MW25-12D	MW25-13	MW25-14D
QC CODE:	SA	SA	SA	SA	SA
% MOISTURE:					
% SOLIDS:					

PARAMETER	UNIT	VALUE Q	VALUE Q	VALUE Q	VALUE Q	VALUE Q
1 1,2,4-Trichlorobenzene	ug/L	11 U	10 U	11 U	11 U	10 U
2 1,2-Dichlorobenzene	ug/L	11 U	10 U	11 U	11 U	10 U
3 1,3-Dichlorobenzene	ug/L	11 U	10 U	11 U	11 U	10 U
4 1,4-Dichlorobenzene	ug/L	11 U	10 U	11 U	11 U	10 U
5 2,4,5-Trichlorophenol	ug/L	27 U	26 U	26 U	27 U	26 U
6 2,4,6-Trichlorophenol	ug/L	11 U	10 U	11 U	11 U	10 U
7 2,4-Dichlorophenol	ug/L	11 U	10 U	11 U	11 U	10 U
8 2,4-Dimethylphenol	ug/L	11 U	10 U	11 U	11 U	10 U
9 2,4-Dinitrophenol	ug/L	27 U	26 U	26 U	27 U	26 U
10 2,4-Dinitrotoluene	ug/L	11 U	10 U	11 U	11 U	10 U
11 2,6-Dinitrotoluene	ug/L	11 U	10 U	11 U	11 U	10 U
12 2-Chloronaphthalene	ug/L	11 U	10 U	11 U	11 U	10 U
13 2-Chlorophenol	ug/L	11 U	10 U	11 U	11 U	10 U
14 2-Methylnaphthalene	ug/L	11 U	10 U	11 U	11 U	10 U
15 2-Methylphenol	ug/L	11 U	10 U	11 U	11 U	10 U
16 2-Nitroaniline	ug/L	27 U	26 U	26 U	27 U	26 U
17 2-Nitrophenol	ug/L	11 U	10 U	11 U	11 U	10 U
18 3,3'-Dichlorobenzidine	ug/L	11 U	10 U	11 U	11 U	10 U
19 3-Nitroaniline	ug/L	27 U	26 U	26 U	27 U	26 U
20 4,6-Dinitro-2-methylphenol	ug/L	27 U	26 U	26 U	27 U	26 U
21 4-Bromophenyl-phenylether	ug/L	11 U	10 U	11 U	11 U	10 U
22 4-Chloro-3-methylphenol	ug/L	11 U	10 U	11 U	11 U	10 U
23 4-Chloroaniline	ug/L	11 U	10 U	11 U	11 U	10 U
24 4-Chlorophenyl-phenylether	ug/L	11 U	10 U	11 U	11 U	10 U
25 4-Methylphenol	ug/L	11 U	10 U	11 U	11 U	10 U
26 4-Nitroaniline	ug/L	27 U	26 U	26 U	27 U	26 U
27 4-Nitrophenol	ug/L	27 U	26 U	26 U	27 U	26 U
28 Acenaphthene	ug/L	11 U	10 U	11 U	11 U	10 U
29 Acenaphthylene	ug/L	11 U	10 U	11 U	11 U	10 U
30 Anthracene	ug/L	11 U	10 U	11 U	11 U	10 U
31 Benzo(a)anthracene	ug/L	11 U	10 U	11 U	11 U	10 U
32 Benzo(a)pyrene	ug/L	11 U	10 U	11 U	11 U	10 U
33 Benzo(b)fluoranthene	ug/L	11 U	10 U	11 U	11 U	10 U
34 Benzo(g,h,i)perylene	ug/L	11 U	10 U	11 U	11 U	10 U

SDG:	55106	55106	55106	55106	55106
STUDY ID:	PHASE 1	PHASE 1	PHASE 1	PHASE 1	PHASE 1
MATRIX:	WATER	WATER	WATER	WATER	WATER
LAB SAMP. ID:	279135	278790	278791	278792	278793
EPA SAMP. ID:	MW25-10	MW25-11	MW25-12D	MW25-13	MW25-14D
QC CODE:	SA	SA	SA	SA	SA
% MOISTURE:					
% SOLIDS:					

PARAMETER	UNIT	VALUE Q	VALUE Q	VALUE Q	VALUE Q	VALUE Q
35 Butylbenzylphthalate	ug/L	11 U	10 U	11 U	11 U	10 U
36 Carbazole	ug/L	11 U	10 U	11 U	11 U	10 U
37 Chrysene	ug/L	11 U	10 U	11 U	11 U	10 U
38 Di-n-butylphthalate	ug/L	11 U	10 U	11 U	11 U	10 U
39 Di-n-oprylphthalate	ug/L	11 U	10 U	11 U	11 U	10 U
40 Dibenz(a,h)anthracene	ug/L	11 U	10 U	11 U	11 U	10 U
41 Dibenzofuran	ug/L	11 U	10 U	11 U	11 U	10 U
42 Diethylphthalate	ug/L	11 U	10 U	11 U	11 U	10 U
43 Dimethylphthalate	ug/L	11 U	10 U	11 U	11 U	10 U
44 Fluoranthene	ug/L	11 U	10 U	11 U	11 U	10 U
45 Fluorene	ug/L	11 U	10 U	11 U	11 U	10 U
46 Hexachlorobenzene	ug/L	11 U	10 U	11 U	11 U	10 U
47 Hexachlorobutadiene	ug/L	11 U	10 U	11 U	11 U	10 U
48 Hexachlorocyclopentadiene	ug/L	11 U	10 U	11 U	11 U	10 U
49 Hexachloroethane	ug/L	11 U	10 U	11 U	11 U	10 U
50 Indeno(1,2,3-cd)pyrene	ug/L	11 U	10 U	11 U	11 U	10 U
51 Isophorone	ug/L	11 U	10 U	11 U	11 U	10 U
52 N-Nitroso-di-n-ctopylamine	ug/L	11 U	10 U	11 U	11 U	10 U
53 N-Nitrosodiphenylamine (1)	ug/L	11 U	10 U	11 U	11 U	10 U
54 Naphthalene	ug/L	11 U	10 U	11 U	11 U	10 U
55 Nitrobenzene	ug/L	11 U	10 U	11 U	11 U	10 U
56 Pentachlorophenol	ug/L	27 U	26 U	26 U	27 U	26 U
57 Phenanthrene	ug/L	11 U	10 U	11 U	11 U	10 U
58 Phenol	ug/L	11 U	10 U	11 U	11 U	10 U
59 Pyrene	ug/L	11 U	10 U	11 U	11 U	10 U
60 benzo(k)fluoranthene	ug/L	11 U	10 U	11 U	11 U	10 U
61 bis(2-Chloroethoxy) methane	ug/L	11 U	10 U	11 U	11 U	10 U
62 bis(2-Chloroethyl) ether	ug/L	11 U	10 U	11 U	11 U	10 U
63 bis(2-Chloroisooctyl) ether	ug/L	11 U	10 U	11 U	11 U	10 U
64 bis(2-Ethylhexyl)phthalate	ug/L	2 JB	6 JB	4 JB	15 B	13 B

SDG:	55106	55106	55106	55106	55106
STUDY ID:	PHASE 1	PHASE 1	PHASE 1	PHASE 1	PHASE 1
MATRIX:	WATER	WATER	WATER	WATER	WATER
LAB SAMP. ID:	279033	279034	279035	279766	279136
EPA SAMP. ID:	MW25-15	MW25-16D	MW25-17	MW25-18	MW25-19
QC CODE:	SA	SA	SA	SA	SA
% MOISTURE:					
% SOLIDS:					

PARAMETER	UNIT	VALUE Q	VALUE Q	VALUE Q	VALUE Q	VALUE Q
1 1,2,4-Trichlorobenzene	ug/L	10 U	10 U	10 U	10 U	10 U
2 1,2-Dichlorobenzene	ug/L	10 U	10 U	10 U	10 U	10 U
3 1,3-Dichlorobenzene	ug/L	10 U	10 U	10 U	10 U	10 U
4 1,4-Dichlorobenzene	ug/L	10 U	10 U	10 U	10 U	10 U
5 2,4,5-Trichlorophenol	ug/L	26 U	26 U	26 U	26 U	26 U
6 2,4,6-Trichlorophenol	ug/L	10 U	10 U	10 U	10 U	10 U
7 2,4-Dichlorophenol	ug/L	10 U	10 U	10 U	10 U	10 U
8 2,4-Dimethylphenol	ug/L	10 U	10 U	10 U	10 U	10 U
9 2,4-Dinitrophenol	ug/L	26 U	26 U	26 U	26 U	26 U
10 2,4-Dinitrotoluene	ug/L	10 U	10 U	10 U	10 U	10 U
11 2,6-Dinitrotoluene	ug/L	10 U	10 U	10 U	10 U	10 U
12 2-Chloronaphthalene	ug/L	10 U	10 U	10 U	10 U	10 U
13 2-Chlorophenol	ug/L	10 U	10 U	10 U	10 U	10 U
14 2-Methylnaphthalene	ug/L	10 U	10 U	10 U	10 U	10 U
15 2-Methylphenol	ug/L	10 U	10 U	10 U	10 U	10 U
16 2-Nitroaniline	ug/L	26 U	26 U	26 U	26 U	26 U
17 2-Nitrophenol	ug/L	10 U	10 U	10 U	10 U	10 U
18 3,3'-Dichlorobenzidine	ug/L	10 U	10 U	10 U	10 U	10 U
19 3-Nitroaniline	ug/L	26 U	26 U	26 U	26 U	26 U
20 4,6-Dinitro-2-methylphenol	ug/L	26 U	26 U	26 U	26 U	26 U
21 4-Bromophenyl-phenylether	ug/L	10 U	10 U	10 U	10 U	10 U
22 4-Chloro-3-methylphenol	ug/L	10 U	10 U	10 U	10 U	10 U
23 4-Chloroaniline	ug/L	10 U	10 U	10 U	10 U	10 U
24 4-Chlorophenyl-phenylether	ug/L	10 U	10 U	10 U	10 U	10 U
25 4-Methylphenol	ug/L	10 U	10 U	10 U	10 U	10 U
26 4-Nitroaniline	ug/L	26 U	26 U	26 U	26 U	26 U
27 4-Nitrophenol	ug/L	26 U	26 U	26 U	26 U	26 U
28 Acenaphthene	ug/L	10 U	10 U	10 U	10 U	10 U
29 Acenaphthylene	ug/L	10 U	10 U	10 U	10 U	10 U
30 Anthracene	ug/L	10 U	10 U	10 U	10 U	10 U
31 Benzo(a)anthracene	ug/L	10 U	10 U	10 U	10 U	10 U
32 Benzo(a)pyrene	ug/L	10 U	10 U	10 U	10 U	10 U
33 Benzo(b)fluoranthene	ug/L	10 U	10 U	10 U	10 U	10 U
34 Benzo(g,h,i)perylene	ug/L	10 U	10 U	10 U	10 U	10 U

SDG:	55106	55106	55106	55106	55106
STUDY ID:	PHASE 1	PHASE 1	PHASE 1	PHASE 1	PHASE 1
MATRIX:	WATER	WATER	WATER	WATER	WATER
LAB SAMP. ID:	279033	279034	279035	279766	279136
EPA SAMP. ID:	MW25-15	MW25-16D	MW25-17	MW25-18	MW25-19
QC CODE:	SA	SA	SA	SA	SA
% MOISTURE:					
% SOLIDS:					

PARAMETER	UNIT	VALUE Q	VALUE Q	VALUE Q	VALUE Q	VALUE Q
35 Butylbenzylphthalate	ug/L	10 U	10 U	10 U	10 U	10 U
36 Carbazole	ug/L	10 U	10 U	10 U	10 U	10 U
37 Chrysene	ug/L	10 U	10 U	10 U	10 U	10 U
38 Di-n-butylphthalate	ug/L	10 U	10 U	10 U	10 U	10 U
39 Di-n-oprylphthalate	ug/L	10 U	10 U	10 U	10 U	10 U
40 Dibenz(a,h)anthracene	ug/L	10 U	10 U	10 U	10 U	10 U
41 Dibenzofuran	ug/L	10 U	10 U	10 U	10 U	10 U
42 Diethylphthalate	ug/L	10 U	10 U	10 U	10 U	10 U
43 Dimethylphthalate	ug/L	10 U	10 U	10 U	10 U	10 U
44 Fluoranthene	ug/L	10 U	10 U	10 U	10 U	10 U
45 Fluorene	ug/L	10 U	10 U	10 U	10 U	10 U
46 Hexachlorobenzene	ug/L	10 U	10 U	10 U	10 U	10 U
47 Hexachlorobutadiene	ug/L	10 U	10 U	10 U	10 U	10 U
48 Hexachlorocyclopentadiene	ug/L	10 U	10 U	10 U	10 U	10 U
49 Hexachloroethane	ug/L	10 U	10 U	10 U	10 U	10 U
50 Indeno(1,2,3-cd)pyrene	ug/L	10 U	10 U	10 U	10 U	10 U
51 Isophorone	ug/L	10 U	10 U	10 U	10 U	10 U
52 N-Nitroso-di-n-ctopylamine	ug/L	10 U	10 U	10 U	10 U	10 U
53 N-Nitrosodiphenylamine (1)	ug/L	10 U	10 U	10 U	10 U	10 U
54 Naphthalene	ug/L	10 U	10 U	10 U	10 U	10 U
55 Nitrobenzene	ug/L	10 U	10 U	10 U	10 U	10 U
56 Pentachlorophenol	ug/L	26 U	26 U	26 U	26 U	26 U
57 Phenanthrene	ug/L	10 U	10 U	10 U	10 U	10 U
58 Phenol	ug/L	10 U	10 U	10 U	10 U	10 U
59 Pyrene	ug/L	10 U	10 U	10 U	10 U	10 U
60 benzo(k)fluoranthene	ug/L	10 U	10 U	10 U	10 U	10 U
61 bis(2-Chloroethoxy) methane	ug/L	10 U	10 U	10 U	10 U	10 U
62 bis(2-Chloroethyl) ether	ug/L	10 U	10 U	10 U	10 U	10 U
63 bis(2-Chloroisooctopyl) ether	ug/L	10 U	10 U	10 U	10 U	10 U
64 bis(2-Ethylhexyl)phthalate	ug/L	4 JB	1 JB	6 JB	13 B	2 JB

SDG:	55106	55106	55106	55106	55106
STUDY ID:	PHASE 1	PHASE 1	PHASE 1	PHASE 1	PHASE 1
MATRIX:	WATER	WATER	WATER	WATER	WATER
LAB SAMP. ID:	279978	278844	278504	278845	279133
EPA SAMP. ID:	MW25-2	MW25-3	MW25-4D	MW25-5D	MW25-6
QC CODE:	SA	SA	SA	SA	SA
% MOISTURE:					
% SOLIDS:					

PARAMETER	UNIT	VALUE Q	VALUE Q	VALUE Q	VALUE Q	VALUE Q
1 1,2,4-Trichlorobenzene	ug/L	21 U	11 U	10 U	10 U	11 U
2 1,2-Dichlorobenzene	ug/L	21 U	11 U	10 U	10 U	11 U
3 1,3-Dichlorobenzene	ug/L	21 U	11 U	10 U	10 U	11 U
4 1,4-Dichlorobenzene	ug/L	21 U	11 U	10 U	10 U	11 U
5 2,4,5-Trichlorophenol	ug/L	52 U	26 U	25 U	26 U	27 U
6 2,4,6-Trichlorophenol	ug/L	21 U	11 U	10 U	10 U	11 U
7 2,4-Dichlorophenol	ug/L	21 U	11 U	10 U	10 U	11 U
8 2,4-Dimethylphenol	ug/L	29	11 U	10 U	10 U	11 U
9 2,4-Dinitrophenol	ug/L	52 U	26 U	25 U	26 U	27 U
10 2,4-Dinitrotoluene	ug/L	21 U	11 U	10 U	10 U	11 U
11 2,6-Dinitrotoluene	ug/L	21 U	11 U	10 U	10 U	11 U
12 2-Chloronaphthalene	ug/L	21 U	11 U	10 U	10 U	11 U
13 2-Chlorophenol	ug/L	21 U	11 U	10 U	10 U	11 U
14 2-Methylnaphthalene	ug/L	46	11 U	10 U	10 U	11 U
15 2-Methylphenol	ug/L	8 J	11 U	10 U	10 U	11 U
16 2-Nitroaniline	ug/L	52 U	26 U	25 U	26 U	27 U
17 2-Nitrophenol	ug/L	21 U	11 U	10 U	10 U	11 U
18 3,3'-Dichlorobenzidine	ug/L	21 U	11 U	10 U	10 U	11 U
19 3-Nitroaniline	ug/L	52 U	26 U	25 U	26 U	27 U
20 4,6-Dinitro-2-methylphenol	ug/L	52 U	26 U	25 U	26 U	27 U
21 4-Bromophenyl-phenylether	ug/L	21 U	11 U	10 U	10 U	11 U
22 4-Chloro-3-methylphenol	ug/L	21 U	11 U	10 U	10 U	11 U
23 4-Chloroaniline	ug/L	21 U	11 U	10 U	10 U	11 U
24 4-Chlorophenyl-phenylether	ug/L	21 U	11 U	10 U	10 U	11 U
25 4-Methylphenol	ug/L	21 U	11 U	10 U	10 U	11 U
26 4-Nitroaniline	ug/L	52 U	26 U	25 U	26 U	27 U
27 4-Nitrophenol	ug/L	52 U	26 U	25 U	26 U	27 U
28 Acenaphthene	ug/L	21 U	11 U	10 U	10 U	11 U
29 Acenaphthylene	ug/L	21 U	11 U	10 U	10 U	11 U
30 Anthracene	ug/L	21 U	11 U	10 U	10 U	11 U
31 Benzo(a)anthracene	ug/L	21 U	11 U	10 U	10 U	11 U
32 Benzo(a)pyrene	ug/L	21 U	11 U	10 U	10 U	11 U
33 Benzo(b)fluoranthene	ug/L	21 U	11 U	10 U	10 U	11 U
34 Benzo(g,h,i)perylene	ug/L	21 U	11 U	10 U	10 U	11 U

SDG:	55106	55106	55106	55106	55106
STUDY ID:	PHASE 1	PHASE 1	PHASE 1	PHASE 1	PHASE 1
MATRIX:	WATER	WATER	WATER	WATER	WATER
LAB SAMP. ID:	279978	278844	278504	278845	279133
EPA SAMP. ID:	MW25-2	MW25-3	MW25-4D	MW25-5D	MW25-6
QC CODE:	SA	SA	SA	SA	SA
% MOISTURE:					
% SOLIDS:					

	PARAMETER	UNIT	VALUE	Q	VALUE	Q	VALUE	Q	VALUE	Q	VALUE	Q
35	Butylbenzylphthalate	ug/L	21	U	11	U	10	U	10	U	11	U
36	Carbazole	ug/L	21	U	11	U	10	U	10	U	11	U
37	Chrysene	ug/L	21	U	11	U	10	U	10	U	11	U
38	Di-n-butylphthalate	ug/L	21	U	11	U	10	U	10	U	11	U
39	Di-n-oprylphthalate	ug/L	21	U	11	U	10	U	10	U	11	U
40	Dibenz(a,h)anthracene	ug/L	21	U	11	U	10	U	10	U	11	U
41	Dibenzofuran	ug/L	21	U	11	U	10	U	10	U	11	U
42	Diethylphthalate	ug/L	21	U	11	U	10	U	10	U	11	U
43	Dimethylphthalate	ug/L	21	U	11	U	10	U	10	U	11	U
44	Fluoranthene	ug/L	21	U	11	U	10	U	10	U	11	U
45	Fluorene	ug/L	21	U	11	U	10	U	10	U	11	U
46	Hexachlorobenzene	ug/L	21	U	11	U	10	U	10	U	11	U
47	Hexachlorobutadiene	ug/L	21	U	11	U	10	U	10	U	11	U
48	Hexachlorocyclopentadiene	ug/L	21	U	11	U	10	U	10	U	11	U
49	Hexachloroethane	ug/L	21	U	11	U	10	U	10	U	11	U
50	Indeno(1,2,3-cd)pyrene	ug/L	21	U	11	U	10	U	10	U	11	U
51	Isophorone	ug/L	21	U	11	U	10	U	10	U	11	U
52	N-Nitroso-di-n-ctopylamine	ug/L	21	U	11	U	10	U	10	U	11	U
53	N-Nitrosodiphenylamine (1)	ug/L	21	U	11	U	10	U	10	U	11	U
54	Naphthalene	ug/L	110		11	U	10	U	10	U	11	U
55	Nitrobenzene	ug/L	21	U	11	U	10	U	10	U	11	U
56	Pentachlorophenol	ug/L	52	U	26	U	25	U	26	U	27	U
57	Phenanthrene	ug/L	1	J	11	U	10	U	10	U	11	U
58	Phenol	ug/L	21	U	11	U	10	U	10	U	11	U
59	Pyrene	ug/L	21	U	11	U	10	U	10	U	11	U
60	benzo(k)fluoranthene	ug/L	21	U	11	U	10	U	10	U	11	U
61	bis(2-Chloroethoxy) methane	ug/L	21	U	11	U	10	U	10	U	11	U
62	bis(2-Chloroethyl) ether	ug/L	21	U	11	U	10	U	10	U	11	U
63	bis(2-Chloroisooctopyl) ether	ug/L	21	U	11	U	10	U	10	U	11	U
64	bis(2-Ethylhexyl)phthalate	ug/L	15	JB	5	JB	3	JB	5	JB	2	JB

SDG:	55106	55106	55106
STUDY ID:	PHASE 1	PHASE 1	PHASE 1
MATRIX:	WATER	WATER	WATER
LAB SAMP. ID:	279134	279765	274848
EPA SAMP. ID:	MW25-7D	MW25-8	MW25-9
QC CODE:	SA	SA	SA
% MOISTURE:			
% SOLIDS:			

PARAMETER	UNIT	VALUE Q	VALUE Q	VALUE Q
1 1,2,4-Trichlorobenzene	ug/L	10 U	10 U	10 U
2 1,2-Dichlorobenzene	ug/L	10 U	10 U	10 U
3 1,3-Dichlorobenzene	ug/L	10 U	10 U	10 U
4 1,4-Dichlorobenzene	ug/L	10 U	10 U	10 U
5 2,4,5-Trichlorophenol	ug/L	26 U	26 U	26 U
6 2,4,6-Trichlorophenol	ug/L	10 U	10 U	10 U
7 2,4-Dichlorophenol	ug/L	10 U	10 U	10 U
8 2,4-Dimethylphenol	ug/L	10 U	10 U	10 U
9 2,4-Dinitrophenol	ug/L	26 U	26 U	26 U
10 2,4-Dinitrotoluene	ug/L	10 U	10 U	10 U
11 2,6-Dinitrotoluene	ug/L	10 U	10 U	10 U
12 2-Chloronaphthalene	ug/L	10 U	10 U	10 U
13 2-Chlorophenol	ug/L	10 U	10 U	10 U
14 2-Methylnaphthalene	ug/L	10 U	10 U	10 U
15 2-Methylphenol	ug/L	10 U	10 U	10 U
16 2-Nitroaniline	ug/L	26 U	26 U	26 U
17 2-Nitrophenol	ug/L	10 U	10 U	10 U
18 3,3'-Dichlorobenzidine	ug/L	10 U	10 U	10 U
19 3-Nitroaniline	ug/L	26 U	26 U	26 U
20 4,6-Dinitro-2-methylphenol	ug/L	26 U	26 U	26 U
21 4-Bromophenyl-phenylether	ug/L	10 U	10 U	10 U
22 4-Chloro-3-methylphenol	ug/L	10 U	10 U	10 U
23 4-Chloroaniline	ug/L	10 U	10 U	10 U
24 4-Chlorophenyl-phenylether	ug/L	10 U	10 U	10 U
25 4-Methylphenol	ug/L	10 U	10 U	10 U
26 4-Nitroaniline	ug/L	26 U	26 U	26 U
27 4-Nitrophenol	ug/L	26 U	26 U	26 U
28 Acenaphthene	ug/L	10 U	10 U	10 U
29 Acenaphthylene	ug/L	10 U	10 U	10 U
30 Anthracene	ug/L	10 U	10 U	10 U
31 Benzo(a)anthracene	ug/L	10 U	10 U	10 U
32 Benzo(a)pyrene	ug/L	10 U	10 U	10 U
33 Benzo(b)fluoranthene	ug/L	10 U	10 U	10 U
34 Benzo(g,h,i)perylene	ug/L	10 U	10 U	10 U

SDG:	55106	55106	55106
STUDY ID:	PHASE 1	PHASE 1	PHASE 1
MATRIX:	WATER	WATER	WATER
LAB SAMP. ID:	279134	279765	274848
EPA SAMP. ID:	MW25-7D	MW25-8	MW25-9
QC CODE:	SA	SA	SA
% MOISTURE:			
% SOLIDS:			

PARAMETER	UNIT	VALUE Q	VALUE Q	VALUE Q
35 Butylbenzylphthalate	ug/L	10 U	10 U	10 U
36 Carbazole	ug/L	10 U	10 U	10 U
37 Chrysene	ug/L	10 U	10 U	10 U
38 Di-n-butylphthalate	ug/L	10 U	10 U	10 U
39 Di-n-oprylphthalate	ug/L	10 U	10 U	10 U
40 Dibenz(a,h)anthracene	ug/L	10 U	10 U	10 U
41 Dibenzofuran	ug/L	10 U	10 U	10 U
42 Diethylphthalate	ug/L	10 U	10 U	10 U
43 Dimethylphthalate	ug/L	10 U	10 U	10 U
44 Fluoranthene	ug/L	10 U	10 U	10 U
45 Fluorene	ug/L	10 U	10 U	10 U
46 Hexachlorobenzene	ug/L	10 U	10 U	10 U
47 Hexachlorobutadiene	ug/L	10 U	10 U	10 U
48 Hexachlorocyclopentadiene	ug/L	10 U	10 U	10 U
49 Hexachloroethane	ug/L	10 U	10 U	10 U
50 Indeno(1,2,3-cd)pyrene	ug/L	10 U	10 U	10 U
51 Isophorone	ug/L	10 U	10 U	10 U
52 N-Nitroso-di-n-ctopylamine	ug/L	10 U	10 U	10 U
53 N-Nitrosodiphenylamine (1)	ug/L	10 U	10 U	10 U
54 Naphthalene	ug/L	10 U	10 U	2 J
55 Nitrobenzene	ug/L	10 U	10 U	10 U
56 Pentachlorophenol	ug/L	26 U	26 U	26 U
57 Phenanthrene	ug/L	10 U	10 U	10 U
58 Phenol	ug/L	10 U	10 U	10 U
59 Pyrene	ug/L	10 U	10 U	10 U
60 benzo(k)fluoranthene	ug/L	10 U	10 U	10 U
61 bis(2-Chloroethoxy) methane	ug/L	10 U	10 U	10 U
62 bis(2-Chloroethyl) ether	ug/L	10 U	10 U	10 U
63 bis(2-Chloroisooctopyl) ether	ug/L	10 U	10 U	10 U
64 bis(2-Ethylhexyl)phthalate	ug/L	2 JB	9 JB	6 JB

SVOCs

SDG:	55106	55106	55106	55106	55106
STUDY ID:	PHASE 1	PHASE 1	PHASE 1	PHASE 1	PHASE 1
MATRIX:	WATER	WATER	WATER	WATER	WATER
LAB SAMP. ID:	274847	274846	278791	278791	279132
EPA SAMP. ID:	MW25-50	MW25-5DR	MW25-12DMS	MW25-12DMSD	MW25-1
QC CODE:	DU	FB	MS	MSD	SA
% MOISTURE:					
% SOLIDS:					

PARAMETER	UNIT	VALUE Q	VALUE Q	VALUE Q	VALUE Q	VALUE Q
1 1,2,4-Trichlorobenzene	ug/L	11 U	11 U	48	45	10 U
1 1,2,4-Trichlorobenzene	ug/L	11 U	11 U	48	45	10 U
2 1,2-Dichlorobenzene	ug/L	11 U	11 U	11 U	11 U	10 U
3 1,3-Dichlorobenzene	ug/L	11 U	11 U	11 U	11 U	10 U
4 1,4-Dichlorobenzene	ug/L	11 U	11 U	46	41	10 U
5 2,4,5-Trichlorophenol	ug/L	27 U	28 U	28 U	27 U	26 U
6 2,4,6-Trichlorophenol	ug/L	11 U	11 U	11 U	11 U	10 U
7 2,4-Dichlorophenol	ug/L	11 U	11 U	11 U	11 U	10 U
8 2,4-Dimethylphenol	ug/L	11 U	11 U	11 U	11 U	10 U
9 2,4-Dinitrophenol	ug/L	27 U	28 U	28 U	27 U	26 U
10 2,4-Dinitrotoluene	ug/L	11 U	11 U	50	54	10 U
11 2,6-Dinitrotoluene	ug/L	11 U	11 U	11 U	11 U	10 U
12 2-Chloronaphthalene	ug/L	11 U	11 U	11 U	11 U	10 U
13 2-Chlorophenol	ug/L	11 U	11 U	64	62	10 U
14 2-Methylnaphthalene	ug/L	11 U	11 U	11 U	11 U	10 U
15 2-Methylphenol	ug/L	11 U	11 U	11 U	11 U	10 U
16 2-Nitroaniline	ug/L	27 U	28 U	28 U	27 U	26 U
17 2-Nitrophenol	ug/L	11 U	11 U	11 U	11 U	10 U
18 3,3'-Dichlorobenzidine	ug/L	11 U	11 U	11 U	11 U	10 U
19 3-Nitroaniline	ug/L	27 U	28 U	28 U	27 U	26 U
20 4,6-Dinitro-2-methylphenol	ug/L	27 U	28 U	28 U	27 U	26 U
21 4-Bromophenyl-phenylether	ug/L	11 U	11 U	11 U	11 U	10 U
22 4-Chloro-3-methylphenol	ug/L	11 U	11 U	71	74	10 U
23 4-Chloroaniline	ug/L	11 U	11 U	11 U	11 U	10 U
24 4-Chlorophenyl-phenylether	ug/L	11 U	11 U	11 U	11 U	10 U
25 4-Methylphenol	ug/L	11 U	11 U	11 U	11 U	10 U
26 4-Nitroaniline	ug/L	27 U	28 U	28 U	27 U	26 U
27 4-Nitrophenol	ug/L	27 U	28 U	79	90 E	26 U
28 Acenaphthene	ug/L	11 U	11 U	50	50	10 U
29 Acenaphthylene	ug/L	11 U	11 U	11 U	11 U	10 U
30 Anthracene	ug/L	11 U	11 U	11 U	11 U	10 U
31 Benzo(a)anthracene	ug/L	11 U	11 U	11 U	11 U	10 U
32 Benzo(a)pyrene	ug/L	11 U	11 U	11 U	11 U	10 U
33 Benzo(b)fluoranthene	ug/L	11 U	11 U	11 U	11 U	10 U
34 Benzo(g,h,i)perylene	ug/L	11 U	11 U	11 U	11 U	10 U

SVOCs

SDG:	55106	55106	55106	55106	55106
STUDY ID:	PHASE 1	PHASE 1	PHASE 1	PHASE 1	PHASE 1
MATRIX:	WATER	WATER	WATER	WATER	WATER
LAB SAMP. ID:	274847	274846	278791	278791	279132
EPA SAMP. ID:	MW25-50	MW25-5DR	MW25-12DMS	MW25-12DMSD	MW25-1
QC CODE:	DU	FB	MS	MSD	SA
% MOISTURE:					
% SOLIDS:					

PARAMETER	UNIT	VALUE Q	VALUE Q	VALUE Q	VALUE Q	VALUE Q
1 1,2,4-Trichlorobenzene	ug/L	11 U	11 U	48	45	10 U
35 Butylbenzylphthalate	ug/L	11 U	11 U	11 U	11 U	10 U
36 Carbazole	ug/L	11 U	11 U	11 U	11 U	10 U
37 Chrysene	ug/L	11 U	11 U	11 U	11 U	10 U
38 Di-n-butylphthalate	ug/L	11 U	11 U	11 U	11 U	10 U
39 Di-n-oprylphthalate	ug/L	11 U	11 U	11 U	11 U	10 U
40 Dibenz(a,h)anthracene	ug/L	11 U	11 U	11 U	11 U	10 U
41 Dibenzofuran	ug/L	11 U	11 U	11 U	11 U	10 U
42 Diethylphthalate	ug/L	11 U	11 U	11 U	11 U	10 U
43 Dimethylphthalate	ug/L	11 U	11 U	11 U	11 U	10 U
44 Fluoranthene	ug/L	11 U	11 U	11 U	11 U	10 U
45 Fluorene	ug/L	11 U	11 U	11 U	11 U	10 U
46 Hexachlorobenzene	ug/L	11 U	11 U	11 U	11 U	10 U
47 Hexachlorobutadiene	ug/L	11 U	11 U	11 U	11 U	10 U
48 Hexachlorocyclopentadiene	ug/L	11 U	11 U	11 U	11 U	10 U
49 Hexachloroethane	ug/L	11 U	11 U	11 U	11 U	10 U
50 Indeno(1,2,3-cd)pyrene	ug/L	11 U	11 U	11 U	11 U	10 U
51 Isophorone	ug/L	11 U	11 U	11 U	11 U	10 U
52 N-Nitroso-di-n-ctopylamine	ug/L	11 U	11 U	55	53	10 U
53 N-Nitrosodiphenylamine (1)	ug/L	11 U	11 U	11 U	11 U	10 U
54 Naphthalene	ug/L	11 U	11 U	11 U	11 U	10 U
55 Nitrobenzene	ug/L	11 U	11 U	11 U	11 U	10 U
56 Pentachlorophenol	ug/L	27 U	28 U	84	89 E	26 U
57 Phenanthrene	ug/L	11 U	11 U	11 U	11 U	10 U
58 Phenol	ug/L	11 U	11 U	61	59	10 U
59 Pyrene	ug/L	11 U	11 U	51	51	10 U
60 benzo(k)fluoranthene	ug/L	11 U	11 U	11 U	11 U	10 U
61 bis(2-Chloroethoxy) methane	ug/L	11 U	11 U	11 U	11 U	10 U
62 bis(2-Chloroethyl) ether	ug/L	11 U	11 U	11 U	11 U	10 U
63 bis(2-Chloroisoctopyl) ether	ug/L	11 U	11 U	11 U	11 U	10 U
64 bis(2-Ethylhexyl)phthalate	ug/L	2 JB	4 JB	2 JB	8 JB	3 JB

SVOCs

SDG:	55106	55106	55106	55106	55106
STUDY ID:	PHASE 1	PHASE 1	PHASE 1	PHASE 1	PHASE 1
MATRIX:	WATER	WATER	WATER	WATER	WATER
LAB SAMP. ID:	279135	278790	278791	278792	278793
EPA SAMP. ID:	MW25-10	MW25-11	MW25-12D	MW25-13	MW25-14D
QC CODE:	SA	SA	SA	SA	SA
% MOISTURE:					
% SOLIDS:					

PARAMETER	UNIT	VALUE Q	VALUE Q	VALUE Q	VALUE Q	VALUE Q
1 1,2,4-Trichlorobenzene	ug/L	11 U	10 U	11 U	11 U	10 U
1 1,2,4-Trichlorobenzene	ug/L	11 U	10 U	11 U	11 U	10 U
2 1,2-Dichlorobenzene	ug/L	11 U	10 U	11 U	11 U	10 U
3 1,3-Dichlorobenzene	ug/L	11 U	10 U	11 U	11 U	10 U
4 1,4-Dichlorobenzene	ug/L	11 U	10 U	11 U	11 U	10 U
5 2,4,5-Trichlorophenol	ug/L	27 U	26 U	26 U	27 U	26 U
6 2,4,6-Trichlorophenol	ug/L	11 U	10 U	11 U	11 U	10 U
7 2,4-Dichlorophenol	ug/L	11 U	10 U	11 U	11 U	10 U
8 2,4-Dimethylphenol	ug/L	11 U	10 U	11 U	11 U	10 U
9 2,4-Dinitrophenol	ug/L	27 U	26 U	26 U	27 U	26 U
10 2,4-Dinitrotoluene	ug/L	11 U	10 U	11 U	11 U	10 U
11 2,6-Dinitrotoluene	ug/L	11 U	10 U	11 U	11 U	10 U
12 2-Chloronaphthalene	ug/L	11 U	10 U	11 U	11 U	10 U
13 2-Chlorophenol	ug/L	11 U	10 U	11 U	11 U	10 U
14 2-Methylnaphthalene	ug/L	11 U	10 U	11 U	11 U	10 U
15 2-Methylphenol	ug/L	11 U	10 U	11 U	11 U	10 U
16 2-Nitroaniline	ug/L	27 U	26 U	26 U	27 U	26 U
17 2-Nitrophenol	ug/L	11 U	10 U	11 U	11 U	10 U
18 3,3'-Dichlorobenzidine	ug/L	11 U	10 U	11 U	11 U	10 U
19 3-Nitroaniline	ug/L	27 U	26 U	26 U	27 U	26 U
20 4,6-Dinitro-2-methylphenol	ug/L	27 U	26 U	26 U	27 U	26 U
21 4-Bromophenyl-phenylether	ug/L	11 U	10 U	11 U	11 U	10 U
22 4-Chloro-3-methylphenol	ug/L	11 U	10 U	11 U	11 U	10 U
23 4-Chloroaniline	ug/L	11 U	10 U	11 U	11 U	10 U
24 4-Chlorophenyl-phenylether	ug/L	11 U	10 U	11 U	11 U	10 U
25 4-Methylphenol	ug/L	11 U	10 U	11 U	11 U	10 U
26 4-Nitroaniline	ug/L	27 U	26 U	26 U	27 U	26 U
27 4-Nitrophenol	ug/L	27 U	26 U	26 U	27 U	26 U
28 Acenaphthene	ug/L	11 U	10 U	11 U	11 U	10 U
29 Acenaphthylene	ug/L	11 U	10 U	11 U	11 U	10 U
30 Anthracene	ug/L	11 U	10 U	11 U	11 U	10 U
31 Benzo(a)anthracene	ug/L	11 U	10 U	11 U	11 U	10 U
32 Benzo(a)pyrene	ug/L	11 U	10 U	11 U	11 U	10 U
33 Benzo(b)fluoranthene	ug/L	11 U	10 U	11 U	11 U	10 U
34 Benzo(g,h,i)perylene	ug/L	11 U	10 U	11 U	11 U	10 U

SVOCs

SDG:	55106	55106	55106	55106	55106
STUDY ID:	PHASE 1	PHASE 1	PHASE 1	PHASE 1	PHASE 1
MATRIX:	WATER	WATER	WATER	WATER	WATER
LAB SAMP. ID:	279135	278790	278791	278792	278793
EPA SAMP. ID:	MW25-10	MW25-11	MW25-12D	MW25-13	MW25-14D
QC CODE:	SA	SA	SA	SA	SA
% MOISTURE:					
% SOLIDS:					

PARAMETER	UNIT	VALUE Q	VALUE Q	VALUE Q	VALUE Q	VALUE Q
1 1,2,4-Trichlorobenzene	ug/L	11 U	10 U	11 U	11 U	10 U
35 Butylbenzylphthalate	ug/L	11 U	10 U	11 U	11 U	10 U
36 Carbazole	ug/L	11 U	10 U	11 U	11 U	10 U
37 Chrysene	ug/L	11 U	10 U	11 U	11 U	10 U
38 Di-n-butylphthalate	ug/L	11 U	10 U	11 U	11 U	10 U
39 Di-n-oprylphthalate	ug/L	11 U	10 U	11 U	11 U	10 U
40 Dibenz(a,h)anthracene	ug/L	11 U	10 U	11 U	11 U	10 U
41 Dibenzofuran	ug/L	11 U	10 U	11 U	11 U	10 U
42 Diethylphthalate	ug/L	11 U	10 U	11 U	11 U	10 U
43 Dimethylphthalate	ug/L	11 U	10 U	11 U	11 U	10 U
44 Fluoranthene	ug/L	11 U	10 U	11 U	11 U	10 U
45 Fluorene	ug/L	11 U	10 U	11 U	11 U	10 U
46 Hexachlorobenzene	ug/L	11 U	10 U	11 U	11 U	10 U
47 Hexachlorobutadiene	ug/L	11 U	10 U	11 U	11 U	10 U
48 Hexachlorocyclopentadiene	ug/L	11 U	10 U	11 U	11 U	10 U
49 Hexachloroethane	ug/L	11 U	10 U	11 U	11 U	10 U
50 Indeno(1,2,3-cd)pyrene	ug/L	11 U	10 U	11 U	11 U	10 U
51 Isophorone	ug/L	11 U	10 U	11 U	11 U	10 U
52 N-Nitroso-di-n-ctopylamine	ug/L	11 U	10 U	11 U	11 U	10 U
53 N-Nitrosodiphenylamine (1)	ug/L	11 U	10 U	11 U	11 U	10 U
54 Naphthalene	ug/L	11 U	10 U	11 U	11 U	10 U
55 Nitrobenzene	ug/L	11 U	10 U	11 U	11 U	10 U
56 Pentachlorophenol	ug/L	27 U	26 U	26 U	27 U	26 U
57 Phenanthrene	ug/L	11 U	10 U	11 U	11 U	10 U
58 Phenol	ug/L	11 U	10 U	11 U	11 U	10 U
59 Pyrene	ug/L	11 U	10 U	11 U	11 U	10 U
60 benzo(k)fluoranthene	ug/L	11 U	10 U	11 U	11 U	10 U
61 bis(2-Chloroethoxy) methane	ug/L	11 U	10 U	11 U	11 U	10 U
62 bis(2-Chloroethyl) ether	ug/L	11 U	10 U	11 U	11 U	10 U
63 bis(2-Chloroisooctyl) ether	ug/L	11 U	10 U	11 U	11 U	10 U
64 bis(2-Ethylhexyl)phthalate	ug/L	2 JB	6 JB	4 JB	15 B	13 B

SVOCs

SDG:	55106	55106	55106	55106	55106
STUDY ID:	PHASE 1	PHASE 1	PHASE 1	PHASE 1	PHASE 1
MATRIX:	WATER	WATER	WATER	WATER	WATER
LAB SAMP. ID:	279033	279034	279035	279766	279136
EPA SAMP. ID:	MW25-15	MW25-16D	MW25-17	MW25-18	MW25-19
QC CODE:	SA	SA	SA	SA	SA
% MOISTURE:					
% SOLIDS:					

PARAMETER	UNIT	VALUE Q	VALUE Q	VALUE Q	VALUE Q	VALUE Q
1 1,2,4-Trichlorobenzene	ug/L	10 U	10 U	10 U	10 U	10 U
1 1,2,4-Trichlorobenzene	ug/L	10 U	10 U	10 U	10 U	10 U
2 1,2-Dichlorobenzene	ug/L	10 U	10 U	10 U	10 U	10 U
3 1,3-Dichlorobenzene	ug/L	10 U	10 U	10 U	10 U	10 U
4 1,4-Dichlorobenzene	ug/L	10 U	10 U	10 U	10 U	10 U
5 2,4,5-Trichlorophenol	ug/L	26 U	26 U	26 U	26 U	26 U
6 2,4,6-Trichlorophenol	ug/L	10 U	10 U	10 U	10 U	10 U
7 2,4-Dichlorophenol	ug/L	10 U	10 U	10 U	10 U	10 U
8 2,4-Dimethylphenol	ug/L	10 U	10 U	10 U	10 U	10 U
9 2,4-Dinitrophenol	ug/L	26 U	26 U	26 U	26 U	26 U
10 2,4-Dinitrotoluene	ug/L	10 U	10 U	10 U	10 U	10 U
11 2,6-Dinitrotoluene	ug/L	10 U	10 U	10 U	10 U	10 U
12 2-Chloronaphthalene	ug/L	10 U	10 U	10 U	10 U	10 U
13 2-Chlorophenol	ug/L	10 U	10 U	10 U	10 U	10 U
14 2-Methylnaphthalene	ug/L	10 U	10 U	10 U	10 U	10 U
15 2-Methylphenol	ug/L	10 U	10 U	10 U	10 U	10 U
16 2-Nitroaniline	ug/L	26 U	26 U	26 U	26 U	26 U
17 2-Nitrophenol	ug/L	10 U	10 U	10 U	10 U	10 U
18 3,3'-Dichlorobenzidine	ug/L	10 U	10 U	10 U	10 U	10 U
19 3-Nitroaniline	ug/L	26 U	26 U	26 U	26 U	26 U
20 4,6-Dinitro-2-methylphenol	ug/L	26 U	26 U	26 U	26 U	26 U
21 4-Bromophenyl-phenylether	ug/L	10 U	10 U	10 U	10 U	10 U
22 4-Chloro-3-methylphenol	ug/L	10 U	10 U	10 U	10 U	10 U
23 4-Chloroaniline	ug/L	10 U	10 U	10 U	10 U	10 U
24 4-Chlorophenyl-phenylether	ug/L	10 U	10 U	10 U	10 U	10 U
25 4-Methylphenol	ug/L	10 U	10 U	10 U	10 U	10 U
26 4-Nitroaniline	ug/L	26 U	26 U	26 U	26 U	26 U
27 4-Nitrophenol	ug/L	26 U	26 U	26 U	26 U	26 U
28 Acenaphthene	ug/L	10 U	10 U	10 U	10 U	10 U
29 Acenaphthylene	ug/L	10 U	10 U	10 U	10 U	10 U
30 Anthracene	ug/L	10 U	10 U	10 U	10 U	10 U
31 Benzo(a)anthracene	ug/L	10 U	10 U	10 U	10 U	10 U
32 Benzo(a)pyrene	ug/L	10 U	10 U	10 U	10 U	10 U
33 Benzo(b)fluoranthene	ug/L	10 U	10 U	10 U	10 U	10 U
34 Benzo(g,h,i)perylene	ug/L	10 U	10 U	10 U	10 U	10 U

SVOCs

SDG:	55106	55106	55106	55106	55106
STUDY ID:	PHASE 1	PHASE 1	PHASE 1	PHASE 1	PHASE 1
MATRIX:	WATER	WATER	WATER	WATER	WATER
LAB SAMP. ID:	279033	279034	279035	279766	279136
EPA SAMP. ID:	MW25-15	MW25-16D	MW25-17	MW25-18	MW25-19
QC CODE:	SA	SA	SA	SA	SA
% MOISTURE:					
% SOLIDS:					

PARAMETER	UNIT	VALUE Q	VALUE Q	VALUE Q	VALUE Q	VALUE Q
1 1,2,4-Trichlorobenzene	ug/L	10 U	10 U	10 U	10 U	10 U
35 Butylbenzylphthalate	ug/L	10 U	10 U	10 U	10 U	10 U
36 Carbazole	ug/L	10 U	10 U	10 U	10 U	10 U
37 Chrysene	ug/L	10 U	10 U	10 U	10 U	10 U
38 Di-n-butylphthalate	ug/L	10 U	10 U	10 U	10 U	10 U
39 Di-n-oprylphthalate	ug/L	10 U	10 U	10 U	10 U	10 U
40 Dibenz(a,h)anthracene	ug/L	10 U	10 U	10 U	10 U	10 U
41 Dibenzofuran	ug/L	10 U	10 U	10 U	10 U	10 U
42 Diethylphthalate	ug/L	10 U	10 U	10 U	10 U	10 U
43 Dimethylphthalate	ug/L	10 U	10 U	10 U	10 U	10 U
44 Fluoranthene	ug/L	10 U	10 U	10 U	10 U	10 U
45 Fluorene	ug/L	10 U	10 U	10 U	10 U	10 U
46 Hexachlorobenzene	ug/L	10 U	10 U	10 U	10 U	10 U
47 Hexachlorobutadiene	ug/L	10 U	10 U	10 U	10 U	10 U
48 Hexachlorocyclopentadiene	ug/L	10 U	10 U	10 U	10 U	10 U
49 Hexachloroethane	ug/L	10 U	10 U	10 U	10 U	10 U
50 Indeno(1,2,3-cd)pyrene	ug/L	10 U	10 U	10 U	10 U	10 U
51 Isophorone	ug/L	10 U	10 U	10 U	10 U	10 U
52 N-Nitroso-di-n-ctopylamine	ug/L	10 U	10 U	10 U	10 U	10 U
53 N-Nitrosodiphenylamine (1)	ug/L	10 U	10 U	10 U	10 U	10 U
54 Naphthalene	ug/L	10 U	10 U	10 U	10 U	10 U
55 Nitrobenzene	ug/L	10 U	10 U	10 U	10 U	10 U
56 Pentachlorophenol	ug/L	26 U	26 U	26 U	26 U	26 U
57 Phenanthrene	ug/L	10 U	10 U	10 U	10 U	10 U
58 Phenol	ug/L	10 U	10 U	10 U	10 U	10 U
59 Pyrene	ug/L	10 U	10 U	10 U	10 U	10 U
60 benzo(k)fluoranthene	ug/L	10 U	10 U	10 U	10 U	10 U
61 bis(2-Chloroethoxy) methane	ug/L	10 U	10 U	10 U	10 U	10 U
62 bis(2-Chloroethyl) ether	ug/L	10 U	10 U	10 U	10 U	10 U
63 bis(2-Chloroisooctopyl) ether	ug/L	10 U	10 U	10 U	10 U	10 U
64 bis(2-Ethylhexyl)phthalate	ug/L	4 JB	1 JB	6 JB	13 B	2 JB

SVOCs

SDG:	55106	55106	55106	55106	55106
STUDY ID:	PHASE 1	PHASE 1	PHASE 1	PHASE 1	PHASE 1
MATRIX:	WATER	WATER	WATER	WATER	WATER
LAB SAMP. ID:	279978	278844	278504	278845	279133
EPA SAMP. ID:	MW25-2	MW25-3	MW25-4D	MW25-5D	MW25-6
QC CODE:	SA	SA	SA	SA	SA
% MOISTURE:					
% SOLIDS:					

PARAMETER	UNIT	VALUE Q	VALUE Q	VALUE Q	VALUE Q	VALUE Q
1 1,2,4-Trichlorobenzene	ug/L	21 U	11 U	10 U	10 U	11 U
1 1,2,4-Trichlorobenzene	ug/L	21 U	11 U	10 U	10 U	11 U
2 1,2-Dichlorobenzene	ug/L	21 U	11 U	10 U	10 U	11 U
3 1,3-Dichlorobenzene	ug/L	21 U	11 U	10 U	10 U	11 U
4 1,4-Dichlorobenzene	ug/L	21 U	11 U	10 U	10 U	11 U
5 2,4,5-Trichlorophenol	ug/L	52 U	26 U	25 U	26 U	27 U
6 2,4,6-Trichlorophenol	ug/L	21 U	11 U	10 U	10 U	11 U
7 2,4-Dichlorophenol	ug/L	21 U	11 U	10 U	10 U	11 U
8 2,4-Dimethylphenol	ug/L	29	11 U	10 U	10 U	11 U
9 2,4-Dinitrophenol	ug/L	52 U	26 U	25 U	26 U	27 U
10 2,4-Dinitrotoluene	ug/L	21 U	11 U	10 U	10 U	11 U
11 2,6-Dinitrotoluene	ug/L	21 U	11 U	10 U	10 U	11 U
12 2-Chloronaphthalene	ug/L	21 U	11 U	10 U	10 U	11 U
13 2-Chlorophenol	ug/L	21 U	11 U	10 U	10 U	11 U
14 2-Methylnaphthalene	ug/L	46	11 U	10 U	10 U	11 U
15 2-Methylphenol	ug/L	8 J	11 U	10 U	10 U	11 U
16 2-Nitroaniline	ug/L	52 U	26 U	25 U	26 U	27 U
17 2-Nitrophenol	ug/L	21 U	11 U	10 U	10 U	11 U
18 3,3'-Dichlorobenzidine	ug/L	21 U	11 U	10 U	10 U	11 U
19 3-Nitroaniline	ug/L	52 U	26 U	25 U	26 U	27 U
20 4,6-Dinitro-2-methylphenol	ug/L	52 U	26 U	25 U	26 U	27 U
21 4-Bromophenyl-phenylether	ug/L	21 U	11 U	10 U	10 U	11 U
22 4-Chloro-3-methylphenol	ug/L	21 U	11 U	10 U	10 U	11 U
23 4-Chloroaniline	ug/L	21 U	11 U	10 U	10 U	11 U
24 4-Chlorophenyl-phenylether	ug/L	21 U	11 U	10 U	10 U	11 U
25 4-Methylphenol	ug/L	21 U	11 U	10 U	10 U	11 U
26 4-Nitroaniline	ug/L	52 U	26 U	25 U	26 U	27 U
27 4-Nitrophenol	ug/L	52 U	26 U	25 U	26 U	27 U
28 Acenaphthene	ug/L	21 U	11 U	10 U	10 U	11 U
29 Acenaphthylene	ug/L	21 U	11 U	10 U	10 U	11 U
30 Anthracene	ug/L	21 U	11 U	10 U	10 U	11 U
31 Benzo(a)anthracene	ug/L	21 U	11 U	10 U	10 U	11 U
32 Benzo(a)pyrene	ug/L	21 U	11 U	10 U	10 U	11 U
33 Benzo(b)fluoranthene	ug/L	21 U	11 U	10 U	10 U	11 U
34 Benzo(g,h,i)perylene	ug/L	21 U	11 U	10 U	10 U	11 U

SVOCs

	SDG:	55106	55106	55106	55106	55106
	STUDY ID:	PHASE 1	PHASE 1	PHASE 1	PHASE 1	PHASE 1
	MATRIX:	WATER	WATER	WATER	WATER	WATER
	LAB SAMP. ID:	279978	278844	278504	278845	279133
	EPA SAMP. ID:	MW25-2	MW25-3	MW25-4D	MW25-5D	MW25-6
	QC CODE:	SA	SA	SA	SA	SA
	% MOISTURE:					
	% SOLIDS:					
PARAMETER	UNIT	VALUE Q	VALUE Q	VALUE Q	VALUE Q	VALUE Q
1 1,2,4-Trichlorobenzene	ug/L	21 U	11 U	10 U	10 U	11 U
35 Butylbenzylphthalate	ug/L	21 U	11 U	10 U	10 U	11 U
36 Carbazole	ug/L	21 U	11 U	10 U	10 U	11 U
37 Chrysene	ug/L	21 U	11 U	10 U	10 U	11 U
38 Di-n-butylphthalate	ug/L	21 U	11 U	10 U	10 U	11 U
39 Di-n-oprylphthalate	ug/L	21 U	11 U	10 U	10 U	11 U
40 Dibenz(a,h)anthracene	ug/L	21 U	11 U	10 U	10 U	11 U
41 Dibenzofuran	ug/L	21 U	11 U	10 U	10 U	11 U
42 Diethylphthalate	ug/L	21 U	11 U	10 U	10 U	11 U
43 Dimethylphthalate	ug/L	21 U	11 U	10 U	10 U	11 U
44 Fluoranthene	ug/L	21 U	11 U	10 U	10 U	11 U
45 Fluorene	ug/L	21 U	11 U	10 U	10 U	11 U
46 Hexachlorobenzene	ug/L	21 U	11 U	10 U	10 U	11 U
47 Hexachlorobutadiene	ug/L	21 U	11 U	10 U	10 U	11 U
48 Hexachlorocyclopentadiene	ug/L	21 U	11 U	10 U	10 U	11 U
49 Hexachloroethane	ug/L	21 U	11 U	10 U	10 U	11 U
50 Indeno(1,2,3-cd)pyrene	ug/L	21 U	11 U	10 U	10 U	11 U
51 Isophorone	ug/L	21 U	11 U	10 U	10 U	11 U
52 N-Nitroso-di-n-ctopylamine	ug/L	21 U	11 U	10 U	10 U	11 U
53 N-Nitrosodiphenylamine (1)	ug/L	21 U	11 U	10 U	10 U	11 U
54 Naphthalene	ug/L	110	11 U	10 U	10 U	11 U
55 Nitrobenzene	ug/L	21 U	11 U	10 U	10 U	11 U
56 Pentachlorophenol	ug/L	52 U	26 U	25 U	26 U	27 U
57 Phenanthrene	ug/L	1 J	11 U	10 U	10 U	11 U
58 Phenol	ug/L	21 U	11 U	10 U	10 U	11 U
59 Pyrene	ug/L	21 U	11 U	10 U	10 U	11 U
60 benzo(k)fluoranthene	ug/L	21 U	11 U	10 U	10 U	11 U
61 bis(2-Chloroethoxy) methane	ug/L	21 U	11 U	10 U	10 U	11 U
62 bis(2-Chloroethyl) ether	ug/L	21 U	11 U	10 U	10 U	11 U
63 bis(2-Chloroisooctyl) ether	ug/L	21 U	11 U	10 U	10 U	11 U
64 bis(2-Ethylhexyl)phthalate	ug/L	15 JB	5 JB	3 JB	5 JB	2 JB

SVOCs

SDG:	55106	55106	55106
STUDY ID:	PHASE 1	PHASE 1	PHASE 1
MATRIX:	WATER	WATER	WATER
LAB SAMP. ID:	279134	279765	274848
EPA SAMP. ID:	MW25-7D	MW25-8	MW25-9
QC CODE:	SA	SA	SA
% MOISTURE:			
% SOLIDS:			

PARAMETER	UNIT	VALUE Q	VALUE Q	VALUE Q
1 1,2,4-Trichlorobenzene	ug/L	10 U	10 U	10 U
1 1,2,4-Trichlorobenzene	ug/L	10 U	10 U	10 U
2 1,2-Dichlorobenzene	ug/L	10 U	10 U	10 U
3 1,3-Dichlorobenzene	ug/L	10 U	10 U	10 U
4 1,4-Dichlorobenzene	ug/L	10 U	10 U	10 U
5 2,4,5-Trichlorophenol	ug/L	26 U	26 U	26 U
6 2,4,6-Trichlorophenol	ug/L	10 U	10 U	10 U
7 2,4-Dichlorophenol	ug/L	10 U	10 U	10 U
8 2,4-Dimethylphenol	ug/L	10 U	10 U	10 U
9 2,4-Dinitrophenol	ug/L	26 U	26 U	26 U
10 2,4-Dinitrotoluene	ug/L	10 U	10 U	10 U
11 2,6-Dinitrotoluene	ug/L	10 U	10 U	10 U
12 2-Chloronaphthalene	ug/L	10 U	10 U	10 U
13 2-Chlorophenol	ug/L	10 U	10 U	10 U
14 2-Methylnaphthalene	ug/L	10 U	10 U	10 U
15 2-Methylphenol	ug/L	10 U	10 U	10 U
16 2-Nitroaniline	ug/L	26 U	26 U	26 U
17 2-Nitrophenol	ug/L	10 U	10 U	10 U
18 3,3'-Dichlorobenzidine	ug/L	10 U	10 U	10 U
19 3-Nitroaniline	ug/L	26 U	26 U	26 U
20 4,6-Dinitro-2-methylphenol	ug/L	26 U	26 U	26 U
21 4-Bromophenyl-phenylether	ug/L	10 U	10 U	10 U
22 4-Chloro-3-methylphenol	ug/L	10 U	10 U	10 U
23 4-Chloroaniline	ug/L	10 U	10 U	10 U
24 4-Chlorophenyl-phenylether	ug/L	10 U	10 U	10 U
25 4-Methylphenol	ug/L	10 U	10 U	10 U
26 4-Nitroaniline	ug/L	26 U	26 U	26 U
27 4-Nitrophenol	ug/L	26 U	26 U	26 U
28 Acenaphthene	ug/L	10 U	10 U	10 U
29 Acenaphthylene	ug/L	10 U	10 U	10 U
30 Anthracene	ug/L	10 U	10 U	10 U
31 Benzo(a)anthracene	ug/L	10 U	10 U	10 U
32 Benzo(a)pyrene	ug/L	10 U	10 U	10 U
33 Benzo(b)fluoranthene	ug/L	10 U	10 U	10 U
34 Benzo(g,h,i)perylene	ug/L	10 U	10 U	10 U

SVOCs

SDG:	55106	55106	55106
STUDY ID:	PHASE 1	PHASE 1	PHASE 1
MATRIX:	WATER	WATER	WATER
LAB SAMP. ID:	279134	279765	274848
EPA SAMP. ID:	MW25-7D	MW25-8	MW25-9
QC CODE:	SA	SA	SA
% MOISTURE:			
% SOLIDS:			

PARAMETER	UNIT	VALUE Q	VALUE Q	VALUE Q
1 1,2,4-Trichlorobenzene	ug/L	10 U	10 U	10 U
35 Butylbenzylphthalate	ug/L	10 U	10 U	10 U
36 Carbazole	ug/L	10 U	10 U	10 U
37 Chrysene	ug/L	10 U	10 U	10 U
38 Di-n-butylphthalate	ug/L	10 U	10 U	10 U
39 Di-n-oprylphthalate	ug/L	10 U	10 U	10 U
40 Dibenz(a,h)anthracene	ug/L	10 U	10 U	10 U
41 Dibenzofuran	ug/L	10 U	10 U	10 U
42 Diethylphthalate	ug/L	10 U	10 U	10 U
43 Dimethylphthalate	ug/L	10 U	10 U	10 U
44 Fluoranthene	ug/L	10 U	10 U	10 U
45 Fluorene	ug/L	10 U	10 U	10 U
46 Hexachlorobenzene	ug/L	10 U	10 U	10 U
47 Hexachlorobutadiene	ug/L	10 U	10 U	10 U
48 Hexachlorocyclopentadiene	ug/L	10 U	10 U	10 U
49 Hexachloroethane	ug/L	10 U	10 U	10 U
50 Indeno(1,2,3-cd)pyrene	ug/L	10 U	10 U	10 U
51 Isophorone	ug/L	10 U	10 U	10 U
52 N-Nitroso-di-n-ctopylamine	ug/L	10 U	10 U	10 U
53 N-Nitrosodiphenylamine (1)	ug/L	10 U	10 U	10 U
54 Naphthalene	ug/L	10 U	10 U	2 J
55 Nitrobenzene	ug/L	10 U	10 U	10 U
56 Pentachlorophenol	ug/L	26 U	26 U	26 U
57 Phenanthrene	ug/L	10 U	10 U	10 U
58 Phenol	ug/L	10 U	10 U	10 U
59 Pyrene	ug/L	10 U	10 U	10 U
60 benzo(k)fluoranthene	ug/L	10 U	10 U	10 U
61 bis(2-Chloroethoxy) methane	ug/L	10 U	10 U	10 U
62 bis(2-Chloroethyl) ether	ug/L	10 U	10 U	10 U
63 bis(2-Chloroisooctyl) ether	ug/L	10 U	10 U	10 U
64 bis(2-Ethylhexyl)phthalate	ug/L	2 JB	9 JB	6 JB

PESTICIDES

SDG:	55106	55106	55106	55106	55106	55106	55106	55106
STUDY ID:	PHASE 1	PHASE 1	PHASE 1	PHASE 1	PHASE 1	PHASE 1	PHASE 1	PHASE 1
MATRIX:	WATER	WATER	WATER	WATER	WATER	WATER	WATER	WATER
LAB SAMP. ID:	278847	278846	278791	278791	279132	279135	278790	278790
EPA SAMP. ID:	MW25-50	MW25-5DR	MW25-12DMS	MW25-12DMS	MW25-1	MW25-1	MW25-10	MW25-11
QC CODE:	DU	FB	MS	MS	MSD	SA	SA	SA
% MOISTURE:								
% SOLIDS:								

PARAMETER	UNIT	VALUE Q	VALUE Q	VALUE Q	VALUE Q	VALUE Q	VALUE Q	VALUE Q
1 4,4'-DDD	UG/L	0.11 U	0.11 U	0.12 U	0.12 U	0.1 U	0.1 U	0.1 U
2 4,4'-DDE	UG/L	0.11 U	0.11 U	0.12 U	0.12 U	0.1 U	0.1 U	0.1 U
3 4,4'-DDT	UG/L	0.11 U	0.11 U	1.2	1.1	0.1 U	0.1 U	0.1 U
4 Aldrin	UG/L	0.053 U	0.054 U	0.6	0.56	0.051 U	0.05 U	0.051 U
5 Aroclor-1016	UG/L	1.1 U	1.1 U	1.2 U	1.2 U	1 U	1 U	1 U
6 Aroclor-1221	UG/L	2.1 U	2.2 U	2.5 U	2.3 U	2 U	2 U	2 U
7 Aroclor-1232	UG/L	1.1 U	1.1 U	1.2 U	1.2 U	1 U	1 U	1 U
8 Aroclor-1242	UG/L	1.1 U	1.1 U	1.2 U	1.2 U	1 U	1 U	1 U
9 Aroclor-1248	UG/L	1.1 U	1.1 U	1.2 U	1.2 U	1 U	1 U	1 U
10 Aroclor-1254	UG/L	1.1 U	1.1 U	1.2 U	1.2 U	1 U	1 U	1 U
11 Aroclor-1260	UG/L	1.1 U	1.1 U	1.2 U	1.2 U	1 U	1 U	1 U
12 Dieldrin	UG/L	0.11 U	0.11 U	1.2	1.1	0.1 U	0.1 U	0.1 U
13 Endosulfan I	UG/L	0.053 U	0.054 U	0.062 U	0.058 U	0.051 U	0.05 U	0.051 U
14 Endosulfan II	UG/L	0.11 U	0.11 U	0.12 U	0.12 U	0.1 U	0.1 U	0.1 U
15 Endosulfan sulfate	UG/L	0.11 U	0.11 U	0.12 U	0.12 U	0.1 U	0.1 U	0.1 U
16 Endrin	UG/L	0.11 U	0.11 U	1.1	1.1	0.1 U	0.1 U	0.1 U
17 Endrin aldehyde	UG/L	0.11 U	0.11 U	0.12 U	0.12 U	0.1 U	0.1 U	0.1 U
18 Endrin ketone	UG/L	0.11 U	0.11 U	0.12 U	0.12 U	0.1 U	0.1 U	0.1 U
19 Heptachlor	UG/L	0.053 U	0.054 U	0.53	0.49	0.051 U	0.05 U	0.051 U
20 Heptachlor epoxide	UG/L	0.053 U	0.054 U	0.062 U	0.058 U	0.051 U	0.05 U	0.051 U
21 Methoxychlor	UG/L	0.53 U	0.54 U	0.62 U	0.58 U	0.51 U	0.5 U	0.51 U
22 Toxaphene	UG/L	5.3 U	5.4 U	6.2 U	5.8 U	5.1 U	5 U	5.1 U
23 alpha-BHC	UG/L	0.053 U	0.054 U	0.062 U	0.058 U	0.051 U	0.05 U	0.051 U
24 alpha-Chlordane	UG/L	0.053 U	0.054 U	0.062 U	0.058 U	0.051 U	0.05 U	0.051 U
25 beta-BHC	UG/L	0.053 U	0.054 U	0.062 U	0.058 U	0.051 U	0.05 U	0.051 U
26 delta-BHC	UG/L	0.053 U	0.054 U	0.062 U	0.058 U	0.051 U	0.05 U	0.051 U
27 gamma-BHC (Lindane)	UG/L	0.053 U	0.054 U	0.56	0.52	0.051 U	0.05 U	0.051 U
28 gamma-Chlordane	UG/L	0.053 U	0.054 U	0.062 U	0.058 U	0.051 U	0.05 U	0.051 U

PESTICIDES

SDG:	55106	55106	55106	55106	55106
STUDY ID:	PHASE 1	PHASE 1	PHASE 1	PHASE 1	PHASE 1
MATRIX:	WATER	WATER	WATER	WATER	WATER
LAB SAMP. ID:	278791	278792	278793	279033	279034
EPA SAMP. ID:	MW25-12D	MW25-13	MW25-14D	MW25-15	MW25-16D
QC CODE:	SA	SA	SA	SA	SA
% MOISTURE:					
% SOLIDS:					

PARAMETER	UNIT	VALUE Q	VALUE Q	VALUE Q	VALUE Q	VALUE Q
1 4,4'-DDD	UG/L	0.11 U	0.11 U	0.1 U	0.1 U	0.1 U
2 4,4'-DDE	UG/L	0.11 U	0.11 U	0.1 U	0.1 U	0.1 U
3 4,4'-DDT	UG/L	0.11 U	0.11 U	0.1 U	0.1 U	0.1 U
4 Aldrin	UG/L	0.054 U	0.055 U	0.05 U	0.052 U	0.052 U
5 Aroclor-1016	UG/L	1.1 U	1.1 U	1 U	1 U	1 U
6 Aroclor-1221	UG/L	2.2 U	2.2 U	2 U	2.1 U	2.1 U
7 Aroclor-1232	UG/L	1.1 U	1.1 U	1 U	1 U	1 U
8 Aroclor-1242	UG/L	1.1 U	1.1 U	1 U	1 U	1 U
9 Aroclor-1248	UG/L	1.1 U	1.1 U	1 U	1 U	1 U
10 Aroclor-1254	UG/L	1.1 U	1.1 U	1 U	1 U	1 U
11 Aroclor-1260	UG/L	1.1 U	1.1 U	1 U	1 U	1 U
12 Dieldrin	UG/L	0.11 U	0.11 U	0.1 U	0.1 U	0.1 U
13 Endosulfan I	UG/L	0.054 U	0.055 U	0.05 U	0.052 U	0.052 U
14 Endosulfan II	UG/L	0.11 U	0.11 U	0.1 U	0.1 U	0.1 U
15 Endosulfan sulfate	UG/L	0.11 U	0.11 U	0.1 U	0.1 U	0.1 U
16 Endrin	UG/L	0.11 U	0.11 U	0.1 U	0.1 U	0.1 U
17 Endrin aldehyde	UG/L	0.11 U	0.11 U	0.1 U	0.1 U	0.1 U
18 Endrin ketone	UG/L	0.11 U	0.11 U	0.1 U	0.1 U	0.1 U
19 Heptachlor	UG/L	0.054 U	0.055 U	0.05 U	0.052 U	0.052 U
20 Heptachlor epoxide	UG/L	0.054 U	0.055 U	0.05 U	0.052 U	0.052 U
21 Methoxychlor	UG/L	0.54 U	0.55 U	0.5 U	0.52 U	0.52 U
22 Toxaphene	UG/L	5.4 U	5.5 U	5 U	5.2 U	5.2 U
23 alpha-BHC	UG/L	0.054 U	0.055 U	0.05 U	0.052 U	0.052 U
24 alpha-Chlordane	UG/L	0.054 U	0.055 U	0.05 U	0.052 U	0.052 U
25 beta-BHC	UG/L	0.054 U	0.055 U	0.05 U	0.052 U	0.052 U
26 delta-BHC	UG/L	0.054 U	0.055 U	0.05 U	0.052 U	0.052 U
27 gamma-BHC (Lindane)	UG/L	0.054 U	0.055 U	0.05 U	0.052 U	0.052 U
28 gamma-Chlordane	UG/L	0.054 U	0.055 U	0.05 U	0.052 U	0.052 U

PESTICIDES

SDG:	55106	55106	55106	55106	55106
STUDY ID:	PHASE 1	PHASE 1	PHASE 1	PHASE 1	PHASE 1
MATRIX:	WATER	WATER	WATER	WATER	WATER
LAB SAMP. ID:	279035	279766	279136	279978	278844
EPA SAMP. ID:	MW25-17	MW25-18	MW25-19	MW25-2	MW25-3
QC CODE:	SA	SA	SA	SA	SA
% MOISTURE:					
% SOLIDS:					

PARAMETER	UNIT	VALUE Q	VALUE Q	VALUE Q	VALUE Q	VALUE Q
1 4,4'-DDD	UG/L	0.1 U	0.1 U	0.1 U	0.1 U	0.1 U
2 4,4'-DDE	UG/L	0.1 U	0.1 U	0.1 U	0.1 U	0.1 U
3 4,4'-DDT	UG/L	0.1 U	0.1 U	0.1 U	0.1 U	0.1 U
4 Aldrin	UG/L	0.052 U	0.05 U	0.05 U	0.052 U	0.052 U
5 Aroclor-1016	UG/L	1 U	1 U	1 U	1 U	1 U
6 Aroclor-1221	UG/L	2.1 U	2 U	2 U	2.1 U	2.1 U
7 Aroclor-1232	UG/L	1 U	1 U	1 U	1 U	1 U
8 Aroclor-1242	UG/L	1 U	1 U	1 U	1 U	1 U
9 Aroclor-1248	UG/L	1 U	1 U	1 U	1 U	1 U
10 Aroclor-1254	UG/L	1 U	1 U	1 U	1 U	1 U
11 Aroclor-1260	UG/L	1 U	1 U	1 U	1 U	1 U
12 Dieldrin	UG/L	0.1 U	0.1 U	0.1 U	0.1 U	0.1 U
13 Endosulfan I	UG/L	0.052 U	0.05 U	0.05 U	0.052 U	0.052 U
14 Endosulfan II	UG/L	0.1 U	0.1 U	0.1 U	0.1 U	0.1 U
15 Endosulfan sulfate	UG/L	0.1 U	0.1 U	0.1 U	0.1 U	0.1 U
16 Endrin	UG/L	0.1 U	0.1 U	0.1 U	0.1 U	0.1 U
17 Endrin aldehyde	UG/L	0.1 U	0.1 U	0.1 U	0.1 U	0.1 U
18 Endrin ketone	UG/L	0.1 U	0.1 U	0.1 U	0.1 U	0.1 U
19 Heptachlor	UG/L	0.052 U	0.05 U	0.05 U	0.052 U	0.052 U
20 Heptachlor epoxide	UG/L	0.052 U	0.05 U	0.05 U	0.052 U	0.052 U
21 Methoxychlor	UG/L	0.52 U	0.5 U	0.5 U	0.52 U	0.52 U
22 Toxaphene	UG/L	5.2 U	5 U	5 U	5.2 U	5.2 U
23 alpha-BHC	UG/L	0.052 U	0.05 U	0.05 U	0.052 U	0.052 U
24 alpha-Chlordane	UG/L	0.052 U	0.05 U	0.05 U	0.052 U	0.052 U
25 beta-BHC	UG/L	0.052 U	0.05 U	0.05 U	0.052 U	0.052 U
26 delta-BHC	UG/L	0.052 U	0.05 U	0.05 U	0.052 U	0.052 U
27 gamma-BHC (Lindane)	UG/L	0.052 U	0.05 U	0.05 U	0.052 U	0.052 U
28 gamma-Chlordane	UG/L	0.052 U	0.05 U	0.05 U	0.052 U	0.052 U

PESTICIDES

SDG:	55106	55106	55106	55106	55106	55106
STUDY ID:	PHASE 1	PHASE 1	PHASE 1	PHASE 1	PHASE 1	PHASE 1
MATRIX:	WATER	WATER	WATER	WATER	WATER	WATER
LAB SAMP. ID:	278504	278845	279133	279134	279765	278848
EPA SAMP. ID:	MW25-4D	MW25-5D	MW25-6	MW25-7D	MW25-8	MW25-9
QC CODE:	SA	SA	SA	SA	SA	SA
% MOISTURE:						
% SOLIDS:						

PARAMETER	UNIT	VALUE Q	VALUE Q	VALUE Q	VALUE Q	VALUE Q	VALUE Q
1 4,4'-DDD	UG/L	0.1 U	0.11 U	0.1 U	0.11 U	0.1 U	0.1 U
2 4,4'-DDE	UG/L	0.1 U	0.11 U	0.1 U	0.11 U	0.1 U	0.1 U
3 4,4'-DDT	UG/L	0.1 U	0.11 U	0.1 U	0.11 U	0.1 U	0.1 U
4 Aldrin	UG/L	0.051 U	0.053 U	0.05 U	0.055 U	0.05 U	0.052 U
5 Aroclor-1016	UG/L	1 U	1.1 U	1 U	1.1 U	1 U	1 U
6 Aroclor-1221	UG/L	2 U	2.1 U	2 U	2.2 U	2 U	2.1 U
7 Aroclor-1232	UG/L	1 U	1.1 U	1 U	1.1 U	1 U	1 U
8 Aroclor-1242	UG/L	1 U	1.1 U	1 U	1.1 U	1 U	1 U
9 Aroclor-1248	UG/L	1 U	1.1 U	1 U	1.1 U	1 U	1 U
10 Aroclor-1254	UG/L	1 U	1.1 U	1 U	1.1 U	1 U	1 U
11 Aroclor-1260	UG/L	1 U	1.1 U	1 U	1.1 U	1 U	1 U
12 Dieldrin	UG/L	0.1 U	0.11 U	0.1 U	0.11 U	0.1 U	0.1 U
13 Endosulfan I	UG/L	0.051 U	0.053 U	0.05 U	0.055 U	0.05 U	0.052 U
14 Endosulfan II	UG/L	0.1 U	0.11 U	0.1 U	0.11 U	0.1 U	0.1 U
15 Endosulfan sulfate	UG/L	0.1 U	0.11 U	0.1 U	0.11 U	0.1 U	0.1 U
16 Endrin	UG/L	0.1 U	0.11 U	0.1 U	0.11 U	0.1 U	0.1 U
17 Endrin aldehyde	UG/L	0.1 U	0.11 U	0.1 U	0.11 U	0.1 U	0.1 U
18 Endrin ketone	UG/L	0.1 U	0.11 U	0.1 U	0.11 U	0.1 U	0.1 U
19 Heptachlor	UG/L	0.051 U	0.053 U	0.05 U	0.055 U	0.05 U	0.052 U
20 Heptachlor epoxide	UG/L	0.051 U	0.053 U	0.05 U	0.055 U	0.05 U	0.052 U
21 Methoxychlor	UG/L	0.51 U	0.53 U	0.5 U	0.55 U	0.5 U	0.52 U
22 Toxaphene	UG/L	5.1 U	5.3 U	5 U	5.5 U	5 U	5.2 U
23 alpha-BHC	UG/L	0.051 U	0.053 U	0.05 U	0.055 U	0.05 U	0.052 U
24 alpha-Chlordane	UG/L	0.051 U	0.053 U	0.05 U	0.055 U	0.05 U	0.052 U
25 beta-BHC	UG/L	0.051 U	0.053 U	0.05 U	0.055 U	0.05 U	0.052 U
26 delta-BHC	UG/L	0.051 U	0.053 U	0.05 U	0.055 U	0.05 U	0.052 U
27 gamma-BHC (Lindane)	UG/L	0.051 U	0.053 U	0.05 U	0.055 U	0.05 U	0.052 U
28 gamma-Chlordane	UG/L	0.051 U	0.053 U	0.05 U	0.055 U	0.05 U	0.052 U

METALS

SDG:	55106	55106	55106	55106	55106
STUDY ID:	PHASE 1	PHASE 1	PHASE 1	PHASE 1	PHASE 1
MATRIX:	WATER	WATER	WATER	WATER	WATER
LAB SAMP. ID:	278847	278846	279132	279135	278790
EPA SAMP. ID:	MW25-50	MW25-5DR	MW25-1	MW25-10	MW25-11
QC CODE:	DU	FB	SA	SA	SA
% MOISTURE:					
% SOLIDS:					

PARAMETER	UNIT	VALUE Q	VALUE Q	VALUE Q	VALUE Q	VALUE Q
1 Aluminium	UG/L	132 B	10.5 B	18 B	99.2 B	37.4 B
2 Antimony	UG/L	2.2 U	2.2 U	2.2 U	2.2 U	2.2 U
3 Arsenic	UG/L	2.1 U	2.4 B	2.1 U	2.1 U	2.1 U
4 Barium	UG/L	113 B	3.4 U	77.1 B	28.9 B	42.3 B
5 Beryllium	UG/L	0.27 U	0.27 U	0.27 U	0.27 U	0.27 U
6 Cadmium	UG/L	0.3 U	0.3 U	0.3 U	0.3 U	0.3 U
7 Calcium	UG/L	132000	86.7 U	128000	90700	82700
8 Chromium	UG/L	1.2 B	1.1 B	0.68 B	0.62 B	2.9 B
9 Cobalt	UG/L	1 U	1 U	0.99 U	1 U	1.5 B
10 Copper	UG/L	0.7 U	3.1 B	2 B	0.88 B	3.3 B
11 Cyanide	UG/L	5 U	5 U	5 U	5 U	5 U
12 Iron	UG/L	261	18.4 U	27.3 B	120	58.9 B
13 Lead	UG/L	2.9 B	2.6 B	3.4	1.5 U	3.6
14 Magnesium	UG/L	31000	92.2 U	23100	18400	13700
15 Manganese	UG/L	918	0.4 U	31.2	134	233
16 Mercury	UG/L	0.02 U	0.02 U	0.02 U	0.02 U	0.02 U
17 Nickel	UG/L	3.4 B	1 U	0.99 U	1.1 B	3.3 B
18 Potassium	UG/L	1450 B	105 U	1030 B	1490 B	3010 B
19 Selenium	UG/L	3.7 U	3.7 U	3.7 U	3.7 U	3.7 U
20 Silver	UG/L	0.8 U	0.8 U	0.8 U	0.8 U	0.79 U
21 Sodium	UG/L	15300 E	240 BE	64700 E	7780 E	110000 E
22 Thallium	UG/L	3 U	3 U	3 U	3 U	4.1 B
23 Vanadium	UG/L	1.1 U	1.1 U	1.1 U	1.1 B	1.1 B
24 Zinc	UG/L	2.3 B	3.7 B	6.3 B	1.7 B	7.6 B

METALS

SDG:	55106	55106	55106	55106	55106
STUDY ID:	PHASE 1	PHASE 1	PHASE 1	PHASE 1	PHASE 1
MATRIX:	WATER	WATER	WATER	WATER	WATER
LAB SAMP. ID:	278791	278792	278793	279033	279034
EPA SAMP. ID:	MW25-12D	MW25-13	MW25-14D	MW25-15	MW25-16D
QC CODE:	SA	SA	SA	SA	SA
% MOISTURE:					
% SOLIDS:					

PARAMETER	UNIT	VALUE Q	VALUE Q	VALUE Q	VALUE Q	VALUE Q
1 Aluminum	UG/L	65.5 B	16.3 B	223	228	170 B
2 Antimony	UG/L	2.2 U	2.2 U	2.2 U	2.2 U	2.2 U
3 Arsenic	UG/L	2.1 U	2.2 B	3.8 B	2.2 B	2.1 U
4 Barium	UG/L	126 B	71.9 B	120 B	36.4 B	88.3 B
5 Beryllium	UG/L	0.27 U	0.27 U	0.27 U	0.27 U	0.27 U
6 Cadmium	UG/L	0.3 U	0.3 U	0.3 U	0.3 U	0.43 B
7 Calcium	UG/L	6000	147000	52000	98900	77100
8 Chromium	UG/L	0.5 U	0.88 B	1.1 B	0.61 B	1.6 B
9 Cobalt	UG/L	1 U	1 U	1 U	0.99 U	1 U
10 Copper	UG/L	0.7 U	0.95 B	0.7 U	0.69 U	0.7 U
11 Cyanide	UG/L	5 U	5 U	5 U	5 U	5 U
12 Iron	UG/L	302	23.5 B	543	327	483
13 Lead	UG/L	1.7 B	1.5 U	3.2	1.6 B	1.5 U
14 Magnesium	UG/L	22000	22200	19900	15900	30200
15 Manganese	UG/L	48.1	246	43.7	238	56.4
16 Mercury	UG/L	0.02 U	0.02 U	0.02 U	0.02 U	0.02 U
17 Nickel	UG/L	1 U	2.1 B	1 U	1.4 B	1.5 B
18 Potassium	UG/L	2120 B	9070	2110 B	1770 B	2200 B
19 Selenium	UG/L	3.7 U	3.7 U	3.7 U	4.8 B	3.7 U
20 Silver	UG/L	0.8 U	0.8 U	0.8 U	0.79 U	0.8 U
21 Sodium	UG/L	31900 E	188000 E	35700 E	3530 BE	19300 E
22 Thallium	UG/L	3 U	3 U	3 U	3 U	3 U
23 Vanadium	UG/L	1.1 U	1.1 U	1.1 B	1.1 U	1.1 U
24 Zinc	UG/L	1.8 B	2.7 B	2.7 B	2.6 B	2.2 B

METALS

SDG:	55106	55106	55106	55106	55106
STUDY ID:	PHASE 1	PHASE 1	PHASE 1	PHASE 1	PHASE 1
MATRIX:	WATER	WATER	WATER	WATER	WATER
LAB SAMP. ID:	279035	279766	279136	279978	278844
EPA SAMP. ID:	MW25-17	MW25-18	MW25-19	MW25-2	MW25-3
QC CODE:	SA	SA	SA	SA	SA
% MOISTURE:					
% SOLIDS:					

PARAMETER	UNIT	VALUE Q	VALUE Q	VALUE Q	VALUE Q	VALUE Q
1 Aluminium	UG/L	41.8 B	336	74.2 B	9.9 U	134 B
2 Antimony	UG/L	2.2 U	2.2 U	2.2 U	2.2 U	2.2 U
3 Arsenic	UG/L	2.1 U	2.1 U	2.1 U	8.9 B	2.2 B
4 Barium	UG/L	68.5 B	93.6 B	59.3 B	115 B	49.1 B
5 Beryllium	UG/L	0.27 U	0.27 U	0.27 U	0.27 U	0.27 U
6 Cadmium	UG/L	0.3 U	0.3 U	0.3 U	0.3 U	0.3 U
7 Calcium	UG/L	98600	155000	106000	169000	142000
8 Chromium	UG/L	4.2 B	5.5 B	2.3 B	1.3 B	0.5 U
9 Cobalt	UG/L	1 U	3 B	1 U	2.7 B	3.4 B
10 Copper	UG/L	0.97 B	2 B	2.1 B	1.5 B	2.3 B
11 Cyanide	UG/L	5 U	5 U	5 U	5 U	5 U
12 Iron	UG/L	84.8 B	495	138	5310	389
13 Lead	UG/L	1.5 U	6.4	1.8 B	10.7	2.7 B
14 Magnesium	UG/L	26700	35400	22500	50100	20500
15 Manganese	UG/L	30	154	202	1540	1490
16 Mercury	UG/L	0.02 U	0.02 U	0.02 U	0.07 B	0.02 U
17 Nickel	UG/L	3.6 B	6.6 B	2.5 B	5.8 B	6.8 B
18 Potassium	UG/L	1350 B	2380 B	4750 B	2280 B	1930 B
19 Selenium	UG/L	3.7 U	3.7 U	3.7 U	3.7 U	3.7 U
20 Silver	UG/L	0.8 U	0.8 U	0.8 U	0.8 U	0.8 U
21 Sodium	UG/L	3320 BE	59100 E	8790 E	13600 E	13300 E
22 Thallium	UG/L	3 U	3 U	3 U	3 U	3 U
23 Vanadium	UG/L	1.1 U	1.2 B	1.1 U	2 B	1.1 U
24 Zinc	UG/L	3.9 B	7.6 B	2.4 B	8.9 B	3.2 B

METALS

SDG:	55106	55106	55106	55106	55106
STUDY ID:	PHASE 1	PHASE 1	PHASE 1	PHASE 1	PHASE 1
MATRIX:	WATER	WATER	WATER	WATER	WATER
LAB SAMP. ID:	278504	278845	279133	279134	279765
EPA SAMP. ID:	MW25-4D	MW25-5D	MW25-6	MW25-7D	MW25-8
QC CODE:	SA	SA	SA	SA	SA
% MOISTURE:					
% SOLIDS:					


PARAMETER	UNIT	VALUE Q	VALUE Q	VALUE Q	VALUE Q	VALUE Q
1 Aluminum	UG/L	142 B	149 B	162 B	83.7 B	361
2 Antimony	UG/L	2.2 U	2.2 U	2.2 U	2.2 U	2.2 U
3 Arsenic	UG/L	2.1 U	2.1 U	2.1 U	2.1 U	2.1 U
4 Barium	UG/L	106 B	111 B	85.6 B	192 B	33.9 B
5 Beryllium	UG/L	0.27 U	0.27 U	0.27 U	0.27 U	0.27 U
6 Cadmium	UG/L	0.3 U	0.3 U	0.3 U	0.3 U	0.3 U
7 Calcium	UG/L	93500	130000	133000	123000	96900
8 Chromium	UG/L	1.7 B	1.4 B	2.2 B	4.7 B	1.7 B
9 Cobalt	UG/L	0.99 U	1.1 B	1.3 B	0.99 U	1.6 B
10 Copper	UG/L	0.7 U	0.69 U	0.99 B	0.7 U	2.1 B
11 Cyanide	UG/L	5 U	5 U	5 U	5 U	5 U
12 Iron	UG/L	456	251	308	392	396
13 Lead	UG/L	2.6 B	1.5 B	4.4	5.6	5.4
14 Magnesium	UG/L	31300	30500	35900	44900	15500
15 Manganese	UG/L	68.1	927	56	96.5	56
16 Mercury	UG/L	0.02 U	0.02 U	0.02 U	0.02 U	0.02 U
17 Nickel	UG/L	0.99 U	3.1 B	2.6 B	5.2 B	2.1 B
18 Potassium	UG/L	2160 B	1430 B	1840 B	2170 B	989 B
19 Selenium	UG/L	3.7 U	3.7 U	3.7 U	3.7 U	3.7 U
20 Silver	UG/L	0.8 U	0.79 U	0.8 U	0.8 U	0.79 U
21 Sodium	UG/L	13900 E	15300 E	20400 E	18200 E	3370 BE
22 Thallium	UG/L	3 U	3 U	3 U	3 U	3 U
23 Vanadium	UG/L	1.1 U	1.1 U	1.4 B	1.1 U	1.1 U
24 Zinc	UG/L	2.1 B	4.1 B	7.5 B	5.1 B	8.8 B

METALS

SDG: 55106
 STUDY ID: PHASE 1
 MATRIX: WATER
 LAB SAMP. ID: 278848
 EPA SAMP. ID: MW25-9
 QC CODE: SA
 % MOISTURE:
 % SOLIDS:

PARAMETER	UNIT	VALUE	Q
1 Aluminium	UG/L	19.5	B
2 Antimony	UG/L	2.2	U
3 Arsenic	UG/L	2.1	U
4 Barium	UG/L	46.8	B
5 Beryllium	UG/L	0.27	U
6 Cadmium	UG/L	0.3	U
7 Calcium	UG/L	105000	
8 Chromium	UG/L	0.5	U
9 Cobalt	UG/L	2.5	B
10 Copper	UG/L	0.69	U
11 Cyanide	UG/L	5	U
12 Iron	UG/L	181	
13 Lead	UG/L	1.6	B
14 Magnesium	UG/L	24100	
15 Manganese	UG/L	764	
16 Mercury	UG/L	0.02	U
17 Nickel	UG/L	2.6	B
18 Potassium	UG/L	2960	B
19 Selenium	UG/L	3.7	U
20 Silver	UG/L	0.79	U
21 Sodium	UG/L	15800	E
22 Thallium	UG/L	3	U
23 Vanadium	UG/L	1.1	U
24 Zinc	UG/L	1.3	B

SEAD-25
Expanded Site Inspection



SENECA ARMY DEPOT
SEAD-25 EXPANDED SITE INSPECTION
SOIL ANALYSIS RESULTS

MATRIX LOCATION DEPTH (FEET) SAMPLE DATE	SOIL SEAD-25	SOIL SEAD-25	SOIL SEAD-25	SOIL SEAD-25	SOIL SEAD-25	SOIL SEAD-25	SOIL SEAD-25	SOIL SEAD-25	SOIL SEAD-25	SOIL SEAD-25	SOIL SEAD-25
ES ID	0-2	4-6	6-8	0-2	0-2	2-4	0-2	4-6	0-2	2-4	4-5
LAB ID	SB25-1.1	SB25-1.3	SB25-1.4	SB25-2.1	SB25-2.4	SB25-2.2	SB25-2.3	SB25-3.1	SB25-3.2	SB25-3.3	SB25-3.3
UNITS	206050	206051	206052	206053	206057	206055	206056	206058	206059	206061	206061
VOLATILE ORGANICS											
Chloromethane	ug/Kg	11 U	11 U	11 U	11 U	11 U	19 U	11 U	52 U	12 U	11 U
Bromomethane	ug/Kg	11 U	11 U	11 U	11 U	11 U	19 U	11 U	52 U	12 U	11 U
Vinyl Chloride	ug/Kg	11 U	11 U	11 U	11 U	11 U	19 U	11 U	52 U	12 U	11 U
Chloroethane	ug/Kg	11 U	11 U	11 U	11 U	11 U	19 U	11 U	52 U	12 U	11 U
Methylene Chloride	ug/Kg	11 U	11 U	11 U	11 U	11 U	19 U	11 U	52 U	12 U	11 U
Acetone	ug/Kg	11 U	11 U	11 U	11 U	11 U	39	24	52 U	40	11 U
Carbon Disulfide	ug/Kg	11 U	11 U	11 U	11 U	11 U	19 U	11 U	52 U	12 U	11 U
1,1-Dichloroethane	ug/Kg	11 U	11 U	11 U	11 U	11 U	19 U	11 U	52 U	12 U	11 U
1,1-Dichloroethane	ug/Kg	11 U	11 U	11 U	11 U	11 U	19 U	11 U	52 U	12 U	11 U
1,2-Dichloroethane (total)	ug/Kg	11 U	11 U	11 U	11 U	11 U	19 U	11 U	52 U	12 U	11 U
Chloroform	ug/Kg	11 U	11 U	11 U	2 J	11 U	19 U	11 U	52 U	12 U	11 U
1,2-Dichloroethane	ug/Kg	11 U	11 U	11 U	11 U	11 U	19 U	11 U	52 U	12 U	11 U
2-Butanone	ug/Kg	11 U	11 U	11 U	11 U	11 U	10 J	11 U	52 U	8 J	11 U
1,1,1-Trichloroethane	ug/Kg	11 U	11 U	11 U	11 U	11 U	19 U	11 U	170	12 U	11 U
Carbon Tetrachloride	ug/Kg	11 U	11 U	11 U	11 U	11 U	19 U	11 U	52 U	12 U	11 U
Bromodichloromethane	ug/Kg	11 U	11 U	11 U	11 U	11 U	19 U	11 U	52 U	12 U	11 U
1,2-Dichloropropane	ug/Kg	11 U	11 U	11 U	11 U	11 U	19 U	11 U	52 U	12 U	11 U
cis-1,3-Dichloropropene	ug/Kg	11 U	11 U	11 U	11 U	11 U	19 U	11 U	52 U	12 U	11 U
Trichloroethene	ug/Kg	11 U	11 U	11 U	11 U	11 U	19 U	11 U	36 J	12 U	11 U
Dibromochloromethane	ug/Kg	11 U	11 U	11 U	11 U	11 U	19 U	11 U	52 U	12 U	11 U
1,1,2-Trichloroethane	ug/Kg	11 U	11 U	11 U	11 U	11 U	19 U	11 U	52 U	12 U	11 U
Benzene	ug/Kg	11 U	11 U	11 U	11 U	11 U	19 U	11 U	100	12 U	4 J
trans-1,3-Dichloropropene	ug/Kg	11 U	11 U	11 U	11 U	11 U	19 U	11 U	52 U	12 U	11 U
Bromoform	ug/Kg	11 U	11 U	11 U	11 U	11 U	19 U	11 U	52 U	12 U	11 U
4-Methyl-2-Pentanone	ug/Kg	11 U	11 U	11 U	11 U	11 U	19 U	11 U	52 U	12 U	11 U
2-Hexanone	ug/Kg	11 U	11 U	11 U	11 U	11 U	19 U	11 U	52 U	12 U	11 U
Tetrachloroethene	ug/Kg	11 U	11 U	11 U	11 U	11 U	19 U	11 U	52 U	12 U	11 U
1,1,2,2-Tetrachloroethane	ug/Kg	11 U	11 U	11 U	11 U	11 U	19 U	11 U	52 U	12 U	11 U
Toluene	ug/Kg	11 U	11 U	11 U	11 U	11 U	19 U	11 U	840	4 J	30
Chlorobenzene	ug/Kg	11 U	11 U	11 U	11 U	11 U	19 U	11 U	52 U	12 U	11 U
Ethylbenzene	ug/Kg	11 U	11 U	11 U	11 U	11 U	19 U	6 J	370	12 U	28
Styrene	ug/Kg	11 U	11 U	11 U	11 U	11 U	19 U	11 U	52 U	12 U	11 U
Xylene (total)	ug/Kg	11 U	11 U	11 U	11 U	11 U	19 U	37	4100 J	49	320
MTBE	ug/Kg	11 U	11 U	11 U	11 U	11 U	19 U	11 U	52 U	12 U	11 U
HERBICIDES											
2,4-D	ug/Kg	54 U	55 U	55 U	54 U	55 U	54 U	55 U	53 U	60 U	59 U
2,4-DB	ug/Kg	54 U	55 U	55 U	54 U	55 U	54 U	55 U	53 U	60 U	59 U
2,4,5-T	ug/Kg	5,4 U	5,5 U	5,5 U	5,4 U	5,5 U	5,4 U	5,5 U	5,3 U	6 U	5,9 U
2,4,5-TP (Silvex)	ug/Kg	5,4 U	5,5 U	5,5 U	5,4 U	5,5 U	5,4 U	5,5 U	5,3 U	6 U	5,9 U
Dalapon	ug/Kg	130 U	140 U	130 U	130 U	140 U	130 U	140 U	130 U	150 U	150 U
Dicamba	ug/Kg	5,4 U	5,5 U	5,5 U	5,4 U	5,5 U	5,4 U	5,5 U	5,3 U	6 U	5,9 U
Dichloroprop	ug/Kg	54 U	55 U	55 U	54 U	55 U	54 U	55 U	53 U	60 U	59 U
Dinoseb	ug/Kg	27 U	28 U	28 U	27 U	28 U	27 U	28 U	27 U	30 U	30 U
MCPA	ug/Kg	5400 U	5500 U	5500 U	5400 U	5500 U	5400 U	5500 U	5300 U	6000 U	5900 U
MCPP	ug/Kg	5700 U	5400 U	5500 U	5400 U	5500 U	5400 U	5500 U	5300 U	6000 U	5900 U
NITROAROMATICS											
HMX	ug/Kg	NS	NS	NS	NS	NS	NS	NS	NS	NS	NS
RDX	ug/Kg	NS	NS	NS	NS	NS	NS	NS	NS	NS	NS
1,3,5-Trinitrobenzene	ug/Kg	NS	NS	NS	NS	NS	NS	NS	NS	NS	NS
1,3-Dinitrobenzene	ug/Kg	NS	NS	NS	NS	NS	NS	NS	NS	NS	NS
Tetryl	ug/Kg	NS	NS	NS	NS	NS	NS	NS	NS	NS	NS
2,4,6-Trinitrotoluene	ug/Kg	NS	NS	NS	NS	NS	NS	NS	NS	NS	NS
4-amino-2,6-Dinitrotoluene	ug/Kg	NS	NS	NS	NS	NS	NS	NS	NS	NS	NS
2-amino-4,6-Dinitrotoluene	ug/Kg	NS	NS	NS	NS	NS	NS	NS	NS	NS	NS
2,6-Dinitrotoluene	ug/Kg	NS	NS	NS	NS	NS	NS	NS	NS	NS	NS
2,4-Dinitrotoluene	ug/Kg	NS	NS	NS	NS	NS	NS	NS	NS	NS	NS

NOTES:
NS stands for NOT SAMPLED
NA stands for NOT ANALYZED

SENECA ARMY DEPOT
SEAD-25 EXPANDED SITE INSPECTION
SOIL ANALYSIS RESULTS

MATRIX LOCATION DEPTH (FEET) SAMPLE DATE ES ID LAB ID	SOIL SEAD-25 0-2 12/03/93 SB25-1.1 206050	SOIL SEAD-25 4-6 12/03/93 SB25-1.3 206051	SOIL SEAD-25 6-8 12/03/93 SB25-1.4 206052	SOIL SEAD-25 0-2 12/03/93 SB25-2.1 206053	SOIL SEAD-25 0-2 12/03/93 SB25-2.4 206057	SOIL SEAD-25 2-4 12/03/93 SB25-2.2 206055	SOIL SEAD-25 4-6 12/03/93 SB25-2.3 206056	SOIL SEAD-25 0-2 12/03/93 SB25-3.1 206058	SOIL SEAD-25 2-4 12/03/93 SB25-3.2 206059	SOIL SEAD-25 4-5 12/03/93 SB25-3.3 206051	
SEMIVOLATILE ORGANICS											
Phenol ug/Kg	720 U	360 U	500 U	350 U	500 U	3600 U	3600 U	6900 U	400 U	390 U	
bis(2-Chloroethyl) ether ug/Kg	720 U	360 U	500 U	350 U	500 U	3600 U	3600 U	6900 U	400 U	390 U	
2-Chlorophenol ug/Kg	720 U	360 U	500 U	350 U	500 U	3600 U	3600 U	6900 U	400 U	390 U	
1,3-Dichlorobenzene ug/Kg	720 U	360 U	500 U	350 U	500 U	3600 U	3600 U	6900 U	400 U	390 U	
1,4-Dichlorobenzene ug/Kg	720 U	360 U	500 U	350 U	500 U	3600 U	3600 U	6900 U	400 U	390 U	
1,2-Dichlorobenzene ug/Kg	720 U	360 U	500 U	350 U	500 U	3600 U	3600 U	6900 U	400 U	390 U	
2-Methylphenol ug/Kg	720 U	360 U	500 U	350 U	500 U	3600 U	3600 U	6900 U	400 U	390 U	
2,2'-oxybis(1-Chloropropane) ug/Kg	720 U	360 U	500 U	350 U	500 U	3600 U	3600 U	6900 U	400 U	390 U	
4-Methylphenol ug/Kg	720 U	360 U	500 U	350 U	500 U	3600 U	3600 U	6900 U	400 U	390 U	
N-Nitroso-d-n-propylamine ug/Kg	720 U	360 U	500 U	350 U	500 U	3600 U	3600 U	6900 U	400 U	390 U	
Hexachloroethane ug/Kg	720 U	360 U	500 U	350 U	500 U	3600 U	3600 U	6900 U	400 U	390 U	
Nitrobenzene ug/Kg	720 U	360 U	500 U	350 U	500 U	3600 U	3600 U	6900 U	400 U	390 U	
Isophorone ug/Kg	720 U	360 U	500 U	350 U	500 U	3600 U	3600 U	6900 U	400 U	390 U	
2-Nitrophenol ug/Kg	720 U	360 U	500 U	350 U	500 U	3600 U	3600 U	6900 U	400 U	390 U	
2,4-Dimethylphenol ug/Kg	720 U	360 U	500 U	350 U	500 U	3600 U	3600 U	6900 U	400 U	390 U	
bis(2-Chloroethoxy) methane ug/Kg	720 U	360 U	500 U	350 U	500 U	3600 U	3600 U	6900 U	400 U	390 U	
2,4-Dichlorophenol ug/Kg	720 U	360 U	500 U	350 U	500 U	3600 U	3600 U	6900 U	400 U	390 U	
1,2,4-Trichlorobenzene ug/Kg	720 U	360 U	500 U	350 U	500 U	3600 U	3600 U	6900 U	400 U	390 U	
Naphthalene ug/Kg	720 U	360 U	500 U	350 U	500 U	390 J	250 J	1100 J	400 U	130 J	
4-Chloroaniline ug/Kg	720 U	360 U	500 U	350 U	500 U	3600 U	3600 U	6900 U	400 U	390 U	
Hexachlorobutadiene ug/Kg	720 U	360 U	500 U	350 U	500 U	3600 U	3600 U	6900 U	400 U	390 U	
4-Chloro-3-methylphenol ug/Kg	720 U	360 U	500 U	350 U	500 U	3600 U	3600 U	6900 U	400 U	390 U	
2-Methylnaphthalene ug/Kg	55 J	360 U	500 U	40 J	51 J	5100	2800 J	4700 J	400 U	410	
Hexachlorocyclopentadiene ug/Kg	720 U	360 U	500 U	350 U	500 U	3600 U	3600 U	6900 U	400 U	390 U	
2,4,6-Trichlorophenol ug/Kg	360 U	360 U	500 U	350 U	500 U	3600 U	3600 U	6900 U	400 U	390 U	
2,4,5-Trichlorophenol ug/Kg	1700 U	870 U	1200 U	860 U	1200 U	8700 U	8700 U	17000 U	960 U	950 U	
2-Chloronaphthalene ug/Kg	720 U	360 U	500 U	350 U	500 U	3600 U	3600 U	6900 U	400 U	390 U	
2-Nitroaniline ug/Kg	1700 U	870 U	1200 U	860 U	1200 U	8700 U	8700 U	17000 U	960 U	950 U	
Dimethylphthalate ug/Kg	720 U	360 U	500 U	350 U	500 U	3600 U	3600 U	6900 U	400 U	390 U	
Acenaphthylene ug/Kg	720 U	360 U	500 U	350 U	500 U	3600 U	3600 U	6900 U	400 U	390 U	
2,6-Dinitrotoluene ug/Kg	720 U	360 U	500 U	350 U	500 U	3600 U	3600 U	6900 U	400 U	390 U	
3-Nitroaniline ug/Kg	1700 U	870 U	1200 U	860 U	1200 U	8700 U	8700 U	17000 U	960 U	950 U	
Acenaphthene ug/Kg	720 U	360 U	500 U	350 U	500 U	3600 U	3600 U	6900 U	400 U	390 U	
2,4-Dinitrophenol ug/Kg	1700 U	870 U	1200 U	860 U	1200 U	8700 U	8700 U	17000 U	960 U	950 U	
4-Nitrophenol ug/Kg	1700 U	870 U	1200 U	860 U	1200 U	8700 U	8700 U	17000 U	960 U	950 U	
Dibenzofuran ug/Kg	720 U	360 U	500 U	350 U	500 U	3600 U	3600 U	6900 U	400 U	390 U	
2,4-Dinitrotoluene ug/Kg	720 U	360 U	500 U	350 U	500 U	3600 U	3600 U	6900 U	400 U	390 U	
Diethylphthalate ug/Kg	720 U	360 U	500 U	350 U	500 U	3600 U	3600 U	6900 U	400 U	390 U	
4-Chlorophenyl-phenylether ug/Kg	720 U	360 U	500 U	350 U	500 U	3600 U	3600 U	6900 U	400 U	390 U	
Fluorene ug/Kg	720 U	360 U	500 U	350 U	500 U	3600 U	620 J	810 J	400 U	69 J	
4-Nitroaniline ug/Kg	1700 U	870 U	1200 U	860 U	1200 U	8700 U	8700 U	17000 U	960 U	950 U	
4,6-Dinitro-2-methylphenol ug/Kg	1700 U	870 U	1200 U	860 U	1200 U	8700 U	8700 U	17000 U	960 U	950 U	
N-Nitrosodiphenylamine ug/Kg	720 U	360 U	500 U	350 U	500 U	960 J	870 J	1500 J	400 U	390 U	
4-Bromophenyl-phenylether ug/Kg	720 U	360 U	500 U	350 U	500 U	3600 U	3600 U	6900 U	400 U	390 U	
Hexachlorobenzene ug/Kg	720 U	360 U	500 U	350 U	500 U	3600 U	3600 U	6900 U	400 U	390 U	
Pentachlorophenol ug/Kg	1700 U	870 U	1200 U	860 U	1200 U	8700 U	8700 U	17000 U	960 U	950 U	
Phenanthrene ug/Kg	720 U	360 U	500 U	350 U	65 J	1400 J	1200 J	2500 J	400 U	200 J	
Anthracene ug/Kg	720 U	360 U	500 U	350 U	500 U	3600 U	3600 U	6900 U	400 U	390 U	
Carbazole ug/Kg	720 U	360 U	500 U	350 U	500 U	3600 U	3600 U	6900 U	400 U	390 U	
Di-n-butylphthalate ug/Kg	720 U	360 U	500 U	350 U	500 U	3600 U	3600 U	6900 U	400 U	390 U	
Fluoranthene ug/Kg	720 U	360 U	500 U	350 U	500 U	3600 U	3600 U	6900 U	400 U	390 U	
Pyrene ug/Kg	720 U	360 U	500 U	350 U	500 U	3600 U	3600 U	6900 U	400 U	38 J	
Butylbenzylphthalate ug/Kg	720 U	360 U	500 U	350 U	500 U	3600 U	3600 U	6900 U	400 U	57 J	
3,3'-Dichlorobenzidine ug/Kg	720 U	360 U	500 U	350 U	500 U	3600 U	3600 U	6900 U	400 U	390 U	
Benzo(a)anthracene ug/Kg	720 U	360 U	500 U	350 U	500 U	3600 U	3600 U	6900 U	400 U	390 U	
Chrysene ug/Kg	720 U	360 U	500 U	350 U	500 U	3600 U	3600 U	6900 U	400 U	27 J	
bis(2-Ethylhexyl)phthalate ug/Kg	160 J	83 J	90 J	25 J	48 J	3600 U	3600 U	6900 U	400 U	34 J	
Di-n-octylphthalate ug/Kg	720 U	360 U	500 U	350 U	500 U	3600 U	3600 U	6900 U	400 U	390 U	
Benzo(b)fluoranthene ug/Kg	720 U	360 U	500 U	350 U	500 U	3600 U	3600 U	6900 U	400 U	390 U	
Benzo(k)fluoranthene ug/Kg	720 U	360 U	500 U	350 U	500 U	3600 U	3600 U	6900 U	400 U	390 U	
Benzo(a)pyrene ug/Kg	720 U	360 U	500 U	350 U	500 U	3600 U	3600 U	6900 U	400 U	390 U	
Indeno(1,2,3-cd)pyrene ug/Kg	720 U	360 U	500 U	350 U	500 U	3600 U	3600 U	6900 U	400 U	390 U	
Dibenz(a,h)anthracene ug/Kg	720 U	360 U	500 U	350 U	500 U	3600 U	3600 U	6900 U	400 U	390 U	
Benzo(g,h,i)perylene ug/Kg	720 U	360 U	500 U	350 U	500 U	3600 U	3600 U	6900 U	400 U	38 J	

SENECA ARMY DEPOT
SEAD-25 EXPANDED SITE INSPECTION
SOIL ANALYSIS RESULTS

MATRIX LOCATION DEPTH (FEET) SAMPLE DATE ES ID LAB ID	SOIL SEAD-25 0-2 12/03/93 SB25-1.1 206050	SOIL SEAD-25 4-6 12/03/93 SB25-1.3 206051	SOIL SEAD-25 6-8 12/03/93 SB25-1.4 206052	SOIL SEAD-25 0-2 12/03/93 SB25-2.1 206053	SOIL SEAD-25 0-2 12/03/93 SB25-2.4 206057 SB25-2.1DUP	SOIL SEAD-25 2-4 12/03/93 SB25-2.2 206055	SOIL SEAD-25 4-6 12/03/93 SB25-2.3 206056	SOIL SEAD-25 0-2 12/03/93 SB25-3.1 206058	SOIL SEAD-25 2-4 12/03/93 SB25-3.2 206059	SOIL SEAD-25 4-5 12/03/93 SB25-3.3 206061
PESTICIDES/PCB										
alpha-BHC	ug/Kg 1.8 UJ	1.8 U	1.8 U	1.8 U	1.8 U	1.8 U	1.9 U	1.8 U	2 U	2 U
beta-BHC	ug/Kg 1.8 UJ	1.8 U	1.8 U	1.8 U	1.8 U	1.8 U	1.9 U	1.8 U	2 U	2 U
delta-BHC	ug/Kg 1.8 UJ	1.8 U	1.8 U	1.8 U	1.8 U	1.8 U	1.9 U	1.8 U	2 U	2 U
gamma-BHC (Lindane)	ug/Kg 1.8 UJ	1.8 U	1.8 U	1.8 U	1.8 U	1.8 U	1.9 U	1.8 U	2 U	2 U
Heptachlor	ug/Kg 1.8 UJ	1.8 U	1.8 U	1.8 U	1.8 U	1.8 U	1.9 U	1.8 U	2 U	2 U
Aldrin	ug/Kg 1.8 UJ	1.8 U	1.8 U	1.8 U	1.8 U	1.8 U	1.9 U	1.8 U	2 U	2 U
Heptachlor epoxide	ug/Kg 1.8 UJ	1.8 U	1.8 U	1.8 U	1.8 U	1.8 U	1.9 U	2.8 J	2 U	2 U
Endosulfan I	ug/Kg 1.8 UJ	1.8 U	1.8 U	1.8 U	1.8 U	1.8 U	1.9 U	2.5 J	2 U	2 U
Dieldrin	ug/Kg 3.6 UJ	3.6 U	3.6 U	3.6 U	3.5 U	3.6 U	3.6 U	3.5 U	4 U	3.9 U
4,4'-DDE	ug/Kg 3.6 UJ	3.6 U	3.6 U	3.6 U	3.5 U	3.6 U	3.6 U	4.3	4 U	3.9 U
Endrin	ug/Kg 3.6 UJ	3.6 U	3.6 U	3.6 U	3.5 U	3.6 U	3.6 U	3.4 J	4 U	3.9 U
Endosulfan II	ug/Kg 3.6 UJ	3.6 U	3.6 U	3.6 U	3.5 U	3.6 U	3.6 U	3.5 U	4 U	3.9 U
4,4'-DDD	ug/Kg 3.6 UJ	3.6 U	3.6 U	3.6 U	3.5 U	3.6 U	3.6 U	3.5 U	4 U	3.9 U
Endosulfan sulfate	ug/Kg 3.6 UJ	3.6 U	3.6 U	3.6 U	3.5 U	3.6 U	3.6 U	3.5 U	4 U	3.9 U
4,4'-DDT	ug/Kg 3.6 UJ	3.6 U	3.6 U	3.6 U	3.5 U	3.6 U	3.6 U	3.4 J	4 U	3.9 U
Methoxychlor	ug/Kg 18 UJ	18 U	18 U	18 U	18 U	18 U	19 U	18 U	20 U	20 U
Endrin ketone	ug/Kg 3.6 UJ	3.6 U	3.6 U	3.6 U	3.5 U	3.6 U	3.6 U	3.5 U	4 U	3.9 U
Endrin aldehyde	ug/Kg 3.6 UJ	3.6 U	3.6 U	3.6 U	3.5 U	3.6 U	3.6 U	3.7 J	4 U	3.9 U
alpha-Chlordane	ug/Kg 1.8 UJ	1.8 U	1.8 U	1.8 U	1.8 U	1.8 U	1.9 U	1.8 U	2 U	2 U
gamma-Chlordane	ug/Kg 1.8 UJ	1.8 U	1.8 U	1.8 U	1.8 U	1.8 U	1.9 U	1.8 U	2 U	2 U
Toxaphene	ug/Kg 180 UJ	180 U	180 U	180 U	180 U	180 U	190 U	180 U	200 U	200 U
Aroclor-1016	ug/Kg 36 UJ	36 U	36 U	36 U	35 U	36 U	36 U	35 U	40 U	39 U
Aroclor-1221	ug/Kg 73 UJ	73 U	73 U	73 U	72 U	73 U	74 U	80 U	80 U	80 U
Aroclor-1232	ug/Kg 36 UJ	36 U	36 U	36 U	35 U	36 U	36 U	35 U	40 U	39 U
Aroclor-1242	ug/Kg 36 UJ	36 U	36 U	36 U	35 U	36 U	36 U	35 U	40 U	39 U
Aroclor-1248	ug/Kg 36 UJ	36 U	36 U	36 U	35 U	36 U	36 U	35 U	40 U	39 U
Aroclor-1254	ug/Kg 36 UJ	36 U	36 U	36 U	35 U	36 U	36 U	35 U	40 U	39 U
Aroclor-1260	ug/Kg 36 UJ	36 U	36 U	36 U	35 U	36 U	36 U	35 U	40 U	39 U
METALS										
Aluminum	mg/Kg 9720	10800	8730	9370	7330	9140	8640	6160	18600	6310
Antimony	mg/Kg 9.9 UJ	9.1 UJ	7.1 UJ	7.6 UJ	8.7 UJ	7.6 UJ	6.6 UJ	9.2 UJ	12 UJ	4.1 U
Arsenic	mg/Kg 4.7	3.8	4.7	4.1	5.4	3.5	3.4	2.4	5	8.3
Barium	mg/Kg 25 J	62.4	55.5	36.7	32.7 J	57.1	60.3	82.3	111	64.7
Beryllium	mg/Kg 0.45 J	0.52 J	0.38 J	0.49 J	0.48 J	0.43 J	0.36 J	0.42 J	0.65 J	0.28 J
Cadmium	mg/Kg 0.62 U	0.57 U	0.44 U	0.48 U	0.64 J	0.47 U	0.73	0.58 U	0.75 U	0.4 U
Calcium	mg/Kg 53800	67300	59100	112000	192000	70800	81800	195000	2760	141000
Chromium	mg/Kg 16	17.6	14.6	15.4	11.5	14.5	15.8	11.9	25.2	12
Cobalt	mg/Kg 9.7	9.8	8.7	10.5	9.8	8.2	7.2	6.3 J	15.8	6.8 J
Copper	mg/Kg 17	15.6	15.6	14.7	14.4	21.6	23.3	16.3	7.6	14.2 J
Iron	mg/Kg 20400	22100	21100	19100	14400	18700	16800	11900	54600	15400
Lead	mg/Kg 21.7 J	7.1 J	11.5 J	26.8 J	42.6 J	13.7 J	14.2 J	291 J	15.8 J	51
Magnesium	mg/Kg 6350	19600	12300	8590	12300	12800	21000	11300	3980	10000
Manganese	mg/Kg 394	469	435	450	444	464	407	384	622	529 J
Mercury	mg/Kg 0.06 J R	0.05 J R	0.07 J R	0.06 J R	0.03 J R	0.03 J R	0.05 J R	0.03 J R	0.08 J R	0.03 U
Nickel	mg/Kg 27.1	27.1	23.6	46.4	23	35.3	23.7	17.5	21.7	18.6
Potassium	mg/Kg 844 J	1230	877	916	1370	979	1230	1420	1730	769 J
Selenium	mg/Kg 0.24 UJ	0.23 UJ	0.19 UJ	0.17 UJ	0.21 UJ	0.12 UJ	0.18 UJ	0.15 UJ	0.2 UJ	2.3 J
Silver	mg/Kg 1.3 U	1.2 U	0.9 U	0.97 U	1.1 U	0.96 U	0.84 U	1.2 U	1.5 U	0.8 U
Sodium	mg/Kg 108 J	156 J	126 J	128 J	181 J	128 J	157 J	180 J	55 J	130 J
Thallium	mg/Kg 0.26 U	0.25 U	0.2 U	0.18 U	1.2 U	0.13 U	0.2 U	0.81 U	0.21 U	0.5 J
Vanadium	mg/Kg 12.2	16	13.2	12.4	11.5	14.8	14	10.1	39.8	11
Zinc	mg/Kg 44.4	47.7	57.9	35.4	97.9	56.7	94.8	74.7	43.7	78.4 J
Cyanide	mg/Kg 0.49 U	0.52 U	0.47 U	0.51 U	0.5 U	0.48 U	0.49 U	0.48 U	0.68 U	0.71 U
OTHER ANALYSES										
Nitrate/Nitrite - Nitrogen	mg/Kg 0.2	0.01	0.05	0.02	0.09	0.01	0.02	0.04	0.01 U	0.04
Total Solids	%W/W 91.6	91.8	92.4	92.9	92.5	92.2	91	94.7	83.3	83.6
Total Petroleum Hydrocarbons	mg/Kg 1240	68	98	1600	1270	3000	1920	14800	112	410
Fluoride	mg/Kg NS	NS	NS	NS	NS	NS	NS	NS	NS	NS
pH	standard units NS	NS	NS	NS	NS	NS	NS	NS	NS	NS

SENECA ARMY DEPOT
SEAD-25 EXPANDED SITE INSPECTION
SOIL ANALYSIS RESULTS

MATRIX LOCATION DEPTH (FEET) SAMPLE DATE ES ID LAB ID	SOIL SEAD-25 0-2 12/03/93 SB25-4.1 206062	SOIL SEAD-25 2-4 12/03/93 SB25-4.2 206063	SOIL SEAD-25 4-6 12/03/93 SB25-4.3 206064	SOIL SEAD-25 0-2 12/03/93 SB25-5.1 206065	SOIL SEAD-25 2-4 12/03/93 SB25-5.2 206066	SOIL SEAD-25 4-6 12/03/93 SB25-5.3 206067	SOIL SEAD-25 0-2 12/03/93 SB25-6.1 206068	SOIL SEAD-25 2-4 12/03/93 SB25-6.2 206069	
VOLATILE ORGANICS									
Chloromethane	ug/Kg 1400 U	11 U	11 U	1300 U	6800 U	1200 U	11 U	11 U	
Bromomethane	ug/Kg 1400 U	11 U	11 U	1300 U	6800 U	1200 U	11 U	11 U	
Vinyl Chloride	ug/Kg 1400 U	11 U	11 U	1300 U	6800 U	1200 U	11 U	11 U	
Chloroethane	ug/Kg 1400 U	11 U	11 U	1300 U	6800 U	1200 U	11 U	11 U	
Methylene Chloride	ug/Kg 1400 U	11 U	11 U	390 J	6800 U	160 J	11 U	11 U	
Acetone	ug/Kg 1800	38	19	2600	6800 U	760 J	11 U	7 J	
Carbon Disulfide	ug/Kg 1400 U	11 U	11 U	1300 U	6800 U	1200 U	11 U	11 U	
1,1-Dichloroethane	ug/Kg 1400 U	11 U	11 U	1300 U	6800 U	1200 U	11 U	11 U	
1,1-Dichloroethane	ug/Kg 1400 U	11 U	11 U	1300 U	6800 U	1200 U	11 U	11 U	
1,2-Dichloroethane (total)	ug/Kg 1400 U	11 U	11 U	310 J	6800 U	1200 U	11 U	11 U	
Chloroform	ug/Kg 1400 U	9 U	11 U	1300 U	6800 U	1200 U	11 U	11 U	
1,2-Dichloroethane	ug/Kg 1400 U	11 U	11 U	1300 U	6800 U	1200 U	11 U	11 U	
2-Butanone	ug/Kg 1400 U	6 J	11 U	1300 U	6800 U	1200 U	11 U	11 U	
1,1,1-Trichloroethane	ug/Kg 1400 U	11 U	11 U	1300 U	6800 U	1200 U	11 U	11 U	
Carbon Tetrachloride	ug/Kg 1400 U	11 U	11 U	1300 U	6800 U	1200 U	11 U	11 U	
Bromodichloromethane	ug/Kg 1400 U	11 U	11 U	1300 U	6800 U	1200 U	11 U	11 U	
1,2-Dichloropropane	ug/Kg 1400 U	11 U	11 U	1300 U	6800 U	1200 U	11 U	11 U	
cis-1,3-Dichloropropene	ug/Kg 1400 U	11 U	11 U	1300 U	6800 U	1200 U	11 U	11 U	
Trichloroethene	ug/Kg 1400 U	11 U	11 U	280 J	6800 U	1200 U	11 U	11 U	
Dibromochloromethane	ug/Kg 1400 U	11 U	11 U	1300 U	6800 U	1200 U	11 U	11 U	
1,1,2-Trichloroethane	ug/Kg 1400 U	11 U	11 U	1300 U	6800 U	1200 U	11 U	11 U	
Benzene	ug/Kg 1400 U	11 U	11 U	1300 U	6800 U	1200 U	11 U	11 U	
trans-1,3-Dichloropropene	ug/Kg 1400 U	11 U	11 U	1300 U	6800 U	1200 U	11 U	11 U	
Bromoform	ug/Kg 1400 U	11 U	11 U	1300 U	6800 U	1200 U	11 U	11 U	
4-Methyl-2-Pentanone	ug/Kg 1400 U	11 U	11 U	1300 U	6800 U	1200 U	11 U	11 U	
2-Hexanone	ug/Kg 1400 U	11 U	11 U	1300 U	6800 U	1200 U	11 U	11 U	
Tetrachloroethene	ug/Kg 1400 U	11 U	11 U	1300 U	6800 U	1200 U	11 U	11 U	
1,1,2,2-Tetrachloroethane	ug/Kg 1400 U	11 U	11 U	1300 U	6800 U	1200 U	11 U	11 U	
Toluene	ug/Kg 1400 U	11 U	11 U	820 J	4500 J	1200 U	11 U	11 U	
Chlorobenzene	ug/Kg 1400 U	11 U	11 U	1300 U	6800 U	1200 U	11 U	11 U	
Ethylbenzene	ug/Kg 1400 U	11 U	11 U	990 J	17000	1200	11 U	11 U	
Styrene	ug/Kg 1400 U	11 U	11 U	1300 U	6800 U	1200 U	11 U	11 U	
Xylene (total)	ug/Kg 2900	50	110	14000	130000	9000	11 U	11 U	
MTBE	ug/Kg 1400 U	11 U	11 U	1300 U	6800 U	1200 U	11 U	11 U	
HERBICIDES									
2,4-D	ug/Kg 59 U	56 U	54 U	53 U	57 U	55 U	56 U	54 U	
2,4-DB	ug/Kg 59 U	56 U	54 U	53 U	57 U	55 U	56 U	54 U	
2,4,5-T	ug/Kg 5.9 U	5.6 U	5.4 U	5.3 U	5.7 U	5.5 U	5.6 U	5.4 U	
2,4,5-TP (Silvex)	ug/Kg 5.9 U	5.6 U	5.4 U	5.3 U	5.7 U	5.5 U	5.6 U	5.4 U	
Dalapon	ug/Kg 150 U	140 U	130 U	130 U	140 U	130 U	140 U	130 U	
Dicamba	ug/Kg 5.9 U	5.6 U	5.4 U	6.4	5.7 U	5.5 U	5.6 U	5.4 U	
Dichloroprop	ug/Kg 59 U	56 U	54 U	53 U	57 U	55 U	56 U	54 U	
Dinoseb	ug/Kg 30 U	28 U	27 U	27 U	29 U	28 U	28 U	27 U	
MCPA	ug/Kg 5900 U	5600 U	5400 U	5300 U	5700 U	5500 U	5600 U	5400 U	
MCPP	ug/Kg 5900 U	5600 U	5400 U	5300 U	5700 U	5500 U	5600 U	5400 U	
NITROAROMATICS									
HMX	ug/Kg NS	NS	NS	NS	NS	NS	NS	NS	
RDX	ug/Kg NS	NS	NS	NS	NS	NS	NS	NS	
1,3,5-Trinitrobenzene	ug/Kg NS	NS	NS	NS	NS	NS	NS	NS	
1,3-Dinitrobenzene	ug/Kg NS	NS	NS	NS	NS	NS	NS	NS	
Tetryl	ug/Kg NS	NS	NS	NS	NS	NS	NS	NS	
2,4,6-Trinitrotoluene	ug/Kg NS	NS	NS	NS	NS	NS	NS	NS	
4-amino-2,6-Dinitrotoluene	ug/Kg NS	NS	NS	NS	NS	NS	NS	NS	
2-amino-4,6-Dinitrotoluene	ug/Kg NS	NS	NS	NS	NS	NS	NS	NS	
2,6-Dinitrotoluene	ug/Kg NS	NS	NS	NS	NS	NS	NS	NS	
2,4-Dinitrotoluene	ug/Kg NS	NS	NS	NS	NS	NS	NS	NS	

SENECA ARMY DEPOT
SEAD-25 EXPANDED SITE INSPECTION
SOIL ANALYSIS RESULTS

COMPOUND	MATRIX	SOIL	SOIL	SOIL	SOIL	SOIL	SOIL	SOIL	SOIL
	LOCATION DEPTH (FEET) SAMP LE DATE ES ID LAB ID UNITS	SEAD-25 0-2 12/03/93 SB25-4.1 206062	SEAD-25 2-4 12/03/93 SB25-4.2 206063	SEAD-25 4-6 12/03/93 SB25-4.3 206064	SEAD-25 0-2 12/03/93 SB25-5.1 206065	SEAD-25 2-4 12/03/93 SB25-5.2 206066	SEAD-25 4-6 12/03/93 SB25-5.3 206067	SEAD-25 0-2 12/03/93 SB25-6.1 206068	SEAD-25 2-4 12/03/93 SB25-6.2 206069
SEMIVOLATILE ORGANICS									
Phenol	ug/Kg	12000 U	1500 U	810 U	11000 U	510 U	11000 U	360 U	360 U
bis(2-Chloroethyl) ether	ug/Kg	12000 U	1500 U	810 U	11000 U	510 U	11000 U	360 U	360 U
2-Chlorophenol	ug/Kg	12000 U	1500 U	810 U	11000 U	510 U	11000 U	360 U	360 U
1,3-Dichlorobenzene	ug/Kg	12000 U	1500 U	810 U	11000 U	510 U	11000 U	360 U	360 U
1,4-Dichlorobenzene	ug/Kg	12000 U	1500 U	810 U	11000 U	510 U	11000 U	360 U	360 U
1,2-Dichlorobenzene	ug/Kg	12000 U	1500 U	810 U	11000 U	510 U	11000 U	360 U	360 U
2-Methylphenol	ug/Kg	12000 U	1500 U	810 U	11000 U	510 U	11000 U	360 U	360 U
2,2'-oxybis(1-Chloropropane)	ug/Kg	12000 U	1500 U	810 U	11000 U	510 U	11000 U	360 U	360 U
4-Methylphenol	ug/Kg	12000 U	1500 U	810 U	11000 U	510 U	11000 U	360 U	360 U
N-Nitroso-dl-n-propylamine	ug/Kg	12000 U	1500 U	810 U	11000 U	510 U	11000 U	360 U	360 U
Hexachloroethane	ug/Kg	12000 U	1500 U	810 U	11000 U	510 U	11000 U	360 U	360 U
Nitrobenzene	ug/Kg	12000 U	1500 U	810 U	11000 U	510 U	11000 U	360 U	360 U
Isophorone	ug/Kg	12000 U	1500 U	810 U	11000 U	510 U	11000 U	360 U	360 U
2-Nitrophenol	ug/Kg	12000 U	1500 U	810 U	11000 U	510 U	11000 U	360 U	360 U
2,4-Dimethylphenol	ug/Kg	12000 U	1500 U	810 U	11000 U	510 U	11000 U	360 U	360 U
bis(2-Chloroethoxy) methane	ug/Kg	12000 U	1500 U	810 U	11000 U	510 U	11000 U	360 U	360 U
2,4-Dichlorophenol	ug/Kg	12000 U	1500 U	810 U	11000 U	510 U	11000 U	360 U	360 U
1,2,4-Trichlorobenzene	ug/Kg	12000 U	1500 U	810 U	11000 U	510 U	11000 U	360 U	360 U
Naphthalene	ug/Kg	770 J	1500 U	810 U	1500 J	330 J	4300 J	360 U	360 U
4-Chloroaniline	ug/Kg	12000 U	1500 U	810 U	11000 U	510 U	11000 U	360 U	360 U
Hexachlorobutadiene	ug/Kg	12000 U	1500 U	810 U	11000 U	510 U	11000 U	360 U	360 U
4-Chloro-3-methylphenol	ug/Kg	12000 U	1500 U	810 U	11000 U	510 U	11000 U	360 U	360 U
2-Methylnaphthalene	ug/Kg	2600 J	1500 U	88 J	8900 J	550	7100 J	360 U	360 U
Hexachlorocyclopentadiene	ug/Kg	12000 U	1500 U	810 U	11000 U	510 U	11000 U	360 U	360 U
2,4,6-Trichlorophenol	ug/Kg	12000 U	1500 U	810 U	11000 U	510 U	11000 U	360 U	360 U
2,4,5-Trichlorophenol	ug/Kg	29000 U	3600 U	2000 U	27000 U	1200 U	27000 U	880 U	870 U
2-Chloronaphthalene	ug/Kg	12000 U	1500 U	810 U	11000 U	510 U	11000 U	360 U	360 U
2-Nitroaniline	ug/Kg	29000 U	3600 U	2000 U	27000 U	1200 U	27000 U	880 U	870 U
Dimethylphthalate	ug/Kg	12000 U	1500 U	810 U	11000 U	510 U	11000 U	360 U	360 U
Acenaphthylene	ug/Kg	12000 U	1500 U	810 U	11000 U	510 U	11000 U	32 J	360 U
2,6-Dinitrotoluene	ug/Kg	12000 U	1500 U	810 U	11000 U	510 U	11000 U	360 U	360 U
3-Nitroaniline	ug/Kg	29000 U	3600 U	2000 U	27000 U	1200 U	27000 U	880 U	870 U
Acenaphthene	ug/Kg	12000 U	1500 U	810 U	11000 U	510 U	11000 U	360 U	360 U
2,4-Dinitrophenol	ug/Kg	29000 U	3600 U	2000 U	27000 U	1200 U	27000 U	880 U	870 U
4-Nitrophenol	ug/Kg	29000 U	3600 U	2000 U	27000 U	1200 U	27000 U	880 U	870 U
Dibenzofuran	ug/Kg	12000 U	1500 U	810 U	11000 U	510 U	11000 U	360 U	360 U
2,4-Dinitrotoluene	ug/Kg	12000 U	1500 U	810 U	11000 U	510 U	11000 U	360 U	360 U
Diethylphthalate	ug/Kg	12000 U	1500 U	810 U	11000 U	510 U	11000 U	360 U	360 U
4-Chlorophenyl-phenyl ether	ug/Kg	12000 U	1500 U	810 U	11000 U	510 U	11000 U	360 U	360 U
Fluorene	ug/Kg	1500 J	170 J	95 J	1900 J	510 U	11000 U	28 J	360 U
4-Nitroaniline	ug/Kg	29000 U	3800 U	2000 U	27000 U	1200 U	27000 U	880 U	870 U
4,6-Dinitro-2-methylphenol	ug/Kg	29000 U	3600 U	2000 U	27000 U	1200 U	27000 U	880 U	870 U
N-Nitrosodiphenylamine	ug/Kg	12000 U	1500 U	810 U	11000 U	510 U	11000 U	360 U	360 U
4-Bromophenyl-phenyl ether	ug/Kg	12000 U	1500 U	810 U	11000 U	510 U	11000 U	360 U	360 U
Hexachlorobenzene	ug/Kg	12000 U	1500 U	810 U	11000 U	510 U	11000 U	360 U	360 U
Pentachlorophenol	ug/Kg	29000 U	3600 U	2000 U	27000 U	1200 U	27000 U	880 U	870 U
Phenanthrene	ug/Kg	2700 J	350 J	180 J	4600 J	67 J	1000 J	370	360 U
Anthracene	ug/Kg	12000 U	1500 U	810 U	11000 U	510 U	11000 U	42 J	360 U
Carbazole	ug/Kg	12000 U	1500 U	810 U	11000 U	510 U	11000 U	26 J	360 U
Di-n-butylphthalate	ug/Kg	12000 U	1500 U	810 U	11000 U	510 U	11000 U	360 U	360 U
Fluoranthene	ug/Kg	12000 U	1500 U	810 U	11000 U	510 U	11000 U	570	360 U
Pyrene	ug/Kg	12000 U	1500 U	810 U	850 J	510 U	11000 U	560	360 U
Butylbenzylphthalate	ug/Kg	12000 U	1500 U	810 U	11000 U	510 U	11000 U	360 U	360 U
3,3'-Dichlorobenzidine	ug/Kg	12000 U	1500 U	810 U	11000 U	510 U	11000 U	360 U	360 U
Berzo(a)anthracene	ug/Kg	12000 U	1500 U	810 U	11000 U	510 U	11000 U	230 J	360 U
Chrysene	ug/Kg	12000 U	1500 U	810 U	11000 U	510 U	11000 U	350 J	360 U
bis(2-Ethylhexyl)phthalate	ug/Kg	12000 U	1500 U	810 U	11000 U	510 U	11000 U	360 U	360 U
Di-n-octylphthalate	ug/Kg	12000 U	1500 U	810 U	11000 U	510 U	11000 U	360 U	360 U
Berzo(b)fluoranthene	ug/Kg	12000 U	1500 U	810 U	11000 U	510 U	11000 U	240 J	360 U
Berzo(k)fluoranthene	ug/Kg	12000 U	1500 U	810 U	11000 U	510 U	11000 U	260 J	360 U
Berzo(a)pyrene	ug/Kg	12000 U	1500 U	810 U	11000 U	510 U	11000 U	250 J	360 U
Indeno(1,2,3-cd)pyrene	ug/Kg	12000 U	1500 U	810 U	11000 U	510 U	11000 U	170 J	360 U
Dibenz(a,h)anthracene	ug/Kg	12000 U	1500 U	810 U	11000 U	510 U	11000 U	72 J	360 U
Berzo(g,h,i)perylene	ug/Kg	12000 U	1500 U	810 U	11000 U	510 U	11000 U	200 J	360 U

SENECA ARMY DEPOT
SEAD-25 EXPANDED SITE INSPECTION
SOIL ANALYSIS RESULTS

COMPOUND	MATRIX LOCATION DEPTH (FEET) SAMPLE DATE ES ID LAB ID UNITS	SOIL SEAD-25 0-2 12/03/93 SB25-4.1 206062	SOIL SEAD-25 2-4 12/03/93 SB25-4.2 206063	SOIL SEAD-25 4-6 12/03/93 SB25-4.3 206064	SOIL SEAD-25 0-2 12/03/93 SB25-5.1 206065	SOIL SEAD-25 2-4 12/03/93 SB25-5.2 206066	SOIL SEAD-25 4-6 12/03/93 SB25-5.3 206067	SOIL SEAD-25 0-2 12/03/93 SB25-6.1 206068	SOIL SEAD-25 2-4 12/03/93 SB25-6.2 206069	
PESTICIDES/PCB										
alpha-BHC	ug/Kg	2 UJ	1.9 U	2.2 U	1.8 UJ	1.9 UJ	1.9 U	1.9 U	1.8 U	
beta-BHC	ug/Kg	2 UJ	1.9 U	2.2 U	1.8 UJ	1.9 UJ	1.9 U	1.9 U	1.8 U	
delta-BHC	ug/Kg	2 UJ	1.9 U	2.2 U	1.8 UJ	1.9 UJ	1.9 U	1.9 U	1.8 U	
gamma-BHC (Lindane)	ug/Kg	2 UJ	1.9 U	2.2 U	1.8 UJ	1.9 UJ	1.9 U	1.9 U	1.8 U	
Heptachlor	ug/Kg	2 UJ	1.9 U	2.2 U	1.8 UJ	1.9 UJ	1.9 U	1.9 U	1.8 U	
Aldrin	ug/Kg	2 UJ	1.9 U	2.2 U	1.8 UJ	1.9 UJ	1.9 U	1.9 U	1.8 U	
Heptachlor epoxide	ug/Kg	2 UJ	1.9 U	2.2 U	2.9 J	1.9 UJ	1.9 U	1.9 U	1.8 U	
Endosulfan I	ug/Kg	2 UJ	1.9 U	2.2 U	1.8 UJ	1.9 UJ	1.9 U	1.9 U	1.8 U	
Dieldrin	ug/Kg	3.9 UJ	3.7 U	4.3 U	3.5 UJ	3.7 UJ	3.7 U	3.7 U	3.6 U	
4,4'-DDE	ug/Kg	3.9 UJ	3.7 U	4.3 U	4.8 J	3.7 UJ	3.6 U	3.7 U	3.6 U	
Endrin	ug/Kg	3.9 UJ	3.7 U	4.3 U	2.1 J	3.7 UJ	3.6 U	3.7 U	3.6 U	
Endosulfan II	ug/Kg	3.9 UJ	3.7 U	4.3 U	3.5 UJ	3.7 UJ	3.6 U	3.7 U	3.6 U	
4,4'-DDD	ug/Kg	3.9 UJ	3.7 U	4.3 U	3.5 UJ	3.7 UJ	3.6 U	3.7 U	3.6 U	
Endosulfan sulfate	ug/Kg	3.9 UJ	3.7 U	4.3 U	3.5 UJ	3.7 UJ	3.6 U	3.7 U	3.6 U	
4,4'-DDT	ug/Kg	3.9 UJ	3.7 U	4.3 U	3.5 UJ	3.7 UJ	3.6 U	3.7 U	3.6 U	
Methoxychlor	ug/Kg	20 UJ	19 U	22 U	18 UJ	19 UJ	19 U	19 U	18 U	
Endrin ketone	ug/Kg	3.9 UJ	3.7 U	4.3 U	3.5 UJ	3.7 UJ	3.6 U	3.7 U	3.6 U	
Endrin aldehyde	ug/Kg	3.9 UJ	3.7 U	4.3 U	3.5 UJ	3.7 UJ	3.6 U	3.7 U	3.6 U	
alpha-Chlordane	ug/Kg	2 UJ	1.9 U	2.2 U	2.5 J	1.9 UJ	1.9 U	1.9 U	1.8 U	
gamma-Chlordane	ug/Kg	2 UJ	1.9 U	2.2 U	1.8 UJ	1.9 UJ	1.9 U	1.9 U	1.8 U	
Toxaphene	ug/Kg	200 UJ	190 U	220 U	180 UJ	190 UJ	190 U	190 U	180 U	
Aroclor-1016	ug/Kg	39 UJ	37 U	43 U	35 UJ	37 UJ	36 U	37 U	36 U	
Aroclor-1221	ug/Kg	79 UJ	74 U	86 U	71 UJ	75 UJ	74 U	74 U	73 U	
Aroclor-1232	ug/Kg	39 UJ	37 U	43 U	35 UJ	37 UJ	36 U	37 U	36 U	
Aroclor-1242	ug/Kg	39 UJ	37 U	43 U	35 UJ	37 UJ	36 U	37 U	36 U	
Aroclor-1248	ug/Kg	39 UJ	37 U	43 U	35 UJ	37 UJ	36 U	37 U	36 U	
Aroclor-1254	ug/Kg	39 UJ	37 U	43 U	35 UJ	37 UJ	36 U	37 U	36 U	
Aroclor-1260	ug/Kg	39 UJ	37 U	43 U	35 UJ	37 UJ	36 U	37 U	36 U	
METALS										
Aluminum	mg/Kg	19700	18600	7590	13200	23600	11600	10600	7070	
Antimony	mg/Kg	4.2 U	4.5 U	4.8 U	2.5 J	3.8 U	4 U	4.2 U	3 U	
Arsenic	mg/Kg	12.2	7.4	9.1	5.1	8.3	8	8.3	4.8	
Barium	mg/Kg	57.4	88.1	48.1	81.8	160	81.1	59.1	35	
Beryllium	mg/Kg	0.88 J	0.82 J	0.76 J	0.57 J	1.1	0.54 J	0.48 J	0.35 J	
Cadmium	mg/Kg	0.41 U R	0.43 U R	0.44 U R	0.24 U R	0.37 U R	0.39 U R	0.41 U R	0.29 U R	
Calcium	mg/Kg	5330	17800	128000	42600	5120	74200	82500	122000	
Chromium	mg/Kg	26.4	26.8	15.8	21.1	30.4	17.5	16.9	11.3	
Cobalt	mg/Kg	11.5	16.8	5.8 J	10.8	14	9.5	11.2	8.6 J	
Copper	mg/Kg	35.7 J	26.3 J	11.4 J	17.6 J	34 J	22 J	20.2 J	12 J	
Iron	mg/Kg	38100	35200	14000	24400	31100	20700	21400	15800	
Lead	mg/Kg	86.4	16.4	158	77.2	18	15.6	9.5	13.8	
Magnesium	mg/Kg	5210	8550	21800	6590	6950	17800	19600	22800	
Manganese	mg/Kg	281 J	776 J	344 J	433 J	697 J	423 J	722 J	610 J	
Mercury	mg/Kg	0.04 J	0.04 J	0.04 U	0.03 U	0.96	0.04 U	0.03 J	0.04 U	
Nickel	mg/Kg	34.4	47.8	14.2	30.8	45.2	29.1	26.8	18	
Potassium	mg/Kg	1430	1410	1980	1790	3250	2090	1480	1060	
Selenium	mg/Kg	0.92 J	0.85 J	1.5 J	1 J	0.87 J	0.68 J	0.97 J	0.63 J	
Silver	mg/Kg	0.81 U	0.87 U	0.89 U	0.48 U	0.73 U	0.78 U	0.82 U	0.59 U	
Sodium	mg/Kg	55.2 J	81.3 J	176 J	97.4 J	98.1 J	162 J	269 J	186 J	
Thallium	mg/Kg	0.51 J	0.48 J	0.79 J	0.55 J	0.62 J	0.23 J	0.24 UJ	0.21 UJ	
Vanadium	mg/Kg	34.1	27.5	14.8	17.5	40.8	20.5	18.5	12	
Zinc	mg/Kg	72.9 J	210 J	67 J	51.9 J	60.5 J	76.6 J	71.6 J	40.6 J	
Cyanide	mg/Kg	0.68 U	0.59 U	0.57 U	0.55 U	0.63 U	0.65 U	0.58 U	0.64 U	
OTHER ANALYSES										
Nitrate/Nitrite-Nitrogen	mg/Kg	0.01 U	0.01 U	0.01	0.01 U	0.01	0.02	0.17	0.01 U	
Total Solids	%W/W	85.2	89.7	93	94.3	87.5	91.5	90	91.6	
Total Petroleum Hydrocarbons	mg/Kg	5800	770	800	740	27000	2100	99	112	
Fluoride	mg/Kg	NS	NS	NS	NS	NS	NS	NS	NS	
pH	standard units	NS	NS	NS	NS	NS	NS	NS	NS	

SENECA ARMY DEPOT
SEAD-25 EXPANDED SITE INSPECTION
GROUNDWATER ANALYSIS RESULTS

COMPOUND	MATRIX	WATER	WATER	WATER	WATER	WATER
	LOCATION	SEAD-25	SEAD-25	SEAD-25	SEAD-25	SEAD-25
	SAMPLE DATE	02/06/94	02/06/94	02/05/94	11/15/93	11/15/93
	ES ID	MW25-1	MW25-4	MW25-2	MW25-3	MW25-3RE
	LAB ID	210541	210543	210480	204633,	204633
	UNITS		MW25-1DUP		204658	
VOLATILE ORGANICS						
Chloromethane	ug/L	10 U	10 U	10 U	10 U	NS
Bromomethane	ug/L	10 U	10 U	10 U	10 U	NS
Vinyl Chloride	ug/L	10 U	10 U	10 U	10 U	NS
Chloroethane	ug/L	10 U	10 U	10 U	10 U	NS
Methylene Chloride	ug/L	10 U	10 U	10 U	10 U	NS
Acetone	ug/L	10 U	10 U	10 U	10 U	NS
Carbon Disulfide	ug/L	10 U	10 U	10 U	10 U	NS
1,1-Dichloroethene	ug/L	10 U	10 U	1 J	10 U	NS
1,1-Dichloroethane	ug/L	10 U	10 U	8 J	3 J	NS
1,2-Dichloroethene (total)	ug/L	10 U	10 U	25	2 J	NS
Chloroform	ug/L	10 U	10 U	17	10 U	NS
1,2-Dichloroethane	ug/L	10 U	10 U	10 U	10 U	NS
2-Butanone	ug/L	10 U	10 U	10 U	10 U	NS
1,1,1-Trichloroethane	ug/L	10 U	10 U	36	10 U	NS
Carbon Tetrachloride	ug/L	10 U	10 U	10 U	10 U	NS
Bromodichloromethane	ug/L	10 U	10 U	10 U	10 U	NS
1,2-Dichloropropane	ug/L	10 U	10 U	10 U	10 U	NS
cis-1,3-Dichloropropene	ug/L	10 U	10 U	10 U	10 U	NS
Trichloroethene	ug/L	10 U	10 U	10	10 U	NS
Dibromochloromethane	ug/L	10 U	10 U	10 U	10 U	NS
1,1,2-Trichloroethane	ug/L	10 U	10 U	10 U	10 U	NS
Benzene	ug/L	10 U	10 U	780	30	NS
trans-1,3-Dichloropropene	ug/L	10 U	10 U	10 U	10 U	NS
Bromoform	ug/L	10 U	10 U	10 U	10 U	NS
4-Methyl-2-Pentanone	ug/L	10 U	10 U	10 U	10 U	NS
2-Hexanone	ug/L	10 U	10 U	10 U	10 U	NS
Tetrachloroethene	ug/L	10 U	10 U	1 J	10 U	NS
1,1,2,2-Tetrachloroethane	ug/L	10 U	10 U	10 U	10 U	NS
Toluene	ug/L	10 U	10 U	560	8 J	NS
Chlorobenzene	ug/L	10 U	10 U	10 U	10 U	NS
Ethylbenzene	ug/L	10 U	10 U	110	18	NS
Styrene	ug/L	10 U	10 U	10 U	10 U	NS
Xylene (total)	ug/L	10 U	10 U	2500	82	NS
MTBE	ug/L	ND	ND	NA	ND	NS
HERBICIDES						
2,4-D	ug/L	1.2 U	1.1 U	1.1 U	1.1 U	NS
2,4-DB	ug/L	1.2 U	1.1 U	1.1 U	1.1 U	NS
2,4,5-T	ug/L	0.12 U	0.11 U	0.11 U	0.11 U	NS
2,4,5-TP (Slivex)	ug/L	0.12 U	0.11 U	0.11 U	0.11 U	NS
Dalapon	ug/L	2.6 U	2.6 U	2.6 U	2.5 U	NS
Dicamba	ug/L	0.12 U	0.11 U	0.11 U	0.11 U	NS
Dichloroprop	ug/L	1.2 U	1.1 U	1.1 U	1.1 U	NS
Dinoseb	ug/L	0.56 U	0.55 U	0.55 U	0.53 U	NS
MCPA	ug/L	120 U	110 U	110 U	110 U	NS
MCPP	ug/L	120 U	110 U	110 U	110 U	NS
NITROAROMATICS						
HMX	ug/L	NS	NS	NS	NS	NS
RDX	ug/L	NS	NS	NS	NS	NS
1,3,5-Trinitrobenzene	ug/L	NS	NS	NS	NS	NS
1,3-Dinitrobenzene	ug/L	NS	NS	NS	NS	NS
Tetryl	ug/L	NS	NS	NS	NS	NS
2,4,6-Trinitrotoluene	ug/L	NS	NS	NS	NS	NS
4-amino-2,6-Dinitrotoluene	ug/L	NS	NS	NS	NS	NS
2-amino-4,6-Dinitrotoluene	ug/L	NS	NS	NS	NS	NS
2,6-Dinitrotoluene	ug/L	NS	NS	NS	NS	NS
2,4-Dinitrotoluene	ug/L	NS	NS	NS	NS	NS

NOTES:

NS stands for NOT SAMPLED
NA stands for NOT ANALYZED

SENECA ARMY DEPOT
SEAD-25 EXPANDED SITE INSPECTION
GROUNDWATER ANALYSIS RESULTS


COMPOUND	MATRIX LOCATION	WATER	WATER	WATER	WATER	WATER
	SAMPLE DATE	SEAD-25	SEAD-25	SEAD-25	SEAD-25	SEAD-25
ES ID	02/06/94	02/06/94	02/06/94	02/06/94	11/15/93	11/15/93
LAB ID	MW25-1	MW25-4	MW25-4	MW25-2	MW25-3	MW25-3RE
UNITS	210541	210543	210480	204633	204633	204633
			MW25-1DUP		204658	
SEMIVOLATILE ORGANICS						
Phenol	ug/L	10 U	10 U	56	11 U	12 U
bis(2-Chloroethyl) ether	ug/L	10 U	10 U	25 U	11 U	12 U
2-Chlorophenol	ug/L	10 U	10 U	25 U	11 U	12 U
1,3-Dichlorobenzene	ug/L	10 U	10 U	25 U	11 U	12 U
1,4-Dichlorobenzene	ug/L	10 U	10 U	25 U	11 U	12 U
1,2-Dichlorobenzene	ug/L	10 U	10 U	25 U	11 U	12 U
2-Methylphenol	ug/L	10 U	10 U	23 J	11 U	12 U
2,2'-oxybis(1-Chloropropane)	ug/L	10 U	10 U	25 U	11 U	12 U
4-Methylphenol	ug/L	10 U	10 U	42	11 U	12 U
N-Nitroso-di-n-propylamine	ug/L	10 U	10 U	25 U	11 U	12 U
Hexachloroethane	ug/L	10 U	10 U	25 U	11 U	12 U
Nitrobenzene	ug/L	10 U	10 U	25 U	11 U	12 U
Isophorone	ug/L	10 U	10 U	25 U	11 U	12 U
2-Nitrophenol	ug/L	10 U	10 U	25 U	11 U	12 U
2,4-Dimethylphenol	ug/L	10 U	10 U	86	11 U	12 U
bis(2-Chloroethoxy) methane	ug/L	10 U	10 U	25 U	11 U	12 U
2,4-Dichlorophenol	ug/L	10 U	10 U	25 U	11 U	12 U
1,2,4-Trichlorobenzene	ug/L	10 U	10 U	25 U	11 U	12 U
Naphthalene	ug/L	10 U	10 U	86	11 U	12 U
4-Chloroaniline	ug/L	10 U	10 U	25 U	11 U	12 U
Hexachlorobutadiene	ug/L	10 U	10 U	25 U	11 U	12 U
4-Chloro-3-methylphenol	ug/L	10 U	10 U	25 U	11 U	12 U
2-Methylnaphthalene	ug/L	10 U	10 U	37	11 U	12 U
Hexachlorocyclopentadiene	ug/L	10 U	10 U	25 U	11 U	12 U
2,4,6-Trichlorophenol	ug/L	10 U	10 U	25 U	11 U	12 U
2,4,5-Trichlorophenol	ug/L	25 U	25 U	62 U	26 U	29 U
2-Chloronaphthalene	ug/L	10 U	10 U	25 U	11 U	12 U
2-Nitroaniline	ug/L	25 U	25 U	62 U	26 U	29 U
Dimethylphthalate	ug/L	10 U	10 U	25 U	11 U	12 U
Acenaphthylene	ug/L	10 U	10 U	25 U	11 U	12 U
2,6-Dinitrotoluene	ug/L	10 U	10 U	25 U	11 U	12 U
3-Nitroaniline	ug/L	25 U	25 U	62 U	26 U	29 U
Acenaphthene	ug/L	10 U	10 U	25 U	11 U	12 U
2,4-Dinitrophenol	ug/L	25 U	25 U	62 U	26 U	29 U
4-Nitrophenol	ug/L	25 U	25 U	62 U	26 U	29 U
Dibenzofuran	ug/L	10 U	10 U	25 U	11 U	12 U
2,4-Dinitrotoluene	ug/L	10 U	10 U	25 U	11 U	12 U
Diethylphthalate	ug/L	10 U	10 U	25 U	11 U	12 U
4-Chlorophenyl-phenylether	ug/L	10 U	10 U	25 U	11 U	12 U
Fluorene	ug/L	10 U	10 U	1 J	11 U	12 U
4-Nitroaniline	ug/L	25 U	25 U	62 U	26 U	29 U
4,6-Dinitro-2-methylphenol	ug/L	25 U	25 U	62 U	26 U	29 U
N-Nitrosodiphenylamine	ug/L	10 U	10 U	25 U	11 U	12 U
4-Bromophenyl-phenylether	ug/L	10 U	10 U	25 U	11 U	12 U
Hexachlorobenzene	ug/L	10 U	10 U	25 U	11 U	12 U
Pentachlorophenol	ug/L	25 U	25 U	62 U	26 U	29 U
Phenanthrene	ug/L	10 U	10 U	25 U	11 U	12 U
Anthracene	ug/L	10 U	10 U	25 U	11 U	12 U
Carbazole	ug/L	10 U	10 U	25 U	11 U	12 U
Di-n-butylphthalate	ug/L	10 U	10 U	25 U	11 U	12 U
Fluoranthene	ug/L	10 U	10 U	25 U	11 U	12 U
Pyrene	ug/L	10 U	10 U	25 U	11 U	12 U
Butylbenzylphthalate	ug/L	10 U	10 U	25 U	11 U	12 U
3,3'-Dichlorobenzidine	ug/L	10 U	10 U	25 U	11 U	12 U
Benzo(a)anthracene	ug/L	10 U	10 U	25 U	11 U	12 U
Chrysene	ug/L	10 U	10 U	25 U	11 U	12 U
bis(2-Ethylhexyl)phthalate	ug/L	10 U	10 U	25 U	11 U	12 U
Di-n-octylphthalate	ug/L	10 U	10 U	25 U	11 U	12 U
Benzo(b)fluoranthene	ug/L	10 U	10 U	25 U	11 U	12 U
Benzo(k)fluoranthene	ug/L	10 U	10 U	25 U	11 U	12 U
Benzo(a)pyrene	ug/L	10 U	10 U	25 U	11 U	12 U
Indeno(1,2,3-cd)pyrene	ug/L	10 U	10 U	25 U	11 U	12 U
Dibenz(a,h)anthracene	ug/L	10 U	10 U	25 U	11 U	12 U
Benzo(g,h,i)perylene	ug/L	10 U	10 U	25 U	11 U	12 U

SENECA ARMY DEPOT
SEAD-25 EXPANDED SITE INSPECTION
GROUNDWATER ANALYSIS RESULTS

COMPOUND	MATRIX	WATER	WATER	WATER	WATER	WATER
	LOCATION	SEAD-25	SEAD-25	SEAD-25	SEAD-25	SEAD-25
	SAMPLE DATE	02/06/94	02/06/94	02/05/94	11/15/93	11/15/93
	ES ID	MW25-1	MW25-4	MW25-2	MW25-3	MW25-3RE
	LAB ID	210541	210543	210480	204633,	204633
	UNITS		MW25-1DUP		204658	
PESTICIDES/PCB						
alpha-BHC	ug/L	0.056 U	0.06 U	0.06 U	0.053 U	NS
beta-BHC	ug/L	0.056 U	0.06 U	0.06 U	0.053 U	NS
delta-BHC	ug/L	0.056 U	0.06 U	0.06 U	0.053 U	NS
gamma-BHC (Lindane)	ug/L	0.056 U	0.06 U	0.06 U	0.053 U	NS
Heptachlor	ug/L	0.056 U	0.06 U	0.06 U	0.053 U	NS
Aldrin	ug/L	0.056 U	0.06 U	0.06 U	0.053 U	NS
Heptachlor epoxide	ug/L	0.056 U	0.06 U	0.06 U	0.053 U	NS
Endosulfan I	ug/L	0.056 U	0.06 U	0.06 U	0.053 U	NS
Dieldrin	ug/L	0.11 U	0.12 U	0.12 U	0.11 U	NS
4,4'-DDE	ug/L	0.11 U	0.12 U	0.12 U	0.11 U	NS
Endrin	ug/L	0.11 U	0.12 U	0.12 U	0.11 U	NS
Endosulfan II	ug/L	0.11 U	0.12 U	0.12 U	0.11 U	NS
4,4'-DDD	ug/L	0.11 U	0.12 U	0.12 U	0.11 U	NS
Endosulfan sulfate	ug/L	0.11 U	0.12 U	0.12 U	0.11 U	NS
4,4'-DDT	ug/L	0.11 U	0.12 U	0.12 U	0.11 U	NS
Methoxychlor	ug/L	0.56 U	0.6 U	0.6 U	0.53 U	NS
Endrin ketone	ug/L	0.11 U	0.12 U	0.12 U	0.11 U	NS
Endrin aldehyde	ug/L	0.11 U	0.12 U	0.12 U	0.11 U	NS
alpha-Chlordane	ug/L	0.056 U	0.06 U	0.06 U	0.053 U	NS
gamma-Chlordane	ug/L	0.056 U	0.06 U	0.06 U	0.053 U	NS
Toxaphene	ug/L	5.6 U	6 U	6 U	5.3 U	NS
Aroclor-1016	ug/L	1.1 U	1.2 U	1.2 U	1.1 U	NS
Aroclor-1221	ug/L	2.2 U	2.4 U	2.4 U	2.1 U	NS
Aroclor-1232	ug/L	1.1 U	1.2 U	1.2 U	1.1 U	NS
Aroclor-1242	ug/L	1.1 U	1.2 U	1.2 U	1.1 U	NS
Aroclor-1248	ug/L	1.1 U	1.2 U	1.2 U	1.1 U	NS
Aroclor-1254	ug/L	1.1 U	1.2 U	1.2 U	1.1 U	NS
Aroclor-1260	ug/L	1.1 U	1.2 U	1.2 U	1.1 U	NS
METALS						
Aluminum	ug/L	894 J	1870 J	53.3 J	2260	NS
Antimony	ug/L	24.9 J R	36.3 J R	22.4 J R	52.7 U	NS
Arsenic	ug/L	1.4 U	1.4 U	3.8 J	1 U	NS
Barium	ug/L	115 J	121 J	74.1 J	54 J	NS
Beryllium	ug/L	0.4 U	0.4 U	0.4 U	0.31 J	NS
Cadmium	ug/L	2.1 U	2.1 U	2.1 U	3.3 U	NS
Calcium	ug/L	142000	145000	143000	119000	NS
Chromium	ug/L	2.8 J	2.6 U	2.6 U	5 J	NS
Cobalt	ug/L	4.4 U	4.4 U	4.4 U	7.9 J	NS
Copper	ug/L	3.1 U	3.1 U	3.1 U	4.4 J	NS
Iron	ug/L	1300 J	3200 J	3730	4150	NS
Lead	ug/L	3 R	2.7 J R	2 J R	3	NS
Magnesium	ug/L	26100	26900	48000	22000	NS
Manganese	ug/L	213	241	1330	2440	NS
Mercury	ug/L	0.05 J R	0.05 J R	0.04 U	0.07 UJ	NS
Nickel	ug/L	4.4 J	6.8 J	4.7 J	11.5 J	NS
Potassium	ug/L	906 U	1010 J	9950	4170 J	NS
Selenium	ug/L	0.73 J	0.7 U	0.7 U	0.8 U	NS
Silver	ug/L	4.2 U	4.2 U	4.2 U	6.7 U	NS
Sodium	ug/L	52900	54100	13100	11500 R	NS
Thallium	ug/L	1.2 U	1.2 U	1.2 U	1.8 U	NS
Vanadium	ug/L	3.7 U	3.7 U	3.7 U	5.4 J	NS
Zinc	ug/L	12.4 J R	20.2 R	31.3 R	20 R	NS
Cyanide	ug/L	5 U	5 U	5 U	5 U	NS
OTHER ANALYSES						
Nitrate/Nitrite-Nitrogen	mg/L	0.16	0.17	0.01 U	0.07	NS
Total Petroleum Hydrocarbons	mg/L	0.4 U	0.4 U	2	1.6	NS
Fluoride	mg/L	NS	NS	NS	NS	NS
pH	standard units	7.01	NS	7.08	7.52	NS
Specific Conductivity	umhos/cm	600	NS	600	510	NS
Turbidity	NTU	56.4	NS	3.6	2.2	NS



SEAD-26
Expanded Site Inspection



SENECA ARMY DEPOT
SEAD-26 EXPANDED SITE INSPECTION
SOIL ANALYSIS RESULTS

MATRIX LOCATION DEPTH (FEET) SAMPLE DATE ES ID LAB ID	SOIL SEAD-26 0-0.2 10/25/93 SS26-1 202245	SOIL SEAD-26 0-0.2 10/25/93 SS26-1RE 202245	SOIL SEAD-26 0-0.2 10/25/93 SS26-2 202246	SOIL SEAD-26 0-0.2 10/25/93 SS26-2RE 202246	SOIL SEAD-26 0-0.2 10/25/93 SS26-3 202247	SOIL SEAD-26 0-0.2 10/25/93 SS26-4 202249	SOIL SEAD-26 0-0.2 10/25/93 SS26-5 202251	SOIL SEAD-26 0-0.2 10/25/93 SS26-6 202252	SOIL SEAD-26 0-0.2 10/25/93 SS26-7 202253
COMPOUND									
SEMIVOLATILE ORGANICS									
Phend	ug/Kg 19000 U	NS	4000 U	NS	45000 U	38000 U	450 U	340 U	1100 U
bis(2-Chloroethyl) ether	ug/Kg 19000 U	NS	4000 U	NS	45000 U	38000 U	450 U	340 U	1100 U
2-Chlorophend	ug/Kg 19000 U	NS	4000 U	NS	45000 U	38000 U	450 U	340 U	1100 U
1,3-Dichlorobenzene	ug/Kg 19000 U	NS	4000 U	NS	45000 U	38000 U	450 U	340 U	1100 U
1,4-Dichlorobenzene	ug/Kg 19000 U	NS	4000 U	NS	45000 U	38000 U	450 U	340 U	1100 U
1,2-Dichlorobenzene	ug/Kg 19000 U	NS	4000 U	NS	45000 U	38000 U	450 U	340 U	1100 U
2-Methylphend	ug/Kg 19000 U	NS	4000 U	NS	45000 U	38000 U	450 U	340 U	1100 U
2,2'-oxybis(1-Chloropropane)	ug/Kg 19000 U	NS	4000 U	NS	45000 U	38000 U	450 U	340 U	1100 U
4-Methylphend	ug/Kg 19000 U	NS	4000 U	NS	45000 U	38000 U	450 U	340 U	1100 U
N-Nitroso-di-n-propylamine	ug/Kg 19000 U	NS	4000 U	NS	45000 U	38000 U	450 U	340 U	1100 U
Hexachloroethane	ug/Kg 19000 U	NS	4000 U	NS	45000 U	38000 U	450 U	340 U	1100 U
Nitrobenzene	ug/Kg 19000 U	NS	4000 U	NS	45000 U	38000 U	450 U	340 U	1100 U
Isophorone	ug/Kg 19000 U	NS	4000 U	NS	45000 U	38000 U	450 U	340 U	1100 U
2-Nitrophenol	ug/Kg 19000 U	NS	4000 U	NS	45000 U	38000 U	450 U	340 U	1100 U
2,4-Dimethylphenol	ug/Kg 19000 U	NS	4000 U	NS	45000 U	38000 U	450 U	340 U	1100 U
bis(2-Chloroethoxy) methane	ug/Kg 19000 U	NS	4000 U	NS	45000 U	38000 U	450 U	340 U	1100 U
2,4-Dichlorophenol	ug/Kg 19000 U	NS	4000 U	NS	45000 U	38000 U	450 U	340 U	1100 U
1,2,4-Trichlorobenzene	ug/Kg 19000 U	NS	4000 U	NS	45000 U	38000 U	450 U	340 U	1100 U
Naphthalene	ug/Kg 19000 U	NS	4000 U	NS	45000 U	38000 U	450 U	24 J	1100 U
4-Chloroaniline	ug/Kg 19000 U	NS	4000 U	NS	45000 U	38000 U	450 U	340 U	1100 U
Hexachlorobutadiene	ug/Kg 19000 U	NS	4000 U	NS	45000 U	38000 U	450 U	340 U	1100 U
4-Chloro-3-methylphenol	ug/Kg 19000 U	NS	4000 U	NS	45000 U	38000 U	450 U	340 U	1100 U
2-Methylnaphthalene	ug/Kg 19000 U	NS	500 J	NS	45000 U	38000 U	41 J	26 J	1100 U
Hexachlorocyclopentadiene	ug/Kg 19000 U	NS	4000 U	NS	45000 U	38000 U	450 U	340 U	1100 U
2,4,6-Trichlorophenol	ug/Kg 19000 U	NS	4000 U	NS	45000 U	38000 U	450 U	340 U	1100 U
2,4,5-Trichlorophenol	ug/Kg 46000 U	NS	9800 U	NS	10000 U	9500 U	1100 U	830 U	2700 U
2-Chloronaphthalene	ug/Kg 19000 U	NS	4000 U	NS	45000 U	38000 U	450 U	340 U	1100 U
2-Nitroaniline	ug/Kg 46000 U	NS	9800 U	NS	10000 U	9500 U	1100 U	830 U	2700 U
Dimethylphthalate	ug/Kg 19000 U	NS	4000 U	NS	45000 U	38000 U	450 U	340 U	1100 U
Aceraphthylene	ug/Kg 19000 U	NS	4000 U	NS	45000 U	38000 U	450 U	340 U	1100 U
2,6-Dinitrotoluene	ug/Kg 19000 U	NS	4000 U	NS	45000 U	38000 U	450 U	340 U	1100 U
3-Nitroaniline	ug/Kg 46000 U	NS	9800 U	NS	10000 U	9500 U	1100 U	830 U	2700 U
Aceraphthene	ug/Kg 19000 U	NS	4000 U	NS	45000 U	38000 U	180 J	340 U	150 J
2,4-Dinitrophenol	ug/Kg 46000 U	NS	9800 U	NS	10000 U	9500 U	1100 U	830 U	2700 U
4-Nitrophenol	ug/Kg 46000 U	NS	9800 U	NS	10000 U	9500 U	1100 U	830 U	2700 U
Dibenzofuran	ug/Kg 19000 U	NS	4000 U	NS	45000 U	38000 U	62 J	340 U	1100 U
2,4-Dinitrotoluene	ug/Kg 19000 U	NS	4000 U	NS	45000 U	38000 U	450 U	340 U	1100 U
Diethylphthalate	ug/Kg 19000 U	NS	4000 U	NS	45000 U	38000 U	450 U	340 U	1100 U
4-Chlorophenyl-phenylether	ug/Kg 19000 U	NS	4000 U	NS	45000 U	38000 U	450 U	340 U	1100 U
Fluorene	ug/Kg 19000 U	NS	4000 U	NS	45000 U	38000 U	130 J	340 U	130 J
4-Nitroaniline	ug/Kg 46000 U	NS	9800 U	NS	10000 U	9500 U	1100 U	830 U	2700 U
4,6-Dinitro-2-methylphenol	ug/Kg 46000 U	NS	9800 U	NS	10000 U	9500 U	1100 U	830 U	2700 U
N-Nitrosodiphenylamine	ug/Kg 19000 U	NS	4000 U	NS	45000 U	38000 U	450 U	340 U	1100 U
4-Bromophenyl-phenylether	ug/Kg 19000 U	NS	4000 U	NS	45000 U	38000 U	450 U	340 U	1100 U
Hexachlorobenzene	ug/Kg 19000 U	NS	4000 U	NS	45000 U	38000 U	450 U	340 U	1100 U
Pentachlorophend	ug/Kg 46000 U	NS	9800 U	NS	10000 U	9500 U	1100 U	830 U	2700 U
Phenanthrene	ug/Kg 19000 U	NS	4000 U	NS	45000 U	38000 U	1600	340 U	2700
Anthracene	ug/Kg 19000 U	NS	4000 U	NS	45000 U	38000 U	240 J	340 U	480 J
Carbazole	ug/Kg 19000 U	NS	4000 U	NS	45000 U	38000 U	230 J	340 U	570 J
Di-n-butylphthalate	ug/Kg 19000 U	NS	4000 U	NS	6200 J	38000 U	450 U	340 U	1100 U
Fluoranthene	ug/Kg 19000 U	NS	4000 U	NS	45000 U	38000 U	2300	340 U	7000
Pyrene	ug/Kg 1700 J	NS	720 J	NS	2500 J	3400 J	1900	19 J	6200
Butylbenzylphthalate	ug/Kg 19000 U	NS	4000 U	NS	45000 U	38000 U	450 U	340 U	210 J
3,3'-Dichlorobenzidine	ug/Kg 19000 U	NS	4000 U	NS	45000 U	38000 U	450 U	340 U	1100 U
Benzofuran	ug/Kg 19000 U	NS	4000 U	NS	45000 U	38000 U	750	340 U	3700
Chrysene	ug/Kg 19000 U	NS	4000 U	NS	45000 U	38000 U	940	31 J	4300
bis(2-Ethylhexyl)phthalate	ug/Kg 19000 U	NS	4000 U	NS	45000 U	38000 U	450 U	340 U	1100 U
Di-n-octylphthalate	ug/Kg 19000 U	NS	4000 U	NS	45000 U	38000 U	450 U	340 U	1100 U
Benzofluoranthene	ug/Kg 19000 U	NS	4000 U	NS	45000 U	38000 U	780	90 J	4000
Benzofluoranthene	ug/Kg 19000 U	NS	4000 U	NS	45000 U	38000 U	690	39 J	3500
Benzofluoranthene	ug/Kg 19000 U	NS	4000 U	NS	45000 U	38000 U	720	46 J	3400
Benzofluoranthene	ug/Kg 19000 U	NS	4000 U	NS	45000 U	38000 U	390 J	44 J	1500
Indeno(1,2,3-cd)pyrene	ug/Kg 19000 U	NS	4000 U	NS	45000 U	38000 U	450 U	340 U	750 J
Dibenz(b,h)anthracene	ug/Kg 19000 U	NS	4000 U	NS	45000 U	38000 U	250 J	42 J	900 J
Benzofluoranthene	ug/Kg 19000 U	NS	4000 U	NS	45000 U	38000 U			

SENECA ARMY DEPOT
SEAD-26 EXPANDED SITE INSPECTION
SOIL ANALYSIS RESULTS

COMPOUND	MATRIX	SOIL	SOIL	SOIL	SOIL	SOIL	SOIL	SOIL	SOIL	SOIL	SOIL
	LOCATION	SEAD-26	SEAD-26	SEAD-26	SEAD-26	SEAD-26	SEAD-26	SEAD-26	SEAD-26	SEAD-26	SEAD-26
	DEPTH (FEET)	0-0.2	0-0.2	0-0.2	0-0.2	0-0.2	0-0.2	0-0.2	0-0.2	0-0.2	0-0.2
	SAMPLE DATE	10/25/93	10/25/93	10/25/93	10/25/93	10/25/93	10/25/93	10/25/93	10/25/93	10/25/93	10/25/93
ES ID	SS26-1	SS26-1RE	SS26-2	SS26-2RE	SS26-3	SS26-9	SS26-4	SS26-5	SS26-6	SS26-7	
LAB ID	202245	202245	202246	202246	202247	202255	202249	202251	202252	202253	
UNITS						SS26-3DUP					
PESTICIDES/PCB											
alpha-BHC	ug/Kg	9.4 U	NS	9.6 U	NS	3.8 U	9.7 U	1.8 U	1.8 U	3.5 U	1.8 U
beta-BHC	ug/Kg	9.4 U	NS	9.6 U	NS	3.8 U	9.7 U	1.8 U	1.8 U	3.5 U	1.8 U
delta-BHC	ug/Kg	9.4 U	NS	9.6 U	NS	3.8 U	9.7 U	1.8 U	1.8 U	3.5 U	1.8 U
gamma-BHC (Lindane)	ug/Kg	9.4 U	NS	9.6 U	NS	3.8 U	9.7 U	1.8 U	1.8 U	3.5 U	1.8 U
Heptachlor	ug/Kg	9.4 U	NS	9.6 U	NS	3.8 U	9.7 U	1.8 U	1.8 U	3.5 U	1.8 U
Aldrin	ug/Kg	9.4 U	NS	9.6 U	NS	3.8 U	9.7 U	1.8 U	1.8 U	3.5 U	1.8 U
Heptachlor epoxide	ug/Kg	9.4 U	NS	9.6 U	NS	3.8 U	9.7 U	1.8 U	1.8 U	3.5 U	1.8 U
Endosulfan I	ug/Kg	9.4 U	NS	9.6 U	NS	5.3 J	9.7 U	1.8 U	1.8 U	3.5 U	1.8 U
Dieldrin	ug/Kg	18 U	NS	19 U	NS	4.2 J	19 U	3.6 U	3.4 U	6.7 U	3.5 U
4,4'-DDE	ug/Kg	17 J	NS	14 J	NS	4.4 J	19 U	6 J	3.4 U	6.7 U	3 J
Endrin	ug/Kg	18 U	NS	19 U	NS	7.4 U	19 U	3.6 U	3.4 U	6.7 U	3.5 U
Endosulfan II	ug/Kg	35 J	NS	60 J	NS	7.4 U	19 U	3.6 U	3.4 U	6.7 U	3.5 U
4,4'-DDD	ug/Kg	22	NS	19 U	NS	7.4 U	19 U	3.6 U	3.4 U	6.7 U	3.5 U
Endosulfan sulfate	ug/Kg	21 J	NS	23 J	NS	7.4 U	19 U	3.6 U	3.4 U	6.7 U	3.5 U
4,4'-DDT	ug/Kg	18 U	NS	19 U	NS	7.4 U	19 U	3.6 U	3.4 U	6.7 U	3.5 U
Methoxychlor	ug/Kg	94 U	NS	96 U	NS	21 J	97 U	18 U	18 U	35 U	18 U
Endrin ketone	ug/Kg	18 U	NS	19 U	NS	7.4 U	19 U	3.6 U	3.4 U	6.7 U	3.5 U
Endrin aldehyde	ug/Kg	18 U	NS	23 J	NS	15 J	17 J	3.6 U	3.4 U	6.7 U	3.5 U
alpha-Chlordane	ug/Kg	9.4 U	NS	9.6 U	NS	3.8 U	9.7 U	1.8 U	1.8 U	3.5 U	1.8 U
gamma-Chlordane	ug/Kg	5.9 J	NS	7.8 J	NS	3.8 U	9.7 U	1.8 U	1.8 U	3.5 U	1.8 U
Toxaphene	ug/Kg	940 U	NS	960 U	NS	380 U	970 U	180 U	180 U	350 U	180 U
Aroclor-1016	ug/Kg	180 U	NS	190 U	NS	74 U	190 U	36 U	34 U	67 U	35 U
Aroclor-1221	ug/Kg	370 U	NS	380 U	NS	150 U	380 U	73 U	70 U	140 U	71 U
Aroclor-1232	ug/Kg	180 U	NS	190 U	NS	74 U	190 U	36 U	34 U	67 U	35 U
Aroclor-1242	ug/Kg	180 U	NS	190 U	NS	74 U	190 U	36 U	34 U	67 U	35 U
Aroclor-1248	ug/Kg	180 U	NS	190 U	NS	74 U	190 U	36 U	34 U	67 U	35 U
Aroclor-1254	ug/Kg	180 U	NS	190 U	NS	74 U	190 U	36 U	34 U	67 U	35 U
Aroclor-1260	ug/Kg	180 U	NS	190 U	NS	74 U	190 U	36 U	34 U	67 U	35 U
METALS											
Aluminum	mg/Kg	1750	NS	1560	NS	2050	1640	10900	5830	2650	5490
Antimony	mg/Kg	8.9 UJ	NS	10.9 UJ	NS	7.4 UJ	8.5 UJ	8.1 UJ	7 UJ	8 UJ	8.8 UJ
Arsenic	mg/Kg	3.3	NS	6.5	NS	6	7.5	9.6	3.8	10.8	4.9
Barium	mg/Kg	73.9	NS	45.7	NS	18 J	17.3 J	70.1	21.5 J	25.8 J	90.7
Beryllium	mg/Kg	0.25 J	NS	0.2 J	NS	0.24 J	0.22 J	0.48 J	0.22 J	0.23 J	0.33 J
Cadmium	mg/Kg	0.56 J	NS	0.68 U	NS	0.47 U	0.53 U	0.51 U	0.44 U	0.5 U	0.55 U
Calcium	mg/Kg	293000	NS	264000	NS	271000	285000	48100	44200	213000	222000
Chromium	mg/Kg	3.8 R	NS	3.9 R	NS	3.9 R	3.5 R	17.6	8.9	31.1	10.6
Cobalt	mg/Kg	2.7 J	NS	3.6 J	NS	2.8 J	3.1 J	9.7	4.5 J	5.7 J	6.6 J
Copper	mg/Kg	12.8	NS	11.8	NS	10.5	11.6	19.3	16.5	25.9	19
Iron	mg/Kg	3510	NS	5970	NS	3270	3880	22100	11900	70200	13500
Lead	mg/Kg	6.8	NS	3.4	NS	3.2	3.7	20.8	8.7	52.2	58.5
Magnesium	mg/Kg	7980	NS	8180	NS	7810	9370	7180	15500	12800	18200
Manganese	mg/Kg	213	NS	212	NS	198	241	398	264	536	365
Mercury	mg/Kg	0.02 U	NS	0.87	NS	0.04 U	0.38	0.02 J	0.55	0.02 U	0.53
Nickel	mg/Kg	12.2 R	NS	13.4 R	NS	56 R	14.1 R	30.3 R	14.8 R	20.1 R	19.4 R
Potassium	mg/Kg	1030	NS	849 J	NS	1170	1010	1400	1050	1050	2070
Selenium	mg/Kg	0.23 U	NS	0.24 J	NS	0.23 U	0.35 J	0.19 U	0.21 U	0.19 U	0.14 U
Silver	mg/Kg	1.1 UJ	NS	1.4 UJ	NS	0.95 UJ	1.1 UJ	1 UJ	0.89 UJ	1 UJ	1.1 UJ
Sodium	mg/Kg	224 J	NS	238 J	NS	218 J	238 J	125 J	104 J	212 J	241 J
Thallium	mg/Kg	2.5 UJ	NS	2.6 UJ	NS	2.5 UJ	1.5 UJ	0.21 UJ	0.23 UJ	0.2 UJ	1.5 UJ
Vanadium	mg/Kg	12.2	NS	8.5 J	NS	10.5	9.2	17.3	12.4	11	14.8
Zinc	mg/Kg	96.9 R	NS	35.5 R	NS	105 R	31.3 R	75.9 R	51.5 R	164 R	278 R
Cyanide	mg/Kg	0.54 U	NS	0.56 U	NS	0.56 U	0.56 U	0.52 U	0.51 U	0.5 U	0.51 U
OTHER ANALYSES											
Nitrate/Nitrite-Nitrogen	mg/Kg	0.85	NS	0.22	NS	0.05	0.12	0.07	0.14	0.04	0.44
Total Solids	%W/W	89.6	NS	88.6	NS	88.6	88.4	92.5	96.4	97.6	94.7
Total Petroleum Hydrocarbons	mg/Kg	76	NS	71	NS	21000	17900	880	117	97	330
Fluoride	mg/Kg	NS	NS	NS	NS	NS	NS	NS	NS	NS	NS
pH	standard units	NS	NS	NS	NS	NS	NS	NS	NS	NS	NS

SENECA ARMY DEPOT
SEAD-26 EXPANDED SITE INSPECTION
SOIL ANALYSIS RESULTS

MATRIX LOCATION DEPTH (FEET) SAMPLE DATE ES ID LAB ID UNITS	SOIL SEAD-26	SOIL SEAD-26	SOIL SEAD-26	SOIL SEAD-26	SOIL SEAD-26	SOIL SEAD-26	SOIL SEAD-26	SOIL SEAD-26	SOIL SEAD-26	SOIL SEAD-26	SOIL SEAD-26	SOIL SEAD-26
	0-0.2	0-2	0-2	2-4	2-4	2-4	0-2	0-2	0-2	8-10	10-12	10-12
	10/25/93	11/17/93	11/17/93	11/17/93	11/17/93	11/17/93	11/18/93	11/18/93	11/18/93	11/18/93	11/18/93	11/18/93
	SS26-8	SB26-1.1	SB26-1.1RE	SB26-1.2	SB26-1.2RE	SB26-2.1	SB26-2.5	SB26-2.5RE	SB26-2.6	SB26-2.7	SB26-2.7	SB26-2.7
	202254	204829	204829	204830	204830	205095	205096	205096	205097	205097	205097	205097
VOLATILE ORGANICS												
Chloromethane	ug/Kg	11 U	11 U	NS	11 U	NS	11 U	10 U	10 U	R	12 U	12 U
Bromomethane	ug/Kg	11 U	11 U	NS	11 U	NS	11 U	10 U	10 U	R	12 U	12 U
Vinyl Chloride	ug/Kg	11 U	11 U	NS	11 U	NS	11 U	10 U	10 U	R	12 U	12 U
Chloroethane	ug/Kg	11 U	11 U	NS	11 U	NS	11 U	10 U	10 U	R	12 U	12 U
Methylene Chloride	ug/Kg	12 U	11 U	NS	11 U	NS	11 U	10 U	4 J	R	12 U	12 U
Acetone	ug/Kg	11 U	11 U	NS	11 U	NS	25 U	10 U	10 U	R	13 U	12 U
Carbon Disulfide	ug/Kg	11 U	11 U	NS	11 U	NS	11 U	10 U	10 U	R	12 U	12 U
1,1-Dichloroethane	ug/Kg	11 U	11 U	NS	11 U	NS	11 U	10 U	10 U	R	12 U	12 U
1,1-Dichloroethane	ug/Kg	11 U	11 U	NS	11 U	NS	11 U	10 U	10 U	R	12 U	12 U
1,2-Dichloroethane (total)	ug/Kg	11 U	11 U	NS	11 U	NS	11 U	10 U	10 U	R	12 U	12 U
Chloroform	ug/Kg	11 U	11 U	NS	11 U	NS	11 U	10 U	10 U	R	12 U	12 U
1,2-Dichloroethane	ug/Kg	11 U	11 U	NS	11 U	NS	11 U	10 U	10 U	R	12 U	12 U
2-Butanone	ug/Kg	11 U	11 U	NS	11 U	NS	11 U	10 U	10 U	R	12 U	12 U
1,1,1-Trichloroethane	ug/Kg	11 U	11 U	NS	11 U	NS	11 U	10 U	10 U	R	12 U	12 U
Carbon Tetrachloride	ug/Kg	11 U	11 U	NS	11 U	NS	11 U	10 U	10 U	R	12 U	12 U
Bromochloromethane	ug/Kg	11 U	11 U	NS	11 U	NS	11 U	10 U	10 U	R	12 U	12 U
1,2-Dichloropropane	ug/Kg	11 U	11 U	NS	11 U	NS	11 U	10 U	10 U	R	12 U	12 U
cis-1,3-Dichloropropene	ug/Kg	11 U	11 U	NS	11 U	NS	11 U	10 U	10 U	R	12 U	12 U
Trichloroethene	ug/Kg	11 U	11 U	NS	11 U	NS	11 U	10 U	10 U	R	12 U	12 U
Dibromochloromethane	ug/Kg	11 U	11 U	NS	11 U	NS	11 U	10 U	10 U	R	12 U	12 U
1,1,2-Trichloroethane	ug/Kg	11 U	11 U	NS	11 U	NS	11 U	10 U	10 U	R	12 U	12 U
Benzene	ug/Kg	11 U	11 U	NS	11 U	NS	11 U	10 U	10 U	R	12 U	12 U
trans-1,3-Dichloropropene	ug/Kg	11 U	11 U	NS	11 U	NS	11 U	10 U	10 U	R	12 U	12 U
Bromoform	ug/Kg	11 U	11 U	NS	11 U	NS	11 U	10 U	10 U	R	12 U	12 U
4-Methyl-2-Pentanone	ug/Kg	11 U	11 U	NS	11 U	NS	11 U	10 U	10 U	R	12 U	12 U
2-Hexanone	ug/Kg	11 U	11 U	NS	11 U	NS	11 U	10 U	10 U	R	12 U	12 U
Tetrachloroethene	ug/Kg	11 U	11 U	NS	11 U	NS	11 U	10 U	10 U	R	12 U	12 U
1,1,2,2-Tetrachloroethane	ug/Kg	11 U	11 U	NS	11 U	NS	11 U	10 U	10 U	R	12 U	12 U
Toluene	ug/Kg	11 U	11 U	NS	11 U	NS	11 U	3 J	10 U	R	12 U	12 U
Chlorobenzene	ug/Kg	11 U	11 U	NS	11 U	NS	11 U	10 U	10 U	R	12 U	12 U
Ethylbenzene	ug/Kg	11 U	11 U	NS	11 U	NS	11 U	10 U	10 U	R	12 U	12 U
Styrene	ug/Kg	11 U	11 U	NS	11 U	NS	11 U	10 U	10 U	R	12 U	12 U
Xylene (total)	ug/Kg	11 U	11 U	NS	11 U	NS	11 U	10 U	10 U	R	12 U	12 U
MTBE	ug/Kg	NA	ND	NS	ND	NS	10 U	10 U	10 U	R	10 U	10 U
HERBICIDES												
2,4-D	ug/Kg	54 U	55 U R	55 UJ	57 U R	57 UJ	55 U	53 U	NS		63 U	59 U
2,4-DB	ug/Kg	54 U	55 U R	55 UJ	57 U R	57 UJ	55 U	53 U	NS		63 U	59 U
2,4,5-T	ug/Kg	5.4 U	5.5 U R	5.5 UJ	5.7 U R	5.7 UJ	5.5 U	5.3 U	NS		6.3 U	5.9 U
2,4,5-TP (Silvex)	ug/Kg	5.4 U	5.5 U R	5.5 UJ	5.7 U R	5.7 UJ	5.5 U	5.3 U	NS		6.3 U	5.9 U
Dalapon	ug/Kg	130 U	140 U R	140 UJ	140 U R	140 UJ	140 U	130 U	NS		150 U	140 U
Dicamba	ug/Kg	5.4 U	5.5 U R	5.5 UJ	5.7 U R	5.7 UJ	5.5 U	5.3 U	NS		6.3 U	5.9 U
Dichloroprop	ug/Kg	54 U	55 U R	55 UJ	57 U R	57 UJ	55 U	53 U	NS		63 U	59 U
Dinoseb	ug/Kg	27 U	28 U R	28 UJ	29 U R	29 UJ	28 U	27 U	NS		32 U	30 U
MCPA	ug/Kg	5400 U	5500 U R	5500 UJ	5700 U R	5700 UJ	5500 U	5300 U	NS		6300 U	5900 U
MCPP	ug/Kg	5400 U	5500 U R	5500 UJ	5700 U R	5700 UJ	5500 U	5300 U	NS		6300 U	5900 U
NITROAROMATICS												
HMX	ug/Kg	130 UJ	NS	NS	NS	NS	NS	NS	NS		NS	NS
RDX	ug/Kg	130 UJ	NS	NS	NS	NS	NS	NS	NS		NS	NS
1,3,5-Trinitrobenzene	ug/Kg	130 UJ	NS	NS	NS	NS	NS	NS	NS		NS	NS
1,3-Dinitrobenzene	ug/Kg	130 UJ	NS	NS	NS	NS	NS	NS	NS		NS	NS
Tetryl	ug/Kg	130 UJ	NS	NS	NS	NS	NS	NS	NS		NS	NS
2,4,6-Trinitrotoluene	ug/Kg	130 UJ	NS	NS	NS	NS	NS	NS	NS		NS	NS
4-amino-2,6-Dinitrotoluene	ug/Kg	130 UJ	NS	NS	NS	NS	NS	NS	NS		NS	NS
2-amino-4,6-Dinitrotoluene	ug/Kg	130 UJ	NS	NS	NS	NS	NS	NS	NS		NS	NS
2,6-Dinitrotoluene	ug/Kg	130 UJ	NS	NS	NS	NS	NS	NS	NS		NS	NS
2,4-Dinitrotoluene	ug/Kg	130 UJ	NS	NS	NS	NS	NS	NS	NS		NS	NS

SENECA ARMY DEPOT
SEAD-26 EXPANDED SITE INSPECTION
SOIL ANALYSIS RESULTS

MATRIX LOCATION DEPTH (FEET) SAMPLE DATE	ES ID	LAB ID	SOIL SEAD-26 0-0.2 10/25/93	SOIL SEAD-26 0-2 11/17/93	SOIL SEAD-26 0-2 11/17/93	SOIL SEAD-26 2-4 11/17/93	SOIL SEAD-26 2-4 11/17/93	SOIL SEAD-26 0-2 11/18/93	SOIL SEAD-26 0-2 11/18/93	SOIL SEAD-26 0-2 11/18/93	SOIL SEAD-26 8-10 11/18/93	SOIL SEAD-26 10-12 11/18/93
ES ID	LAB ID	UNITS	SB26-8 202254	SB26-1.1 204829	SB26-1.1RE 204829	SB26-1.2 204830	SB26-1.2RE 204830	SB26-2.1 205095	SB26-2.5 205096	SB26-2.5RE 205096	SB26-2.6 205097	SB26-2.7 205098
COMPOUND	UNITS	SEAD-26	SEAD-26	SEAD-26	SEAD-26	SEAD-26	SEAD-26	SEAD-26	SEAD-26	SEAD-26	SEAD-26	SEAD-26
SEMIVOLATILE ORGANICS												
Phenol	ug/Kg	350 U	360 U	NS	380 U	NS	360 U	350 U	NS	410 U	390 U	
bis(2-Chloroethyl) ether	ug/Kg	350 U	360 U	NS	380 U	NS	360 U	350 U	NS	410 U	390 U	
2-Chlorophenol	ug/Kg	350 U	360 U	NS	380 U	NS	360 U	350 U	NS	410 U	390 U	
1,3-Dichlorobenzene	ug/Kg	350 U	360 U	NS	380 U	NS	360 U	350 U	NS	410 U	390 U	
1,4-Dichlorobenzene	ug/Kg	350 U	360 U	NS	380 U	NS	360 U	350 U	NS	410 U	390 U	
1,2-Dichlorobenzene	ug/Kg	350 U	360 U	NS	380 U	NS	360 U	350 U	NS	410 U	390 U	
2-Methylphenol	ug/Kg	350 U	360 U	NS	380 U	NS	360 U	350 U	NS	410 U	390 U	
2,2'-oxybis(1-Chloropropane)	ug/Kg	350 U	360 U	NS	380 U	NS	360 U	350 U	NS	410 U	390 U	
4-Methylphenol	ug/Kg	350 U	360 U	NS	380 U	NS	360 U	350 U	NS	410 U	390 U	
N-Nitroso-d-n-propylamine	ug/Kg	350 U	360 U	NS	380 U	NS	360 U	350 U	NS	410 U	390 U	
Hexachloroethane	ug/Kg	350 U	360 U	NS	380 U	NS	360 U	350 U	NS	410 U	390 U	
Nitrobenzene	ug/Kg	350 U	360 U	NS	380 U	NS	360 U	350 U	NS	410 U	390 U	
Isophorone	ug/Kg	350 U	360 U	NS	380 U	NS	360 U	350 U	NS	410 U	390 U	
2-Nitrophenol	ug/Kg	350 U	360 U	NS	380 U	NS	360 U	350 U	NS	410 U	390 U	
2,4-Dimethylphenol	ug/Kg	350 U	360 U	NS	380 U	NS	360 U	350 U	NS	410 U	390 U	
bis(2-Chloroethoxy) methane	ug/Kg	350 U	360 U	NS	380 U	NS	360 U	350 U	NS	410 U	390 U	
2,4-Dichlorophenol	ug/Kg	350 U	360 U	NS	380 U	NS	360 U	350 U	NS	410 U	390 U	
1,2,4-Trichlorobenzene	ug/Kg	350 U	360 U	NS	380 U	NS	360 U	350 U	NS	410 U	390 U	
Naphthalene	ug/Kg	350 U	360 U	NS	380 U	NS	360 U	350 U	NS	410 U	390 U	
4-Chloroaniline	ug/Kg	350 U	360 U	NS	380 U	NS	360 U	350 U	NS	410 U	390 U	
Hexachlorobutadiene	ug/Kg	350 U	360 U	NS	380 U	NS	360 U	350 U	NS	410 U	390 U	
4-Chloro-3-methylphenol	ug/Kg	350 U	360 U	NS	380 U	NS	360 U	350 U	NS	410 U	390 U	
2-Methylnaphthalene	ug/Kg	350 U	360 U	NS	380 U	NS	360 U	350 U	NS	410 U	390 U	
Hexachlorocyclopentadiene	ug/Kg	350 U	360 U	NS	380 U	NS	360 U	350 U	NS	410 U	390 U	
2,4,6-Trichlorophenol	ug/Kg	350 U	360 U	NS	380 U	NS	360 U	350 U	NS	410 U	390 U	
2,4,5-Trichlorophenol	ug/Kg	850 U	880 U	NS	920 U	NS	880 U	850 U	NS	990 U	940 U	
2-Chloronaphthalene	ug/Kg	350 U	360 U	NS	380 U	NS	360 U	350 U	NS	410 U	390 U	
2-Nitroaniline	ug/Kg	850 U	880 U	NS	920 U	NS	880 U	850 U	NS	990 U	940 U	
Dimethylphthalate	ug/Kg	350 U	360 U	NS	380 U	NS	360 U	350 U	NS	410 U	390 U	
Acenaphthylene	ug/Kg	350 U	360 U	NS	380 U	NS	360 U	350 U	NS	410 U	390 U	
2,6-Dinitrotoluene	ug/Kg	350 U	360 U	NS	380 U	NS	360 U	350 U	NS	410 U	390 U	
3-Nitroaniline	ug/Kg	850 U	880 U	NS	920 U	NS	880 U	850 U	NS	990 U	940 U	
Acenaphthene	ug/Kg	350 U	360 U	NS	380 U	NS	360 U	350 U	NS	410 U	390 U	
2,4-Dinitrophenol	ug/Kg	850 U	880 U	NS	920 U	NS	880 U	850 U	NS	990 U	940 U	
4-Nitrophenol	ug/Kg	850 U	880 U	NS	920 U	NS	880 U	850 U	NS	990 U	940 U	
Dibenzofuran	ug/Kg	350 U	360 U	NS	380 U	NS	360 U	350 U	NS	410 U	390 U	
2,4-Dinitrotoluene	ug/Kg	350 U	360 U	NS	380 U	NS	360 U	350 U	NS	410 U	390 U	
Diethylphthalate	ug/Kg	350 U	360 U	NS	380 U	NS	360 U	350 U	NS	410 U	390 U	
4-Chlorophenyl-phenylether	ug/Kg	350 U	360 U	NS	380 U	NS	360 U	350 U	NS	410 U	390 U	
Fluorene	ug/Kg	350 U	360 U	NS	380 U	NS	360 U	350 U	NS	410 U	390 U	
4-Nitroaniline	ug/Kg	850 U	880 U	NS	920 U	NS	880 U	850 U	NS	990 U	940 U	
4,6-Dinitro-2-methylphenol	ug/Kg	850 U	880 U	NS	920 U	NS	880 U	850 U	NS	990 U	940 U	
N-Nitrosodiphenylamine	ug/Kg	350 U	360 U	NS	380 U	NS	360 U	350 U	NS	410 U	390 U	
4-Bromophenyl-phenylether	ug/Kg	350 U	360 U	NS	380 U	NS	360 U	350 U	NS	410 U	390 U	
Hexachlorobenzene	ug/Kg	350 U	360 U	NS	380 U	NS	360 U	350 U	NS	410 U	390 U	
Pentachlorophenol	ug/Kg	850 U	880 U	NS	920 U	NS	880 U	850 U	NS	990 U	940 U	
Phenanthrene	ug/Kg	140 J	24 J	NS	380 U	NS	31 J	22 J	NS	410 U	390 U	
Anthracene	ug/Kg	350 U	360 U	NS	380 U	NS	360 U	350 U	NS	410 U	390 U	
Carbazole	ug/Kg	350 U	360 U	NS	380 U	NS	360 U	350 U	NS	410 U	390 U	
Di-n-butylphthalate	ug/Kg	350 U	360 U	NS	380 U	NS	360 U	350 U	NS	410 U	390 U	
Fluoranthene	ug/Kg	310 J	69 J	NS	380 U	NS	52 J	30 J	NS	410 U	390 U	
Pyrene	ug/Kg	250 J	56 J	NS	380 U	NS	44 J	48 J	NS	410 U	390 U	
Butylbenzylphthalate	ug/Kg	350 U	360 U	NS	380 U	NS	360 U	350 U	NS	410 U	390 U	
3,3'-Dichlorobenzidine	ug/Kg	350 U	360 U	NS	380 U	NS	360 U	350 U	NS	410 U	390 U	
Benzo(a)anthracene	ug/Kg	130 J	31 J	NS	380 U	NS	360 U	350 U	NS	410 U	390 U	
Chrysene	ug/Kg	150 J	42 J	NS	380 U	NS	360 U	27 J	NS	410 U	390 U	
bis(2-Ethylhexyl)phthalate	ug/Kg	53 J	360 U	NS	380 U	NS	700	660	NS	410 U	500 U	
Di-n-octylphthalate	ug/Kg	350 U	360 U	NS	380 U	NS	360 U	350 U	NS	410 U	390 U	
Benzo(b)fluoranthene	ug/Kg	130 J	36 J	NS	380 U	NS	360 U	350 U	NS	410 U	390 U	
Benzo(k)fluoranthene	ug/Kg	130 J	36 J	NS	380 U	NS	360 U	350 U	NS	410 U	390 U	
Benzo(a)pyrene	ug/Kg	130 J	34 J	NS	380 U	NS	360 U	350 U	NS	410 U	390 U	
Indeno(1,2,3-cd)pyrene	ug/Kg	65 J	360 U	NS	380 U	NS	360 U	350 U	NS	410 U	390 U	
Dibenz(p,h)anthracene	ug/Kg	30 J	360 U	NS	380 U	NS	360 U	350 U	NS	410 U	390 U	
Benzo(g,h)perylene	ug/Kg	100 J	360 U	NS	380 U	NS	360 U	350 U	NS	410 U	390 U	

SENECA ARMY DEPOT
SEAD-26 EXPANDED SITE INSPECTION
SOIL ANALYSIS RESULTS

COMPOUND	MATRIX LOCATION	SOIL SEAD-26	SOIL SEAD-26	SOIL SEAD-26	SOIL SEAD-26	SOIL SEAD-26	SOIL SEAD-26	SOIL SEAD-26	SOIL SEAD-26	SOIL SEAD-26	SOIL SEAD-26
	DEPTH (FEET)	SEAD-26	SEAD-26	SEAD-26	SEAD-26	SEAD-26	SEAD-26	SEAD-26	SEAD-26	SEAD-26	SEAD-26
	SAMPLE DATE	0-0.2	0-2	0-2	2-4	0-2	0-2	0-2	0-2	8-10	10-12
	ES ID	10/25/93	11/17/93	11/17/93	11/17/93	11/17/93	11/18/93	11/18/93	11/18/93	11/18/93	11/18/93
	LAB ID	SS26-8	SB26-1.1	SB26-1.1RE	SB26-1.2	SB26-1.2RE	SB26-2.1	SB26-2.5	SB26-2.5RE	SB26-2.6	SB26-2.7
	UNITS	202254	204829	204829	204830	204830	205095	205096	205096	205097	205098
PESTICIDES/PCB											
alpha-BHC	ug/Kg	1.8 U	1.9 U	NS	2 U	NS	1.9 U	1.8 U	NS	2.1 U	2 U
beta-BHC	ug/Kg	1.8 U	1.9 U	NS	2 U	NS	1.9 U	1.8 U	NS	2.1 U	2 U
delta-BHC	ug/Kg	1.8 U	1.9 U	NS	2 U	NS	1.9 U	1.8 U	NS	2.1 U	2 U
gamma-BHC (Lindane)	ug/Kg	1.8 U	1.9 U	NS	2 U	NS	1.9 U	1.8 U	NS	2.1 U	2 U
Heptachlor	ug/Kg	1.8 U	1.9 U	NS	2 U	NS	1.9 U	1.8 U	NS	2.1 U	2 U
Aldrin	ug/Kg	1.8 U	1.9 U	NS	2 U	NS	1.9 U	1.8 U	NS	2.1 U	2 U
Heptachlor epoxide	ug/Kg	1.8 U	1.9 U	NS	2 U	NS	1.9 U	1.8 U	NS	2.1 U	2 U
Endosulfan I	ug/Kg	1.8 U	1.9 U	NS	2 U	NS	1.9 U	1.8 U	NS	2.1 U	2 U
Dieldrin	ug/Kg	3.5 U	3.6 U	NS	3.8 U	NS	3.6 U	3.5 U	NS	4.1 U	3.9 U
4,4'-DDE	ug/Kg	3.5 U	3 J	NS	3.8 U	NS	2.7 J	3.2 J	NS	4.1 U	3.9 U
Endrin	ug/Kg	3.5 U	3.8 U	NS	3.8 U	NS	3.8 U	3.5 U	NS	4.1 U	3.9 U
Endosulfan II	ug/Kg	3.5 U	3.6 U	NS	3.8 U	NS	3.6 U	3.5 U	NS	4.1 U	3.9 U
4,4'-DDD	ug/Kg	3.5 U	3.8 U	NS	3.8 U	NS	3.8 U	3.5 U	NS	4.1 U	3.9 U
Endosulfan sulfate	ug/Kg	3.5 U	3.8 U	NS	3.8 U	NS	3.6 U	3.5 U	NS	4.1 U	3.9 U
4,4'-DDT	ug/Kg	3.5 U	3.5 J	NS	3.8 U	NS	3.8 U	3.5 U	NS	4.1 U	3.9 U
Methoxychlor	ug/Kg	18 U	19 U	NS	20 U	NS	19 U	18 U	NS	21 U	20 U
Endrin ketone	ug/Kg	3.5 U	3.6 U	NS	3.8 U	NS	3.6 U	3.5 U	NS	4.1 U	3.9 U
Endrin aldehyde	ug/Kg	3.5 U	3.6 U	NS	3.8 U	NS	3.6 U	3.5 U	NS	4.1 U	3.9 U
alpha-Chlordane	ug/Kg	1.8 U	1.9 U	NS	2 U	NS	1.9 U	1.8 U	NS	2.1 U	2 U
gamma-Chlordane	ug/Kg	1.8 U	1.9 U	NS	2 U	NS	1.9 U	1.8 U	NS	2.1 U	2 U
Toxaphene	ug/Kg	180 U	190 U	NS	200 U	NS	190 U	180 U	NS	210 U	200 U
Aroclor-1016	ug/Kg	35 U	38 U	NS	38 U	NS	36 U	35 U	NS	41 U	39 U
Aroclor-1221	ug/Kg	72 U	74 U	NS	77 U	NS	73 U	71 U	NS	82 U	79 U
Aroclor-1232	ug/Kg	35 U	38 U	NS	38 U	NS	36 U	35 U	NS	41 U	39 U
Aroclor-1242	ug/Kg	35 U	36 U	NS	38 U	NS	36 U	35 U	NS	41 U	39 U
Aroclor-1248	ug/Kg	35 U	36 U	NS	38 U	NS	36 U	35 U	NS	41 U	39 U
Aroclor-1254	ug/Kg	35 U	36 U	NS	38 U	NS	36 U	35 U	NS	41 U	39 U
Aroclor-1260	ug/Kg	35 U	36 U	NS	38 U	NS	36 U	35 U	NS	41 U	39 U
METALS											
Aluminum	mg/Kg	9400	5560	NS	9040	NS	5230	7900	NS	21000	14200
Antimony	mg/Kg	7.4 UJ	7.3 UJ	NS	6.7 UJ	NS	9.1 UJ	8.8 UJ	NS	11.5 UJ	11.5 UJ
Arsenic	mg/Kg	7.5	3.2	NS	5.3	NS	6.5 J	5.3 J	NS	8.8 J	7.6 J
Barium	mg/Kg	36.1	73.2	NS	43.7	NS	21.1 J	102 J	NS	83.6	90.8
Beryllium	mg/Kg	0.47 J	0.35 J	NS	0.41 J	NS	0.32 J	0.46 J	NS	0.97 J	0.67 J
Cadmium	mg/Kg	0.46 U	0.46 U	NS	0.42 U	NS	0.57 U	0.55 U	NS	0.72 U	0.72 U
Calcium	mg/Kg	157000	293000	NS	47300	NS	238000	189000	NS	2090	17800
Chromium	mg/Kg	15.2	10.3	NS	15.7	NS	8.8	13.9	NS	32.4	21.9
Cobalt	mg/Kg	8.4	5.9 J	NS	9.5	NS	5.6 J	10.1	NS	17.5	11
Copper	mg/Kg	22.5	9.7	NS	14.3	NS	10.6	14.3	NS	24.4	24
Iron	mg/Kg	17200	8770	NS	19100	NS	11400	15500	NS	44100	33700
Lead	mg/Kg	16.1	6.33	NS	8.5	NS	10.3	15.5	NS	10.3	27
Magnesium	mg/Kg	8460	29100	NS	9160	NS	7790	18100	NS	7210	4700
Manganese	mg/Kg	297	309	NS	551	NS	442 R	433 R	NS	279 R	712 R
Mercury	mg/Kg	0.09	0.02 U	NS	0.02 U	NS	0.03 UJ	0.03 UJ	NS	0.05 J	0.03 UJ
Nickel	mg/Kg	31.6 R	16.3	NS	23.9	NS	17.5	29.2	NS	46.2	32.4
Potassium	mg/Kg	1970	1710	NS	901	NS	882	1710	NS	1490	1960
Selenium	mg/Kg	0.15 J	0.13 UJ	NS	0.26 J	NS	0.14 UJ	0.14 UJ	NS	0.32 J	0.16 UJ
Silver	mg/Kg	0.94 UJ	0.92 UJ	NS	0.85 UJ	NS	1.2 U	1.1 U	NS	1.5 U	1.5 U
Sodium	mg/Kg	183 J	192 J	NS	108 J	NS	163 J	175 J	NS	67.1 J	220 J
Thallium	mg/Kg	1.5 UJ	0.73 U	NS	0.17 U	NS	0.2 U	1 U	NS	0.28 U	0.24 U
Radium	mg/Kg	17.4	12.7	NS	14.4	NS	10.9	15.9	NS	28	27.4
Zinc	mg/Kg	283 R	58	NS	90.6	NS	29.5	54.8	NS	69.3	201
Cyanide	mg/Kg	0.54 U	0.48 U	NS	0.57 U	NS	0.53 U	0.5 U	NS	0.6 U	0.48 U
OTHER ANALYSES											
Nitrate/Nitrite-Nitrogen	mg/Kg	0.09	0.43	NS	0.48	NS	0.05	0.1	NS	0.26	2.2
Total Solids	%W/W	92.8	91.2	NS	87.1	NS	91.1	93.6	NS	80.5	84.9
Total Petroleum Hydrocarbons	mg/Kg	260	43	NS	38	NS	42	57	NS	74	52
Fluoride	mg/Kg	NS	NS	NS	NS	NS	NS	NS	NS	NS	NS
pH	standard units	NS	NS	NS	NS	NS	NS	NS	NS	NS	NS

SENECA ARMY DEPOT
SEAD-26 EXPANDED SITE INSPECTION
SOIL ANALYSIS RESULTS

MATRIX LOCATION DEPTH (FEET) SAMPLE DATE	SOIL SEAD-26	SOIL SEAD-26	SOIL SEAD-26	SOIL SEAD-26	SOIL SEAD-26	SOIL SEAD-26	SOIL SEAD-26	SOIL SEAD-26	SOIL SEAD-26	SOIL SEAD-26	SOIL SEAD-26
ES ID	SB26-3.1	SB26-3.4	SB26-3.6	SB26-4.1	SB26-4.2	SB26-4.4	TP26-1.1	TP26-1.2	TP26-2.1	TP26-2.2	
LAB ID	205099	205100	205101	205102	205103	205104	205105	205106	205113	205114	
COMPOUND	UNITS	UNITS	UNITS	UNITS	UNITS	UNITS	UNITS	UNITS	UNITS	UNITS	UNITS
VOLATILE ORGANICS											
Chloromethane	ug/Kg	12 U	12 U	13 U	11 U	11 U	12 U	11 U	12 U	11 U	12 U
Bromomethane	ug/Kg	12 U	12 U	13 U	11 U	11 U	12 U	11 U	12 U	11 U	12 U
Vinyl Chloride	ug/Kg	12 U	12 U	13 U	11 U	11 U	12 U	11 U	12 U	11 U	12 U
Chloroethane	ug/Kg	12 U	12 U	13 U	11 U	11 U	12 U	11 U	12 U	11 U	12 U
Methylene Chloride	ug/Kg	12 U	12 U	13 U	11 U	11 U	12 U	11 U	12 U	11 U	12 U
Acetone	ug/Kg	12 U	12 U	13 U	11 U	11 U	12 U	11 U	12 U	11 U	76
Carbon Disulfide	ug/Kg	12 U	12 U	13 U	11 U	11 U	12 U	11 U	12 U	11 U	12 U
1,1-Dichloroethane	ug/Kg	12 U	12 U	13 U	11 U	11 U	12 U	11 U	12 U	11 U	12 U
1,1-Dichloroethane	ug/Kg	12 U	12 U	13 U	11 U	11 U	12 U	11 U	12 U	11 U	12 U
1,2-Dichloroethane (total)	ug/Kg	12 U	12 U	13 U	11 U	11 U	12 U	11 U	12 U	11 U	12 U
Chloroform	ug/Kg	12 U	12 U	13 U	11 U	11 U	12 U	11 U	12 U	11 U	12 U
1,2-Dichloroethane	ug/Kg	12 U	12 U	13 U	11 U	11 U	12 U	11 U	12 U	11 U	12 U
2-Butanone	ug/Kg	12 U	12 U	13 U	11 U	11 U	12 U	11 U	12 U	11 U	19
1,1,1-Trichloroethane	ug/Kg	12 U	12 U	13 U	11 U	11 U	12 U	11 U	12 U	11 U	12 U
Carbon Tetrachloride	ug/Kg	12 U	12 U	13 U	11 U	11 U	12 U	11 U	12 U	11 U	12 U
Bromochloromethane	ug/Kg	12 U	12 U	13 U	11 U	11 U	12 U	11 U	12 U	11 U	12 U
1,2-Dichloropropane	ug/Kg	12 U	12 U	13 U	11 U	11 U	12 U	11 U	12 U	11 U	12 U
cis-1,3-Dichloropropene	ug/Kg	12 U	12 U	13 U	11 U	11 U	12 U	11 U	12 U	11 U	12 U
Trichloroethane	ug/Kg	12 U	12 U	13 U	11 U	11 U	12 U	11 U	12 U	11 U	12 U
Dibromochloromethane	ug/Kg	12 U	12 U	13 U	11 U	11 U	12 U	11 U	12 U	11 U	12 U
1,1,2-Trichloroethane	ug/Kg	12 U	12 U	13 U	11 U	11 U	12 U	11 U	12 U	11 U	12 U
Benzene	ug/Kg	12 U	12 U	13 U	11 U	11 U	12 U	11 U	12 U	11 U	12 U
trans-1,3-Dichloropropene	ug/Kg	12 U	12 U	13 U	11 U	11 U	12 U	11 U	12 U	11 U	12 U
Bromofom	ug/Kg	12 U	12 U	13 U	11 U	11 U	12 U	11 U	12 U	11 U	12 U
4-Methyl-2-Pentanone	ug/Kg	12 U	12 U	13 U	11 U	11 U	12 U	11 U	12 U	11 U	12 U
2-Hexanone	ug/Kg	12 U	12 U	13 U	11 U	11 U	12 U	11 U	12 U	11 U	12 U
Tetrachloroethane	ug/Kg	12 U	12 U	13 U	11 U	11 U	12 U	11 U	12 U	11 U	12 U
1,1,2,2-Tetrachloroethane	ug/Kg	12 U	12 U	13 U	11 U	11 U	12 U	11 U	12 U	11 U	12 U
Toluene	ug/Kg	12 U	12 U	13 U	11 U	11 U	12 U	11 U	12 U	11 U	12 U
Chlorobenzene	ug/Kg	12 U	12 U	13 U	11 U	11 U	12 U	11 U	12 U	11 U	12 U
Ethylbenzene	ug/Kg	12 U	12 U	13 U	11 U	11 U	12 U	11 U	12 U	11 U	12 U
Styrene	ug/Kg	12 U	12 U	13 U	11 U	11 U	12 U	11 U	12 U	11 U	12 U
Xylene (total)	ug/Kg	12 U	12 U	13 U	11 U	11 U	12 U	11 U	12 U	11 U	12 U
MTEE	ug/Kg	10 U	10 U	10 U	10 U	10 U	10 U	10 U	10 U	10 U	10 U
HERBICIDES											
2,4-D	ug/Kg	58 U	61 U	58 U	57 U	56 U	58 U	57 U	57 U	54 U	62 U
2,4-DB	ug/Kg	58 U	61 U	58 U	57 U	56 U	58 U	57 U	57 U	54 U	62 U
2,4,5-T	ug/Kg	5.8 U	6.1 U	5.8 U	5.7 U	5.6 U	5.8 U	5.7 U	5.7 U	5.4 U	6.2 U
2,4,5-TP (Silver)	ug/Kg	5.8 U	6.1 U	5.8 U	5.7 U	5.6 U	5.8 U	5.7 U	5.7 U	5.4 U	6.2 U
Dalepon	ug/Kg	140 U	150 U	140 U	140 U	140 U	140 U	140 U	140 U	150 U	150 U
Dicamba	ug/Kg	5.8 U	6.1 U	5.8 U	5.7 U	5.6 U	5.8 U	5.7 U	5.7 U	5.4 U	6.2 U
Dichloroprop	ug/Kg	58 U	61 U	58 U	57 U	56 U	58 U	57 U	57 U	54 U	62 U
Dinoseb	ug/Kg	29 U	31 U	29 U	29 U	28 U	29 U	27 U	27 U	27 U	31 U
MCPA	ug/Kg	5800 U	6100 U	5800 U	5700 U	29000 U	5800 U	8100 U	5700 U	5400 U	6200 U
MCPP	ug/Kg	5800 U	6100 U	5800 U	5700 U	5600 U	5800 U	5700 U	5700 U	5400 U	6200 U
NITROAROMATICS											
HMX	ug/Kg	NS	NS	NS	NS	NS	NS	NS	NS	NS	NS
RDX	ug/Kg	NS	NS	NS	NS	NS	NS	NS	NS	NS	NS
1,3,5-Trinitrobenzene	ug/Kg	NS	NS	NS	NS	NS	NS	NS	NS	NS	NS
1,3-Dinitrobenzene	ug/Kg	NS	NS	NS	NS	NS	NS	NS	NS	NS	NS
Tetryl	ug/Kg	NS	NS	NS	NS	NS	NS	NS	NS	NS	NS
2,4,6-Trinitrotoluene	ug/Kg	NS	NS	NS	NS	NS	NS	NS	NS	NS	NS
4-amino-2,6-Dinitrotoluene	ug/Kg	NS	NS	NS	NS	NS	NS	NS	NS	NS	NS
2-amino-4,6-Dinitrotoluene	ug/Kg	NS	NS	NS	NS	NS	NS	NS	NS	NS	NS
2,6-Dinitrotoluene	ug/Kg	NS	NS	NS	NS	NS	NS	NS	NS	NS	NS
2,4-Dinitrotoluene	ug/Kg	NS	NS	NS	NS	NS	NS	NS	NS	NS	NS

SENECA ARMY DEPOT
SEAD-26 EXPANDED SITE INSPECTION
SOIL ANALYSIS RESULTS

MATRIX LOCATION DEPTH (FEET) SAMPLE DATE ES ID LAB ID	SOIL SEAD-26 0-2 11/18/93 SB26-3.1 205099	SOIL SEAD-26 6-8 11/18/93 SB26-3.4 205100	SOIL SEAD-26 10-12 11/18/93 SB26-3.8 205101	SOIL SEAD-26 0-2 11/19/93 SB26-4.1 205102	SOIL SEAD-26 2-4 11/19/93 SB26-4.2 205103	SOIL SEAD-26 6-8 11/19/93 SB26-4.4 205104	SOIL SEAD-26 0-0.7 11/18/93 TP26-1.1 205105	SOIL SEAD-26 5.0+ 11/18/93 TP26-1.2 205106	SOIL SEAD-26 0-0.7 11/18/93 TP26-2.1 205113	SOIL SEAD-26 5.0+ 11/18/93 TP26-2.2 205114	
PESTICIDES/PCB											
alpha-BHC	ug/Kg 2 U	2.1 U	2 U	1.9 U	1.9 U	2 U	1.9 U	1.9 U	1.8 U	2.1 U	
beta-BHC	ug/Kg 2 U	2.1 U	2 U	1.9 U	1.9 U	2 U	1.9 U	1.9 U	1.8 U	2.1 U	
delta-BHC	ug/Kg 2 U	2.1 U	2 U	1.9 U	1.9 U	2 U	1.9 U	1.9 U	1.8 U	2.1 U	
gamma-BHC (Lindane)	ug/Kg 2 U	2.1 U	2 U	1.9 U	1.9 U	2 U	1.9 U	1.9 U	1.8 U	2.1 U	
Heptachlor	ug/Kg 2 U	2.1 U	2 U	1.9 U	1.9 U	2 U	1.9 U	1.9 U	1.8 U	2.1 U	
Aldrin	ug/Kg 2 U	2.1 U	2 U	1.9 U	1.9 U	2 U	1.9 U	1.9 U	1.8 U	2.1 U	
Heptachlor epoxide	ug/Kg 2 U	2.1 U	2 U	1.9 U	1.9 U	2 U	1.9 U	1.9 U	1.8 U	2.1 U	
Endosulfan I	ug/Kg 2 U	2.1 U	2 U	1.9 U	1.9 U	2 U	1.9 U	1.9 U	1.8 U	2.1 U	
Dieldrin	ug/Kg 3.8 U	4 U	3.8 U	3.7 U	3.7 U	3.8 U	3.7 U	3.7 U	3.6 U	4.1 U	
4,4'-DDE	ug/Kg 3.8 U	4 U	3.8 U	3.7 U	3.7 U	3.8 U	3.7 U	3.7 U	3.6 U	4.1 U	
Endrin	ug/Kg 3.8 U	4 U	3.8 U	3.7 U	3.7 U	3.8 U	3.7 U	3.7 U	3.6 U	4.1 U	
Endosulfan II	ug/Kg 3.8 U	4 U	3.8 U	3.7 U	3.7 U	3.8 U	3.7 U	3.7 U	3.6 U	4.1 U	
4,4'-DDD	ug/Kg 3.8 U	4 U	3.8 U	3.7 U	3.7 U	3.8 U	3.7 U	3.7 U	3.6 U	4.1 U	
Endosulfan sulfate	ug/Kg 3.8 U	4 U	3.8 U	3.7 U	3.7 U	3.8 U	3.7 U	3.7 U	3.6 U	4.1 U	
4,4'-DDT	ug/Kg 3.8 U	4 U	3.8 U	3.7 U	3.7 U	3.8 U	3.7 U	3.7 U	3.6 U	4.1 U	
Methoxychlor	ug/Kg 20 U	21 U	20 U	19 U	19 U	20 U	19 U	19 U	18 U	21 U	
Endrin ketone	ug/Kg 3.8 U	4 U	3.8 U	3.7 U	3.7 U	3.8 U	3.7 U	3.7 U	3.6 U	4.1 U	
Endrin aldehyde	ug/Kg 3.8 U	4 U	3.8 U	3.7 U	3.7 U	3.8 U	3.7 U	3.7 U	3.6 U	4.1 U	
alpha-Chlordane	ug/Kg 2 U	2.1 U	2 U	1.9 U	1.9 U	2 U	1.9 U	1.9 U	1.8 U	2.1 U	
gamma-Chlordane	ug/Kg 2 U	2.1 U	2 U	1.9 U	1.9 U	2 U	1.9 U	1.9 U	1.8 U	2.1 U	
Toxaphene	ug/Kg 200 U	210 U	200 U	190 U	190 U	200 U	190 U	190 U	180 U	210 U	
Aroclor-1016	ug/Kg 38 U	40 U	38 U	37 U	37 U	38 U	37 U	37 U	36 U	41 U	
Aroclor-1221	ug/Kg 78 U	81 U	78 U	76 U	75 U	78 U	76 U	76 U	73 U	83 U	
Aroclor-1232	ug/Kg 38 U	40 U	38 U	37 U	37 U	38 U	37 U	37 U	36 U	41 U	
Aroclor-1242	ug/Kg 38 U	40 U	38 U	37 U	37 U	38 U	37 U	37 U	36 U	41 U	
Aroclor-1248	ug/Kg 38 U	40 U	38 U	37 U	37 U	38 U	37 U	37 U	36 U	41 U	
Aroclor-1254	ug/Kg 38 U	40 U	38 U	37 U	37 U	38 U	37 U	37 U	36 U	41 U	
Aroclor-1260	ug/Kg 38 U	40 U	38 U	37 U	37 U	38 U	37 U	37 U	36 U	41 U	
METALS											
Aluminum	mg/Kg 13700	14400	12900	14300	13800	15300	13100	10000	10000	13200	
Antimony	mg/Kg 10.4 UJ	12.5 UJ	6.8 UJ	9.2 UJ	9.3 UJ	11.4 UJ	8 UJ	10.5 UJ	9.1 UJ	12.3 UJ	
Arsenic	mg/Kg 8.3 J	8.4 J	8.7 J	13 J	10.3 J	10.2 J	6.8 J	5.9 J	10 J	6.4 J	
Barium	mg/Kg 77.1	93.2	57.5	87.3	62.4	74.3	105	67.3	38.2	119	
Beryllium	mg/Kg 0.69 J	0.66 J	0.81 J	0.67 J	0.61 J	0.73 J	0.62 J	0.47 J	0.48 J	0.7 J	
Cadmium	mg/Kg 0.65 U	0.78 U	0.41 U	0.57 U	0.58 U	0.71 U	0.5 U	0.66 U	0.57 U	0.77 U	
Calcium	mg/Kg 25600	20100	2820	28000	17500	14500	18500	65400	9330	41800	
Chromium	mg/Kg 20.7	20.9	21.4	22.2	22.2	23.5	20.2	15.2	16.5	19.7	
Cobalt	mg/Kg 10.8	7.9 J	11.8	15.8	12	14.8	12.5	8.7 J	10	11.4 J	
Copper	mg/Kg 20.6	18.3	23.2	28.6	18.9	24.1	18	23.5	13.9	23.5	
Iron	mg/Kg 28400	25900	29800	31700	29000	33200	28300	20400	22200	25500	
Lead	mg/Kg 20.7	14.9	10.5	14.6	11.7	13.1	13.6	11.9	6.5	66.8	
Magnesium	mg/Kg 8760	4810	5290	6910	6330	6290	5340	15300	4720	5030	
Manganese	mg/Kg 466 R	561 R	486 R	696 R	541 R	668 R	814 R	433 R	461 R	951 R	
Mercury	mg/Kg 0.03 J	0.03 J	0.03 J	0.04 J	0.04 J	0.03 J	0.04 UJ	0.03 UJ	0.01 UJ	0.11 J	
Nickel	mg/Kg 29.7	29.1	34.7	35.2	32.8	38.5	31.1	28.7	25.5	30.2	
Potassium	mg/Kg 1140	1130 J	1110	1370	1140	1390	950	1180	573 J	1840	
Selenium	mg/Kg 0.48 J	0.79 J	0.18 UJ	0.37 J	0.58 J	0.28 J	0.25 J	0.57 J	0.31 J	0.72 J	
Silver	mg/Kg 1.3 U	1.6 U	0.84 U	1.2 U	1.2 U	1.4 U	1 U	1.3 U	1.1 U	1.6 U	
Sodium	mg/Kg 71.6 J	60.9 J	56.8 J	119 J	87.6 J	78 J	60.9 J	110 J	56.7 J	93.8 J	
Thallium	mg/Kg 0.21 U	0.26 U	0.27 U	0.23 U	0.14 U	0.26 U	0.2 U	0.25 U	0.23 U	0.29 U	
Vanadium	mg/Kg 22.2	21.6	19.5	20.1	18.6	22.2	18.5	16.3	12.8	21.1	
Zinc	mg/Kg 64.9	78.2	72.5	84.9	72.4	115	80.7	60.1	59.6	135	
Cyanide	mg/Kg 0.57 U	0.59 U	0.56 U	0.53 U	0.54 U	0.52 U	0.54 U	0.49 U	0.49 U	0.59 U	
OTHER ANALYSES											
Nitrate/Nitrite-Nitrogen	mg/Kg 0.14	1.08	0.07	0.75	0.37	1.55	0.32	0.72	0.03	0.5	
Total Solids	%W/W 85.7	82	86.1	88.3	89	85.6	87.7	88.3	91.8	80.7	
Total Petroleum Hydrocarbons	mg/Kg 69	71	74	90	65	66	87	71	72	230	
Fluoride	mg/Kg NS	NS	NS	NS	NS	NS	NS	NS	NS	NS	
pH	standard units NS	NS	NS	NS	NS	NS	NS	NS	NS	NS	

SENECA ARMY DEPOT
SEAD-26 EXPANDED SITE INSPECTION
SOIL ANALYSIS RESULTS

MATRIX LOCATION DEPTH (FEET) SAMPLE DATE ES ID LAB ID UNITS	SOIL SEAD-26 0-1 11/17/93 TP26-3.1 204832	SOIL SEAD-26 0-1 11/17/93 TP26-3.1RE 204832	SOIL SEAD-26 6.5-7.2 11/17/93 TP26-3.2 204833	SOIL SEAD-26 6.5-7.2 11/17/93 TP26-3.2RE 204833	SOIL SEAD-26 SURFACE 11/17/93 TP26-4.1 204834	SOIL SEAD-26 SURFACE 11/17/93 TP26-4.1RE 204834	SOIL SEAD-26 FILL 11/17/93 TP26-4.2 204835	SOIL SEAD-26 FILL 11/17/93 TP26-4.2RE 204835	SOIL SEAD-26 SURFACE 11/17/93 TP26-5.1 204836	SOIL SEAD-26 SURFACE 11/17/93 TP26-5.1RE 204836
VOLATILE ORGANICS										
Chloromethane	ug/Kg	12 U	NS	12 U	NS	12 U	NS	12 U	NS	12 U
Bromomethane	ug/Kg	12 U	NS	12 U	NS	12 U	NS	12 U	NS	12 U
Vinyl Chloride	ug/Kg	12 U	NS	12 U	NS	12 U	NS	12 U	NS	12 U
Chloroethane	ug/Kg	12 U	NS	12 U	NS	12 U	NS	12 U	NS	12 U
Methylene Chloride	ug/Kg	12 U	NS	12 U	NS	12 U	NS	12 U	NS	12 U
Acetone	ug/Kg	12 U	NS	12 U	NS	12 U	NS	12 U	NS	12 U
Carbon Disulfide	ug/Kg	12 U	NS	12 U	NS	12 U	NS	12 U	NS	12 U
1,1-Dichloroethane	ug/Kg	12 U	NS	12 U	NS	12 U	NS	12 U	NS	12 U
1,1-Dichloroethane	ug/Kg	12 U	NS	12 U	NS	12 U	NS	12 U	NS	12 U
1,2-Dichloroethane (total)	ug/Kg	12 U	NS	12 U	NS	12 U	NS	12 U	NS	12 U
Chloroform	ug/Kg	12 U	NS	12 U	NS	12 U	NS	12 U	NS	12 U
1,2-Dichloroethane	ug/Kg	12 U	NS	12 U	NS	12 U	NS	12 U	NS	12 U
2-Butanone	ug/Kg	12 U	NS	12 U	NS	12 U	NS	12 U	NS	12 U
1,1,1-Trichloroethane	ug/Kg	12 U	NS	12 U	NS	12 U	NS	12 U	NS	12 U
Carbon Tetrachloride	ug/Kg	12 U	NS	12 U	NS	12 U	NS	12 U	NS	12 U
Bromodichloromethane	ug/Kg	12 U	NS	12 U	NS	12 U	NS	12 U	NS	12 U
1,2-Dichloropropane	ug/Kg	12 U	NS	12 U	NS	12 U	NS	12 U	NS	12 U
cis-1,3-Dichloropropene	ug/Kg	12 U	NS	12 U	NS	12 U	NS	12 U	NS	12 U
Trichloroethene	ug/Kg	12 U	NS	12 U	NS	12 U	NS	12 U	NS	12 U
Dibromochloromethane	ug/Kg	12 U	NS	12 U	NS	12 U	NS	12 U	NS	12 U
1,1,2-Trichloroethane	ug/Kg	12 U	NS	12 U	NS	12 U	NS	12 U	NS	12 U
Benzene	ug/Kg	12 U	NS	12 U	NS	12 U	NS	12 U	NS	12 U
trans-1,3-Dichloropropene	ug/Kg	12 U	NS	12 U	NS	12 U	NS	12 U	NS	12 U
Bromoform	ug/Kg	12 U	NS	12 U	NS	12 U	NS	12 U	NS	12 U
4-Methyl-2-Pentanone	ug/Kg	12 U	NS	12 U	NS	12 U	NS	12 U	NS	12 U
2-Hexanone	ug/Kg	12 U	NS	12 U	NS	12 U	NS	12 U	NS	12 U
Tetrachloroethene	ug/Kg	12 U	NS	12 U	NS	12 U	NS	12 U	NS	12 U
1,1,2,2-Tetrachloroethane	ug/Kg	12 U	NS	12 U	NS	12 U	NS	12 U	NS	12 U
Toluene	ug/Kg	12 U	NS	12 U	NS	12 U	NS	12 U	NS	12 U
Chlorobenzene	ug/Kg	12 U	NS	12 U	NS	12 U	NS	12 U	NS	12 U
Ethylbenzene	ug/Kg	12 U	NS	12 U	NS	12 U	NS	12 U	NS	12 U
Styrene	ug/Kg	12 U	NS	12 U	NS	12 U	NS	12 U	NS	12 U
Xylene (total)	ug/Kg	12 U	NS	12 U	NS	12 U	NS	12 U	NS	12 U
MTBE	ug/Kg	NA	NS	NA	NS	NA	NS	NA	NS	NA
HERBICIDES										
2,4-D	ug/Kg	61 U R	61 UJ	61 U R	61 UJ	58 U R	58 UJ	55 U R	55 UJ	60 U R
2,4-DB	ug/Kg	61 U R	61 UJ	61 U R	61 UJ	58 U R	58 UJ	55 U R	55 UJ	60 U R
2,4,5-T	ug/Kg	6.1 U R	6.1 UJ	6.1 U R	6.1 UJ	5.8 U R	5.8 UJ	5.5 U R	5.5 UJ	6 U R
2,4,5-TP (Silvex)	ug/Kg	6.1 U R	6.1 UJ	6.1 U R	6.1 UJ	5.8 U R	5.8 UJ	5.5 U R	5.5 UJ	6 U R
Dalapon	ug/Kg	150 U R	150 UJ	150 U R	150 UJ	140 U R	140 UJ	140 U R	140 UJ	150 U R
Dicamba	ug/Kg	6.1 U R	6.1 UJ	6.1 U R	6.1 UJ	5.8 U R	5.8 UJ	5.5 U R	5.5 UJ	6 U R
Dichloroprop	ug/Kg	61 U R	61 UJ	61 U R	61 UJ	58 U R	58 UJ	55 U R	55 UJ	60 U R
Dinoseb	ug/Kg	31 U R	31 UJ	31 U R	31 UJ	29 U R	29 UJ	28 U R	28 UJ	30 U R
MCPA	ug/Kg	6100 U R	6100 UJ	6100 U R	6100 UJ	5800 U R	5800 UJ	5500 U R	5500 UJ	6000 U R
MCPP	ug/Kg	6100 U R	6100 UJ	13000 R	6100 UJ	5800 U R	5800 UJ	5500 U R	5500 UJ	6000 U R
NITROAROMATICS										
HMX	ug/Kg	130 U	NS	130 U	NS	130 U	NS	130 U	NS	130 U
RDX	ug/Kg	130 U	NS	130 U	NS	130 U	NS	130 U	NS	130 U
1,3,5-Trinitrobenzene	ug/Kg	130 U	NS	130 U	NS	130 U	NS	130 U	NS	130 U
1,3-Dinitrobenzene	ug/Kg	130 U	NS	130 U	NS	130 U	NS	130 U	NS	130 U
Tetryl	ug/Kg	130 U	NS	130 U	NS	130 U	NS	130 U	NS	130 U
2,4,6-Trinitrotoluene	ug/Kg	130 U	NS	130 U	NS	130 U	NS	130 U	NS	130 U
4-amino-2,6-Dinitrotoluene	ug/Kg	130 U	NS	130 U	NS	130 U	NS	130 U	NS	130 U
2-amino-4,6-Dinitrotoluene	ug/Kg	130 U	NS	130 U	NS	130 U	NS	130 U	NS	130 U
2,6-Dinitrotoluene	ug/Kg	130 U	NS	130 U	NS	130 U	NS	130 U	NS	130 U
2,4-Dinitrotoluene	ug/Kg	130 U	NS	130 U	NS	130 U	NS	130 U	NS	130 U

SENECA ARMY DEPOT
SEAD-26 EXPANDED SITE INSPECTION
SOIL ANALYSIS RESULTS

MATRIX LOCATION DEPTH (FEET) SAMPLE DATE ES ID LAB ID UNITS	SOIL SEAD-26 0-1 11/17/93 TP26-3.1 204832	SOIL SEAD-26 0-1 11/17/93 TP26-3.1RE 204832	SOIL SEAD-26 6.5-7.2 11/17/93 TP26-3.2 204833	SOIL SEAD-26 6.5-7.2 SURFACE 11/17/93 TP26-3.2RE 204833	SOIL SEAD-26 SURFACE 11/17/93 TP26-4.1 204834	SOIL SEAD-26 SURFACE 11/17/93 TP26-4.1RE 204834	SOIL SEAD-26 FILL 11/17/93 TP26-4.2 204835	SOIL SEAD-26 SURFACE 11/17/93 TP26-4.2RE 204835	SOIL SEAD-26 SURFACE 11/17/93 TP26-5.1 204836	SOIL SEAD-26 SURFACE 11/17/93 TP26-5.1RE 204836
SEMIVOLATILE ORGANICS										
Phend	ug/Kg 400 U	NS	400 U	NS	380 U	NS	370 U	NS	390 U	NS
bis(2-Chloroethyl) ether	ug/Kg 400 U	NS	400 U	NS	380 U	NS	370 U	NS	390 U	NS
2-Chlorophend	ug/Kg 400 U	NS	400 U	NS	380 U	NS	370 U	NS	390 U	NS
1,3-Dichlorobenzene	ug/Kg 400 U	NS	400 U	NS	380 U	NS	370 U	NS	390 U	NS
1,4-Dichlorobenzene	ug/Kg 400 U	NS	400 U	NS	380 U	NS	370 U	NS	390 U	NS
1,2-Dichlorobenzene	ug/Kg 400 U	NS	400 U	NS	380 U	NS	370 U	NS	390 U	NS
2-Methylphend	ug/Kg 400 U	NS	400 U	NS	380 U	NS	370 U	NS	390 U	NS
2,2'-oxybis(1-Chloropropane)	ug/Kg 400 U	NS	400 U	NS	380 U	NS	370 U	NS	390 U	NS
4-Methylphend	ug/Kg 400 U	NS	400 U	NS	380 U	NS	370 U	NS	390 U	NS
N-Nitroso-d-n-propylamine	ug/Kg 400 U	NS	400 U	NS	380 U	NS	370 U	NS	390 U	NS
Hexachloroethane	ug/Kg 400 U	NS	400 U	NS	380 U	NS	370 U	NS	390 U	NS
Nitrobenzene	ug/Kg 400 U	NS	400 U	NS	380 U	NS	370 U	NS	390 U	NS
Isophorone	ug/Kg 400 U	NS	400 U	NS	380 U	NS	370 U	NS	390 U	NS
2-Nitrophenol	ug/Kg 400 U	NS	400 U	NS	380 U	NS	370 U	NS	390 U	NS
2,4-Dimethylphend	ug/Kg 400 U	NS	400 U	NS	380 U	NS	370 U	NS	390 U	NS
bis(2-Chloroethoxy) methane	ug/Kg 400 U	NS	400 U	NS	380 U	NS	370 U	NS	390 U	NS
2,4-Dichlorophenol	ug/Kg 400 U	NS	400 U	NS	380 U	NS	370 U	NS	390 U	NS
1,2,4-Trichlorobenzene	ug/Kg 400 U	NS	400 U	NS	380 U	NS	370 U	NS	390 U	NS
Naphthalene	ug/Kg 400 U	NS	400 U	NS	380 U	NS	370 U	NS	390 U	NS
4-Chloroaniline	ug/Kg 400 U	NS	400 U	NS	380 U	NS	370 U	NS	390 U	NS
Hexachlorobutadiene	ug/Kg 400 U	NS	400 U	NS	380 U	NS	370 U	NS	390 U	NS
4-Chloro-3-methylphenol	ug/Kg 400 U	NS	400 U	NS	380 U	NS	370 U	NS	390 U	NS
2-Methylnaphthalene	ug/Kg 400 U	NS	400 U	NS	380 U	NS	370 U	NS	390 U	NS
Hexachlorocyclopentadiene	ug/Kg 400 U	NS	400 U	NS	380 U	NS	370 U	NS	390 U	NS
2,4,6-Trichlorophenol	ug/Kg 400 U	NS	400 U	NS	380 U	NS	370 U	NS	390 U	NS
2,4,5-Trichlorophenol	ug/Kg 980 U	NS	980 U	NS	930 U	NS	890 U	NS	950 U	NS
2-Chloronaphthalene	ug/Kg 400 U	NS	400 U	NS	380 U	NS	370 U	NS	390 U	NS
2-Nitroaniline	ug/Kg 980 U	NS	980 U	NS	930 U	NS	890 U	NS	950 U	NS
Dimethylphthalate	ug/Kg 400 U	NS	400 U	NS	380 U	NS	370 U	NS	390 U	NS
Aceraphenylene	ug/Kg 400 U	NS	400 U	NS	380 U	NS	370 U	NS	390 U	NS
2,6-Dinitrotoluene	ug/Kg 400 U	NS	400 U	NS	380 U	NS	370 U	NS	390 U	NS
3-Nitroaniline	ug/Kg 980 U	NS	980 U	NS	930 U	NS	890 U	NS	950 U	NS
Aceraphenylene	ug/Kg 400 U	NS	400 U	NS	380 U	NS	370 U	NS	390 U	NS
2,4-Dinitrophenol	ug/Kg 980 U	NS	980 U	NS	930 U	NS	890 U	NS	950 U	NS
4-Nitrophenol	ug/Kg 980 U	NS	980 U	NS	930 U	NS	890 U	NS	950 U	NS
Dibenzofuran	ug/Kg 400 U	NS	400 U	NS	380 U	NS	370 U	NS	390 U	NS
2,4-Dinitrotoluene	ug/Kg 400 U	NS	400 U	NS	380 U	NS	370 U	NS	390 U	NS
Diethylphthalate	ug/Kg 400 U	NS	400 U	NS	380 U	NS	370 U	NS	390 U	NS
4-Chlorophenyl-phenylether	ug/Kg 400 U	NS	400 U	NS	380 U	NS	370 U	NS	390 U	NS
Fluorene	ug/Kg 400 U	NS	400 U	NS	380 U	NS	370 U	NS	390 U	NS
4-Nitroaniline	ug/Kg 980 U	NS	980 U	NS	930 U	NS	890 U	NS	950 U	NS
4,6-Dinitro-2-methylphenol	ug/Kg 980 U	NS	980 U	NS	930 U	NS	890 U	NS	950 U	NS
N-Nitrosodiphenylamine	ug/Kg 400 U	NS	400 U	NS	380 U	NS	370 U	NS	390 U	NS
4-Bromophenyl-phenylether	ug/Kg 400 U	NS	400 U	NS	380 U	NS	370 U	NS	390 U	NS
Hexachlorobenzene	ug/Kg 400 U	NS	400 U	NS	380 U	NS	370 U	NS	390 U	NS
Pentachlorophend	ug/Kg 980 U	NS	980 U	NS	930 U	NS	890 U	NS	950 U	NS
Phenanthrene	ug/Kg 400 U	NS	31 J	NS	31 J	NS	22 J	NS	68 J	NS
Anthracene	ug/Kg 400 U	NS	400 U	NS	380 U	NS	370 U	NS	390 U	NS
Carbazole	ug/Kg 400 U	NS	400 U	NS	380 U	NS	370 U	NS	390 U	NS
Di-n-butylphthalate	ug/Kg 400 U	NS	400 U	NS	380 U	NS	370 U	NS	390 U	NS
Fluoranthene	ug/Kg 30 J	NS	79 J	NS	71 J	NS	45 J	NS	150 J	NS
Pyrene	ug/Kg 29 J	NS	64 J	NS	66 J	NS	43 J	NS	110 J	NS
Butylbenzylphthalate	ug/Kg 400 U	NS	400 U	NS	380 U	NS	370 U	NS	390 U	NS
3,3'-Dichlorobenzidine	ug/Kg 400 U	NS	400 U	NS	380 U	NS	370 U	NS	390 U	NS
Benzo(a)anthracene	ug/Kg 400 U	NS	37 J	NS	33 J	NS	22 J	NS	52 J	NS
Chrysene	ug/Kg 400 U	NS	43 J	NS	38 J	NS	25 J	NS	60 J	NS
bis(2-Ethylhexyl)phthalate	ug/Kg 400 U	NS	400 U	NS	380 U	NS	370 U	NS	390 U	NS
Di-n-octylphthalate	ug/Kg 400 U	NS	400 U	NS	380 U	NS	370 U	NS	390 U	NS
Benzo(b)fluoranthene	ug/Kg 400 U	NS	29 J	NS	33 J	NS	21 J	NS	55 J	NS
Benzo(k)fluoranthene	ug/Kg 400 U	NS	39 J	NS	35 J	NS	24 J	NS	45 J	NS
Benzo(a)pyrene	ug/Kg 400 U	NS	36 J	NS	31 J	NS	20 J	NS	52 J	NS
Indeno(1,2,3-cd)pyrene	ug/Kg 400 U	NS	24 J	NS	23 J	NS	370 U	NS	34 J	NS
Dibenz(a,h)anthracene	ug/Kg 400 U	NS	400 U	NS	380 U	NS	370 U	NS	390 U	NS
Benzo(g,h,i)perylene	ug/Kg 400 U	NS	21 J	NS	23 J	NS	370 U	NS	34 J	NS

SENECA ARMY DEPOT
SEAD-26 EXPANDED SITE INSPECTION
SOIL ANALYSIS RESULTS

COMPOUND	MATRIX LOCATION	SOIL SEAD-26	SOIL SEAD-26	SOIL SEAD-26	SOIL SEAD-26	SOIL SEAD-26	SOIL SEAD-26	SOIL SEAD-26	SOIL SEAD-26	SOIL SEAD-26	SOIL SEAD-26
	DEPTH (FEET)	0-1	0-1	6.5-7.2	6.5-7.2	6.5-7.2	6.5-7.2	6.5-7.2	6.5-7.2	6.5-7.2	6.5-7.2
	SAMPLE DATE	11/17/93	11/17/93	11/17/93	11/17/93	11/17/93	11/17/93	11/17/93	11/17/93	11/17/93	11/17/93
	ES ID	TP26-3.1	TP26-3.1RE	TP26-3.2	TP26-3.2RE	TP26-4.1	TP26-4.1RE	TP26-4.2	TP26-4.2RE	TP26-5.1	TP26-5.1RE
	LAB ID	204832	204832	204833	204833	204834	204834	204835	204835	204836	204836
	UNITS										
PESTICIDES/PCB											
alpha-BHC	ug/Kg	2.1 U	NS	2.1 U	NS	2 U	NS	1.9 U	NS	2 U	NS
beta-BHC	ug/Kg	2.1 U	NS	2.1 U	NS	2 U	NS	1.9 U	NS	2 U	NS
delta-BHC	ug/Kg	2.1 U	NS	2.1 U	NS	2 U	NS	1.9 U	NS	2 U	NS
gamma-BHC (Lindane)	ug/Kg	2.1 U	NS	2.1 U	NS	2 U	NS	1.9 U	NS	2 U	NS
Heptachlor	ug/Kg	2.1 U	NS	2.1 U	NS	2 U	NS	1.9 U	NS	2 U	NS
Aldrin	ug/Kg	2.1 U	NS	2.1 U	NS	2 U	NS	1.9 U	NS	2 U	NS
Heptachlor epoxide	ug/Kg	2.1 U	NS	2.1 U	NS	2 U	NS	1.9 U	NS	2 U	NS
Endosulfan I	ug/Kg	2.1 U	NS	2.1 U	NS	2 U	NS	1.9 U	NS	2 U	NS
Dieldrin	ug/Kg	4 U	NS	4 U	NS	3.8 U	NS	3.7 U	NS	3.9 U	NS
4,4'-DDE	ug/Kg	4 U	NS	4 U	NS	3.8 U	NS	3.7 U	NS	3.9 U	NS
Endrin	ug/Kg	4 U	NS	4 U	NS	3.8 U	NS	3.7 U	NS	3.9 U	NS
Endosulfan II	ug/Kg	4 U	NS	4 U	NS	3.8 U	NS	3.7 U	NS	3.9 U	NS
4,4'-DDD	ug/Kg	4 U	NS	4 U	NS	3.8 U	NS	3.7 U	NS	3.9 U	NS
Endosulfan sulfate	ug/Kg	4 U	NS	4 U	NS	3.8 U	NS	3.7 U	NS	3.9 U	NS
4,4'-DDT	ug/Kg	21 U	NS	21 U	NS	20 U	NS	19 U	NS	20 U	NS
Methoxychlor	ug/Kg	4 U	NS	4 U	NS	3.8 U	NS	3.7 U	NS	3.9 U	NS
Endrin ketone	ug/Kg	4 U	NS	4 U	NS	3.8 U	NS	3.7 U	NS	3.9 U	NS
Endrin aldehyde	ug/Kg	2.1 U	NS	2.1 U	NS	2 U	NS	1.9 U	NS	2 U	NS
alpha-Chlordane	ug/Kg	2.1 U	NS	2.1 U	NS	2 U	NS	1.9 U	NS	2 U	NS
gamma-Chlordane	ug/Kg	210 U	NS	210 U	NS	200 U	NS	190 U	NS	200 U	NS
Toxaphene	ug/Kg	40 U	NS	40 U	NS	38 U	NS	37 U	NS	39 U	NS
Aroclor-1016	ug/Kg	82 U	NS	82 U	NS	78 U	NS	74 U	NS	80 U	NS
Aroclor-1232	ug/Kg	40 U	NS	40 U	NS	38 U	NS	37 U	NS	39 U	NS
Aroclor-1242	ug/Kg	40 U	NS	40 U	NS	38 U	NS	37 U	NS	39 U	NS
Aroclor-1248	ug/Kg	40 U	NS	40 U	NS	38 U	NS	37 U	NS	39 U	NS
Aroclor-1254	ug/Kg	40 U	NS	40 U	NS	38 U	NS	37 U	NS	39 U	NS
Aroclor-1260	ug/Kg	40 U	NS	40 U	NS	38 U	NS	37 U	NS	39 U	NS
METALS											
Aluminum	mg/Kg	4680	NS	15600	NS	11000	NS	11200	NS	15000	NS
Antimony	mg/Kg	6.4 UJ	NS	9.5 UJ	NS	7 UJ	NS	6.8 UJ	NS	12.4 UJ	NS
Arsenic	mg/Kg	5.8	NS	5.6	NS	9	NS	7.7	NS	5.6	NS
Barium	mg/Kg	48.5	NS	94.8	NS	58.1	NS	70.2	NS	94	NS
Beryllium	mg/Kg	0.28 J	NS	0.76 J	NS	0.49 J	NS	0.5 J	NS	0.73 J	NS
Cadmium	mg/Kg	0.4 U	NS	0.59 U	NS	0.44 U	NS	0.43 U	NS	0.77 U	NS
Calcium	mg/Kg	227000	NS	7500	NS	14100	NS	16300	NS	5330	NS
Chromium	mg/Kg	5.9	NS	22.1	NS	17.8	NS	18.4	NS	23.4	NS
Cobalt	mg/Kg	3 J	NS	10.6	NS	9.9	NS	12	NS	13.3	NS
Copper	mg/Kg	8.8	NS	18.6	NS	12.4	NS	13.5	NS	23	NS
Iron	mg/Kg	12000	NS	23800	NS	23200	NS	23200	NS	28500	NS
Lead	mg/Kg	17.4	NS	18.4	NS	10.3	NS	13.6	NS	19.5	NS
Magnesium	mg/Kg	120000	NS	4480	NS	5020	NS	5130	NS	5250	NS
Manganese	mg/Kg	1740	NS	657	NS	421	NS	535	NS	694	NS
Mercury	mg/Kg	0.18	NS	0.02 U	NS	0.03 U	NS	0.03 J	NS	0.06	NS
Nickel	mg/Kg	7.8	NS	27.3	NS	26.7	NS	27.3	NS	34.9	NS
Potassium	mg/Kg	867	NS	1850	NS	1090	NS	1220	NS	1740	NS
Selenium	mg/Kg	0.57 J	NS	0.39 J	NS	0.37 J	NS	0.31 J	NS	0.32 J	NS
Silver	mg/Kg	0.81 UJ	NS	1.2 UJ	NS	0.89 UJ	NS	0.87 UJ	NS	1.6 UJ	NS
Sodium	mg/Kg	247 J	NS	58.9 J	NS	56.4 J	NS	74.8 J	NS	46.8 J	NS
Thallium	mg/Kg	0.23 U	NS	0.27 U	NS	0.25 U	NS	0.26 U	NS	0.18 U	NS
Vanadium	mg/Kg	17.1	NS	26.8	NS	16	NS	16.8	NS	24.9	NS
Zinc	mg/Kg	130	NS	78	NS	60.7	NS	69.2	NS	91.5	NS
Cyanide	mg/Kg	0.59 U	NS	0.53 U	NS	0.58 U	NS	0.46 U	NS	0.54 U	NS
OTHER ANALYSES											
Nitrate/Nitrite-Nitrogen	mg/Kg	1.8	NS	2.1	NS	0.08	NS	0.03	NS	0.55	NS
Total Solids	%W/W	81.5	NS	81.6	NS	85.6	NS	90.3	NS	83.6	NS
Total Petroleum Hydrocarbons	mg/Kg	49	NS	80	NS	68	NS	76	NS	42	NS
Fluoride	mg/Kg	NS	NS	NS	NS	NS	NS	NS	NS	NS	NS
pH	standard units	NS	NS	NS	NS	NS	NS	NS	NS	NS	NS

SENECA ARMY DEPOT
SEAD-26 EXPANDED SITE INSPECTION
SOIL ANALYSIS RESULTS

COMPOUND	MATRIX	SOIL	SOIL	SOIL	SOIL	SOIL	SOIL	SOIL	SOIL
	LOCATION DEPTH (FEET) SAMPLE DATE ES ID LAB ID UNITS	SEAD-26 FILL 11/17/93 TP26-5.2 204837	SEAD-26 FILL 11/17/93 TP26-5.2RE 204837	SEAD-26 0-0.7 11/18/93 TP26-6.1 205107	SEAD-26 5.0+ 11/18/93 TP26-6.2 205108	SEAD-26 0-0.7 11/18/93 TP26-7.1 205109	SEAD-26 5.0+ 11/18/93 TP26-7.2 205110	SEAD-26 0-0.7 11/19/93 TP26-8.1 205115	SEAD-26 5.0+ 11/19/93 TP26-8.2 205116
VOLATILE ORGANICS									
Chloroethane	ug/Kg	12 U	NS	12 U	12 U	11 U	12 U	11 U	12 U
Bromoethane	ug/Kg	12 U	NS	12 U	12 U	11 U	12 U	11 U	12 U
Vinyl Chloride	ug/Kg	12 U	NS	12 U	12 U	11 U	12 U	11 U	12 U
Chloroethane	ug/Kg	12 U	NS	12 U	12 U	11 U	12 U	11 U	12 U
Methylene Chloride	ug/Kg	12 U	NS	12 U	12 U	11 U	12 U	11 U	12 U
Acetone	ug/Kg	12 U	NS	12 U	12 U	11 U	12 U	11 U	12 U
Carbon Disulfide	ug/Kg	12 U	NS	12 U	12 U	11 U	12 U	11 U	12 U
1,1-Dichloroethane	ug/Kg	12 U	NS	12 U	12 U	11 U	12 U	11 U	12 U
1,1-Dichloroethane	ug/Kg	12 U	NS	12 U	12 U	11 U	12 U	11 U	12 U
1,2-Dichloroethane (total)	ug/Kg	12 U	NS	12 U	12 U	11 U	12 U	11 U	12 U
Chloroform	ug/Kg	12 U	NS	12 U	12 U	11 U	12 U	11 U	12 U
1,2-Dichloroethane	ug/Kg	12 U	NS	12 U	12 U	11 U	12 U	11 U	12 U
2-Butanone	ug/Kg	12 U	NS	12 U	12 U	11 U	12 U	11 U	12 U
1,1,1-Trichloroethane	ug/Kg	12 U	NS	12 U	12 U	11 U	12 U	11 U	12 U
Carbon Tetrachloride	ug/Kg	12 U	NS	12 U	12 U	11 U	12 U	11 U	12 U
Bromochloroethane	ug/Kg	12 U	NS	12 U	12 U	11 U	12 U	11 U	12 U
1,2-Dichloropropane	ug/Kg	12 U	NS	12 U	12 U	11 U	12 U	11 U	12 U
cis-1,3-Dichloropropene	ug/Kg	12 U	NS	12 U	12 U	11 U	12 U	11 U	12 U
Trichloroethene	ug/Kg	12 U	NS	12 U	12 U	11 U	12 U	11 U	12 U
Dibromochloroethane	ug/Kg	12 U	NS	12 U	12 U	11 U	12 U	11 U	12 U
1,1,2-Trichloroethane	ug/Kg	12 U	NS	12 U	12 U	11 U	12 U	11 U	12 U
Benzene	ug/Kg	12 U	NS	12 U	12 U	11 U	12 U	11 U	12 U
trans-1,3-Dichloropropene	ug/Kg	12 U	NS	12 U	12 U	11 U	12 U	11 U	12 U
Bromoform	ug/Kg	12 U	NS	12 U	12 U	11 U	12 U	11 U	12 U
4-Methyl-2-Pentanone	ug/Kg	12 U	NS	12 U	12 U	11 U	12 U	11 U	12 U
2-Hexanone	ug/Kg	12 U	NS	12 U	12 U	11 U	12 U	11 U	12 U
Tetrachloroethene	ug/Kg	12 U	NS	12 U	12 U	11 U	12 U	11 U	12 U
1,1,2,2-Tetrachloroethane	ug/Kg	12 U	NS	12 U	12 U	11 U	12 U	11 U	12 U
Toluene	ug/Kg	12 U	NS	12 U	12 U	11 U	12 U	11 U	12 U
Chlorobenzene	ug/Kg	12 U	NS	12 U	12 U	11 U	12 U	11 U	12 U
Ethylbenzene	ug/Kg	12 U	NS	12 U	12 U	11 U	12 U	11 U	12 U
Styrene	ug/Kg	12 U	NS	12 U	12 U	11 U	12 U	11 U	12 U
Xylene (total)	ug/Kg	12 U	NS	12 U	12 U	11 U	12 U	11 U	12 U
MTBE	ug/Kg	NA	NS	10 U	10 U	10 U	10 U	10 U	10 U
HERBICIDES									
2,4-D	ug/Kg	59 U R	59 UJ	56 U	63 U	56 U	61 U	56 U	61 U
2,4-DB	ug/Kg	59 U R	59 UJ	56 U	63 U	56 U	61 U	56 U	61 U
2,4,5-T	ug/Kg	5.9 U R	5.9 UJ	5.6 U	6.3 U	5.6 U	6.1 U	5.6 U	6.1 U
2,4,5-TP (Silvex)	ug/Kg	5.9 U R	5.9 UJ	5.6 U	6.3 U	5.6 U	6.1 U	5.6 U	6.1 U
Dalapon	ug/Kg	140 U R	140 UJ	140 U	160 U	140 U	150 U	140 U	150 U
Dicamba	ug/Kg	5.9 U R	5.9 UJ	5.6 U	6.3 U	5.6 U	6.1 U	5.6 U	6.1 U
Dichloroprop	ug/Kg	59 U R	59 UJ	56 U	63 U	56 U	61 U	56 U	61 U
Dinoseb	ug/Kg	30 U R	30 UJ	28 U	32 U	28 U	31 U	28 U	31 U
MCPA	ug/Kg	5900 U R	5900 UJ	5800 U	6300 U	5800 U	6100 U	5800 U	6100 U
MCPP	ug/Kg	5900 U R	5900 UJ	5800 U	6300 U	7600 U	6100 U	5800 U	6100 U
NITROAROMATICS									
HMX	ug/Kg	130 U	NS	NS	NS	NS	NS	NS	NS
RDX	ug/Kg	130 U	NS	NS	NS	NS	NS	NS	NS
1,3,5-Trinitrobenzene	ug/Kg	130 U	NS	NS	NS	NS	NS	NS	NS
1,3-Dinitrobenzene	ug/Kg	130 U	NS	NS	NS	NS	NS	NS	NS
Tetryl	ug/Kg	130 U	NS	NS	NS	NS	NS	NS	NS
2,4,6-Trinitrotoluene	ug/Kg	130 U	NS	NS	NS	NS	NS	NS	NS
4-amino-2,6-Dinitrotoluene	ug/Kg	130 U	NS	NS	NS	NS	NS	NS	NS
2-amino-4,6-Dinitrotoluene	ug/Kg	130 U	NS	NS	NS	NS	NS	NS	NS
2,6-Dinitrotoluene	ug/Kg	130 U	NS	NS	NS	NS	NS	NS	NS
2,4-Dinitrotoluene	ug/Kg	130 U	NS	NS	NS	NS	NS	NS	NS

SENECA ARMY DEPOT
SEAD-26 EXPANDED SITE INSPECTION
SOIL ANALYSIS RESULTS

MATRIX LOCATION DEPTH (FEET) SAMPLE DATE ES ID LAB ID	SOIL SEAD-26 FILL 11/17/93 TP26-5.2 204837	SOIL SEAD-26 FILL 11/17/93 TP26-5.2RE 204837	SOIL SEAD-26 FILL 0-0.7 11/18/93 TP26-6.1 205107	SOIL SEAD-26 FILL 5.0+ 11/18/93 TP26-6.2 205108	SOIL SEAD-26 FILL 0-0.7 11/18/93 TP26-7.1 205109	SOIL SEAD-26 FILL 5.0+ 11/18/93 TP26-7.2 205110	SOIL SEAD-26 FILL 0-0.7 11/19/93 TP26-8.1 205115	SOIL SEAD-26 FILL 5.0+ 11/19/93 TP26-8.2 205116	
SEMIVOLATILE ORGANICS									
Phend	ug/Kg	390 U	NS	370 U	420 U	370 U	410 U	2500 U	400 U
bis(2-Chloroethyl) ether	ug/Kg	390 U	NS	370 U	420 U	370 U	410 U	2500 U	400 U
2-Chlorophend	ug/Kg	390 U	NS	370 U	420 U	370 U	410 U	2500 U	400 U
1,3-Dichlorobenzene	ug/Kg	390 U	NS	370 U	420 U	370 U	410 U	2500 U	400 U
1,4-Dichlorobenzene	ug/Kg	390 U	NS	370 U	420 U	370 U	410 U	2500 U	400 U
1,2-Dichlorobenzene	ug/Kg	390 U	NS	370 U	420 U	370 U	410 U	2500 U	400 U
2-Methylphenol	ug/Kg	390 U	NS	370 U	420 U	370 U	410 U	2500 U	400 U
2,2'-oxybis(1-Chloropropane)	ug/Kg	390 U	NS	370 U	420 U	370 U	410 U	2500 U	400 U
4-Methylphenol	ug/Kg	390 U	NS	370 U	420 U	370 U	410 U	2500 U	400 U
N-Nitroso-d-n-propylamine	ug/Kg	390 U	NS	370 U	420 U	370 U	410 U	2500 U	400 U
Hexachloroethane	ug/Kg	390 U	NS	370 U	420 U	370 U	410 U	2500 U	400 U
Nitrobenzene	ug/Kg	390 U	NS	370 U	420 U	370 U	410 U	2500 U	400 U
Isophorone	ug/Kg	390 U	NS	370 U	420 U	370 U	410 U	2500 U	400 U
2-Nitrophenol	ug/Kg	390 U	NS	370 U	420 U	370 U	410 U	2500 U	400 U
2,4-Dimethylphenol	ug/Kg	390 U	NS	370 U	420 U	370 U	410 U	2500 U	400 U
bis(2-Chloroethoxy) methane	ug/Kg	390 U	NS	370 U	420 U	370 U	410 U	2500 U	400 U
2,4-Dichlorophenol	ug/Kg	390 U	NS	370 U	420 U	370 U	410 U	2500 U	400 U
1,2,4-Trichlorobenzene	ug/Kg	390 U	NS	370 U	420 U	370 U	410 U	2500 U	400 U
Naphthalene	ug/Kg	390 U	NS	370 U	420 U	370 U	410 U	2500 U	400 U
4-Chloroaniline	ug/Kg	390 U	NS	370 U	420 U	370 U	410 U	2500 U	400 U
Hexachlorobutadiene	ug/Kg	390 U	NS	370 U	420 U	370 U	410 U	2500 U	400 U
4-Chloro-3-methylphenol	ug/Kg	390 U	NS	370 U	420 U	370 U	410 U	2500 U	400 U
2-Methylnaphthalene	ug/Kg	390 U	NS	370 U	420 U	370 U	410 U	2500 U	400 U
Hexachlorocyclopentadiene	ug/Kg	390 U	NS	370 U	420 U	370 U	410 U	2500 U	400 U
2,4,6-Trichlorophenol	ug/Kg	390 U	NS	370 U	420 U	370 U	410 U	2500 U	400 U
2,4,5-Trichlorophenol	ug/Kg	940 U	NS	890 U	1000 U	910 U	990 U	6000 U	980 U
2-Chloronaphthalene	ug/Kg	390 U	NS	370 U	420 U	370 U	410 U	2500 U	400 U
2-Nitroaniline	ug/Kg	940 U	NS	890 U	1000 U	910 U	990 U	6000 U	980 U
Dimethylphthalate	ug/Kg	390 U	NS	370 U	420 U	370 U	410 U	2500 U	400 U
Aceraphthylene	ug/Kg	390 U	NS	370 U	420 U	370 U	410 U	2500 U	400 U
2,6-Dinitrotoluene	ug/Kg	390 U	NS	370 U	420 U	370 U	410 U	2500 U	400 U
3-Nitroaniline	ug/Kg	940 U	NS	890 U	1000 U	910 U	990 U	6000 U	980 U
Aceraphthene	ug/Kg	390 U	NS	370 U	420 U	42 J	410 U	820 J	400 U
2,4-Dinitrophenol	ug/Kg	940 U	NS	890 U	1000 U	910 U	990 U	6000 U	980 U
4-Nitrophenol	ug/Kg	940 U	NS	890 U	1000 U	910 U	990 U	6000 U	980 U
Dibenzofuran	ug/Kg	390 U	NS	370 U	420 U	370 U	410 U	240 J	400 U
2,4-Dinitrotoluene	ug/Kg	390 U	NS	370 U	420 U	370 U	410 U	2500 U	400 U
Diethylphthalate	ug/Kg	390 U	NS	370 U	420 U	370 U	410 U	2500 U	400 U
4-Chlorophenyl-phenylether	ug/Kg	390 U	NS	370 U	420 U	25 J	410 U	600 J	400 U
Fluorene	ug/Kg	940 U	NS	890 U	1000 U	910 U	990 U	6000 U	980 U
4-Nitroaniline	ug/Kg	940 U	NS	890 U	1000 U	910 U	990 U	6000 U	980 U
4,6-Dinitro-2-methylphenol	ug/Kg	390 U	NS	370 U	420 U	370 U	410 U	2500 U	400 U
N-Nitrosodiphenylamine	ug/Kg	390 U	NS	370 U	420 U	370 U	410 U	2500 U	400 U
4-Bromophenyl-phenylether	ug/Kg	390 U	NS	370 U	420 U	370 U	410 U	2500 U	400 U
Hexachlorobenzene	ug/Kg	390 U	NS	370 U	420 U	370 U	410 U	2500 U	400 U
Pentachlorophenol	ug/Kg	940 U	NS	890 U	1000 U	910 U	990 U	6000 U	980 U
Phenanthrene	ug/Kg	390 U	NS	95 J	420 U	370 J	410 U	7300	400 U
Anthracene	ug/Kg	390 U	NS	370 U	420 U	61 J	410 U	1400 J	400 U
Carbazole	ug/Kg	390 U	NS	370 U	420 U	40 J	410 U	1100 J	400 U
Di-n-butylphthalate	ug/Kg	390 U	NS	370 U	420 U	370 U	410 U	2500 U	400 U
Fluoranthene	ug/Kg	390 U	NS	250 J	62 J	770	410 U	13000	23 J
Pyrene	ug/Kg	390 U	NS	220 J	61 J	610	410 U	8500	38 J
Butylbenzylphthalate	ug/Kg	390 U	NS	370 U	420 U	370 U	410 U	2500 U	400 U
3,3'-Dichlorobenzidine	ug/Kg	390 U	NS	370 U	420 U	370 U	410 U	2500 U	400 U
Benzofluoranthene	ug/Kg	390 U	NS	100 J	34 J	280 J	410 U	4500	400 U
Chrysene	ug/Kg	390 U	NS	120 J	37 J	320 J	410 U	4400	400 U
bis(2-Ethylhexyl)phthalate	ug/Kg	390 U	NS	370 U	420 U	370 U	410 U	2500 U	400 U
Di-n-octylphthalate	ug/Kg	390 U	NS	370 U	420 U	370 U	410 U	2500 U	400 U
Benzofluoranthene	ug/Kg	390 U	NS	94 J	28 J	300 J	410 U	4800	400 U
Benzofluoranthene	ug/Kg	390 U	NS	120 J	34 J	270 J	410 U	3500	400 U
Benzofluoranthene	ug/Kg	390 U	NS	110 J	38 J	270 J	410 U	3900	62 J
Indeno(1,2,3-cd)pyrene	ug/Kg	390 U	NS	65 J	420 U	190 J	410 U	2600	400 U
Dibenz(h,j)anthracene	ug/Kg	390 U	NS	370 U	420 U	370 U	410 U	1100 J	400 U
Benzofluoranthene	ug/Kg	390 U	NS	56 J	420 U	160 J	410 U	910 J	77 J

SENECA ARMY DEPOT
SEAD-26 EXPANDED SITE INSPECTION
SOIL ANALYSIS RESULTS

COMPOUND	MATRIX LOCATION	SOIL	SOIL	SOIL	SOIL	SOIL	SOIL	SOIL	SOIL
	DEPTH (FEET)	SEAD-26	SEAD-26	SEAD-26	SEAD-26	SEAD-26	SEAD-26	SEAD-26	SEAD-26
ES ID	FILL	FILL	FILL	FILL	FILL	FILL	FILL	FILL	FILL
LAB ID	TP26-5.2	TP26-5.2RE	TP26-6.1	TP26-6.2	TP26-7.1	TP26-7.2	TP26-8.1	TP26-8.2	TP26-8.2
UNITS	204837	204837	205107	205108	205109	205110	205115	205116	205116
PESTICIDES/PCB									
alpha-BHC	ug/Kg	2 U	NS	1.9 U	2.1 U	1.9 U	2.1 U	1.9 U	2.1 U
beta-BHC	ug/Kg	2 U	NS	1.9 U	2.1 U	1.9 U	2.1 U	1.9 U	2.1 U
delta-BHC	ug/Kg	2 U	NS	1.9 U	2.1 U	1.9 U	2.1 U	1.9 U	2.1 U
gamma-BHC (Lindane)	ug/Kg	2 U	NS	1.9 U	2.1 U	1.9 U	2.1 U	1.9 U	2.1 U
Heptachlor	ug/Kg	2 U	NS	1.9 U	2.1 U	1.9 U	2.1 U	1.9 U	2.1 U
Aldrin	ug/Kg	2 U	NS	1.9 U	2.1 U	1.9 U	2.1 U	1.9 U	2.1 U
Heptachlor epoxide	ug/Kg	2 U	NS	1.9 U	2.1 U	1.9 U	2.1 U	1.9 U	2.1 U
Endosulfan I	ug/Kg	2 U	NS	1.9 U	2.1 U	1.9 U	2.1 U	1.9 U	2.1 U
Dieldrin	ug/Kg	3.9 U	NS	3.7 U	4.1 U	3.7 U	4 U	3.7 U	4 U
4,4'-DDE	ug/Kg	3.9 U	NS	2.8 J	4.1 U	3.7 U	4 U	3.7 U	4 U
Endrin	ug/Kg	3.9 U	NS	3.7 U	4.1 U	3.7 U	4 U	3.7 U	4 U
Endosulfan II	ug/Kg	3.9 U	NS	3.7 U	4.1 U	3.7 U	4 U	3.7 U	4 U
4,4'-DDD	ug/Kg	3.9 U	NS	3.7 U	4.1 U	3.7 U	4 U	3.7 U	4 U
Endosulfan sulfate	ug/Kg	3.9 U	NS	3.7 U	4.1 U	3.7 U	4 U	3.7 U	4 U
4,4'-DDT	ug/Kg	3.9 U	NS	1.6 J	4.1 U	3.7 U	4 U	3.7 U	4 U
Methoxychlor	ug/Kg	20 U	NS	19 U	21 U	19 U	21 U	19 U	21 U
Endrin ketone	ug/Kg	3.9 U	NS	3.7 U	4.1 U	3.7 U	4 U	3.7 U	4 U
Endrin aldehyde	ug/Kg	3.9 U	NS	3.7 U	4.1 U	3.7 U	4 U	3.7 U	4 U
alpha-Chlorobane	ug/Kg	2 U	NS	1.9 U	2.1 U	1.9 U	2.1 U	1.9 U	2.1 U
gamma-Chlorobane	ug/Kg	2 U	NS	1.9 U	2.1 U	1.9 U	2.1 U	1.9 U	2.1 U
Toxaphene	ug/Kg	200 U	NS	190 U	210 U	190 U	210 U	190 U	210 U
Aroclor-1016	ug/Kg	39 U	NS	37 U	41 U	37 U	40 U	37 U	40 U
Aroclor-1221	ug/Kg	79 U	NS	74 U	84 U	76 U	82 U	75 U	82 U
Aroclor-1232	ug/Kg	39 U	NS	37 U	41 U	37 U	40 U	37 U	40 U
Aroclor-1242	ug/Kg	39 U	NS	37 U	41 U	37 U	40 U	37 U	40 U
Aroclor-1248	ug/Kg	39 U	NS	37 U	41 U	37 U	40 U	37 U	40 U
Aroclor-1254	ug/Kg	39 U	NS	37 U	41 U	37 U	40 U	37 U	40 U
Aroclor-1260	ug/Kg	39 U	NS	37 U	41 U	37 U	40 U	37 U	40 U
METALS									
Aluminum	mg/Kg	15700	NS	8060	15900	8550	10000	13700	20500
Antimony	mg/Kg	8.8 UJ	NS	10.1 UJ	10.1 UJ	10.9 UJ	12.4 UJ	7 UJ	12.5 UJ
Arsenic	mg/Kg	6.7	NS	6.6 J	9 J	8.1 J	7.6 J	6.4 J	5.4 J
Barium	mg/Kg	107	NS	45.7	81.4	43.6	53	69.2	109
Beryllium	mg/Kg	0.81 J	NS	0.46 J	0.77 J	0.44 J	0.48 J	0.59 J	0.96 J
Cadmium	mg/Kg	0.55 U	NS	0.63 U	0.63 U	0.68 U	0.78 U	0.44 U	0.78 U
Calcium	mg/Kg	9500	NS	116000	6100	40600	79300	42100	4090
Chromium	mg/Kg	24.2	NS	12.1	25.1	13.2	14.3	21.7	26.3
Cobalt	mg/Kg	13.2	NS	7.9 J	14.3	7.1 J	7.1 J	11.1	12.5
Copper	mg/Kg	27.3	NS	14.5	29.1	17.1	13.1	21.3	21.8
Iron	mg/Kg	32500	NS	17200	38100	18200	18600	27500	26900
Lead	mg/Kg	23.8	NS	15	13.5	12	16.2	13.1	18
Magnesium	mg/Kg	5850	NS	9180	6250	4760	26900	8260	4760
Manganese	mg/Kg	821	NS	487 R	507 R	596 R	573 R	594 R	1260 R
Mercury	mg/Kg	0.04 J	NS	0.02 J	0.03 J	0.04 J	0.05 J	0.04 J	0.07 J
Nickel	mg/Kg	34.2	NS	23	40.6	19.8	20.3	35.4	32.1
Potassium	mg/Kg	1330	NS	1050	1570	721 J	964 J	1290	2090
Selenium	mg/Kg	0.44 J	NS	0.82 J	0.29 J	0.41 J	0.33 J	0.57 J	0.59 J
Silver	mg/Kg	1.1 UJ	NS	1.3 U	1.3 U	1.4 U	1.6 U	0.88 U	1.6 U
Sodium	mg/Kg	55.2 J	NS	101 J	52.6 J	90.7 J	117 J	117 J	64.2 J
Thallium	mg/Kg	0.25 U	NS	0.26 U	0.26 U	0.26 U	0.28 U	0.18 U	0.26 U
Vanadium	mg/Kg	28.1	NS	13.1	25.4	12.3	15.4	19.6	31.1
Zinc	mg/Kg	96.9	NS	70.3	88.1	50.9	62.7	78	88.2
Cyanide	mg/Kg	0.58 U	NS	0.53 U	0.54 U	0.54 U	0.52 U	0.54 U	0.55 U
OTHER ANALYSES									
Nitrate/Nitrite-Nitrogen	mg/Kg	0.17	NS	0.55	0.53	1.08	0.43	0.12	0.52
Total Solids	%W/W	84.9	NS	90.1	78.9	88.4	80.9	88.6	82.3
Total Petroleum Hydrocarbons	mg/Kg	42	NS	86	550	63	72	137	113
Fluoride	mg/Kg	NS	NS	NS	NS	NS	NS	NS	NS
pH	standard units	NS	NS	NS	NS	NS	NS	NS	NS

SENECA ARMY DEPOT
SEAD-26 EXPANDED SITE INSPECTION
GROUNDWATER ANALYSIS RESULTS

COMPOUND	MATRIX LOCATION SAMPLE DATE ES ID LAB ID UNITS	WATER SEAD-26 01/21/94 MW26-1 209256, 209945	WATER SEAD-26 01/22/94 MW26-3 209258	WATER SEAD-26 01/22/94 MW26-4 209260
VOLATILE ORGANICS				
Chloromethane	ug/L	10 U	10 U	10 U
Bromomethane	ug/L	10 U	10 U	10 U
Vinyl Chloride	ug/L	10 U	10 U	10 U
Chloroethane	ug/L	10 U	10 U	10 U
Methylene Chloride	ug/L	10 U	10 U	10 U
Acetone	ug/L	10 U	10 U	10 U
Carbon Disulfide	ug/L	10 U	10 U	10 U
1,1-Dichloroethene	ug/L	10 U	10 U	10 U
1,1-Dichloroethane	ug/L	10 U	10 U	10 U
1,2-Dichloroethene (total)	ug/L	10 U	10 U	10 U
Chloroform	ug/L	10 U	10 U	10 U
1,2-Dichloroethane	ug/L	10 U	10 U	10 U
2-Butanone	ug/L	10 U	10 U	10 U
1,1,1-Trichloroethane	ug/L	10 U	10 U	10 U
Carbon Tetrachloride	ug/L	10 U	10 U	10 U
Bromodichloromethane	ug/L	10 U	10 U	10 U
1,2-Dichloropropane	ug/L	10 U	10 U	10 U
cis-1,3-Dichloropropene	ug/L	10 U	10 U	10 U
Trichloroethene	ug/L	10 U	10 U	10 U
Dibromochloromethane	ug/L	10 U	10 U	10 U
1,1,2-Trichloroethane	ug/L	10 U	10 U	10 U
Benzene	ug/L	10 U	10 U	10 U
trans-1,3-Dichloropropene	ug/L	10 U	10 U	10 U
Bromoform	ug/L	10 U	10 U	10 U
4-Methyl-2-Pentanone	ug/L	10 U	10 U	10 U
2-Hexanone	ug/L	10 U	10 U	10 U
Tetrachloroethene	ug/L	10 U	10 U	10 U
1,1,2,2-Tetrachloroethane	ug/L	10 U	10 U	10 U
Toluene	ug/L	10 U	10 U	10 U
Chlorobenzene	ug/L	10 U	10 U	10 U
Ethylbenzene	ug/L	10 U	10 U	10 U
Styrene	ug/L	10 U	10 U	10 U
Xylene (total)	ug/L	10 U	10 U	10 U
MTBE	ug/L	NA	NA	NA
HERBICIDES				
2,4-D	ug/L	1.2 U	1.1 U	1.2 U
2,4-DB	ug/L	1.2 U	1.1 U	1.2 U
2,4,5-T	ug/L	0.12 U	0.11 U	0.12 U
2,4,5-TP (Silvex)	ug/L	0.12 U	0.11 U	0.12 U
Dalapon	ug/L	2.7 U	2.5 U	2.7 U
Dicamba	ug/L	0.12 U	0.11 U	0.12 U
Dichloroprop	ug/L	1.2 U	1.1 U	1.2 U
Dinoseb	ug/L	0.58 U	0.53 U	0.58 U
MCPA	ug/L	120 U	110 U	120 U
MCPP	ug/L	120 U	110 U	120 U
NITROAROMATICS				
HMX	ug/L	NS	NS	NS
RDX	ug/L	NS	NS	NS
1,3,5-Trinitrobenzene	ug/L	NS	NS	NS
1,3-Dinitrobenzene	ug/L	NS	NS	NS
Tetryl	ug/L	NS	NS	NS
2,4,6-Trinitrotoluene	ug/L	NS	NS	NS
4-amino-2,6-Dinitrotoluene	ug/L	NS	NS	NS
2-amino-4,6-Dinitrotoluene	ug/L	NS	NS	NS
2,6-Dinitrotoluene	ug/L	NS	NS	NS
2,4-Dinitrotoluene	ug/L	NS	NS	NS

NOTES:

NS stands for NOT SAMPLED
NA stands for NOT ANALYZED

SENECA ARMY DEPOT
SEAD-26 EXPANDED SITE INSPECTION
GROUNDWATER ANALYSIS RESULTS

COMPOUND	MATRIX LOCATION SAMPLE DATE ES ID LAB ID UNITS	WATER SEAD-26 01/21/94 MW26-1 209256, 209945	WATER SEAD-26 01/22/94 MW26-3 209258	WATER SEAD-26 01/22/94 MW26-4 209260
SEMIVOLATILE ORGANICS				
Phenol	ug/L	10 U	10 U	11 U
bis(2-Chloroethyl) ether	ug/L	10 U	10 U	11 U
2-Chlorophenol	ug/L	10 U	10 U	11 U
1,3-Dichlorobenzene	ug/L	10 U	10 U	11 U
1,4-Dichlorobenzene	ug/L	10 U	10 U	11 U
1,2-Dichlorobenzene	ug/L	10 U	10 U	11 U
2-Methylphenol	ug/L	10 U	10 U	11 U
2,2'-oxybis(1-Chloropropane)	ug/L	10 U	10 U	11 U
4-Methylphenol	ug/L	10 U	10 U	11 U
N-Nitroso-di-n-propylamine	ug/L	10 U	10 U	11 U
Hexachloroethane	ug/L	10 U	10 U	11 U
Nitrobenzene	ug/L	10 U	10 U	11 U
Isophorone	ug/L	10 U	10 U	11 U
2-Nitrophenol	ug/L	10 U	10 U	11 U
2,4-Dimethylphenol	ug/L	10 U	10 U	11 U
bis(2-Chloroethoxy) methane	ug/L	10 U	10 U	11 U
2,4-Dichlorophenol	ug/L	10 U	10 U	11 U
1,2,4-Trichlorobenzene	ug/L	10 U	10 U	11 U
Naphthalene	ug/L	10 U	10 U	11 U
4-Chloroaniline	ug/L	10 U	10 U	11 U
Hexachlorobutadiene	ug/L	10 U	10 U	11 U
4-Chloro-3-methylphenol	ug/L	10 U	10 U	11 U
2-Methylnaphthalene	ug/L	10 U	10 U	11 U
Hexachlorocyclopentadiene	ug/L	10 U	10 U	11 U
2,4,6-Trichlorophenol	ug/L	10 U	10 U	11 U
2,4,5-Trichlorophenol	ug/L	25 U	28 U	27 U
2-Chloronaphthalene	ug/L	10 U	10 U	11 U
2-Nitroaniline	ug/L	25 U	28 U	27 U
Dimethylphthalate	ug/L	10 U	10 U	11 U
Aceaphthylene	ug/L	10 U	10 U	11 U
2,6-Dinitrotoluene	ug/L	10 U	10 U	11 U
3-Nitroaniline	ug/L	25 U	28 U	27 U
Aceaphthene	ug/L	10 U	10 U	11 U
2,4-Dinitrophenol	ug/L	25 U	28 U	27 U
4-Nitrophenol	ug/L	25 U	28 U	27 U
Dibenzofuran	ug/L	10 U	10 U	11 U
2,4-Dinitrotoluene	ug/L	10 U	10 U	11 U
Diethylphthalate	ug/L	0.8 J	10 U	0.5 J
4-Chlorophenyl-phenylether	ug/L	10 U	10 U	11 U
Fluorene	ug/L	10 U	10 U	11 U
4-Nitroaniline	ug/L	25 U	28 U	27 U
4,6-Dinitro-2-methylphenol	ug/L	25 U	28 U	27 U
N-Nitrosodiphenylamine	ug/L	10 U	10 U	11 U
4-Bromophenyl-phenylether	ug/L	10 U	10 U	11 U
Hexachlorobenzene	ug/L	10 U	10 U	11 U
Pentachlorophenol	ug/L	25 U	28 U	27 U
Phenanthrene	ug/L	10 U	10 U	11 U
Anthracene	ug/L	10 U	10 U	11 U
Carbazole	ug/L	10 U	10 U	11 U
Di-n-butylphthalate	ug/L	10 U	10 U	11 U
Fluoranthene	ug/L	10 U	10 U	11 U
Pyrene	ug/L	10 U	10 U	11 U
Butylbenzylphthalate	ug/L	10 U	10 U	11 U
3,3'-Dichlorobenzidine	ug/L	10 U	10 U	11 U
Benzo(a)anthracene	ug/L	10 U	10 U	11 U
Chrysene	ug/L	10 U	10 U	11 U
bis(2-Ethylhexyl)phthalate	ug/L	10 U	10 U	11 U
Di-n-octylphthalate	ug/L	10 U	10 U	11 U
Benzo(b)fluoranthene	ug/L	10 U	10 U	11 U
Benzo(k)fluoranthene	ug/L	10 U	10 U	11 U
Benzo(a)pyrene	ug/L	10 U	10 U	11 U
Indeno(1,2,3-cd)pyrene	ug/L	10 U	10 U	11 U
Dibenz(a,h)anthracene	ug/L	10 U	10 U	11 U
Benzo(g,h,i)perylene	ug/L	10 U	10 U	11 U

SENECA ARMY DEPOT
SEAD-26 EXPANDED SITE INSPECTION
GROUNDWATER ANALYSIS RESULTS

COMPOUND	MATRIX	WATER	WATER	WATER
	LOCATION	SEAD-26	SEAD-26	SEAD-26
	SAMPLE DATE	01/21/94	01/22/94	01/22/94
	ES ID	MW26-1	MW26-3	MW26-4
	LAB ID	209256,	209258	209260
	UNITS	209945		
PESTICIDES/PCB				
alpha-BHC	ug/L	0.062 UJ	0.054 UJ	0.055 UJ
beta-BHC	ug/L	0.062 UJ	0.054 UJ	0.055 UJ
delta-BHC	ug/L	0.062 UJ	0.054 UJ	0.055 UJ
gamma-BHC (Lindane)	ug/L	0.062 UJ	0.054 UJ	0.055 UJ
Heptachlor	ug/L	0.062 UJ	0.054 UJ	0.055 UJ
Aldrin	ug/L	0.062 UJ	0.054 UJ	0.055 UJ
Heptachlor epoxide	ug/L	0.062 UJ	0.054 UJ	0.055 UJ
Endosulfan I	ug/L	0.062 UJ	0.054 UJ	0.055 UJ
Dieldrin	ug/L	0.12 UJ	0.11 UJ	0.11 UJ
4,4'-DDE	ug/L	0.12 UJ	0.11 UJ	0.11 UJ
Endrin	ug/L	0.12 UJ	0.11 UJ	0.11 UJ
Endosulfan II	ug/L	0.12 UJ	0.11 UJ	0.11 UJ
4,4'-DDD	ug/L	0.12 UJ	0.11 UJ	0.11 UJ
Endosulfan sulfate	ug/L	0.12 UJ	0.11 UJ	0.11 UJ
4,4'-DDT	ug/L	0.12 UJ	0.11 UJ	0.11 UJ
Methoxychlor	ug/L	0.62 UJ	0.54 UJ	0.55 UJ
Endrin ketone	ug/L	0.12 UJ	0.11 UJ	0.11 UJ
Endrin aldehyde	ug/L	0.12 UJ	0.11 UJ	0.11 UJ
alpha-Chlordane	ug/L	0.062 UJ	0.054 UJ	0.055 UJ
gamma-Chlordane	ug/L	0.062 UJ	0.054 UJ	0.055 UJ
Toxaphene	ug/L	6.2 UJ	5.4 UJ	5.5 UJ
Aroclor-1016	ug/L	1.2 UJ	1.1 UJ	1.1 UJ
Aroclor-1221	ug/L	2.5 UJ	2.2 UJ	2.2 UJ
Aroclor-1232	ug/L	1.2 UJ	1.1 UJ	1.1 UJ
Aroclor-1242	ug/L	1.2 UJ	1.1 UJ	1.1 UJ
Aroclor-1248	ug/L	1.2 UJ	1.1 UJ	1.1 UJ
Aroclor-1254	ug/L	1.2 UJ	1.1 UJ	1.1 UJ
Aroclor-1260	ug/L	1.2 UJ	1.1 UJ	1.1 UJ
METALS				
Aluminum	ug/L	188 J	665	73300
Antimony	ug/L	21.5 U	21.6 U	21.5 U
Arsenic	ug/L	0.8 U	1.3 J	32.6
Barium	ug/L	31.9 J	83.8 J	399
Beryllium	ug/L	0.4 U	0.4 U	3.4 J
Cadmium	ug/L	2.1 U	2.1 U	2.1 U
Calcium	ug/L	115000	194000	199000
Chromium	ug/L	2.6 U	2.6 U	122
Cobalt	ug/L	4.4 U	4.4 J	62.2
Copper	ug/L	3.1 U	3.1 U	92
Iron	ug/L	286	858	145000
Lead	ug/L	0.5 U	0.61 J	32.9
Magnesium	ug/L	16700	36500	60900
Manganese	ug/L	529	4280	2770
Mercury	ug/L	0.05 J R	0.04 U	0.14 J R
Nickel	ug/L	4 U	4.7 J	163
Potassium	ug/L	10200	4480 J	108000
Selenium	ug/L	0.7 U	0.85 J	2 J
Silver	ug/L	4.2 U	4.2 U	4.2 U
Sodium	ug/L	30300	11600	14600
Thallium	ug/L	1.2 U	1.2 U	1.2 U
Vanadium	ug/L	3.7 U	3.7 U	110
Zinc	ug/L	26.7 R	13.9 J R	355
Cyanide	ug/L	5 U	5 U	5 U
OTHER ANALYSES				
Nitrate/Nitrite - Nitrogen	mg/L	1.18	0.04	3.6
Total Petroleum Hydrocarbons	mg/L	0.41 U	0.41	0.37 U
Fluoride	mg/L	NS	NS	NS
pH	standard units	7.63	6.8	6.95
Specific Conductivity	umhos/cm	400	650	775
Turbidity	NTU	4.8	325	5000

SENECA ARMY DEPOT
SEAD-28 EXPANDED SITE INSPECTION
SOIL ANALYSIS RESULTS

MATRIX LOCATION DEPTH (FEET) SAMPLE DATE ES ID	SOIL SEAD-26 0-0.2 10/25/93 SS26-1 202245	SOIL SEAD-26 0-0.2 10/25/93 SS26-1RE 202245	SOIL SEAD-26 0-0.2 10/25/93 SS26-2 202246	SOIL SEAD-26 0-0.2 10/25/93 SS26-2RE 202246	SOIL SEAD-26 0-0.2 10/25/93 SS26-3 202247	SOIL SEAD-26 0-0.2 10/25/93 SS26-4 202249	SOIL SEAD-26 0-0.2 10/25/93 SS26-5 202251	SOIL SEAD-26 0-0.2 10/25/93 SS26-6 202252	SOIL SEAD-26 0-0.2 10/25/93 SS26-7 202253	
VOLATILE ORGANICS										
Chloromethane	ug/Kg 11 UJ	11 UJ	12 UJ	12 UJ	11 UJ	11 UJ	10 UJ	10 UJ	11 UJ	
Bromomethane	ug/Kg 11 UJ	11 UJ	12 UJ	12 UJ	11 UJ	11 UJ	10 UJ	10 UJ	11 UJ	
Vinyl Chloride	ug/Kg 11 UJ	11 UJ	12 UJ	12 UJ	11 UJ	11 UJ	10 UJ	10 UJ	11 UJ	
Chloroethane	ug/Kg 11 UJ	11 UJ	12 UJ	12 UJ	11 UJ	11 UJ	10 UJ	10 UJ	11 UJ	
Methylene Chloride	ug/Kg 11 J	11 UJ	7 J	12 UJ	11 UJ	11 UJ	6 J	10 UJ	5 J	
Acetone	ug/Kg 10 J	11 UJ	12 UJ	12 UJ	11 UJ	11 UJ	10 UJ	10 UJ	11 UJ	
Carbon Disulfide	ug/Kg 11 UJ	11 UJ	12 UJ	12 UJ	11 UJ	11 UJ	10 UJ	10 UJ	11 UJ	
1,1-Dichloroethane	ug/Kg 11 UJ	11 UJ	12 UJ	12 UJ	11 UJ	11 UJ	10 UJ	10 UJ	11 UJ	
1,1-Dichloroethane	ug/Kg 11 UJ	11 UJ	12 UJ	12 UJ	11 UJ	11 UJ	10 UJ	10 UJ	11 UJ	
1,2-Dichloroethane (total)	ug/Kg 11 UJ	11 UJ	12 UJ	12 UJ	11 UJ	11 UJ	10 UJ	10 UJ	11 UJ	
Chloroform	ug/Kg 11 UJ	11 UJ	12 UJ	12 UJ	6 J	11 UJ	10 UJ	10 UJ	11 UJ	
1,2-Dichloroethane	ug/Kg 11 UJ	11 UJ	12 UJ	12 UJ	11 UJ	11 UJ	10 UJ	10 UJ	11 UJ	
2-Butanone	ug/Kg 11 UJ	11 UJ	12 UJ	12 UJ	11 UJ	11 UJ	10 UJ	10 UJ	11 UJ	
1,1,1-Trichloroethane	ug/Kg 11 UJ	11 UJ	12 UJ	12 UJ	11 UJ	11 UJ	10 UJ	10 UJ	11 UJ	
Carbon Tetrachloride	ug/Kg 11 UJ	11 UJ	12 UJ	12 UJ	11 UJ	11 UJ	10 UJ	10 UJ	11 UJ	
Bromodichloromethane	ug/Kg 11 UJ	11 UJ	12 UJ	12 UJ	11 UJ	11 UJ	10 UJ	10 UJ	11 UJ	
1,2-Dichloropropane	ug/Kg 11 UJ	11 UJ	12 UJ	12 UJ	11 UJ	11 UJ	10 UJ	10 UJ	11 UJ	
cis-1,3-Dichloropropene	ug/Kg 11 UJ	11 UJ	12 UJ	12 UJ	11 UJ	11 UJ	10 UJ	10 UJ	11 UJ	
Trichloroethane	ug/Kg 11 UJ	11 UJ	12 UJ	12 UJ	11 UJ	11 UJ	10 UJ	10 UJ	11 UJ	
Dibromochloromethane	ug/Kg 11 UJ	11 UJ	12 UJ	12 UJ	11 UJ	11 UJ	10 UJ	10 UJ	11 UJ	
1,1,2-Trichloroethane	ug/Kg 11 UJ	11 UJ	12 UJ	12 UJ	11 UJ	11 UJ	10 UJ	10 UJ	11 UJ	
Benzene	ug/Kg 11 UJ	11 UJ	12 UJ	12 UJ	11 UJ	11 UJ	10 UJ	10 UJ	11 UJ	
trans-1,3-Dichloropropene	ug/Kg 11 UJ	11 UJ	12 UJ	12 UJ	11 UJ	11 UJ	10 UJ	10 UJ	11 UJ	
Bromofom	ug/Kg 11 UJ	11 UJ	12 UJ	12 UJ	11 UJ	11 UJ	10 UJ	10 UJ	11 UJ	
4-Methyl-2-Pentanone	ug/Kg 11 UJ	11 UJ	12 UJ	12 UJ	11 UJ	11 UJ	10 UJ	10 UJ	11 UJ	
2-Hexanone	ug/Kg 11 UJ	11 UJ	12 UJ	12 UJ	11 UJ	11 UJ	10 UJ	10 UJ	11 UJ	
Tetrachloroethane	ug/Kg 11 UJ	11 UJ	12 UJ	12 UJ	11 UJ	11 UJ	10 UJ	10 UJ	11 UJ	
1,1,2,2-Tetrachloroethane	ug/Kg 11 UJ	11 UJ	12 UJ	12 UJ	11 UJ	11 UJ	10 UJ	10 UJ	11 UJ	
Toluene	ug/Kg 11 UJ	11 UJ	12 UJ	12 UJ	11 UJ	11 UJ	10 UJ	10 UJ	11 UJ	
Chlorobenzene	ug/Kg 11 UJ	11 UJ	12 UJ	12 UJ	11 UJ	11 UJ	10 UJ	10 UJ	11 UJ	
Ethylbenzene	ug/Kg 11 UJ	11 UJ	12 UJ	12 UJ	11 UJ	11 UJ	10 UJ	10 UJ	11 UJ	
Styrene	ug/Kg 11 UJ	11 UJ	12 UJ	12 UJ	11 UJ	11 UJ	10 UJ	10 UJ	11 UJ	
Xylene (total)	ug/Kg 11 UJ	11 UJ	12 UJ	12 UJ	11 UJ	11 UJ	10 UJ	10 UJ	11 UJ	
MTBE	ug/Kg NA	NA	NA	NA	NA	NA	NA	NA	NA	
HERBICIDES										
2,4-D	ug/Kg 55 U	NS	260	NS	56 U	57 U	54 U	52 U	51 U	53 U
2,4-DB	ug/Kg 55 U	NS	170 U	NS	56 U	57 U	54 U	52 U	51 U	53 U
2,4,5-T	ug/Kg 15	NS	220	NS	11	5.7 U	5.4 U	5.2 U	5.1 U	5.3 U
2,4,5-TP (Silvex)	ug/Kg 5.5 U	NS	17 U	NS	5.6 U	5.7 U	5.4 U	5.2 U	5.1 U	5.3 U
Dalapon	ug/Kg 140 U	NS	410 U	NS	140 U	140 U	130 U	130 U	130 U	130 U
Dicamba	ug/Kg 5.5 U	NS	17 U	NS	5.6 U	5.7 U	5.4 U	5.2 U	5.1 U	5.3 U
Dichloroprop	ug/Kg 55 U	NS	170 U	NS	56 U	57 U	54 U	52 U	51 U	53 U
Dinoseb	ug/Kg 28 U	NS	84 U	NS	28 U	29 U	27 U	26 U	26 U	27 U
MCPA	ug/Kg 5500 U	NS	17000 U	NS	5600 U	5700 U	5400 U	5200 U	5100 U	5300 U
MCPP	ug/Kg 5500 U	NS	17000 U	NS	5600 U	5700 U	5400 U	5200 U	5100 U	5300 U
NITROAROMATICS										
HMX	ug/Kg 130 U	NS	99 J	NS	110 J	130 UJ	130 U	130 UJ	120 J	130 UJ
RDX	ug/Kg 130 U	NS	130 U	NS	130 U	130 UJ	130 U	130 UJ	130 UJ	130 UJ
1,3,5-Trinitrobenzene	ug/Kg 130 U	NS	130 U	NS	130 U	130 UJ	130 U	130 UJ	130 UJ	130 UJ
1,3-Dinitrobenzene	ug/Kg 130 U	NS	130 U	NS	130 U	130 UJ	130 U	130 UJ	130 UJ	130 UJ
Tetryl	ug/Kg 130 U	NS	130 U	NS	130 U	130 UJ	130 U	130 UJ	130 UJ	130 UJ
2,4,6-Trinitrotoluene	ug/Kg 130 U	NS	130 U	NS	130 U	130 UJ	130 U	130 UJ	130 UJ	130 UJ
4-amino-2,6-Dinitrotoluene	ug/Kg 130 U	NS	130 U	NS	130 U	130 UJ	130 U	130 UJ	130 UJ	130 UJ
2-amino-4,6-Dinitrotoluene	ug/Kg 130 U	NS	130 U	NS	130 U	130 UJ	130 U	130 UJ	130 UJ	130 UJ
2,6-Dinitrotoluene	ug/Kg 130 U	NS	130 U	NS	130 U	130 UJ	130 U	130 UJ	130 UJ	130 UJ
2,4-Dinitrotoluene	ug/Kg 290 J	NS	330 J	NS	420 J	400 J	130 U	130 UJ	130 UJ	130 UJ

NOTES:
NS stands for NOT SAMPLED
NA stands for NOT ANALYZED
ND stands for NOT DETECTED

SENECA ARMY DEPOT
SEAD-28 EXPANDED SITE INSPECTION
SURFACE WATER ANALYSIS RESULTS

COMPOUND	MATRIX LOCATION SAMPLE DATE ES ID LAB ID UNITS	WATER SEAD-26 11/01/93 SW26-1 202939	WATER SEAD-26 11/01/93 SW200 202944 SW26-1DUP
VOLATILE ORGANICS			
Chloromethane	ug/L	10 U	NS
Bromomethane	ug/L	10 U	NS
Vinyl Chloride	ug/L	10 U	NS
Chloroethane	ug/L	10 U	NS
Methylene Chloride	ug/L	10 U	NS
Acetone	ug/L	10 U	NS
Carbon Disulfide	ug/L	10 U	NS
1,1-Dichloroethene	ug/L	10 U	NS
1,1-Dichloroethane	ug/L	10 U	NS
1,2-Dichloroethene (total)	ug/L	10 U	NS
Chloroform	ug/L	10 U	NS
1,2-Dichloroethane	ug/L	10 U	NS
2-Butanone	ug/L	10 U	NS
1,1,1-Trichloroethane	ug/L	10 U	NS
Carbon Tetrachloride	ug/L	10 U	NS
Bromodichloromethane	ug/L	10 U	NS
1,2-Dichloropropane	ug/L	10 U	NS
cis-1,3-Dichloropropene	ug/L	10 U	NS
Trichloroethene	ug/L	10 U	NS
Dibromochloromethane	ug/L	10 U	NS
1,1,2-Trichloroethane	ug/L	10 U	NS
Benzene	ug/L	10 U	NS
trans-1,3-Dichloropropene	ug/L	10 U	NS
Bromoform	ug/L	10 U	NS
4-Methyl-2-Pentanone	ug/L	10 U	NS
2-Hexanone	ug/L	10 U	NS
Tetrachloroethene	ug/L	10 U	NS
1,1,2,2-Tetrachloroethane	ug/L	10 U	NS
Toluene	ug/L	10 U	NS
Chlorobenzene	ug/L	10 U	NS
Ethylbenzene	ug/L	10 U	NS
Styrene	ug/L	10 U	NS
Xylene (total)	ug/L	10 U	NS
MTBE	ug/L	NA	NS
HERBICIDES			
2,4-D	ug/L	1.1 U	NS
2,4-DB	ug/L	2.9	NS
2,4,5-T	ug/L	0.11 U	NS
2,4,5-TP (SINex)	ug/L	0.11 U	NS
Dalapon	ug/L	2.4 U	NS
Dicamba	ug/L	0.11 U	NS
Dichloroprop	ug/L	1.1 U	NS
Dinoseb	ug/L	0.52 U	NS
MCPA	ug/L	110 U	NS
MCPP	ug/L	110 U	NS
NITROAROMATICS			
HMX	ug/L	0.13 U	NS
RDX	ug/L	0.13 U	NS
1,3,5-Trinitrobenzene	ug/L	0.13 U	NS
1,3-Dinitrobenzene	ug/L	0.13 U	NS
Tetryl	ug/L	0.13 U	NS
2,4,6-Trinitrotoluene	ug/L	0.13 U	NS
4-amino-2,6-Dinitrotoluene	ug/L	0.13 U	NS
2-amino-4,6-Dinitrotoluene	ug/L	0.13 U	NS
2,6-Dinitrotoluene	ug/L	0.13 U	NS
2,4-Dinitrotoluene	ug/L	3.5	NS

NOTES:
NS stands for NOT SAMPLED
NA stands for NOT ANALYZED

SENECA ARMY DEPOT
SEAD-26 EXPANDED SITE INSPECTION
SURFACE WATER ANALYSIS RESULTS

COMPOUND	MATRIX LOCATION SAMPLE DATE ES ID LAB ID UNITS	WATER SEAD-26 11/01/93 SW26-1 202939	WATER SEAD-26 11/01/93 SW200 202944 SW26-1DUP
SEMIVOLATILE ORGANICS			
Phenol	ug/L	20 U	NS
bis(2-Chloroethyl) ether	ug/L	20 U	NS
2-Chlorophenol	ug/L	20 U	NS
1,3-Dichlorobenzene	ug/L	20 U	NS
1,4-Dichlorobenzene	ug/L	20 U	NS
1,2-Dichlorobenzene	ug/L	20 U	NS
2-Methylphenol	ug/L	20 U	NS
2,2'-oxybis(1-Chloropropane)	ug/L	20 U	NS
4-Methylphenol	ug/L	20 U	NS
N-Nitroso-d-n-propylamine	ug/L	20 U	NS
Hexachloroethane	ug/L	20 U	NS
Nitrobenzene	ug/L	20 U	NS
Isophorone	ug/L	20 U	NS
2-Nitrophenol	ug/L	20 U	NS
2,4-Dimethylphenol	ug/L	20 U	NS
bis(2-Chloroethoxy) methane	ug/L	20 U	NS
2,4-Dichlorophenol	ug/L	20 U	NS
1,2,4-Trichlorobenzene	ug/L	20 U	NS
Naphthalene	ug/L	20 U	NS
4-Chloroaniline	ug/L	20 U	NS
Hexachlorobutadiene	ug/L	20 U	NS
4-Chloro-3-methylphenol	ug/L	20 U	NS
2-Methylnaphthalene	ug/L	20 U	NS
Hexachlorocyclopentadiene	ug/L	20 U	NS
2,4,6-Trichlorophenol	ug/L	20 U	NS
2,4,5-Trichlorophenol	ug/L	51 U	NS
2-Chloronaphthalene	ug/L	20 U	NS
2-Nitroaniline	ug/L	51 U	NS
Dimethylphthalate	ug/L	20 U	NS
Acenaphthylene	ug/L	20 U	NS
2,6-Dinitrotoluene	ug/L	20 U	NS
3-Nitroaniline	ug/L	51 U	NS
Acenaphthene	ug/L	20 U	NS
2,4-Dinitrophenol	ug/L	51 U	NS
4-Nitrophenol	ug/L	51 U	NS
Dibenzofuran	ug/L	20 U	NS
2,4-Dinitrotoluene	ug/L	20 U	NS
Diethylphthalate	ug/L	20 U	NS
4-Chlorophenyl-phenylether	ug/L	20 U	NS
Fluorene	ug/L	20 U	NS
4-Nitroaniline	ug/L	51 U	NS
4,6-Dinitro-2-methylphenol	ug/L	51 U	NS
N-Nitrosodiphenylamine	ug/L	20 U	NS
4-Bromophenyl-phenylether	ug/L	20 U	NS
Hexachlorobenzene	ug/L	20 U	NS
Pentachlorophenol	ug/L	51 U	NS
Phenanthrene	ug/L	20 U	NS
Anthracene	ug/L	20 U	NS
Carbazole	ug/L	20 U	NS
Di-n-butylphthalate	ug/L	20 U	NS
Fluoranthene	ug/L	20 U	NS
Pyrene	ug/L	20 U	NS
Butylbenzylphthalate	ug/L	20 U	NS
3,3'-Dichlorobenzidine	ug/L	20 U	NS
Benzo(a)anthracene	ug/L	20 U	NS
Chrysene	ug/L	20 U	NS
bis(2-Ethylhexyl)phthalate	ug/L	20 U	NS
Di-n-octylphthalate	ug/L	20 U	NS
Benzo(b)fluoranthene	ug/L	20 U	NS
Benzo(k)fluoranthene	ug/L	20 U	NS
Benzo(a)pyrene	ug/L	20 U	NS
Indeno(1,2,3-cd)pyrene	ug/L	20 U	NS
Dibenz(a,h)anthracene	ug/L	20 U	NS
Benzo(g,h,i)perylene	ug/L	20 U	NS

SENECA ARMY DEPOT
SEAD-26 EXPANDED SITE INSPECTION
SURFACE WATER ANALYSIS RESULTS

COMPOUND	MATRIX	WATER	WATER
	LOCATION	SEAD-26	SEAD-26
	SAMPLE DATE	11/01/93	11/01/93
	ES ID	SW26-1	SW200
	LAB ID	202989	202944
	UNITS		SW26-1DUP
PESTICIDES/PCB			
alpha-BHC	ug/L	0.05 UJ	NS
beta-BHC	ug/L	0.05 UJ	NS
delta-BHC	ug/L	0.05 UJ	NS
gamma-BHC (Lindane)	ug/L	0.05 UJ	NS
Heptachlor	ug/L	0.05 UJ	NS
Aldrin	ug/L	0.05 UJ	NS
Heptachlor epoxide	ug/L	0.05 UJ	NS
Endosulfan I	ug/L	0.05 UJ	NS
Dieldrin	ug/L	0.1 UJ	NS
4,4'-DDE	ug/L	0.1 UJ	NS
Endrin	ug/L	0.1 UJ	NS
Endosulfan II	ug/L	0.1 UJ	NS
4,4'-DDD	ug/L	0.1 UJ	NS
Endosulfan sulfate	ug/L	0.1 UJ	NS
4,4'-DDT	ug/L	0.1 UJ	NS
Methoxychlor	ug/L	0.5 UJ	NS
Endrin ketone	ug/L	0.1 UJ	NS
Endrin aldehyde	ug/L	0.072 J	NS
alpha-Chlordane	ug/L	0.05 UJ	NS
gamma-Chlordane	ug/L	0.05 UJ	NS
Toxaphene	ug/L	5 UJ	NS
Aroclor-1016	ug/L	1 UJ	NS
Aroclor-1221	ug/L	2 UJ	NS
Aroclor-1232	ug/L	1 UJ	NS
Aroclor-1242	ug/L	1 UJ	NS
Aroclor-1248	ug/L	1 UJ	NS
Aroclor-1254	ug/L	1 UJ	NS
Aroclor-1260	ug/L	1 UJ	NS
METALS			
Aluminum	ug/L	44.5 U	NS
Antimony	ug/L	52.3 U	NS
Arsenic	ug/L	7 J	NS
Barium	ug/L	84.4 J	NS
Beryllium	ug/L	0.3 U	NS
Cadmium	ug/L	3.3 U	NS
Calcium	ug/L	61200	NS
Chromium	ug/L	2.5 U	NS
Cobalt	ug/L	4.9 U	NS
Copper	ug/L	3.7 U	NS
Iron	ug/L	2940 J	NS
Lead	ug/L	2.8 J	NS
Magnesium	ug/L	4530 J	NS
Manganese	ug/L	55.5	NS
Mercury	ug/L	0.07 U	NS
Nickel	ug/L	8.3 J	NS
Potassium	ug/L	2510 J	NS
Selenium	ug/L	1.1 U	NS
Silver	ug/L	8.6 UJ	NS
Sodium	ug/L	4670 J	NS
Thallium	ug/L	1.2 U	NS
Vanadium	ug/L	3.3 U	NS
Zinc	ug/L	7.1 J	NS
Cyanide	ug/L	8.5	NS
OTHER ANALYSES			
Nitrate/Nitrite-Nitrogen	mg/L	0.03	NS
Total Petroleum Hydrocarbons	mg/L	4	4.17
Fluoride	mg/L	NS	NS
pH	standard units	NA	NA
Specific Conductivity	umhos/cm	NA	NA
Turbidity	NTU	NA	NA

SENECA ARMY DEPOT
SEAD-26 EXPANDED SITE INSPECTION
SEDIMENT ANALYSIS RESULTS

COMPOUND	MATRIX LOCATION DEPTH (FEET) SAMPLE DATE ES ID LAB ID UNITS	SOIL SEAD-26 0-0.5 11/01/93 SD26-1 202985	SOIL SEAD-26 0-0.5 11/01/93 SD200 203000 SD26-1DUP
VOLATILE ORGANICS			
Chloromethane	ug/Kg	13 U	NS
Bromomethane	ug/Kg	13 U	NS
Vinyl Chloride	ug/Kg	13 U	NS
Chloroethane	ug/Kg	13 U	NS
Methylene Chloride	ug/Kg	13 U	NS
Acetone	ug/Kg	26	NS
Carbon Disulfide	ug/Kg	13 U	NS
1,1-Dichloroethane	ug/Kg	13 U	NS
1,1-Dichloroethane	ug/Kg	13 U	NS
1,2-Dichloroethane (total)	ug/Kg	13 U	NS
Chloroform	ug/Kg	13 U	NS
1,2-Dichloroethane	ug/Kg	13 U	NS
2-Butanone	ug/Kg	23	NS
1,1,1-Trichloroethane	ug/Kg	13 U	NS
Carbon Tetrachloride	ug/Kg	13 U	NS
Bromodichloromethane	ug/Kg	13 U	NS
1,2-Dichloropropane	ug/Kg	13 U	NS
cis-1,3-Dichloropropene	ug/Kg	13 U	NS
Trichloroethane	ug/Kg	13 U	NS
Dibromochloromethane	ug/Kg	13 U	NS
1,1,2-Trichloroethane	ug/Kg	13 U	NS
Benzene	ug/Kg	13 U	NS
trans-1,3-Dichloropropene	ug/Kg	13 U	NS
Bromoform	ug/Kg	13 U	NS
4-Methyl-2-Pentanone	ug/Kg	13 U	NS
2-Hexanone	ug/Kg	13 U	NS
Tetrachloroethane	ug/Kg	13 U	NS
1,1,2,2-Tetrachloroethane	ug/Kg	13 U	NS
Toluene	ug/Kg	13 U	NS
Chlorobenzene	ug/Kg	13 U	NS
Ethylbenzene	ug/Kg	13 U	NS
Styrene	ug/Kg	13 U	NS
Xylene (total)	ug/Kg	13 U	NS
MTBE	ug/Kg	NA	NS
HERBICIDES			
2,4-D	ug/Kg	60 U	NS
2,4-DB	ug/Kg	60 U	NS
2,4,5-T	ug/Kg	21	NS
2,4,5-TP (Slvex)	ug/Kg	6 U	NS
Dalapon	ug/Kg	150 U	NS
Dicamba	ug/Kg	6 U	NS
Dichloroprop	ug/Kg	60 U	NS
Dinoseb	ug/Kg	30 U	NS
MCPA	ug/Kg	6000 U	NS
MCPP	ug/Kg	6000 U	NS
NITROAROMATICS			
HMX	ug/Kg	72 J	NS
RDX	ug/Kg	130 U	NS
1,3,5-Trinitrobenzene	ug/Kg	130 U	NS
1,3-Dinitrobenzene	ug/Kg	130 U	NS
Tetryl	ug/Kg	130 U	NS
2,4,6-Trinitrotoluene	ug/Kg	130 U	NS
4-amino-2,6-Dinitrotoluene	ug/Kg	130 U	NS
2-amino-4,6-Dinitrotoluene	ug/Kg	130 U	NS
2,6-Dinitrotoluene	ug/Kg	130 U	NS
2,4-Dinitrotoluene	ug/Kg	660 J	NS

NOTES:
NS stands for NOT SAMPLED
NA stands for NOT ANALYZED

SENECA ARMY DEPOT
SEAD-26 EXPANDED SITE INSPECTION
SEDIMENT ANALYSIS RESULTS

COMPOUND	MATRIX LOCATION DEPTH (FEET) SAMPLE DATE ES ID LAB ID UNITS	SOIL SEAD-26 0-0.5 11/01/93 SD26-1 202995	SOIL SEAD-26 0-0.5 11/01/93 SD200 203000 SD26-1DUP
SEMIVOLATILE ORGANICS			
Phenol	ug/Kg	7800 U	NS
bis(2-Chloroethyl) ether	ug/Kg	7800 U	NS
2-Chlorophenol	ug/Kg	7800 U	NS
1,3-Dichlorobenzene	ug/Kg	7800 U	NS
1,4-Dichlorobenzene	ug/Kg	7800 U	NS
1,2-Dichlorobenzene	ug/Kg	7800 U	NS
2-Methylphenol	ug/Kg	7800 U	NS
2,2'-oxybis(1-Chloropropane)	ug/Kg	7800 U	NS
4-Methylphenol	ug/Kg	7800 U	NS
N-Nitroso-d-n-propylamine	ug/Kg	7800 U	NS
Hexachloroethane	ug/Kg	7800 U	NS
Nitrobenzene	ug/Kg	7800 U	NS
Isophorone	ug/Kg	7800 U	NS
2-Nitrophenol	ug/Kg	7800 U	NS
2,4-Dimethylphenol	ug/Kg	7800 U	NS
bis(2-Chloroethoxy) methane	ug/Kg	7800 U	NS
2,4-Dichlorophenol	ug/Kg	7800 U	NS
1,2,4-Trichlorobenzene	ug/Kg	7800 U	NS
Naphthalene	ug/Kg	7800 U	NS
4-Chloroaniline	ug/Kg	7800 U	NS
Hexachlorobutadiene	ug/Kg	7800 U	NS
4-Chloro-3-methylphenol	ug/Kg	7800 U	NS
2-Methylnaphthalene	ug/Kg	420 J	NS
Hexachlorocyclopentadiene	ug/Kg	7800 U	NS
2,4,6-Trichlorophenol	ug/Kg	7800 U	NS
2,4,5-Trichlorophenol	ug/Kg	19000 U	NS
2-Chloronaphthalene	ug/Kg	7800 U	NS
2-Nitroaniline	ug/Kg	19000 U	NS
Dimethylphthalate	ug/Kg	7800 U	NS
Acenaphthylene	ug/Kg	7800 U	NS
2,6-Dinitrotoluene	ug/Kg	7800 U	NS
3-Nitroaniline	ug/Kg	19000 U	NS
Acenaphthene	ug/Kg	7800 U	NS
2,4-Dinitrophenol	ug/Kg	19000 U	NS
4-Nitrophenol	ug/Kg	19000 U	NS
Dibenzofuran	ug/Kg	7800 U	NS
2,4-Dinitrotoluene	ug/Kg	7800 U	NS
Diethylphthalate	ug/Kg	7800 U	NS
4-Chlorophenyl-phenylether	ug/Kg	7800 U	NS
Fluorene	ug/Kg	7800 U	NS
4-Nitroaniline	ug/Kg	19000 U	NS
4,6-Dinitro-2-methylphenol	ug/Kg	19000 U	NS
N-Nitrosodiphenylamine	ug/Kg	7800 U	NS
4-Bromophenyl-phenylether	ug/Kg	7800 U	NS
Hexachlorobenzene	ug/Kg	7800 U	NS
Pentachlorophenol	ug/Kg	19000 U	NS
Phenanthrene	ug/Kg	420 J	NS
Anthracene	ug/Kg	7800 U	NS
Carbazole	ug/Kg	7800 U	NS
Di-n-butylphthalate	ug/Kg	7800 U	NS
Fluoranthene	ug/Kg	7800 U	NS
Pyrene	ug/Kg	7800 U	NS
Butylbenzylphthalate	ug/Kg	7800 U	NS
3,3'-Dichlorobenzidine	ug/Kg	7800 U	NS
Benzo(a)anthracene	ug/Kg	7800 U	NS
Chrysene	ug/Kg	7800 U	NS
bis(2-Ethylhexyl)phthalate	ug/Kg	7800 U	NS
Di-n-octylphthalate	ug/Kg	7800 U	NS
Benzo(b)fluoranthene	ug/Kg	7800 U	NS
Benzo(k)fluoranthene	ug/Kg	7800 U	NS
Benzo(a)pyrene	ug/Kg	7800 U	NS
Indeno(1,2,3-cd)pyrene	ug/Kg	7800 U	NS
Dibenz(a,h)anthracene	ug/Kg	7800 U	NS
Benzo(g,h,i)perylene	ug/Kg	7800 U	NS

SENECA ARMY DEPOT
SEAD-26 EXPANDED SITE INSPECTION
SEDIMENT ANALYSIS RESULTS

COMPOUND	MATRIX LOCATION DEPTH (FEET) SAMPLE DATE ES ID LAB ID UNITS	SOIL SEAD-26 0-0.5 11/01/93 SD26-1 202995	SOIL SEAD-26 0-0.5 11/01/93 SD200 203000 SD26-10UP
PESTICIDES/PCB			
alpha-BHC	ug/Kg	2 U	NS
beta-BHC	ug/Kg	2 U	NS
delta-BHC	ug/Kg	2 U	NS
gamma-BHC (Lindane)	ug/Kg	2 U	NS
Heptachlor	ug/Kg	2 U	NS
Aldrin	ug/Kg	2 U	NS
Heptachlor epoxide	ug/Kg	6.4 J	NS
Endosulfan I	ug/Kg	2 U	NS
Dieldrin	ug/Kg	3.8 J	NS
4,4'-DDE	ug/Kg	13 J	NS
Endrin	ug/Kg	6.5 J	NS
Endosulfan II	ug/Kg	4.4 J	NS
4,4'-DDD	ug/Kg	3.9 U	NS
Endosulfan sulfate	ug/Kg	3.9 U	NS
4,4'-DDT	ug/Kg	3.9 U	NS
Methoxychlor	ug/Kg	20 U	NS
Endrin ketone	ug/Kg	3.9 U	NS
Endrin aldehyde	ug/Kg	3.9 U	NS
alpha-Chlordane	ug/Kg	2 U	NS
gamma-Chlordane	ug/Kg	2 U	NS
Toxaphene	ug/Kg	200 U	NS
Aroclor-1016	ug/Kg	39 U	NS
Aroclor-1221	ug/Kg	80 U	NS
Aroclor-1232	ug/Kg	39 U	NS
Aroclor-1242	ug/Kg	39 U	NS
Aroclor-1248	ug/Kg	39 U	NS
Aroclor-1254	ug/Kg	39 U	NS
Aroclor-1260	ug/Kg	39 U	NS
METALS			
Aluminum	mg/Kg	1270	NS
Antimony	mg/Kg	9.6 U	NS
Arsenic	mg/Kg	14.6	NS
Barium	mg/Kg	26 J	NS
Beryllium	mg/Kg	0.15 J	NS
Cadmium	mg/Kg	0.6 U	NS
Calcium	mg/Kg	313000	NS
Chromium	mg/Kg	2.5	NS
Cobalt	mg/Kg	2.5 J	NS
Copper	mg/Kg	10.9	NS
Iron	mg/Kg	3170	NS
Lead	mg/Kg	8.3	NS
Magnesium	mg/Kg	7270	NS
Manganese	mg/Kg	190	NS
Mercury	mg/Kg	0.01 J	NS
Nickel	mg/Kg	10.5	NS
Potassium	mg/Kg	784 J	NS
Selenium	mg/Kg	0.37 J	NS
Silver	mg/Kg	1.2 U	NS
Sodium	mg/Kg	231 J	NS
Thallium	mg/Kg	2.3 U	NS
Vanadium	mg/Kg	7.6 J	NS
Zinc	mg/Kg	34.3	NS
Cyanide	mg/Kg	0.59 U	NS
OTHER ANALYSES			
Nitrate/Nitrite-Nitrogen	mg/Kg	0.02	NS
Total Solids	%W/W	NS	NS
Total Petroleum Hydrocarbons	mg/Kg	20000	22000
Fluoride	mg/Kg	NS	NS
pH	standard units	NS	NS

SEAD-25
Expanded Site Investigation
Tentatively Identified Compounds



TENATIVELY IDENTIFIED COMPOUNDS
SEAD - 25

SDG FILE: temp\1E41097 DATE: MATRIX:
ES: SB2522

LAB:

ESID	CAS NO	COMPOUND	RESULT	QUAL.
SB2522	124-18-5	Decane	100	NJ
SB2522	108-67-8	Benzene, 1,3,5-trimethyl-	20	NJ
SB2522	611-14-3	Benzene, 1-ethyl-2-methyl-	18	NJ
SB2522	95-63-6	Benzene, 1,2,4-trimethyl-	63	NJ
SB2522	135-98-8	Benzene, (1-methylpropyl)- w	56	NJ

TOTAL UNKNOWN TICS: 141
TOTAL TICS 398

SDG FILE: temp\1E41097 DATE: MATRIX:
ES: SB2523

LAB:

ESID	CAS NO	COMPOUND	RESULT	QUAL.
SB2523	111-84-2	Nonane	56	NJ
SB2523	124-18-5	Decane	280	NJ
SB2523	108-67-8	Benzene, 1,3,5-trimethyl-	94	NJ
SB2523	611-14-3	Benzene, 1-ethyl-2-methyl-	65	NJ
SB2523	95-63-6	Benzene, 1,2,4-trimethyl-	240	NJ
SB2523	135-98-8	Benzene, (1-methylpropyl)- w	110	NJ

TOTAL UNKNOWN TICS: 317
TOTAL TICS 1162

SDG FILE: temp\1E41097 DATE: MATRIX:
ES: SB2531

LAB:

ESID	CAS NO	COMPOUND	RESULT	QUAL.
SB2531	111-84-2	Nonane	730	NJ
SB2531	124-18-5	Decane	2100	NJ
SB2531	95-63-6	Benzene, 1,2,4-trimethyl-	1400	NJ
SB2531	1678-93-9	Cyclohexane, butyl-	580	NJ

TOTAL UNKNOWN TICS: 3750
TOTAL TICS 8560

SDG FILE: temp\1E41097 DATE: MATRIX:
ES: SB2532 LAB:

ESID	CAS NO	COMPOUND	RESULT	QUAL.
SB2532	124-18-5	Decane	13	NJ
SB2532	108-67-8	Benzene, 1,3,5-trimethyl-	19	NJ
SB2532	611-14-3	Benzene, 1-ethyl-2-methyl-	13	NJ
SB2532	95-63-6	Benzene, 1,2,4-trimethyl-	61	NJ

TOTAL UNKNOWN TICS: 34
TOTAL TICS 140

SDG FILE: temp\1E41115 DATE: MATRIX:
ES: SB2533
LAB:

ESID	CAS NO	COMPOUND	RESULT	QUAL.
SB2533	96-37-	CYCLOPENTANE, METHYL-	36	JX
SB2533	107-83-	PENTANE, 2-METHYL-	30	JX
SB2533	110-54-	HEXANE	25	JX
SB2533	108-87-	CYCLOHEXANE, METHYL-	32	JX
SB2533	589-34-	HEXANE, 3-METHYL-	49	JX
SB2533	591-76-	HEXANE, 2-METHYL-	38	JX
SB2533	592-27-	HEPTANE, 2-METHYL-	19	JX
SB2533	1678-92-	CYCLOHEXANE, PROPYL- W/ UNKN	14	JX
TOTAL UNKNOWN TICS:			33	
TOTAL TICS			276	

SDG FILE: temp\1E41115 DATE: MATRIX:
ES: SB2541
LAB:

ESID	CAS NO	COMPOUND	RESULT	QUAL.
SB2541	589-81-	HEPTANE, 3-METHYL-	1300	JX
SB2541	592-27-	HEPTANE, 2-METHYL-	830	JX
SB2541	1678-92-	CYCLOHEXANE, PROPYL- W/ UNKN	1400	JX
TOTAL UNKNOWN TICS:			2500	
TOTAL TICS			6030	

SDG FILE: temp\1E41115 DATE: MATRIX:
ES: SB2542
LAB:

ESID	CAS NO	COMPOUND	RESULT	QUAL.
SB2542	107-83-	PENTANE, 2-METHYL-	7	JX
SB2542	565-59-	PENTANE, 2,3-DIMETHYL-	8	JX
SB2542	589-34-	HEXANE, 3-METHYL-	15	JX
SB2542	591-76-	HEXANE, 2-METHYL-	7	JX
SB2542	1186-53-	PENTANE, 2,2,3,4-TETRAMETHYL	12	JX
SB2542	589-81-	HEPTANE, 3-METHYL-	13	JX
TOTAL UNKNOWN TICS:			76	
TOTAL TICS			138	

SDG FILE: temp\1E41115 DATE: MATRIX:
ES: SB2543
LAB:

ESID	CAS NO	COMPOUND	RESULT	QUAL.
SB2543	107-83-	PENTANE, 2-METHYL-	21	JX
SB2543	108-87-	CYCLOHEXANE, METHYL-	18	JX
SB2543	589-34-	HEXANE, 3-METHYL-	28	JX
SB2543	591-76-	HEXANE, 2-METHYL-	15	JX
SB2543	589-81-	HEPTANE, 3-METHYL-	30	JN
SB2543	592-27-	HEPTANE, 2-METHYL-	13	JX
TOTAL UNKNOWN TICS:			78	
TOTAL TICS			203	

SDG FILE: temp\1E41115 DATE: MATRIX:
ES: SB2551
LAB:

ESID	CAS NO	COMPOUND	RESULT	QUAL.
SB2551	110-82-	CYCLOHEXANE	1600	JX
SB2551	96-37-	CYCLOPENTANE, METHYL-	3600	JX
SB2551	96-14-	PENTANE, 3-METHYL-	3300	JX
SB2551	107-83-	PENTANE, 2-METHYL-	4000	JX
SB2551	110-54-	HEXANE	4100	JX
SB2551	589-34-	HEXANE, 3-METHYL-	4500	JX
SB2551	591-76-	HEXANE, 2-METHYL-	3500	JX
SB2551	1186-53-	PENTANE, 2,2,3,4-TETRAMETHYL	2100	JX
SB2551	589-81-	HEPTANE, 3-METHYL- W/ TCL#35	4400	JX
SB2551	592-27-	HEPTANE, 2-METHYL-	3100	JX
TOTAL UNKNOWN TICS:			0	
TOTAL TICS			34200	

SDG FILE: temp\1E41115 DATE: MATRIX:
ES: SB2552
LAB:

ESID	CAS NO	COMPOUND	RESULT	QUAL.
SB2552	96-37-	CYCLOPENTANE, METHYL-	13000	JX
SB2552	96-14-	PENTANE, 3-METHYL-	14000	JX
SB2552	107-83-	PENTANE, 2-METHYL-	17000	JX
SB2552	110-54-	HEXANE	20000	JX
SB2552	589-34-	HEXANE, 3-METHYL-	21000	JX
SB2552	591-76-	HEXANE, 2-METHYL-	18000	JX
SB2552	142-82-	HEPTANE W/ TCL#33	24000	JX
SB2552	589-81-	HEPTANE, 3-METHYL- W/ TCL#35	34000	JX
SB2552	592-27-	HEPTANE, 2-METHYL-	19000	JX
SB2552	111-65-	OCTANE W/ SSTD BFB	27000	JX
TOTAL UNKNOWN TICS:			0	
TOTAL TICS			207000	

SDG FILE: temp\1E41115 DATE: MATRIX:
ES: SB2553
LAB:

ESID	CAS NO	COMPOUND	RESULT	QUAL.
SB2553	107-83-	PENTANE, 2-METHYL-	740	JX
SB2553	110-54-	HEXANE	970	JX
SB2553	589-34-	HEXANE, 3-METHYL-	1100	JX
SB2553	591-76-	HEXANE, 2-METHYL-	990	JX
SB2553	589-81-	HEPTANE, 3-METHYL- W/ TCL#35	2200	JX
SB2553	592-27-	HEPTANE, 2-METHYL-	1300	JX
TOTAL UNKNOWN TICS:			0	
TOTAL TICS			7300	

SDG FILE: temp\1F40197 DATE: MATRIX:
ES: SB2511
LAB:

ESID	CAS NO	COMPOUND	RESULT	QUAL.
SB2511	123-42-2	2-Pentanone, 4-hydroxy-4-met	13000	NJ
SB2511	629-50-5	Tridecane	1200	NJ
SB2511	629-59-4	Tetradecane	2200	NJ
SB2511	629-62-9	Pentadecane	3600	NJ
SB2511	544-76-3	Hexadecane	3300	NJ
SB2511	629-78-7	Heptadecane	2500	NJ
SB2511	1921-70-6	Pentadecane, 2,6,10,14-tetra	6800	NJ
SB2511	593-45-3	Octadecane	2300	NJ
SB2511	638-36-8	Hexadecane, 2,6,10,14-tetram	3400	NJ
SB2511	629-92-5	Nonadecane	2000	NJ
SB2511	112-95-8	Eicosane	1500	NJ
SB2511	629-94-7	Heneicosane	1000	NJ
TOTAL UNKNOWN TICS:			18080	
TOTAL TICS			60880	

SDG FILE: temp\1F40197 DATE: MATRIX:
ES: SB2513
LAB:

ESID	CAS NO	COMPOUND	RESULT	QUAL.
SB2513	123-42-2	2-Pentanone, 4-hydroxy-4-met	9200	NJ
TOTAL UNKNOWN TICS:			4734	
TOTAL TICS			13934	

SDG FILE: temp\1F40197 DATE: MATRIX:
ES: SB2514
LAB:

ESID	CAS NO	COMPOUND	RESULT	QUAL.
SB2514	123-42-2	2-Pentanone, 4-hydroxy-4-met	12000	NJ
TOTAL UNKNOWN TICS:			8780	
TOTAL TICS			20780	

SDG FILE: temp\1F40197 DATE: MATRIX:
ES: SB2521
LAB:

ESID	CAS NO	COMPOUND	RESULT	QUAL.
SB2521	123-42-2	2-Pentanone, 4-hydroxy-4-met	11000	NJ
SB2521	629-50-5	Tridecane	480	NJ
SB2521	629-59-4	Tetradecane	780	J
SB2521	629-62-9	Pentadecane	1000	NJ
SB2521	544-76-3	Hexadecane	1000	NJ
SB2521	629-78-7	Heptadecane	930	NJ
SB2521	1921-70-6	Pentadecane, 2,6,10,14-tetra	1400	NJ
SB2521	593-45-3	Octadecane	770	NJ
SB2521	638-36-8	Hexadecane, 2,6,10,14-tetram	720	NJ
SB2521	629-92-5	Nonadecane	700	NJ
SB2521	112-95-8	Eicosane	600	NJ
SB2521	629-94-7	Heneicosane	430	NJ
TOTAL UNKNOWN TICS:			8250	
TOTAL TICS			28060	

SDG FILE: temp\1F40197 DATE: MATRIX:
ES: SB2522
LAB:

ESID	CAS NO	COMPOUND	RESULT	QUAL.
SB2522	123-42-2	2-Pentanone, 4-hydroxy-4-met	39000	NJ
SB2522	1120-21-4	Undecane	6400	NJ
SB2522	112-40-3	Dodecane	6500	NJ
SB2522	629-50-5	Tridecane	6600	NJ
SB2522	90-12-0	Naphthalene, 1-methyl-	4800	NJ
SB2522	629-59-4	Tetradecane	6400	NJ
SB2522	575-41-7	Naphthalene, 1,3-dimethyl-	8000	NJ
SB2522	629-62-9	Pentadecane	7000	NJ
SB2522	544-76-3	Hexadecane	4500	NJ
SB2522	629-78-7	Heptadecane	4100	NJ
SB2522	1921-70-6	Pentadecane, 2,6,10,14-tetra	14000	NJ
SB2522	638-36-8	Hexadecane, 2,6,10,14-tetram	7000	NJ
TOTAL UNKNOWN TICS:			67400	
TOTAL TICS			181700	

SDG FILE: temp\1F40197 DATE: MATRIX:
ES: SB2523
LAB:

ESID	CAS NO	COMPOUND	RESULT	QUAL.
SB2523	123-42-2	2-Pentanone, 4-hydroxy-4-met	37000	NJ
SB2523	1120-21-4	Undecane	4300	NJ
SB2523	112-40-3	Dodecane	4200	NJ
SB2523	629-50-5	Tridecane	3400	NJ
SB2523	90-12-0	Naphthalene, 1-methyl-	3500	NJ
SB2523	575-41-7	Naphthalene, 1,3-dimethyl-	5700	NJ
SB2523	629-62-9	Pentadecane	2900	NJ
SB2523	1921-70-6	Pentadecane, 2,6,10,14-tetra	13000	NJ
SB2523	638-36-8	Hexadecane, 2,6,10,14-tetram	6300	NJ
TOTAL UNKNOWN TICS:			67300	
TOTAL TICS			147600	

SDG FILE: temp\1F40197 DATE: MATRIX:
ES: SB2524
LAB:

ESID	CAS NO	COMPOUND	RESULT	QUAL.
SB2524	123-42-2	2-Pentanone, 4-hydroxy-4-met	14000	NJ
SB2524	1120-21-4	Undecane	740	NJ
SB2524	112-40-3	Dodecane	720	NJ
SB2524	629-50-5	Tridecane	1200	NJ
SB2524	629-59-4	Tetradecane	1900	NJ
SB2524	629-62-9	Pentadecane	2600	NJ
SB2524	544-76-3	Hexadecane	2300	NJ
SB2524	629-78-7	Heptadecane	2000	NJ
SB2524	1921-70-6	Pentadecane, 2,6,10,14-tetra	2500	NJ
SB2524	593-45-3	Octadecane	1900	NJ
SB2524	638-36-8	Hexadecane, 2,6,10,14-tetram	1400	NJ
SB2524	629-92-5	Nonadecane	1700	NJ
SB2524	112-95-8	Eicosane	1400	NJ
SB2524	629-94-7	Heneicosane	960	NJ
TOTAL UNKNOWN TICS:			15930	
TOTAL TICS			51250	

SDG FILE: temp\1F40197 DATE: MATRIX:
ES: SB2531

LAB:

ESID	CAS NO	COMPOUND	RESULT	QUAL.
SB2531	123-42-2	2-Pentanone, 4-hydroxy-4-met	48000	NJ
SB2531	1120-21-4	Undecane	13000	NJ
SB2531	112-40-3	Dodecane	12000	NJ
SB2531	629-50-5	Tridecane	18000	NJ
SB2531	629-59-4	Tetradecane	25000	NJ
SB2531	629-62-9	Pentadecane	32000	NJ
SB2531	544-76-3	Hexadecane	30000	NJ
SB2531	629-78-7	Heptadecane	37000	NJ
SB2531	1921-70-6	Pentadecane, 2,6,10,14-tetra	26000	NJ
SB2531	593-45-3	Octadecane	30000	NJ
SB2531	638-636-8	Hexadecane, 2,6,10,14-tetram	14000	NJ
SB2531	629-92-5	Nonadecane	29000	NJ
SB2531	112-95-8	Eicosane	25000	NJ
SB2531	629-94-7	Heneicosane	20000	NJ

TOTAL UNKNOWN TICS: 88700
TOTAL TICS 447700

SDG FILE: temp\1F40197 DATE: MATRIX:
ES: SB2532

LAB:

ESID	CAS NO	COMPOUND	RESULT	QUAL.
SB2532	123-42-2	2-Pentanone, 4-hydroxy-4-met	12000	NJ
SB2532	593-49-7	Heptadecane	89	NJ

TOTAL UNKNOWN TICS: 8200
TOTAL TICS 20289

SDG FILE: temp\1F41115 DATE: MATRIX:
ES: SB2533 LAB:

ESID	CAS NO	COMPOUND	RESULT	QUAL.
SB2533	123-42-	2-PENTANONE, 4-HYDROXY-4-MET	3100	BJ
SB2533	112-40-	DODECANE W/ DIMETHYLINDAN	1300	JX
SB2533	629-50-	TRIDECANE	1900	JX
SB2533	629-59-	TETRADECANE	1900	JX
SB2533	629-62-	PENTADECANE	2400	JX
SB2533	544-76-	HEXADECANE	2400	JX
SB2533	629-78-	HEPTADECANE	3200	JX
SB2533	1921-70-	PENTADECANE, 2,6,10,14-TETRA	1900	JX
SB2533	593-45-	OCTADECANE	2700	JX
SB2533	638-36-	HEXADECANE, 2,6,10,14-TETRAM	1100	JX
SB2533	629-92-	NONADECANE	2700	JX
SB2533	112-95-	EICOSANE	2300	JX
SB2533	629-94-	HENEICOSANE	1900	JX
SB2533	629-97-	DOCOSANE	1300	JX

TOTAL UNKNOWN TICS: 9000
TOTAL TICS 39100

SDG FILE: temp\1F41115 DATE: MATRIX:
ES: SB2541
LAB:

ESID	CAS NO	COMPOUND	RESULT	QUAL.
SB2541	123-42-	2-PENTANONE, 4-HYDROXY-4-MET	3600	BJ
SB2541	95-63-	BENZENE, 1,2,4-TRIMETHYL-	12000	JX
SB2541	124-18-	DECANE	10000	JX
SB2541	1120-21-	UNDECANE	11000	JX
SB2541	488-23-	BENZENE, 1,2,3,4-TETRAMETHYL	9200	JX
SB2541	112-40-	DODECANE W/ DIMETHYLINDAN	11000	JX
SB2541	90-12-	NAPHTHALENE, 1-METHYL-	11000	JX
SB2541	581-42-	NAPHTHALENE, 2,6-DIMETHYL-	12000	JX
SB2541	575-41-	NAPHTHALENE, 1,3-DIMETHYL-	15000	JX
SB2541	544-76-	HEXADECANE W/ TRIMETHYLNAPHT	11000	JX
SB2541	629-78-	HEPTADECANE	11000	JX
SB2541	1921-70-	PENTADECANE, 2,6,10,14-TETRA	45000	JX
SB2541	638-36-	HEXADECANE, 2,6,10,14-TETRAM	26000	JX

TOTAL UNKNOWN TICS: 115800
TOTAL TICS 303600

SDG FILE: temp\1F41115 DATE: MATRIX:
ES: SB2542
LAB:

ESID	CAS NO	COMPOUND	RESULT	QUAL.
SB2542	123-42-	2-PENTANONE, 4-HYDROXY-4-MET	9500	BJ
SB2542	90-12-	NAPHTHALENE, 1-METHYL-	830	JX
SB2542	581-42-	NAPHTHALENE, 2,6,-DIMETHYL-	1200	JX
SB2542	575-41-	NAPHTHALENE, 1,3-DIMETHYL-	1400	JX
SB2542	575-43-	NAPHTHALENE, 1,6-DIMETHYL-	840	JX
SB2542	629-78-	HEPTADECANE	830	JX
SB2542	1921-70-	PENTADECANE, 2,6,10,14-TETRA	5700	JX
SB2542	638-36-	HEXADECANE, 2,6,10,14-TETRAM	3100	JX
SB2542	629-99-	PENTACOSANE	770	JX

TOTAL UNKNOWN TICS: 22450
TOTAL TICS 46620

SDG FILE: temp\1F41115 DATE: MATRIX:
ES: SB2543
LAB:

ESID	CAS NO	COMPOUND	RESULT	QUAL.
SB2543	123-42-	2-PENTANONE, 4-HYDROXY-4-MET	8000	BJ
SB2543	1120-21-	UNDECANE	660	JX
SB2543	112-40-	DODECANE W/ DIMETHYLINDAN	680	JX
SB2543	90-12-	NAPHTHALENE, 1-METHYL-	620	JX
SB2543	629-59-	TETRADECANE	590	JX
SB2543	581-42-	NAPHTHALENE, 2,6-DIMETHYL-	760	JX
SB2543	575-41-	NAPHTHALENE, 1,3-DIMETHYL-	930	JX
SB2543	629-62-	PENTADECANE	750	JX
SB2543	544-76-	HEXADECANE	860	JX
SB2543	629-78-	HEPTADECANE	920	JX
SB2543	1921-70-	PENTADECANE, 2,6,10,14-TETRA	2500	JX
SB2543	593-45-	OCTADECANE	730	JX
SB2543	638-36-	HEXADECANE, 2,6,10,14-TETRAM	1400	JX
SB2543	629-92-	NONADECANE	710	JX

TOTAL UNKNOWN TICS: 6950
TOTAL TICS 27060

SDG FILE: temp\1F41115 DATE: MATRIX:
ES: SB2551
LAB:

ESID	CAS NO	COMPOUND	RESULT	QUAL.
SB2551	123-42-	2-PENTANONE, 4-HYDROXY-4-MET	3500	BJ
SB2551	112-40-	DODECANE W/ DIMETHYLINDAN	32000	JX
SB2551	629-50-	TRIDECANE	49000	JX
SB2551	629-59-	TETRADECANE	54000	JX
SB2551	629-62-	PENTADECANE	69000	JX
SB2551	544-76-	HEXADECANE	69000	JX
SB2551	629-78-	HEPTADECANE	82000	JX
SB2551	1921-70-	PENTADECANE, 2,6,10,14-TETRA	63000	JX
SB2551	593-45-	OCTADECANE	61000	JX
SB2551	638-36-	HEXADECANE, 2,6,10,14-TETRAM	38000	JX
SB2551	629-92-	NONADECANE	59000	JX
SB2551	112-95-	EICOSANE	52000	JX
SB2551	629-94-	HENEICOSANE	43000	JX
SB2551	629-97-	DOCOSANE	29000	JX

TOTAL UNKNOWN TICS: 216000
TOTAL TICS 919500

SDG FILE: temp\1F41115 DATE: MATRIX:
ES: SB2552
LAB:

ESID	CAS NO	COMPOUND	RESULT	QUAL.
SB2552	123-42-	2-PENTANONE, 4-HYDROXY-4-MET	5300	BJ
SB2552	620-14-	BENZENE, 1-ETHYL-3-METHYL-	1400	JX
SB2552	108-67-	BENZENE, 1,3,5-TRIMETHYL- W/	840	JX
SB2552	95-63-	BENZENE, 1,2,4-TRIMETHYL-	2400	JX
SB2552	526-73-	BENZENE, 1,2,3-TRIMETHYL-	730	JX
SB2552	1120-21-	UNDECANE	1400	JX
SB2552	112-40-	DODECANE W/ DIMETHYLINDAN	1700	JX
SB2552	629-50-	TRIDECANE	1800	JX
SB2552	629-59-	TETRADECANE	1400	JX
SB2552	629-62-	PENTADECANE	1400	JX
SB2552	544-76-	HEXADECANE	1300	JX
SB2552	629-78-	HEPTADECANE	1200	JX
SB2552	593-45-	OCTADECANE	890	JX
SB2552	629-92-	NONADECANE	920	JX
SB2552	112-95-	EICOSANE	840	JX
SB2552	629-94-	HENEICOSANE	740	JX

TOTAL UNKNOWN TICS: 6410
TOTAL TICS 30670

SDG FILE: temp\1F41115 DATE: MATRIX:
ES: SB2553
LAB:

ESID	CAS NO	COMPOUND	RESULT	QUAL.
SB2553	123-42-	2-PENTANONE, 4-HYDROXY-4-MET	3700	BJ
SB2553	620-14-	BENZENE, 1-ETHYL-3-METHYL-	19000	JX
SB2553	108-67-	BENZENE, 1,3,5-TRIMETHYL- W/	12000	JX
SB2553	95-63-	BENZENE, 1,2,4-TRIMETHYL-	35000	JX
SB2553	124-18-	DECANE	10000	JX
SB2553	526-73-	BENZENE, 1,2,3-TRIMETHYL-	10000	JX
SB2553	1120-21-	UNDECANE	17000	JX
SB2553	824-22-	1H-INDENE, 2,3-DIHYDRO-4-MET	9500	JX
SB2553	112-40-	DODECANE W/ DIMETHYLINDAN	20000	JX
SB2553	629-50-	TRIDECANE	20000	JX
SB2553	629-59-	TETRADECANE	18000	JX
SB2553	629-62-	PENTADECANE	19000	JX
SB2553	544-76-	HEXADECANE	19000	JX
SB2553	629-78-	HEPTADECANE	20000	JX
SB2553	1921-70-	PENTADECANE, 2,6,10,14-TETRA	11000	JX
SB2553	593-45-	OCTADECANE	15000	JX
SB2553	629-92-	NONDECANE	15000	JX
SB2553	112-95-	EICOSANE	13000	JX
SB2553	629-94-	HENEICOSANE	11000	JX

TOTAL UNKNOWN TICS: 20600
TOTAL TICS 317800

SDG FILE: temp\1F41115 DATE: MATRIX:
 ES: SB2561
 LAB:

ESID	CAS NO	COMPOUND	RESULT	QUAL.
SB2561	123-42-	2-PENTANONE, 4-HYDROXY-4-MET	2700	BJ
SB2561	832-71-	PHENANTHRENE, 3-METHYL- W/ H	240	JX
SB2561	2531-84-	PHENANTHRENE, 2-METHYL- W/ H	360	JX
SB2561	832-69-	PHENANTHRENE, 1-METHYL-	99	JX
SB2561	238-84-	11H-BENZO [A] FLUORENE	180	JX
SB2561	239-35-	BENZO [B] NAPHTHO [2, 1-D] THIOPH	100	JX
SB2561	630-03-	NONACOSANE	180	JX
SB2561	192-97-	BENZO [E] PYRENE	330	JX
SB2561	630-04-	HENTRIACONTANE	320	JX
SB2561	630-05-	TRITRIACONTANE	96	JX
TOTAL UNKNOWN TICS:			1667	
TOTAL TICS			6272	

SDG FILE: temp\1F41115 DATE: MATRIX:
 ES: SB2562
 LAB:

ESID	CAS NO	COMPOUND	RESULT	QUAL.
SB2562	123-42-	2-PENTANONE, 4-HYDROXY-4-MET	3100	BJ
SB2562	74381-40-	PROPANOIC ACID, 2-METHYL-, 1	130	JX
TOTAL UNKNOWN TICS:			840	
TOTAL TICS			4070	

SDG FILE: temp\1E40798 DATE: MATRIX:
 ES: MW253
 LAB:

ESID	CAS NO	COMPOUND	RESULT	QUAL.
MW253	78-78-	BUTANE, 2-METHYL-	56	JX
MW253	109-66-	PENTANE	36	JX
MW253	96-37-	CYCLOPENTANE, METHYL-	84	JX
MW253	79-29-	BUTANE, 2,3-DIMETHYL-	18	JX
MW253	107-83-	PENTANE, 2-METHYL-	39	JX
MW253	110-54-	HEXANE	18	JX
MW253	108-87-	CYCLOHEXANE, METHYL-	16	JX
MW253	589-34-	HEXANE, 3-METHYL-	20	JX
TOTAL UNKNOWN TICS:			62	
TOTAL TICS			349	

SDG FILE: temp\1F40798 DATE: MATRIX:
ES: MW253
LAB:

ESID	CAS NO	COMPOUND	RESULT	QUAL.
MW253	123-42-	2-PENTANONE, 4-HYDROXY-4-MET	12	BJ
MW253	611-14-	BENZENE, 1-ETHYL-2-METHYL-	8	JX
MW253	108-67-	BENZENE, 1,3,5-TRIMETHYL-	4	JX
MW253	1462-07-	CYCLOPENTENE, 1-(1-METHYLETH	7	JX
MW253	95-63-	BENZENE, 1,2,4-TRIMETHYL-	12	JX
MW253	496-11-	1H-INDENE, 2,3-DIHYDRO-	5	JX
MW253	95-93-	BENZENE, 1,2,4,5-TETRAMETHYL	3	JX
MW253	527-53-	BENZENE, 1,2,3,5-TETRAMETHYL	4	JX
MW253	824-22-	1H-INDENE, 2,3-DIHYDRO-4-MET	6	JX
MW253	544-63-	TETRADECANOIC ACID	2	JX
MW253	57-10-	HEXADECANOIC ACID	9	BJ
MW253	57-11-	OCTADECANOIC ACID	3	JX

TOTAL UNKNOWN TICS: 61
TOTAL TICS 136

SDG FILE: temp\1F40798 DATE: MATRIX:
ES: MW253RE
LAB:

ESID	CAS NO	COMPOUND	RESULT	QUAL.
MW253RE	123-42-	2-PENTANONE, 4-HYDROXY-4-MET	7	BJ
MW253RE	1462-07-	CYCLOPENTENE, 1-(1-METHYLETH	10	JX
MW253RE	57-10-	HEXADECANOIC ACID	7	JX
MW253RE	57-11-	OCTADECANOIC ACID	3	JX

TOTAL UNKNOWN TICS: 13
TOTAL TICS 40

SEAD-26
Expanded Site Inspection

Tentatively Identified Compounds

C

C

C

SEAD-26

TENATIVELY IDENTIFIED COMPOUNDS
SEAD - 26

SDG FILE: temp\1E40339 DATE: MATRIX:
ES: SS261
LAB:

ESID	CAS NO	COMPOUND	RESULT	QUAL.
SS261	79-20-9	Acetic acid, methyl ester	10	NJ
TOTAL UNKNOWN TICS:			127	
TOTAL TICS			137	

SDG FILE: temp\1E40339 DATE: MATRIX:
ES: SS261RE
LAB:

ESID	CAS NO	COMPOUND	RESULT	QUAL.
SS261RE	79-20-9	Acetic acid, methyl ester	13	NJ
TOTAL UNKNOWN TICS:			114	
TOTAL TICS			127	

SDG FILE: temp\1E40339 DATE: MATRIX:
ES: SS262
LAB:

ESID	CAS NO	COMPOUND	RESULT	QUAL.
TOTAL UNKNOWN TICS:			69	
TOTAL TICS			69	

SDG FILE: temp\1E40339 DATE: MATRIX:
ES: SS262RE
LAB:

ESID	CAS NO	COMPOUND	RESULT	QUAL.
SS262RE	75-18-3	Dimethyl sulfide	6	NJ
SS262RE	79-20-9	Acetic acid, methyl ester	7	NJ
TOTAL UNKNOWN TICS:			79	
TOTAL TICS			92	

SDG FILE: temp\1E40339 DATE: MATRIX:
ES: SS263
LAB:

ESID	CAS NO	COMPOUND	RESULT	QUAL.
TOTAL UNKNOWN TICS:			1047	
TOTAL TICS			1047	

SDG FILE: temp\1E40339 DATE: MATRIX:
 ES: SS269 LAB:
 ESID CAS NO COMPOUND RESULT QUAL.

TOTAL UNKNOWN TICS: 1161
 TOTAL TICS 1161

SDG FILE: temp\1E40339 DATE: MATRIX:
 ES: SS269DL LAB:
 ESID CAS NO COMPOUND RESULT QUAL.

TOTAL UNKNOWN TICS: 2880
 TOTAL TICS 2880

SDG FILE: temp\1F40339 DATE: MATRIX:
 ES: SS261 LAB:
 ESID CAS NO COMPOUND RESULT QUAL.

SS261	123-42-	2-PENTANONE, 4-HYDROXY-4-MET	19000	BJ
SS261	629-59-	TETRADECANE	23000	JX
SS261	629-62-	PENTADECANE	19000	JX
SS261	544-76-	HEXADECANE	22000	JX
SS261	629-78-	HEPTADECANE	23000	JX
SS261	1921-70-	PENTADECANE, 2,6,10,14-TETRA	90000	JX
SS261	593-45-	OCTADECANE	21000	JX
SS261	638-36-	HEXADECANE, 2,6,10,14-TETRAM	50000	JX
SS261	629-92-	NONADECANE	22000	JX
SS261	112-95-	EICOSANE	28000	JX
SS261	629-94-	HENEICOSANE	19000	JX

TOTAL UNKNOWN TICS: 289000
 TOTAL TICS 625000

SDG FILE: temp\1F40339 DATE: MATRIX:
 ES: SS262 LAB:
 ESID CAS NO COMPOUND RESULT QUAL.

SS262	123-42-	2-PENTANONE, 4-HYDROXY-4-MET	38000	BJ
SS262	629-50-	TRIDECANE	6000	JX
SS262	629-59-	TETRADECANE	8000	JX
SS262	629-62-	PENTADECANE	7400	JX
SS262	544-76-	HEXADECANE	10000	JX
SS262	629-78-	HEPTADECANE	12000	JX
SS262	1921-70-	PENTADECANE, 2,6,10,14-TETRA	53000	JX
SS262	593-45-	OCTADECANE	7700	JX
SS262	638-36-	HEXADECANE, 2,6,10,14-TETRAM	46000	JX
SS262	629-92-	NONADECANE	8900	JX
SS262	112-95-	EICOSANE	7800	JX
SS262	629-94-	HENEICOSANE	6400	JX

TOTAL UNKNOWN TICS: 73300
 TOTAL TICS 284500

SDG FILE: temp\1F40339 DATE: MATRIX:
ES: SS263
LAB:

ESID	CAS NO	COMPOUND	RESULT	QUAL.
SS263	123-42-	2-PENTANONE, 4-HYDROXY-4-MET	11000	BJ
SS263	112-40-	DODECANE	91000	JX
SS263	629-50-	TRIDECANE	10000	JX
SS263	629-59-	TETRADECANE	70000	JX
SS263	629-62-	PENTADECANE	60000	JX
SS263	544-76-	HEXADECANE	70000	JX
SS263	629-78-	HEPTADECANE	60000	JX
SS263	1921-70-	PENTADECANE, 2,6,10,14-TETRA	20000	JX
SS263	593-45-	OCTADECANE	30000	JX
SS263	638-36-	HEXADECANE, 2,6,10,14-TETRAM	20000	JX
SS263	629-92-	NONADECANE	10000	JX
SS263	112-95-	EICOSANE	78000	JX
SS263	629-94-	HENEICOSANE	50000	JX

TOTAL UNKNOWN TICS: 463000
TOTAL TICS 1043000

SDG FILE: temp\1F40339 DATE: MATRIX:
ES: SS264
LAB:

ESID	CAS NO	COMPOUND	RESULT	QUAL.
SS264	123-42-	2-PENTANONE, 4-HYDROXY-4-MET	7200	BJ
SS264	544-76-	HEXADECANE	280	JX
SS264	629-78-	HEPTADECANE	480	JX
SS264	1921-70-	PENTADECANE, 2,6,10,14-TETRA	260	JX
SS264	593-45-	OCTADECANE	430	JX
SS264	638-36-	HEXADECANE, 2,6,10,14-TETRAM	340	JX
SS264	629-92-	NONADECANE	460	JX
SS264	203-64-	4H-CYCLOPENTA [DEF] PHENANTHRE	380	JX
SS264	112-95-	EICOSANE	420	JX
SS264	629-94-	HENEICOSANE	380	JX
SS264	629-97-	DOCOSANE	320	JX
SS264	638-67-	TRICOSANE	310	JX
SS264	238-84-	11H-BENZO [A] FLUORENE	430	JX
SS264	629-99-	PENTACOSANE W/ BENZO [C] PHENA	280	JX
SS264	593-49-	HEPTACOSANE W/ C19H14 PAH	370	JX
SS264	630-03-	NONACOSANE	350	JX
SS264	192-97-	BENZO [E] PYRENE	800	JX
SS264	198-55-	PERYLENE	310	JX

TOTAL UNKNOWN TICS: 910
TOTAL TICS 14710

SDG FILE: temp\1F40339 DATE: MATRIX:
ES: SS265
LAB:

ESID	CAS NO	COMPOUND	RESULT	QUAL.
SS265	123-42-	2-PENTANONE, 4-HYDROXY-4-MET	7600	BJ
SS265	629-78-	HEPTADECANE	130	JX
SS265	629-99-	PENTACOSANE	90	JX
SS265	593-49-	HEPTACOSANE	270	JX
SS265	630-03-	NONACOSANE	620	JX
SS265	192-97-	BENZO [E] PYRENE	160	JX
SS265	630-04-	HENTRIACONTANE	80	JX

TOTAL UNKNOWN TICS: 3644
TOTAL TICS 12594

SDG FILE: temp\1F40339 DATE: MATRIX:
ES: SS266
LAB:

ESID	CAS NO	COMPOUND	RESULT	QUAL.
SS266	123-42-	2-PENTANONE, 4-HYDROXY-4-MET	12000	BJ
SS266	2531-84-	PHENANTHRENE, 2-METHYL-	730	JX
SS266	203-64-	4H-CYCLOPENTA [DEF] PHENANTHRE	1100	JX
SS266	243-42-	BENZO [B] NAPHTHO [2, 3-D] FURAN	680	JX
SS266	238-84-	11H-BENZO [A] FLUORENE	1700	JX
SS266	243-17-	11H-BENZO [B] FLUORENE	780	JX
SS266	239-35-	BENZO [B] NAPHTHO [2, 1-D] THIOPH	1000	JX
SS266	195-19-	BENZO [C] PHENANTHRENE	760	JX
SS266	27208-37-	CYCLOPENTA [CD] PYRENE W/ N-AR	790	JX
SS266	192-97-	BENZO [E] PYRENE	4200	JX
SS266	198-55-	PERYLENE	1200	JX

TOTAL UNKNOWN TICS: 9190
TOTAL TICS 34130

SDG FILE: temp\1F40339 DATE: MATRIX:
ES: SS267
LAB:

ESID	CAS NO	COMPOUND	RESULT	QUAL.
SS267	123-42-	2-PENTANONE, 4-HYDROXY-4-MET	5900	BJ
SS267	112-40-	DODECANE	220	JX
SS267	629-50-	TRIDECANE	330	JX
SS267	629-59-	TETRADECANE	500	JX
SS267	629-62-	PENTADECANE	540	JX
SS267	544-76-	HEXADECANE	650	JX
SS267	629-78-	HEPTADECANE	870	JX
SS267	1921-70-	PENTADECANE, 2,6,10,14-TETRA	590	JX
SS267	593-45-	OCTADECANE	880	JX
SS267	638-36-	HEXADECANE, 2,6,10,14-TETRAM	470	JX
SS267	629-92-	NONADECANE	820	JX
SS267	112-95-	EICOSANE	730	JX
SS267	629-94-	HENEICOSANE	560	JX
SS267	629-97-	DOCOSANE	480	JX
SS267	638-67-	TRICOSANE	330	JX
SS267	646-31-	TETRACOSANE	200	JX
SS267	629-99-	PENTACOSANE	170	JX
SS267	630-03-	NONACOSANE	190	JX

TOTAL UNKNOWN TICS: 1040
TOTAL TICS 15470

SDG FILE: temp\1F40339 DATE: MATRIX:
ES: SS268
LAB:

ESID	CAS NO	COMPOUND	RESULT	QUAL.
SS268	123-42-	2-PENTANONE, 4-HYDROXY-4-MET	4700	BJ
SS268	629-78-	HEPTADECANE	160	JX
SS268	314-40-	BROMACIL	220	JX
SS268	638-67-	TRICOSANE	89	JX
SS268	629-99-	PENTACOSANE W/ BENZO[C] PHENA	140	JX
SS268	593-49-	HEPTACOSANE W/ C19H14 PAH	190	JX
SS268	630-03-	NONACOSANE	350	JX
SS268	192-97-	BENZO[E] PYRENE	190	JX
SS268	630-04-	HENTRIACONTANE	130	JX

TOTAL UNKNOWN TICS: 280
TOTAL TICS 6449

SDG FILE: temp\1F40339 DATE: MATRIX:
ES: SS269
LAB:

ESID	CAS NO	COMPOUND	RESULT	QUAL.
SS269	123-42-	2-PENTANONE, 4-HYDROXY-4-MET	8700	BJ
SS269	112-40-	DODECANE	52000	JX
SS269	629-50-	TRIDECANE	73000	JX
SS269	629-59-	TETRADECANE	0	JX
SS269	629-62-	PENTADECANE	20000	JX
SS269	544-76-	HEXADECANE	10000	JX
SS269	629-78-	HEPTADECANE	40000	JX
SS269	1921-70-	PENTADECANE, 2,6,10,14-TETRA	10000	JX
SS269	593-45-	OCTADECANE	10000	JX
SS269	638-36-	HEXADECANE, 2,6,10,14-TETRAM	20000	JX
SS269	629-92-	NONADECANE	10000	JX
SS269	112-95-	EICOSANE	93000	JX
SS269	629-94-	HENEICOSANE	61000	JX

TOTAL UNKNOWN TICS: 381000
TOTAL TICS 788700

SDG FILE: temp\1E40878 DATE: MATRIX:
ES: SB2621
LAB:

ESID	CAS NO	COMPOUND	RESULT	QUAL.
SB2621	138-86-3	Limonene	11	NJ

TOTAL UNKNOWN TICS: 20
TOTAL TICS 31

SDG FILE: temp\1E40878 DATE: MATRIX:
ES: SB2644
LAB:

ESID	CAS NO	COMPOUND	RESULT	QUAL.
SB2644	556-67-2	Cyclotetrasiloxane, octameth	8	NJ

TOTAL UNKNOWN TICS: 0
TOTAL TICS 8

SDG FILE: temp\1F40654 DATE: MATRIX:
ES: SB2611
LAB:

ESID	CAS NO	COMPOUND	RESULT	QUAL.
SB2611	123-42-	2-PENTANONE, 4-HYDROXY-4-MET	9900	BJ

TOTAL UNKNOWN TICS: 0
TOTAL TICS 9900

SDG FILE: temp\1F40654 DATE: MATRIX:

ES: SB2612

LAB:

ESID	CAS NO	COMPOUND	RESULT	QUAL.
SB2612	123-42-	2-PENTANONE, 4-HYDROXY-4-MET	11000	BJ
SB2612	74381-40-	PROPANOIC ACID, 2-METHYL-, 1	84	JX

TOTAL UNKNOWN TICS: 0
TOTAL TICS 11084

SDG FILE: temp\1F40878 DATE: MATRIX:

ES: SB2621

LAB:

ESID	CAS NO	COMPOUND	RESULT	QUAL.
SB2621	123-42-	2-PENTANONE, 4-HYDROXY-4-MET	4800	BJ
SB2621	143-07-	DODECANOIC ACID	510	BJ
SB2621	74381-40-	PROPANOIC ACID, 2-METHYL-, 1	300	JX
SB2621	629-78-	HEPTADECANE	220	JX
SB2621	593-45-	OCTADECANE	200	JX
SB2621	629-92-	NONADECANE	210	JX
SB2621	112-95-	EICOSANE	220	JX
SB2621	593-49-	HEPTACOSANE	260	JX
SB2621	630-03-	NONACOSANE	630	JX
SB2621	630-04-	HENTRIACONTANE	400	JX

TOTAL UNKNOWN TICS: 6390
TOTAL TICS 14140

SDG FILE: temp\1F40878 DATE: MATRIX:

ES: SB2625

LAB:

ESID	CAS NO	COMPOUND	RESULT	QUAL.
SB2625	123-42-	2-PENTANONE, 4-HYDROXY-4-MET	7600	BJ
SB2625	629-59-	TETRADECANE	120	JX
SB2625	629-62-	PENTADECANE	130	JX
SB2625	143-07-	DODECANOIC ACID	220	BJ
SB2625	544-76-	HEXADECANE	140	JX
SB2625	74381-40-	PROPANOIC ACID, 2-METHYL-, 1	230	JX
SB2625	629-78-	HEPTADECANE	160	JX
SB2625	593-45-	OCTADECANE	150	JX
SB2625	629-92-	NONADECANE	140	JX
SB2625	112-95-	EICOSANE	110	JX
SB2625	629-99-	PENTACOSANE	120	JX
SB2625	593-49-	HEPTACOSANE	220	JX
SB2625	630-02-	OCTACOSANE	110	JX
SB2625	630-03-	NONACOSANE	630	JX
SB2625	630-04-	HENTRIACONTANE	290	JX

TOTAL UNKNOWN TICS: 4510
TOTAL TICS 14880

SDG FILE: temp\1F40878 DATE: MATRIX:
ES: SB2626
LAB:

ESID	CAS NO	COMPOUND	RESULT	QUAL.
SB2626	123-42-	2-PENTANONE, 4-HYDROXY-4-MET	5400	BJ
SB2626	143-07-	DODECANOIC ACID	400	BJ
SB2626	74381-40-	PROPANOIC ACID, 2-METHYL-, 1	210	JX
SB2626	593-49-	HEPTACOSANE	140	JX
SB2626	630-03-	NONACOSANE	450	JX
SB2626	630-04-	HENTRIACONTANE	420	JX
SB2626	630-05-	TRITRIACONTANE	120	JX

TOTAL UNKNOWN TICS: 627
TOTAL TICS 7767

SDG FILE: temp\1F40878 DATE: MATRIX:
ES: SB2627
LAB:

ESID	CAS NO	COMPOUND	RESULT	QUAL.
SB2627	123-42-	2-PENTANONE, 4-HYDROXY-4-MET	5200	BJ
SB2627	143-07-	DODECANOIC ACID	220	BJ
SB2627	74381-40-	PROPANOIC ACID, 2-METHYL-, 1	82	JX
SB2627	630-03-	NONACOSANE	180	JX

TOTAL UNKNOWN TICS: 730
TOTAL TICS 6412

SDG FILE: temp\1F40878 DATE: MATRIX:
ES: SB2631
LAB:

ESID	CAS NO	COMPOUND	RESULT	QUAL.
SB2631	123-42-	2-PENTANONE, 4-HYDROXY-4-MET	8000	BJ
SB2631	143-07-	DODECANOIC ACID	260	BJ
SB2631	74381-40-	PROPANOIC ACID, 2-METHYL-, 1	160	JX
SB2631	593-49-	HEPTACOSANE	140	JX
SB2631	630-03-	NONACOSANE	500	JX
SB2631	630-04-	HENTRIACONTANE	360	JX
SB2631	630-05-	TRITRIACONTANE	110	JX

TOTAL UNKNOWN TICS: 1080
TOTAL TICS 10610

SDG FILE: temp\1F40878 DATE: MATRIX:
ES: SB2634
LAB:

ESID	CAS NO	COMPOUND	RESULT	QUAL.
SB2634	123-42-	2-PENTANONE, 4-HYDROXY-4-MET	7000	BJ
SB2634	143-07-	DODECANOIC ACID	640	BJ
SB2634	74381-40-	PROPANOIC ACID, 2-METHYL-, 1	150	JX
SB2634	593-49-	HEPTACOSANE	200	JX
SB2634	630-03-	NONACOSANE	870	JX
SB2634	638-68-	TRIACONTANE	98	JX
SB2634	630-04-	HENTRIACONTANE	810	JX
SB2634	630-05-	TRITRIACONTANE	160	JX
TOTAL UNKNOWN TICS:			379	
TOTAL TICS			10307	

SDG FILE: temp\1F40878 DATE: MATRIX:
ES: SB2636
LAB:

ESID	CAS NO	COMPOUND	RESULT	QUAL.
SB2636	123-42-	2-PENTANONE, 4-HYDROXY-4-MET	5000	BJ
SB2636	74381-40-	PROPANOIC ACID, 2-METHYL-, 1	380	BJ
SB2636	630-03-	NONACOSANE	150	JX
SB2636	630-04-	HENTRIACONTANE	130	JX
TOTAL UNKNOWN TICS:			310	
TOTAL TICS			5970	

SDG FILE: temp\1F40878 DATE: MATRIX:
ES: SB2641
LAB:

ESID	CAS NO	COMPOUND	RESULT	QUAL.
SB2641	123-42-	2-PENTANONE, 4-HYDROXY-4-MET	6100	BJ
SB2641	143-07-	DODECANOIC ACID	300	BJ
SB2641	74381-40-	PROPANOIC ACID, 2-METHYL-, 1	110	JX
SB2641	57-10-	HEXADECANOIC ACID	160	JX
SB2641	593-49-	HEPTACOSANE	280	JX
SB2641	630-02-	OCTACOSANE	100	JX
SB2641	630-03-	NONACOSANE	1700	JX
SB2641	630-04-	HENTRIACONTANE	840	JX
SB2641	541-01-	HEPTASILOXANE, HEXADECAMETHY	170	JX
SB2641	630-05-	TRITRIACONTANE	180	JX
TOTAL UNKNOWN TICS:			3390	
TOTAL TICS			13330	

SDG FILE: temp\1F40878 DATE: MATRIX:
ES: SB2642
LAB:

ESID	CAS NO	COMPOUND	RESULT	QUAL.
SB2642	123-42-	2-PENTANONE, 4-HYDROXY-4-MET	4900	BJ
SB2642	143-07-	DODECANOIC ACID	120	BJ
SB2642	630-03-	NONACOSANE	220	JX
SB2642	630-04-	HENTRIACONTANE	160	JX

TOTAL UNKNOWN TICS: 1410
TOTAL TICS 6810

SDG FILE: temp\1F40878 DATE: MATRIX:
ES: SB2644
LAB:

ESID	CAS NO	COMPOUND	RESULT	QUAL.
SB2644	123-42-	2-PENTANONE, 4-HYDROXY-4-MET	3800	BJ
SB2644	143-07-	DODECANOIC ACID	270	BJ
SB2644	638-36-	HEXADECANE, 2,6,10,14-TETRAM	150	BJ
SB2644	112-95-	EICOSANE	120	JX
SB2644	593-49-	HEPTACOSANE	120	JX
SB2644	630-03-	NONACOSANE	510	JX
SB2644	638-68-	TRIACONTANE	85	JX
SB2644	630-04-	HENTRIACONTANE	650	JX
SB2644	630-05-	TRITRIACONTANE	120	JX

TOTAL UNKNOWN TICS: 3431
TOTAL TICS 9256

SDG FILE: temp\1E40654 DATE: MATRIX:
ES: TP2632
LAB:

ESID	CAS NO	COMPOUND	RESULT	QUAL.
------	--------	----------	--------	-------

TOTAL UNKNOWN TICS: 110
TOTAL TICS 110

SDG FILE: temp\1E40654 DATE: MATRIX:
ES: TP2641
LAB:

ESID	CAS NO	COMPOUND	RESULT	QUAL.
TP2641	992-94-	SILANE, METHYL-	68	JX

TOTAL UNKNOWN TICS: 0
TOTAL TICS 68

SDG FILE: temp\1E40654 DATE: MATRIX:
ES: TP2642
LAB:

ESID	CAS NO	COMPOUND	RESULT	QUAL.
TP2642	992-94-	SILANE, METHYL-	48	JX
TOTAL UNKNOWN TICS:			0	
TOTAL TICS			48	

SDG FILE: temp\1F40878 DATE: MATRIX:
ES: TP2611
LAB:

ESID	CAS NO	COMPOUND	RESULT	QUAL.
TP2611	123-42-	2-PENTANONE, 4-HYDROXY-4-MET	15000	BJ
TP2611	630-03-	NONACOSANE	2900	JX
TP2611	630-04-	HENTRIACONTANE	1500	JX
TOTAL UNKNOWN TICS:			14760	
TOTAL TICS			34160	

SDG FILE: temp\1F40878 DATE: MATRIX:
ES: TP2612
LAB:

ESID	CAS NO	COMPOUND	RESULT	QUAL.
TP2612	123-42-	2-PENTANONE, 4-HYDROXY-4-MET	3100	BJ
TP2612	74381-40-	PROPANOIC ACID, 2-METHYL-, 1	110	JX
TP2612	630-03-	NONACOSANE	130	JX
TP2612	630-04-	HENTRIACONTANE	95	JX
TOTAL UNKNOWN TICS:			453	
TOTAL TICS			3888	

SDG FILE: temp\1F40878 DATE: MATRIX:
ES: TP2621
LAB:

ESID	CAS NO	COMPOUND	RESULT	QUAL.
TP2621	123-42-	2-PENTANONE, 4-HYDROXY-4-MET	22000	BJ
TP2621	192-97-	BENZO [E] PYRENE	530	JX
TOTAL UNKNOWN TICS:			13600	
TOTAL TICS			36130	

SDG FILE: temp\1F40878 DATE: MATRIX:
ES: TP2622
LAB:

ESID	CAS NO	COMPOUND	RESULT	QUAL.
TP2622	123-42-	2-PENTANONE, 4-HYDROXY-4-MET	3700	BJ
TP2622	629-50-	TRIDECANE	230	JX
TP2622	629-62-	PENTADECANE	430	JX
TP2622	544-76-	HEXADECANE	440	JX
TP2622	629-78-	HEPTADECANE	420	JX
TP2622	1921-70-	PENTADECANE, 2,6,10,14-TETRA	330	JX
TP2622	593-45-	OCTADECANE	320	JX
TP2622	629-92-	NONADECANE	240	JX
TP2622	57-10-	HEXADECANOIC ACID	330	JX
TP2622	629-99-	PENTACOSANE	210	JX
TP2622	593-49-	HEPTACOSANE	510	JX
TP2622	630-02-	OCTACOSANE	230	JX
TP2622	630-03-	NONACOSANE	1700	JX
TP2622	506-52-	1-HEXACOSANOL	230	JX
TP2622	638-68-	TRIACONTANE	210	JX
TP2622	630-04-	HENTRIACONTANE	1900	JX
TP2622	630-05-	TRITRIACONTANE	320	JX

TOTAL UNKNOWN TICS: 770
TOTAL TICS 12520

SDG FILE: temp\1F40654 DATE: MATRIX:
ES: TP2631
LAB:

ESID	CAS NO	COMPOUND	RESULT	QUAL.
TP2631	123-42-	2-PENTANONE, 4-HYDROXY-4-MET	6100	BJ
TP2631	630-03-	NONACOSANE	340	JX
TP2631	630-04-	HENTRIACONTANE	370	JX

TOTAL UNKNOWN TICS: 120
TOTAL TICS 6930

SDG FILE: temp\1F40654 DATE: MATRIX:
ES: TP2632 LAB:

ESID	CAS NO	COMPOUND	RESULT	QUAL.
TP2632	123-42-	2-PENTANONE, 4-HYDROXY-4-MET	6300	BJ
TP2632	57-10-	HEXADECANOIC ACID	98	JX
TP2632	593-49-	HEPTACOSANE	110	JX
TP2632	506-51-	1-TETRACOSANOL	89	JX
TP2632	630-02-	OCTACOSANE	110	JX
TP2632	630-03-	NONACOSANE	580	JX
TP2632	506-52-	1-HEXACOSANOL	370	JX
TP2632	630-04-	HENTRIACONTANE	550	JX
TP2632	630-05-	TRITRIACONTANE	110	JX
TP2632	123-28-	PROPANOIC ACID, 3,3'-THIOBIS	81	JX

TOTAL UNKNOWN TICS: 469
TOTAL TICS 8867

SDG FILE: temp\1F40654 DATE: MATRIX:
ES: TP2641
LAB:

ESID	CAS NO	COMPOUND	RESULT	QUAL.
TP2641	123-42-	2-PENTANONE, 4-HYDROXY-4-MET	3900	BJ
TP2641	87-44-	CHRYOPHYLLENE	1000	JX
TP2641	112-53-	1-DODECANOL	190	JX
TP2641	57-10-	HEXADECANOIC ACID	890	JX
TP2641	593-49-	HEPTACOSANE	220	JX
TP2641	630-03-	NONACOSANE	950	JX
TP2641	506-52-	1-HEXACOSANOL	210	JX
TP2641	630-04-	HENTRIACONTANE	550	JX
TP2641	83-48-	STIGMASTEROL	270	JX

TOTAL UNKNOWN TICS: 10130
TOTAL TICS 18310

SDG FILE: temp\1F40654 DATE: MATRIX:
ES: TP2642
LAB:

ESID	CAS NO	COMPOUND	RESULT	QUAL.
TP2642	123-42-	2-PENTANONE, 4-HYDROXY-4-MET	5300	BJ
TP2642	87-44-	CARYOPHYLLENE	1200	JX
TP2642	57-10-	HEXADECANOIC ACID	670	JX
TP2642	593-49-	HEPTACOSANE	350	JX
TP2642	630-02-	OCTACOSANE	170	JX
TP2642	630-03-	NONACOSANE	1100	JX
TP2642	506-52-	1-HEXACOSANOL	230	JX
TP2642	630-04-	HENTRIACONTANE	490	JX
TP2642	83-48-	STIGMASTEROL	310	JX

TOTAL UNKNOWN TICS: 8610
TOTAL TICS 18430

SDG FILE: temp\1F40654 DATE: MATRIX:
ES: TP2651
LAB:

ESID	CAS NO	COMPOUND	RESULT	QUAL.
TP2651	123-42-	2-PENTANONE, 4-HYDROXY-4-MET	3300	BJ
TP2651	74381-40-	PROPANOIC ACID, 2-METHYL-, 1	83	JX
TP2651	57-10-	HEXADECANOIC ACID	130	JX
TP2651	593-49-	HEPTACOSANE	130	JX
TP2651	630-02-	OCTACOSANE	130	JX
TP2651	630-03-	NONACOSANE	450	JX
TP2651	506-52-	1-HEXACOSANOL	91	JX
TP2651	630-04-	HENTRIACONTANE	390	JX

TOTAL UNKNOWN TICS: 160
TOTAL TICS 4864

SDG FILE: temp\1F40654 DATE: MATRIX:
ES: TP2652
LAB:

ESID	CAS NO	COMPOUND	RESULT	QUAL.
TP2652	123-42-	2-PENTANONE, 4-HYDROXY-4-MET	3700	BJ
TP2652	57-10-	HEXADECANOIC ACID	110	JX
TP2652	629-99-	PENTACOSANE W/ 1-DOCOSANOL	98	JX
TP2652	506-51-	1-TETRACOSANOL	130	JX
TP2652	630-03-	NONACOSANE	290	JX
TP2652	506-52-	1-HEXACOSANOL	150	JX
TP2652	630-04-	HENTRIACONTANE	310	JX

TOTAL UNKNOWN TICS: 240
TOTAL TICS 5028

SDG FILE: temp\1F40878 DATE: MATRIX:
ES: TP2661
LAB:

ESID	CAS NO	COMPOUND	RESULT	QUAL.
TP2661	123-42-	2-PENTANONE, 4-HYDROXY-4-MET	3300	BJ
TP2661	143-07-	DODECANOIC ACID	130	BJ
TP2661	593-49-	HEPTACOSANE	210	JX
TP2661	630-02-	OCTACOSANE	120	JX
TP2661	630-03-	NONACOSANE	650	JX
TP2661	506-52-	1-HEXACOSANOL	81	JX
TP2661	192-97-	BENZO[E] PYRENE	140	JX
TP2661	638-68-	TRIACONTANE	74	JX
TP2661	630-04-	HENTRIACONTANE	380	JX
TP2661	630-05-	TRITRIACONTANE	93	JX

TOTAL UNKNOWN TICS: 1077
TOTAL TICS 6255

SDG FILE: temp\1F40878 DATE: MATRIX:
ES: TP2662
LAB:

ESID	CAS NO	COMPOUND	RESULT	QUAL.
TP2662	123-42-	2-PENTANONE, 4-HYDROXY-4-MET	4100	BJ
TP2662	143-07-	DODECANOIC ACID	120	BJ
TP2662	74381-40-	PROPANOIC ACID, 2-METHYL-, 1	140	JX
TP2662	638-36-	HEXADECANE, 2,6,10,14-TETRAM	100	BJ
TP2662	593-49-	HEPTACOSANE	160	JX
TP2662	630-02-	OCTACOSANE	110	JX
TP2662	630-03-	NONACOSANE	280	JX
TP2662	638-68-	TRIACONTANE	89	JX
TP2662	630-04-	HENTRIACONTANE	240	JX

TOTAL UNKNOWN TICS: 2824
TOTAL TICS 8163

SDG FILE: temp\1F40878 DATE: MATRIX:
ES: TP2671
LAB:

ESID	CAS NO	COMPOUND	RESULT	QUAL.
TP2671	123-42-	2-PENTANONE, 4-HYDROXY-4-MET	3200	BJ
TP2671	143-07-	DODECANOIC ACID	190	BJ
TP2671	203-64-	4H-CYCLOPENTA [DEF] PHENANTHRE	110	JX
TP2671	238-84-	11H-BENZO [A] FLUORENE	140	JX
TP2671	593-49-	HEPTACOSANE	170	JX
TP2671	630-02-	OCTACOSANE	98	JX
TP2671	630-03-	NONACOSANE	480	JX
TP2671	192-97-	BENZO [E] PYRENE	290	JX
TP2671	198-55-	PERYLENE	100	JX
TP2671	630-04-	HENTRIACONTANE	300	JX

TOTAL UNKNOWN TICS: 2073
TOTAL TICS 7151

SDG FILE: temp\1F40878 DATE: MATRIX:
ES: TP2672
LAB:

ESID	CAS NO	COMPOUND	RESULT	QUAL.
TP2672	123-42-	2-PENTANONE, 4-HYDROXY-4-MET	4500	BJ
TP2672	143-07-	DODECANOIC ACID	120	BJ
TP2672	630-03-	NONACOSANE	170	JX
TP2672	630-04-	HENTRIACONTANE	150	JX

TOTAL UNKNOWN TICS: 390
TOTAL TICS 5330

SDG FILE: temp\1F40878 DATE: MATRIX:
ES: TP2681
LAB:

ESID	CAS NO	COMPOUND	RESULT	QUAL.
TP2681	123-42-	2-PENTANONE, 4-HYDROXY-4-MET	19000	BJ
TP2681	2531-84-	PHENANTHRENE, 2-METHYL-	670	JX
TP2681	203-64-	4H-CYCLOPENTA [DEF] PHENANTHRE	2000	JX
TP2681	238-84-	11H-BENZO [A] FLUORENE	2000	JX
TP2681	243-17-	11H-BENZO [B] FLUORENE	1200	JX
TP2681	239-35-	BENZO [B] NAPHTHO [2, 1-D] THIOPH	1000	JX
TP2681	195-19-	BENZO [C] PHENANTHRENE	650	JX
TP2681	27208-37-	CYCLOPENTA [CD] PYRENE	870	JX
TP2681	192-97-	BENZO [E] PYRENE	3500	JX
TP2681	198-55-	PERYLENE	1400	JX

TOTAL UNKNOWN TICS: 9770
TOTAL TICS 42060

SDG FILE: temp\1F40878 DATE: MATRIX:
 ES: TP2682
 LAB:

ESID	CAS NO	COMPOUND	RESULT	QUAL.
TP2682	123-42-	2-PENTANONE, 4-HYDROXY-4-MET	6500	BJ
TP2682	74381-40-	PROPANOIC ACID, 2-METHYL-, 1	89	JX
TP2682	629-99-	PENTACOSANE	98	JX
TP2682	661-19-	1-DOCOSANOL	89	JX
TP2682	593-49-	HEPTACOSANE	330	JX
TP2682	506-51-	1-TETRACOSANOL	110	JX
TP2682	630-02-	OCTACOSANE	130	JX
TP2682	630-03-	NONACOSANE	1400	JX
TP2682	506-52-	1-HEXACOSANOL	190	JX
TP2682	192-97-	BENZO [E] PYRENE	93	JX
TP2682	638-68-	TRIACONTANE	150	JX
TP2682	630-04-	HENTRIACONTANE	1200	JX
TP2682	544-85-	DOTRIACONTANE	85	JX
TP2682	630-05-	TRITRIACONTANE	220	JX

TOTAL UNKNOWN TICS: 270
 TOTAL TICS 10954

SDG FILE: temp\1E40391 DATE: MATRIX:
 ES: SD261
 LAB:

ESID	CAS NO	COMPOUND	RESULT	QUAL.
SD261	75-18-	METHANE, THIOBIS-	26	JX

TOTAL UNKNOWN TICS: 18
 TOTAL TICS 44

SDG FILE: temp\1F40391 DATE: MATRIX:
 ES: SD261
 LAB:

ESID	CAS NO	COMPOUND	RESULT	QUAL.
SD261	123-42-2	2-Pentanone, 4-hydroxy-4-met	34000	NJ
SD261	1120-21-4	Undecane	8300	NJ
SD261	112-40-3	Dodecane	7800	NJ
SD261	629-50-5	Tridecane	7300	NJ
SD261	1921-70-6	Pentadecane, 2,6,10,14-tetra	62000	NJ
SD261	638-36-8	Hexadecane, 2,6,10,14-tetram	49000	NJ
SD261	629-92-5	Nonadecane	19000	NJ

TOTAL UNKNOWN TICS: 155100
 TOTAL TICS 342500


SDG FILE: temp\1F40477 DATE: MATRIX:
ES: SW261
LAB:

ESID	CAS NO	COMPOUND	RESULT	QUAL.
SW261	123-42-2	2-Pentanone, 4-hydroxy-4-met	14	NJ
SW261	85-44-9	Phthalic anhydride w/unknown	12	NJ
SW261	271-89-6	Benzofuran w/unknown	24	NJ
SW261	5463-50-3	1,3-Isobenzofurandione, 4,7-	19	NJ

TOTAL UNKNOWN TICS: 307
TOTAL TICS 376

**SEAD-25 and SEAD-26
Remedial Investigation**

Tentatively Identified Compounds



		Sample Number: LAB BLANK			
1F	ABH1SBLK4L	1			
1F	ABD1 13622-84-2	Benzenesulfonamide, N-butyl-	11.641	2	NJ
		Sample Number: LAB BLANK			
1F	ACH1SBLK4N	2			
1F	ACD1 1	Unknown aliphatic compound	8.717	110	J
1F	ACD1 2	Unknown	23.816	1000	J
		Sample Number: LAB BLANK			
1F	ADH1SBLKN4	6			
1F	ADD1 1	Unknown aliphatic compound	8.747	270	J
1F	ADD1 2143-07-7	Dodecanoic acid	9.505	200	NJ
1F	ADD1 3	Unknown aliphatic compound	18.4	88	J
1F	ADD1 4	Unknown aliphatic compound	19.919	110	J
1F	ADD1 5	Unknown aliphatic compound	21.419	79	J
1F	ADD1 6	Unknown	23.969	860	J
		Sample Number: LAB BLANK			
1F	AEH1SBLKN5	14			
1F	AED1 1	Unknown aliphatic compound	8.756	220	J
1F	AED1 2	Unknown alkane	14.719	120	J
1F	AED1 3	Unknown alkane	15.431	150	J
1F	AED1 4	Unknown alkane	16.113	130	J
1F	AED1 5	Unknown	16.735	180	J
1F	AED1 6	Unknown alkane	16.775	100	J
1F	AED1 7	Unknown alkane	17.407	70	J
1F	AED1 8	Unknown	17.979	82	J
1F	AED1 9	Unknown	18.404	270	J
1F	AED110	Unknown	19.918	240	J
1F	AED111	Unknown	20.997	72	J
1F	AED112	Unknown	21.423	180	J
1F	AED113	Unknown	23.401	100	J
1F	AED114	Unknown	23.946	530	J
		Sample Number: SS26-15			
1F	AFH1SS2615	20			
1F	AFD1 1	Unknown aliphatic compound	8.695	560	JB
1F	AFD1 2	Unknown aliphatic compound	12.828	790	J
1F	AFD1 357-10-3	Hexadecanoic acid	12.888	550	NJ
1F	AFD1 4	Unknown	16.689	480	J
1F	AFD1 5	Unknown PAH	17.101	370	J
1F	AFD1 7	Unknown alkane w/unknowns	17.969	510	JZ
1F	AFD1 8	Unknown	18.354	530	J
1F	AFD1 9	Unknown alkane	19.133	660	J
1F	AFD110	Unknown aliphatic compound	19.184	710	J
1F	AFD111192-97-2	Benzo[e]pyrene	19.367	750	NJ

1F	AFD112198-55-0	Perylene	19.59	470	NJ
1F	AFD113	Unknown	19.875	620	J
1F	AFD114	Unknown alkane	20.22	740	J
1F	AFD115	Unknown	21.37	750	J
1F	AFD116	Unknown PAH	21.553	460	J
1F	AFD117	Unknown w/PAH	21.808	420	JZ
1F	AFD11883-47-6	.gamma.-Sitosterol w/PAH	21.96	810	NJZ
1F	AFD1191058-61-3	Stigmast-4-en-3-one	23.008	450	NJ
1F	AFD120	Unknown	23.334	490	J
1F	AFD121	Unknown	23.872	1000	JB
			Total:	12120	
		Sample Number: SS26-16			
1F	AGH1SS2616		20		
1F	AGD1 1	Unknown terpene	8.435	280	J
1F	AGD1 2	Unknown aliphatic compound	8.702	230	J
1F	AGD1 3	Unknown aliphatic compound	10.602	410	J
1F	AGD1 4	Unknown aliphatic compound	12.817	1000	J
1F	AGD1 557-10-3	Hexadecanoic acid	12.877	780	NJ
1F	AGD1 6	Unknown aliphatic acid	14.234	240	J
1F	AGD1 7	Unknown aliphatic compound	14.264	220	J
1F	AGD1 8	Unknown	14.294	260	J
1F	AGD1 9	Unknown alkane	16.71	240	J
1F	AGD110	Unknown alkane w/PAH	17.957	300	JZ
1F	AGD111	Unknown aliphatic aldehyde	18.814	320	J
1F	AGD112	Unknown alkane	19.126	690	J
1F	AGD113	Unknown	19.177	730	J
1F	AGD114192-97-2	Benzo[e]pyrene	19.349	350	NJ
1F	AGD115	Unknown alkane	20.208	680	J
1F	AGD116	Unknown sterane derivative	21.331	350	J
1F	AGD11783-48-7	Stigmasterol	21.543	280	NJ
1F	AGD11883-47-6	.gamma.-Sitosterol w/PAH	21.948	640	NJZ
1F	AGD1191058-61-3	Stigmast-4-en-3-one	22.979	320	NJ
1F	AGD120	Unknown	23.847	970	JB
			Total:	9290	
		Sample Number: SS26-17			
1F	AHH1SS2617		20		
1F	AHD1 1	Unknown terpene	6.105	1000	J
1F	AHD1 2	Unknown terpene	8.431	180	J
1F	AHD1 3	Unknown aliphatic compound	10.602	300	J
1F	AHD1 4	Unknown naphthalene derivati	11.036	210	J
1F	AHD1 5	Unknown aliphatic compound	12.796	730	J
1F	AHD1 657-10-3	Hexadecanoic acid	12.856	620	NJ
1F	AHD1 7	Unknown alkane	17.95	160	J

1F	AHD1 8	Unknown	18.793	270	J
1F	AHD1 9	Unknown alkane	19.11	710	J
1F	AHD110	Unknown	19.16	520	J
1F	AHD111	Unknown	20.136	250	J
1F	AHD112	Unknown alkane	20.196	660	J
1F	AHD113	Unknown alkane	21.315	300	J
1F	AHD11483-48-7	Stigmasterol	21.525	240	NJ
1F	AHD11583-47-6	.gamma.-Sitosterol	21.916	360	NJ
1F	AHD116	Unknown	22.236	200	J
1F	AHD117	Unknown	22.636	240	J
1F	AHD118	Unknown	22.716	270	J
1F	AHD1191058-61-3	Stigmast-4-en-3-one	22.955	200	NJ
1F	AHD120	Unknown	23.813	770	JB
			Total:	8190	
		Sample Number: SS26-18			
1F	AIH1SS2618		20		
1F	AID1 1	Unknown aliphatic compound	8.718	410	JB
1F	AID1 2	Unknown aliphatic compound	10.628	220	J
1F	AID1 3	Unknown aliphatic compound	12.815	500	J
1F	AID1 457-10-3	Hexadecanoic acid	12.885	600	NJ
1F	AID1 5	Unknown hexadecenoic acid	14.286	540	J
1F	AID1 6	Unknown polycyclic hydrocarb	14.316	340	J
1F	AID1 7	Unknown alcohol	16.738	180	J
1F	AID1 8	Unknown alkane	17.985	400	J
1F	AID1 9	Unknown alkane	18.58	250	J
1F	AID110	Unknown	18.827	630	J
1F	AID111	Unknown alkane	19.155	920	J
1F	AID112	Unknown aliphatic alcohol	19.195	1500	J
1F	AID113	Unknown alkane	20.238	1500	J
1F	AID114	Unknown alkane	21.355	880	J
1F	AID11583-48-7	Stigmasterol	21.565	320	NJ
1F	AID11683-47-6	.gamma.-Sitosterol	21.965	660	NJ
1F	AID1171058-61-3	Stigmast-4-en-3-one	23.014	340	NJ
1F	AID118	Unknown	23.333	480	J
1F	AID119	Unknown	23.732	590	J
1F	AID120	Unknown	23.892	1200	J
			Total:	12460	
		Sample Number: SS26-19			
1F	AJH1SS2619		20		
1F	AJD1 1	Unknown aliphatic compound	8.704	180	JB
1F	AJD1 2	Unknown aliphatic compound	10.596	380	J
1F	AJD1 3	Unknown aliphatic compound	12.787	880	J
1F	AJD1 457-10-3	Hexadecanoic acid	12.856	710	NJ

1F	AJD1 5	Unknown	13.815	170	J
1F	AJD1 6	Unknown	14.28	230	J
1F	AJD1 7	Unknown aliphatic alcohol	16.708	170	J
1F	AJD1 8	Unknown alkane	17.95	320	J
1F	AJD1 9	Unknown alkane	18.537	210	J
1F	AJD110	Unknown aliphatic aldehyde	18.795	600	J
1F	AJD111	Unknown alkane	19.114	960	J
1F	AJD112	Unknown	19.164	980	J
1F	AJD113	Unknown alkane	20.202	1300	J
1F	AJD11459-02-9	Vitamin E	20.592	240	NJ
1F	AJD115	Unknown alkane	21.313	450	J
1F	AJD11683-47-6	.gamma.-Sitosterol	21.924	480	NJ
1F	AJD1171058-61-3	Stigmast-4-en-3-one	22.965	280	NJ
1F	AJD118	Unknown	23.285	310	J
1F	AJD119	Unknown	23.385	780	J
1F	AJD120	Unknown	23.825	1100	JB
			Total:	10730	
		Sample Number: SS26-20			
1F	AKH1SS2620	20			
1F	AKD1 1	Unknown aliphatic compound	8.696	200	JB
1F	AKD1 2	Unknown aliphatic compound	10.598	290	J
1F	AKD1 3	Unknown aliphatic compound	12.798	680	J
1F	AKD1 457-10-3	Hexadecanoic acid	12.858	560	NJ
1F	AKD1 5	Unknown hexadecenoic acid	14.28	270	J
1F	AKD1 6	Unknown alkane	17.952	400	J
1F	AKD1 7	Unknown alkane	18.537	240	J
1F	AKD1 8	Unknown aliphatic aldehyde	18.796	650	J
1F	AKD1 9	Unknown alkane	19.124	1100	J
1F	AKD110	Unknown	19.164	1400	J
1F	AKD111	Unknown aliphatic aldehyde	19.93	210	J
1F	AKD112	Unknown alkane	20.2	1100	J
1F	AKD11359-02-9	Vitamin E	20.589	190	NJ
1F	AKD114	Unknown alkane	21.318	480	J
1F	AKD11583-48-7	Stigmasterol	21.519	200	NJ
1F	AKD11683-47-6	.gamma.-Sitosterol	21.919	540	NJ
1F	AKD117	Unknown	22.64	190	J
1F	AKD1181058-61-3	Stigmast-4-en-3-one	22.97	350	NJ
1F	AKD119	Unknown	23.38	300	J
1F	AKD120	Unknown	23.829	1000	JB
			Total:	10350	
		Sample Number: SS26-21			
1F	ALH1SS2621	20			
1F	ALD1 1	Unknown aliphatic compound	8.706	180	JB

1F	ALD1 2	Unknown aliphatic compound	10.6	280	J
1F	ALD1 3	Unknown aliphatic compound	12.783	420	J
1F	ALD1 457-10-3	Hexadecanoic acid w/substitu	12.852	580	NJZ
1F	ALD1 5	Unknown aliphatic acid	14.248	230	J
1F	ALD1 6	Unknown	14.278	330	J
1F	ALD1 7	Unknown	15.33	160	J
1F	ALD1 8	Unknown alkane w/unknowns	17.956	190	JZ
1F	ALD1 9	Unknown aliphatic aldehyde	18.804	270	J
1F	ALD110	Unknown alkane	19.114	630	J
1F	ALD111	Unknown aliphatic alcohol	19.164	390	J
1F	ALD112192-97-2	Benzo[e]pyrene	19.334	210	NJ
1F	ALD113	Unknown alkane	20.196	450	J
1F	ALD114	Unknown sterane derivative	21.321	270	J
1F	ALD11583-48-7	Stigmasterol	21.532	250	NJ
1F	ALD11683-47-6	.gamma.-Sitosterol w/PAH	21.935	530	NJZ
1F	ALD117	Unknown	22.247	220	J
1F	ALD118	Unknown	22.719	210	J
1F	ALD1191058-61-3	Stigmast-4-en-3-one	22.971	270	NJ
1F	ALD120	Unknown	23.823	840	JB
			Total:	6910	
		Sample Number: SS26-22			
1F	AMH1SS2622		20		
1F	AMD1 1	Unknown aliphatic compound	8.689	470	JB
1F	AMD1 2	Unknown aliphatic compound	12.813	900	J
1F	AMD1 357-10-3	Hexadecanoic acid	12.883	830	NJ
1F	AMD1 4	Unknown octadecenoic acid	14.265	420	J
1F	AMD1 5	Unknown octadecenoic acid w/	14.295	410	JZ
1F	AMD1 6	Unknown aliphatic alcohol w/	15.333	300	JZ
1F	AMD1 7	Unknown alkane	19.14	1300	J
1F	AMD1 8	Unknown aliphatic alcohol	19.17	550	J
1F	AMD1 9192-97-2	Benzo[e]pyrene	19.341	670	NJ
1F	AMD110198-55-0	Perylene	19.563	390	NJ
1F	AMD111	Unknown alkane	20.218	720	J
1F	AMD11257-88-5	Cholesterol	20.683	540	NJ
1F	AMD113	Unknown sterane derivative	21.339	700	J
1F	AMD114	Unknown PAH	21.441	320	J
1F	AMD11583-48-7	Stigmasterol	21.542	550	NJ
1F	AMD11683-47-6	.gamma.-Sitosterol w/PAH	21.946	1500	NJZ
1F	AMD117	Unknown	22.027	330	J
1F	AMD118	Unknown	22.33	310	J
1F	AMD1191058-61-3	Stigmast-4-en-3-one	22.997	790	NJ
1F	AMD120	Unknown	23.855	800	JB
			Total:	12800	

		Sample Number: SS26-23			
1F	ANH1SS2623		20		
1F	AND1 1	Unknown aliphatic compound	8.716	330	JB
1F	AND1 2	Unknown aliphatic compound	10.636	140	J
1F	AND1 3	Unknown aliphatic compound	12.821	660	J
1F	AND1 457-10-3	Hexadecanoic acid	12.881	250	NJ
1F	AND1 5	Unknown	14.31	130	J
1F	AND1 6	Unknown alkane	18.575	110	J
1F	AND1 7	Unknown	18.824	130	J
1F	AND1 8	Unknown alkane	19.152	140	J
1F	AND1 9	Unknown aliphatic alcohol	19.192	260	J
1F	AND110	Unknown sterane derivative	21.359	290	J
1F	AND11183-48-7	Stigmasterol	21.559	160	NJ
1F	AND112	Unknown	21.829	130	J
1F	AND11383-47-6	.gamma.-Sitosterol	21.96	420	NJ
1F	AND114	Unknown	22.59	120	J
1F	AND115	Unknown sterane derivative	23.02	180	J
1F	AND116	Unknown	23.06	130	J
1F	AND117	Unknown	23.33	190	J
1F	AND118	Unknown	23.45	220	J
1F	AND119	Unknown	23.73	240	J
1F	AND120	Unknown	23.88	580	JB
			Total:	4810	
		Sample Number: SS26-23RE			
1F	AOH1SS2623RE		20		
1F	AOD1 1	Unknown aliphatic compound	8.689	400	JB
1F	AOD1 2	Unknown aliphatic compound	10.6	140	J
1F	AOD1 3	Unknown aliphatic compound	12.788	720	J
1F	AOD1 457-10-3	Hexadecanoic acid	12.847	280	NJ
1F	AOD1 5	Unknown aliphatic compound	14.279	140	J
1F	AOD1 6	Unknown	18.793	170	J
1F	AOD1 7	Unknown alkane	19.122	170	J
1F	AOD1 8	Unknown aliphatic alcohol	19.162	310	J
1F	AOD1 9	Unknown	19.862	140	J
1F	AOD110	Unknown sterane derivative	21.326	320	J
1F	AOD11183-48-7	Stigmasterol	21.527	180	NJ
1F	AOD112	Unknown	21.798	140	J
1F	AOD11383-47-6	.gamma.-Sitosterol	21.919	460	NJ
1F	AOD114	Unknown	22.541	140	J
1F	AOD1151058-61-3	Stigmast-4-en-3-one	22.973	200	NJ
1F	AOD116	Unknown	23.013	140	J
1F	AOD117	Unknown	23.284	250	J
1F	AOD118	Unknown	23.394	280	J

1F	AOD119	Unknown	23.685	300	J
1F	AOD120	Unknown	23.836	680	JB
			Total:	5560	
		Sample Number: SS26-25			
1F	APH1SS2625	20			
1F	APD1 1	Unknown terpene	8.433	390	J
1F	APD1 2	Unknown aliphatic compound	8.699	270	JB
1F	APD1 3	Unknown aliphatic compound	9.834	150	J
1F	APD1 4	Unknown	10.367	190	J
1F	APD1 5	Unknown aliphatic compound	10.605	310	J
1F	APD1 6	Unknown methylbenzothiazolam	10.911	150	J
1F	APD1 7	Unknown methylbenzothiazolam	11.266	140	J
1F	APD1 8	Unknown aliphatic compound	12.809	1300	J
1F	APD1 957-10-3	Hexadecanoic acid	12.869	680	NJ
1F	APD110	Unknown aliphatic acid	14.225	200	J
1F	APD111	Unknown hexadecenoic acid	14.295	750	J
1F	APD112	Unknown alkane	19.112	240	J
1F	APD113	Unknown sterane derivative	21.327	190	J
1F	APD11483-48-7	Stigmasterol	21.538	190	NJ
1F	APD115	Unknown	21.789	200	J
1F	APD116	Unknown	21.949	510	J
1F	APD117	Unknown	22.251	250	J
1F	APD118	Unknown	22.722	230	J
1F	APD119	Unknown	23.273	340	J
1F	APD120	Unknown	23.834	980	JB
			Total:	7660	
		Sample Number: SS26-26			
1F	AQH1SS2626	20			
1F	AQD1 1	Unknown terpene w/diemthylna	8.428	630	JZ
1F	AQD1 2132-65-0	Dibenzothiophene	11.452	630	NJ
1F	AQD1 3832-71-3	Phenanthrene, 3-methyl-	12.638	1100	NJ
1F	AQD1 42531-84-2	Phenanthrene, 2-methyl-	12.688	1300	NJ
1F	AQD1 5	Unknown hexadecenoic acid w/	12.777	640	JZ
1F	AQD1 6203-64-5	4H-Cyclopenta[def]phenanthre	12.857	2000	NJZ
1F	AQD1 7	Unknown methylphenanthrene	12.897	810	J
1F	AQD1 835465-71-5	2-Phenyl-naphthalene	13.226	800	NJ
1F	AQD1 984-65-1	9,10-Anthracenedione	13.276	1100	NJ
1F	AQD110	Unknown alkane w/unknown	13.915	630	JZ
1F	AQD111243-42-5	Benzo[b]naphtho[2,3-d]furan	14.704	640	NJ
1F	AQD112238-84-6	11H-Benzo[a]fluorene	15.144	1400	NJ
1F	AQD113243-17-4	11H-Benzo[b]fluorene	15.264	680	NJ
1F	AQD114	Unknown PAH	16.434	710	J
1F	AQD115	Unknown aromatic ketone	16.574	530	J

1F	AQD116	Unknown PAH	17.074	710	J
1F	AQD117	Unknown C20H12 PAH	19.038	530	J
1F	AQD118192-97-2	Benzo[e]pyrene	19.329	1600	NJ
1F	AQD119198-55-0	Perylene	19.55	720	NJ
1F	AQD120	Unknown	23.821	630	JB
			Total:	17790	
		Sample Number: SS26-28			
1F	ARH1SS2628		20		
1F	ARD1 1	Unknown alkane	6.976	4100	J
1F	ARD1 2	Unknown alkane	7.841	9500	J
1F	ARD1 3	Unknown alkane	8.031	6000	J
1F	ARD1 4	Unknown alkane	8.739	5200	J
1F	ARD1 5	Unknown alkane	8.899	9800	J
1F	ARD1 6	Unknown alkane	9.379	5200	J
1F	ARD1 7	Unknown alkane	9.779	7200	J
1F	ARD1 8	Unknown alkane	10.22	16000	J
1F	ARD1 9	Unknown alkane	10.661	9200	J
1F	ARD110	Unknown alkane	10.721	35000	J
1F	ARD111	Unknown alkane	11.053	4300	J
1F	ARD112	Unknown alkane	11.123	4300	J
1F	ARD113	Unknown alkane	11.524	10000	J
1F	ARD114	Unknown alkane	11.615	24000	J
1F	ARD115	Unknown alkane	12.298	7600	J
1F	ARD116	Unknown alkane	12.359	9400	J
1F	ARD117	Unknown alkane	13.154	7400	J
1F	ARD118	Unknown alkane	13.919	5800	J
1F	ARD119	Unknown alkane	14.665	5500	J
1F	ARD120	Unknown alkane	15.371	4200	J
			Total:	189700	
		Sample Number: SS26-30			
1F	ASH1SS2630		20		
1F	ASD1 1	Unknown terpene	8.46	590	J
1F	ASD1 22531-84-2	Phenanthrene, 2-methyl-	12.718	600	NJ
1F	ASD1 3	Unknown aliphatic compound	12.817	1800	J
1F	ASD1 4203-64-5	4H-Cyclopenta[def]phenanthrene	12.886	2100	NJ
1F	ASD1 5238-84-6	11H-Benzo[a]fluorene	15.173	1600	NJ
1F	ASD1 6243-17-4	11H-Benzo[b]fluorene	15.292	1000	NJ
1F	ASD1 7239-35-0	Benzo[b]naphtho[2,1-d]thioph	16.393	720	NJ
1F	ASD1 8	Unknown PAH	16.473	970	J
1F	ASD1 9	Unknown PAH	17.109	1400	J
1F	ASD110	Unknown PAH	17.378	630	J
1F	ASD112	Unknown C20H12 PAH	19.07	1000	J
1F	ASD113192-97-2	Benzo[e]pyrene	19.369	2900	NJ

1F	ASD114198-55-0	Perylene	19.589	1800	NJ
1F	ASD115	Unknown PAH	21.469	570	J
1F	ASD11683-48-7	Stigmasterol	21.569	1100	NJ
1F	ASD117191-24-2	Benzo[ghi]perylene	21.96	1600	NJ
1F	ASD118	Unknown	22.001	1300	J
1F	ASD119	Unknown polycyclic hydrocarb	22.772	930	J
1F	ASD120	Unknown	23.88	820	J
1F	ASD121	Unknown PAH	23.971	800	J
			Total:	24230	
		Sample Number: SS26-31			
1F	ATH1SS2631	20			
1F	ATD1 1	Unknown	6.376	300	J
1F	ATD1 2	Unknown	7.117	110	J
1F	ATD1 3	Unknown terpene	8.429	410	J
1F	ATD1 4	Unknown aliphatic compound	8.715	200	JB
1F	ATD1 5	Unknown aliphatic alcohol	8.834	98	J
1F	ATD1 6	Unknown	8.972	540	J
1F	ATD1 7	Unknown aliphatic compound	9.841	120	J
1F	ATD1 8	Unknown	10.374	160	J
1F	ATD1 9	Unknown aliphatic compound	10.612	110	J
1F	ATD110	Unknown	11.273	120	J
1F	ATD111	Unknown aliphatic compound	12.796	640	J
1F	ATD11257-10-3	Hexadecanoic acid	12.856	320	NJ
1F	ATD113	Unknown	14.281	160	J
1F	ATD114	Unknown alkane	19.114	120	J
1F	ATD115	Unknown sterane derivative	21.337	150	J
1F	ATD11683-48-7	Stigmasterol	21.539	150	NJ
1F	ATD11783-46-5	.beta.-Sitosterol	21.963	250	NJ
1F	ATD118	Unknown	22.255	100	J
1F	ATD119	Unknown	22.729	160	J
1F	ATD120	Unknown	23.836	880	JB
			Total:	5098	
		Sample Number: SS26-32			
1F	AUH1SS2632	20			
1F	AUD1 1	Unknown aliphatic compound	8.694	320	JB
1F	AUD1 2	Unknown	12.79	360	J
1F	AUD1 3203-64-5	4H-Cyclopenta[def]phenanthre	12.86	780	NJ
1F	AUD1 4238-84-6	11H-Benzo[a]fluorene	15.153	360	NJ
1F	AUD1 5243-17-4	11H-Benzo[b]fluorene	15.273	240	NJ
1F	AUD1 6	Unknown PAH	17.085	280	J
1F	AUD1 7	Unknown alkane w/PAH's	17.96	310	JZ
1F	AUD1 8	Unknown aliphatic aldehyde	18.807	320	J
1F	AUD1 9	Unknown alkane	19.131	410	J

1F	AUD110	Unknown aliphatic alcohol	19.171	420	J
1F	AUD111192-97-2	Benzo[e]pyrene	19.343	620	NJ
1F	AUD112198-55-0	Perylene	19.565	340	NJ
1F	AUD113	Unknown alkane	20.213	240	J
1F	AUD114	Unknown PAH	21.45	230	J
1F	AUD115	Unknown PAH w/unknown	21.531	430	JZ
1F	AUD116	Unknown PAH w/unknown	21.967	660	JZ
1F	AUD117	Unknown	22.261	260	J
1F	AUD1181058-61-3	Stigmast-4-en-3-one	22.991	290	NJ
1F	AUD119	Unknown	23.284	280	J
1F	AUD120	Unknown	23.841	320	JB
			Total:	7470	
		Sample Number: SS26-34			
1F	AVH1SS2634		20		
1F	AVD1 1	Unknown alkane	11.543	730	J
1F	AVD1 2	Unknown alkane	12.378	690	J
1F	AVD1 357-10-3	Hexadecanoic acid w/substitu	12.901	650	NJZ
1F	AVD1 4	Unknown substituted benzene	13.012	850	J
1F	AVD1 5	Unknown alkane	13.183	920	J
1F	AVD1 6	Unknown alkane	13.96	670	J
1F	AVD1 7	Unknown	14.424	960	J
1F	AVD1 8	Unknown	14.566	1800	J
1F	AVD1 9	Unknown	15.486	1700	J
1F	AVD110	Unknown	16.824	960	J
1F	AVD111	Unknown	17.068	690	J
1F	AVD112	Unknown	20.49	2300	J
1F	AVD113	Unknown	20.715	780	J
1F	AVD114	Unknown	20.806	1200	J
1F	AVD115	Unknown	20.98	2700	J
1F	AVD116	Unknown PAH	21.072	1500	J
1F	AVD117	Unknown	21.348	1000	J
1F	AVD118	Unknown	21.429	770	J
1F	AVD119	Unknown	21.613	1600	J
1F	AVD120	Unknown	21.888	1400	J
			Total:	23870	
		Sample Number: SS26-34R			
1F	AWH1SS2634R		1		
1F	AWD1 1	Unknown	22.082	2	J
		Sample Number: SS26-52			
1F	AXH1SS2652		20		
1F	AXD1 1	Unknown alkane	9.776	440	J
1F	AXD1 2	Unknown alkane	10.656	660	J
1F	AXD1 3	Unknown alkane	10.706	640	J

1F	AXD1 4	Unknown alkane	11.519	910	J
1F	AXD1 5	Unknown alkane	11.6	760	J
1F	AXD1 6	Unknown alkane	12.354	940	J
1F	AXD1 7	Unknown alkane	13.16	830	J
1F	AXD1 8	Unknown alkane	13.937	750	J
1F	AXD1 9	Unknown alkane	14.674	740	J
1F	AXD110	Unknown alkane	15.393	560	J
1F	AXD111	Unknown	15.454	1400	J
1F	AXD112	Unknown	16.315	430	J
1F	AXD113198-55-0	Perylene	19.47	470	NJ
1F	AXD114	Unknown polycyclic hydrocarb	20.431	580	J
1F	AXD115	Unknown	20.471	980	J
1F	AXD116	Unknown	20.789	410	J
1F	AXD117	Unknown	20.952	1200	J
1F	AXD118	Unknown	21.055	690	J
1F	AXD119	Unknown	21.587	740	J
1F	AXD120	Unknown	21.852	870	J
			Total:	15000	



Sample Number: MSB					
1F	AAH1MSB		0		
Sample Number: MW26-1					
1F	ABH1MW261		1		
1F	ABD1 1 123-42-	2-PENTANONE, 4-HYDROXY-4-MET	4.68	8	BJXNA
Sample Number: MW26-10					
1F	ACH1MW2610		21		
1F	ACD1 1 123-42-	2-PENTANONE, 4-HYDROXY-4-MET	4.08	28	BJXNA
1F	ACD1 2	UNKNOWN	4.52	3	JX
1F	ACD1 3 556-67-	CYCLOTETRASILOXANE, OCTAMETH	6.12	44	JXN
1F	ACD1 4 541-02-	CYCLOPENTASILOXANE, DECAMETH	8.08	7	BJXN
1F	ACD1 5 74381-40-	PROPANOIC ACID, 2-METHYL-, 1	12.9	11	JXN
1F	ACD1 6 57-10-	HEXADECANOIC ACID	15.88	8	JXN
1F	ACD1 7	UNKNOWN OCTADECENOIC ACID	17.22	3	JX
1F	ACD1 8 57-11-	OCTADECANOIC ACID W/UNKNOWN	17.35	4	JXNZ
1F	ACD1 9	UNKNOWN ALIPHATIC	18.4	4	JX
1F	ACD110	UNKNOWN POLYMETHYLSILOXANE	20.55	4	JX
1F	ACD111	UNKNOWN POLYMETHYLSILOXANE	21.28	7	JX
1F	ACD112	UNKNOWN POLYMETHYLSILOXANE	21.98	9	JX
1F	ACD113	UNKNOWN CHOLESTENE DERIVATIV	22.2	4	JX
1F	ACD114	UNKNOWN POLYMETHYLSILOXANE	22.67	9	JX
1F	ACD115	UNKNOWN POLYMETHYLSILOXANE	23.42	9	JX
1F	ACD116 57-88-	CHOLESTEROL	23.57	25	JXN
1F	ACD117	UNKNOWN POLYMETHYLSILOXANE	24.3	8	JX
1F	ACD118	UNKNOWN	24.83	3	JX
1F	ACD119	UNKNOWN POLYMETHYLSILOXANE	25.33	7	JX
1F	ACD120	UNKNOWN POLYMETHYLSILOXANE	26.6	5	JX
1F	ACD121	UNKNOWN POLYMETHYLSILOXANE	28.17	3	JX
			Total:	205	
Sample Number: MW26-11					
1F	ADH1MW2611		12		
1F	ADD1 1 123-42-	2-PENTANONE, 4-HYDROXY-4-MET	4.12	22	BJXNA
1F	ADD1 2 556-67-	CYCLOTETRASILOXANE, OCTAMETH	6.15	32	JXNZ
1F	ADD1 3 593-45-	OCTADECANE	14.58	3	JXN
1F	ADD1 4 638-36-	HEXADECANE, 2,6,10,14-TETRAM	14.67	2	JXN
1F	ADD1 5 629-92-	NONADECANE	15.38	4	JXN
1F	ADD1 6	UNKNOWN ALKANE	16.72	2	JX
1F	ADD1 7	UNKNOWN POLALKOXYPROPANOL	17.4	2	JX
1F	ADD1 8	UNKNOWN POLALKOXYPROPANOL	19.2	3	JX
1F	ADD1 9	UNKNOWN CHOLESTENE DERIVATIV	22.23	6	JX
1F	ADD110 57-88-	CHOLESTEROL	23.58	14	JXN
1F	ADD111	UNKNOWN POLYMETHYLSILOXANE	24.62	2	JX
1F	ADD112	UNKNOWN	24.87	4	JX

			Total:	96	
		Sample Number: MW26-4			
1F	AEH1MW264	2			
1F	AED1 1 123-42-	2-PENTANONE, 4-HYDROXY-4-MET	4.08	4	BJXNA
1F	AED1 2 556-67-	CYCLOTETRASILOXANE, OCTAMETH	6.15	9	BJXN
			Total:	13	
		Sample Number: MW26-7			
1F	AFH1MW267	20			
1F	AFD1 1 108-67-	BENZENE, 1,3,5-TRIMETHYL-	6.53	6	JXN
1F	AFD1 2 611-14-	BENZENE, 1-ETHYL-2-METHYL-	6.7	10	JXN
1F	AFD1 3 95-63-	BENZENE, 1,2,4-TRIMETHYL-	6.9	7	JXN
1F	AFD1 4 526-73-	BENZENE, 1,2,3-TRIMETHYL-	7.32	12	JXN
1F	AFD1 5	UNKNOWN DIETHYLBENZENE	7.65	6	JX
1F	AFD1 6	UNKNOWN c4-ALKYLBENZENE	8.53	11	JX
1F	AFD1 7	UNKNOWN ETHYLDIMETHYLBENZENE	8.58	19	JX
1F	AFD1 8	UNKNOWN C4/C5-SUBSTITUTED BE	8.85	10	JXZ
1F	AFD1 9	UNKNOWN C4-SUBSTITUTED BENZE	9	34	JXZ
1F	AFD110 119-64-	NAPHTHALENE, 1,2,3,4-TETRAHYD	9.17	15	JXN
1F	AFD111	UNKNOWN DIMETHYLINDAN W/UNKN	9.58	12	JXZ
1F	AFD112	UNKNOWN DIMETHYLINDAN	10.18	8	JX
1F	AFD113	UNKNOWN C11H14 NAPHTHALENE D	10.38	11	JX
1F	AFD114	UNKNOWN C11H14 NAPHTHALENE D	10.72	14	JX
1F	AFD115 90-12-	NAPHTHALENE, 1-METHYL-	10.97	64	JXN
1F	AFD116 581-42-	NAPHTHALENE, 2,6-DIMETHYL-	11.95	21	JXN
1F	AFD117 575-41-	NAPHTHALENE, 1,3-DIMETHYL-	12.13	40	JXN
1F	AFD118 581-40-	NAPHTHALENE, 2,3-DIMETHYL-	12.35	13	JXN
1F	AFD119 571-58-	NAPHTHALENE, 1,4-DIMETHYL-	12.38	11	JXN
1F	AFD120	UNKNOWN ALKANE W/UNKNOWN ARO	14.53	13	JXZ
			Total:	337	
		Sample Number: MW26-70			
1F	AGH1MW2670	20			
1F	AGD1 1 61-14-	BENZENE, 1-ETHYL-2-METHYL-	6.7	11	JXN
1F	AGD1 2 526-73-	BENZENE, 1,2,3-TRIMETHYL-	7.3	16	JXN
1F	AGD1 3 95-93-	BENZENE, 1,2,4,5-TETRAMETHYL	8.53	13	JXN
1F	AGD1 4 527-53-	BENZENE, 1,2,3,5-TETRAMETHYL	8.58	24	JXN
1F	AGD1 5	UNKNOWN C4/C5-SUBSTITUTED BE	8.85	11	JXZ
1F	AGD1 6	UNKNOWN C4-SUBSTITUTED BENZE	9	44	JXZ
1F	AGD1 7 119-64-	NAPHTHALENE, 1,2,3,4-TETRAHY	9.15	18	JXN
1F	AGD1 8	UNKNOWN DIMETHYLINDAN W/C5-A	9.57	13	JXZ
1F	AGD1 9	UNKNOWN DIMETHYLINDAN	10.18	9	JX
1F	AGD110	UNKNOWN C11H14 NAPHTHALENE DE	10.38	12	JX
1F	AGD111	UNKNOWN C11H14 NAPHTHALENE DE	10.72	13	JX
1F	AGD112 90-12-	NAPHTHALENE, 1-METHYL-	10.97	76	JXN


1F	AGD113 581-42-	NAPHTHALENE, 2,6,-DIMETHYL-	11.95	24	JXN
1F	AGD114 575-41-	NAPHTHALENE, 1,3-DIMETHYL-	12.13	43	JXN
1F	AGD115 581-40-	NAPHTHALENE, 2,3-DIMETHYL-	12.35	14	JXN
1F	AGD116 571-58-	NAPHTHALENE, 1,4-DIMETHYL-	12.38	12	JXN
1F	AGD117 571-61-	NAPHTHALENE, 1,5-DIMETHYL-	12.52	10	JXN
1F	AGD118	UNKNOWN TRIMETHYLNAPHTHALENE	13.23	9	JX
1F	AGD119	UNKNOWN TRIMETHYLNAPHTHALENE	13.4	10	JX
1F	AGD120	UNKNOWN AROMATIC	15.92	9	JX
			Total:	391	
		Sample Number: MW26-7R			
1F	AHH1MW267R			3	
1F	AHD1 1 123-42-	2-PENTANONE, 4-HYDROXY-4-MET	4.7	19	BJXNA
1F	AHD1 2	UNKNOWN ALIPHATIC AMIDE	22.12	12	JX
1F	AHD1 3	UNKNOWN POLYMETHYLSILOXANE	22.53	5	JX
			Total:	36	
		Sample Number: MW26-9			
1F	AIH1MW269			3	
1F	AID1 1 123-42-	2-PENTANONE, 4-HYDROXY-4-MET	4.67	9	BJXNA
1F	AID1 2 872-50-	2-PYRROLIDINONE, 1-METHYL-	7.55	3	JXN
1F	AID1 3	UNKNOWN BUTOXYETHYOXYETHANO	9.35	10	JX
			Total:	22	
		Sample Number: LAB BLANK			
1F	AJH1SBLKZ8			13	
1F	AJD1 1 123-42-	2-PENTANONE, 4-HYDROXY-4-MET	4.12	4	JXNA
1F	AJD1 2 556-67-	CYCLOTETRASILOXANE, OCTAMETH	6.18	25	JXN
1F	AJD1 3 541-02-	CYCLOPENTASILOXANE DECAMETHYL	8.15	15	JXN
1F	AJD1 4 540-97-	CYCLOHEXASILOXANE, DECAMETHY	10.12	5	JXN
1F	AJD1 5	UNKNOWN POLYMETHYLSILOXANE	20.65	4	JX
1F	AJD1 6	UNKNOWN POLYMETHYLSILOXANE	21.4	7	JX
1F	AJD1 7	UNKNOWN POLYMETHYLSILOXANE	22.08	10	JX
1F	AJD1 8	UNKNOWN POLYMETHYLSILOXANE	22.78	14	JX
1F	AJD1 9	UNKNOWN POLYMETHYLSILOXANE	23.55	14	JX
1F	AJD110	UNKNOWN POLYMETHYLSILOXANE	24.47	12	JX
1F	AJD111	UNKNOWN POLYMETHYLSILOXANE	25.55	10	JX
1F	AJD112	UNKNOWN POLYMETHYLSILOXANE	26.85	7	JX
1F	AJD113	UNKNOWN POLYMETHYLSILOXANE	28.47	5	JX
		Sample Number: LAB BLANK			
1F	AKH1SBLK6L			1	
1F	AKD1 1 123-42-	2-PENTANONE, 4-HYDROXY-4-MET	4.67	12	JXNA
		Sample Number: LAB BLANK			
1F	ALH1SBLK7L			17	
1F	ALD1 1 123-42-	2-PENTANONE, 4-HYDROXY-4-MET	3.9	45	JXNA
1F	ALD1 2 541-02-	CYCLOPENTASILOXANE, DECAMETH	7.9	10	JXN

1F	ALD1 3 540-97-	CYCLOHEXASILOXANE, DECAMETHY	9.85	3	JXN
1F	ALD1 4	UNKNOWN POLYALKOXYPROPANOL	17.12	4	JX
1F	ALD1 5	UNKNOWN POLYALKOXYPROPANOL	18.88	2	JX
1F	ALD1 6	UNKNOWN POLYALKOXYPROPANOL	18.93	3	JX
1F	ALD1 7	UNKNOWN POLYMETHYLSILOXANE	19.53	3	JX
1F	ALD1 8	UNKNOWN POLYMETHYLSILOXANE	20.32	6	JX
1F	ALD1 9	UNKNOWN POLYMETHYLSILOXANE	21.07	9	JX
1F	ALD110	UNKNOWN POLYMETHYLSILOXANE	21.75	11	JX
1F	ALD111	UNKNOWN POLYMETHYLSILOXANE	22.42	12	JX
1F	ALD112	UNKNOWN POLYMETHYLSILOXANE	23.12	12	JX
1F	ALD113	UNKNOWN DODECANOATE	23.32	2	JX
1F	ALD114	UNKNOWN POLYMETHYLSILOXANE	23.93	10	JX
1F	ALD115	UNKNOWN POLYMETHYLSILOXANE	24.9	8	JX
1F	ALD116	UNKNOWN POLYMETHYLSILOXANE	26.07	6	JX
1F	ALD117	UNKNOWN POLYMETHYLSILOXANE	27.48	4	JX

Sample Number: MSB					
1F	AAH1MSB		0		
Sample Number: SS26-45					
1F	ABH1SS2645		21		
1F	ABD1 1 123-42-	2-PENTANONE, 4-HYDROXY-4-ME	4.63	5400	BJXNA
1F	ABD1 2 112-53-	1-DODECANOL	12.28	280	BJXN
1F	ABD1 3	UNKNOWN HEXADECENOIC ACID	16.45	440	JX
1F	ABD1 4 57-10-	HEXADECANOIC ACID	16.5	650	JXN
1F	ABD1 5	UNKNOWN	20.1	390	JX
1F	ABD1 6 593-49-	HEPTACOSANE	21.3	370	JXN
1F	ABD1 7 506-51-	1-TETRACOSANOL W/UNKNOWN	21.35	190	JXNZ
1F	ABD1 8	UNKNOWN	21.67	400	JXB
1F	ABD1 9 630-02-	OCTACOSANE	21.85	190	JXN
1F	ABD110	UNKNOWN	22.12	580	JX
1F	ABD111 630-03-	NONACOSANE	22.4	1700	JXN
1F	ABD112 506-52-	1-HEXACOSANOL	22.48	1200	JXN
1F	ABD113	UNKNOWN	22.77	280	JX
1F	ABD114 638-68-	TRIACONTANE	22.97	240	JXN
1F	ABD115 192-97-	BENZO[E]PYRENE	23.08	260	JXN
1F	ABD116 630-04-	HENTRIACONTANE	23.62	2100	JXN
1F	ABD117 57-88-	CHOLESTEROL	24.6	470	JXN
1F	ABD118 630-05-	TRITRIACONTANE	25.15	570	JXN
1F	ABD119	UNKNOWN	25.23	420	JXB
1F	ABD120	UNKNOWN	28.2	250	JX
1F	ABD121	UNKNOWN	28.65	250	JX
			Total:	16630	
Sample Number: SS26-46					
1F	ACH1SS2646		21		
1F	ACD1 1 123-42-	2-PENTANONE, 4-HYDROXY-4-ME	4.65	3900	BJXNA
1F	ACD1 2 112-53-	1-DODECANOL	12.28	410	BJXN
1F	ACD1 3	UNKNOWN ALIPHATIC	14.1	440	JX
1F	ACD1 4	UNKNOWN HEXADECENOIC ACID	16.45	490	JX
1F	ACD1 5 57-10-	HEXADECANOIC ACID	16.52	710	JXN
1F	ACD1 6	UNKNOWN	20.12	400	JX
1F	ACD1 7 593-49-	HEPTACOSANE	21.3	640	JXN
1F	ACD1 8	UNKNOWN	21.68	490	JXB
1F	ACD1 9 630-02-	OCTACOSANE	21.87	340	JXN
1F	ACD110	UNKNOWN ALKANAL W/UNKNOW	22.13	630	JXZ
1F	ACD111 630-03-	NONACOSANE	22.4	2200	JXN
1F	ACD112 506-52-	1-HEXACOSANOL	22.48	1100	JXN
1F	ACD113 638-68-	TRIACONTANE	22.98	280	JXN
1F	ACD114	UNKNOWN W/BENZOPYRENE	23.22	780	JXZB
1F	ACD115 630-04-	HENTRIACONTANE	23.62	2100	JXN

1F	ACD116 57-88-	CHOLESTEROL	24.6	420	JXN
1F	ACD117 630-05-	TRITRIACONTANE	25.17	610	JXN
1F	ACD118	UNKNOWN	25.23	450	JXB
1F	ACD119	UNKNOWN SITOSTEROL	26.47	400	JX
1F	ACD120 1058-61-	STIGMAST-4-EN-3-ONE	28.13	450	JXN
1F	ACD121	UNKNOWN	28.2	310	JX
			Total:	17550	
		Sample Number: SS26-47			
1F	ADH1SS2647	21			
1F	ADD1 1 123-42-	2-PENTANONE, 4-HYDROXY-4-ME'	4.65	4300	BJXNA
1F	ADD1 2 112-53-	1-DODECANOL	12.27	290	BJXN
1F	ADD1 3	UNKNOWN ALIPHATIC	14.1	510	JX
1F	ADD1 4	UNKNOWN HEXADECENOIC ACID	16.43	140	JX
1F	ADD1 5 57-10-	HEXADECANOIC ACID	16.48	130	JXN
1F	ADD1 6	UNKNOWN	20.12	220	JX
1F	ADD1 7 593-49-	HEPTACOSANE	21.3	140	JXN
1F	ADD1 8	UNKNOWN	21.68	320	JXB
1F	ADD1 9	UNKNOWN	22.12	170	JX
1F	ADD110 630-03-	NONACOSANE	22.4	520	JXN
1F	ADD111 506-52-	1-HEXACOSANOL	22.48	150	JXN
1F	ADD112	UNKNOWN	22.78	140	JX
1F	ADD113	UNKNOWN	23.2	380	JXB
1F	ADD114	UNKNOWN	23.48	190	JX
1F	ADD115 630-04-	HENTRIACONTANE	23.6	290	JXN
1F	ADD116	UNKNOWN	25.22	270	JXB
1F	ADD117	UNKNOWN	25.82	170	JX
1F	ADD118	UNKNOWN	26.57	630	JX
1F	ADD119	UNKNOWN	26.97	230	JX
1F	ADD120	UNKNOWN	27.58	250	JX
1F	ADD121	UNKNOWN	28.07	140	JX
			Total:	9580	
		Sample Number: SS26-53			
1F	AEH1SS2653	21			
1F	AED1 1 123-42-	2-PENTANONE, 4-HYDROXY-4-ME'	4.77	3300	BJXNA
1F	AED1 2 112-53-	1-DODECANOL	12.3	350	BJXN
1F	AED1 3	UNKNOWN HEXADECENOIC ACID	16.48	530	JX
1F	AED1 4 57-10-	HEXADECANOIC ACID	16.53	460	JXN
1F	AED1 5 238-84-	11H-BENZO[A]FLUORENE	18.93	260	JXN
1F	AED1 6	UNKNOWN W/BENZONAPHTHOTH	20.15	430	JXZ
1F	AED1 7 195-19-	BENZO[C]PHENANTHRENE	20.83	210	JXN
1F	AED1 8 593-49-	HEPTACOSANE	21.35	370	JXN
1F	AED1 9	UNKNOWN	21.73	460	JXB
1F	AED110	UNKNOWN ALKANAL W/UNKNOW	22.18	350	JXZ

1F	AED111 630-03-	NONACOSANE	22.45	1300	JXN
1F	AED112	UNKNOWN	22.83	280	JX
1F	AED113 638-68-	TRIACONTANE	23.03	250	JXN
1F	AED114 192-97-	BENZO[E]PYRENE	23.13	600	JXN
1F	AED115	UNKNOWN	23.28	560	JXB
1F	AED116 630-04-	HENTRIACONTANE	23.68	1200	JXN
1F	AED117	UNKNOWN CHOLESTENE DERIVA	24.7	530	JX
1F	AED118 630-05-	TRITRIACONTANE	25.25	310	JXN
1F	AED119	UNKNOWN	25.32	400	JXB
1F	AED120	UNKNOWN ALCOHOL	26	280	JX
1F	AED121	UNKNOWN	28.33	250	JX
			Total:	12680	
		Sample Number: LAB BLANK			
1F	AFH1SBLKN5	5			
1F	AFD1 1 123-42-	2-PENTANONE, 4-HYDROXY-4-ME	4.7	5300	JXNA
1F	AFD1 2 112-53-	1-DODECANOL	12.3	150	JXN
1F	AFD1 3	UNKNOWN	21.72	110	JX
1F	AFD1 4	UNKNOWN	23.25	150	JX
1F	AFD1 5	UNKNOWN	25.28	93	JX




		Sample Number: LAB BLANK			
1F	AAH1SBLK4L	0			
		Sample Number: SW25-3			
1F	ABH1SW253	0			




		Sample Number: MSB			
1E	AAH1MSB	0			
		Sample Number: MW25-1			
1E	ABH1MW251	0			
		Sample Number: MW25-10			
1E	ACH1MW2510	0			
		Sample Number: MW25-11			
1E	ADH1MW2511	0			
		Sample Number: MW25-13			
1E	AEH1MW2513	0			
		Sample Number: MW25-15			
1E	AFH1MW2515	0			
		Sample Number: MW25-17			
1E	AGH1MW2517	0			
		Sample Number: MW25-18			
1E	AHH1MW2518	0			
		Sample Number: MW25-19			
1E	AIH1MW2519	0			
		Sample Number: MW25-2			
1E	AJH1MW252	10			
1E	AJD1 178-78-4	Butane, 2-methyl-	2.47	200	JN
1E	AJD1 2109-66-0	Pentane, w/unknown cycloalka	2.75	130	JNZ
1E	AJD1 3	Unknown cycloalkane	3.1	200	J
1E	AJD1 4	Unknown ethylmethylbenzene	11.3	420	J
1E	AJD1 5108-67-8	Benzene, 1,3,5-trimethyl-	11.4	220	JN
1E	AJD1 6611-14-3	Benzene, 1-ethyl-2-methyl	11.62	200	JN
1E	AJD1 795-63-6	Benzene, 1,2,4-trimethyl-	11.82	580	JN
1E	AJD1 8526-73-8	Benzene, 1,2,3-trimethyl-	12.3	290	JN
1E	AJD1 9	Unknown c3-substituted benze	12.5	280	J
1E	AJD110	Unknown c4-substituted benze	13.77	200	JZ
			Total:	2720	
		Sample Number: MW25-3			
1E	AKH1MW253	1			
1E	AKD1 195-63-6	Benzene, 1,2,4-trimethyl-	11.82	10	JN
		Sample Number: MW25-4D			
1E	ALH1MW254D	0			
		Sample Number: MW25-50			
1E	AMH1MW2550	0			
		Sample Number: MW25-5D			
1E	ANH1MW255D	0			
		Sample Number: MW25-6			
1E	AOH1MW256	0			

		Sample Number: MW25-7D			
1E	APH1MW257D	0			
		Sample Number: MW25-8			
1E	AQH1MW258	0			
		Sample Number: MW25-9			
1E	ARH1MW259	10			
1E	ARD1 1106-97-8	Butane	1.95	9	JN
1E	ARD1 278-78-4	Butane, 2-methyl-	2.45	27	JN
1E	ARD1 3109-66-0	Pentane w/unknown cycloalkan	2.75	12	JNZ
1E	ARD1 4	Unknown cycloalkane	3.1	8	J
1E	ARD1 5	Unknown cycloalkane w/unknov	3.87	9	JZ
1E	ARD1 696-37-3	Cyclopentane, methyl-	5.07	11	JN
1E	ARD1 7	Unknown ethylmethylbenzene	11.32	8	J
1E	ARD1 895-63-6	Benzene, 1,2,4-trimethyl-	11.82	20	JN
1E	ARD1 9526-73-6	Benzene, 1,2,3-trimethyl-	12.3	9	JN
1E	ARD110	Unknown c3-substituted benze	12.52	7	J
			Total:	120	
		Sample Number: TB111995			
1E	ASH1TB111995	0			
		Sample Number: TB112895			
1E	ATH1TB112895	0			
		Sample Number: TB112995			
1E	AUH1TB112995	0			
		Sample Number: LAB BLANK			
1E	AVH1VBLKA1	0			
		Sample Number: LAB BLANK			
1E	AWH1VBLKB1	0			
		Sample Number: LAB BLANK			
1E	AXH1VBLKB2	0			
		Sample Number: LAB BLANK			
1E	AYH1VBLKB3	0			
		Sample Number: LAB BLANK			
1E	AZH1VBLKB4	0			
		Sample Number: LAB BLANK			
1E	BAH1VBLKC2	0			
		Sample Number: LAB BLANK			
1E	BBH1VBLKC4	0			
		Sample Number: LAB BLANK			
1E	BCH1VBLKC7	0			
		Sample Number: MW25-12D			
1E	BDH1W2512D	0			
		Sample Number: MW25-12DMS			


1E	BEH1W2512DMS	0		
		Sample Number: MW25-12DMSD		
1E	BFH1W2512DMSD	0		
		Sample Number: MW25-14D		
1E	BGH1W2514D	0		
		Sample Number: MW25-16D		
1E	BHH1W2516D	0		
		Sample Number: MW25-5DR		
1E	BIH1W255DR	0		




53883 V		
	Sample Number: SENLAK	
1E AAH1	SENLAK	0
	Sample Number: LAB BLANK	
1E ABH1	ABH1TB	0
	Sample Number: LAB BLANK	
1E ACH1	ACH1VBLKM4	0



	Sample Number: SW25-3	
1E	AAH1SW253	0
	Sample Number: LAB BLANK	
1E	ABH1VBLKV4	0




	Sample Number: SW25-7	
1E	ABH1SW25-7	0
	Sample Number: SW25-8	
1E	ACH1SW25-8	0
	Sample Number: SW25-9	
1E	ADH1SW25-9	0
	Sample Number: SW25-1	
1E	AGH1SW251	0
	Sample Number: SW25-10	
1E	AHH1SW2510	0
	Sample Number: SW25-15	
1E	AIH1SW2515	0
	Sample Number: SW25-2	
1E	AJH1SW252	0
	Sample Number: SW25-4	
1E	AKH1SW254	0
	Sample Number: SW25-5	
1E	ALH1SW255	0
	Sample Number: SW25-6	
1E	AMH1SW256	0
	Sample Number: TB10695	
1E	ANH1TB10695	0
	Sample Number: TB10995	
1E	AOH1TB10995	0
	Sample Number: LAB BLANK	
1E	APH1VBLKQ1	0
	Sample Number: LAB BLANK	
1E	AQH1VBLKQ2	0



Sample Number: SB26-12-00					
1F	AAH1SB261200	21			
1F	AAD1 1 123-42-	2-PENTANONE, 4-HYDROXY-4-ME	4.58	9400	BJXNA
1F	AAD1 2 112-40-	DODECANE	9.3	2000	JXN
1F	AAD1 3	UNKNOWN ALKANE	10.13	2600	JX
1F	AAD1 4 629-50-	TRIDECANE	10.45	4300	JXN
1F	AAD1 5	UNKNOWN ALKANE	11.28	2800	JX
1F	AAD1 6 629-59-	TETRADECANE	11.52	5400	JXN
1F	AAD1 7	UNKNOWN SESQUITERPENE	12.05	3200	JX
1F	AAD1 8	UNKNOWN ALKANE	12.15	5200	JX
1F	AAD1 9	UNKNOWN	12.35	1600	JX
1F	AAD110	UNKNOWN SESQUITERPENE	12.43	5400	JX
1F	AAD111 629-62-	PENTADECANE	12.53	7300	JXN
1F	AAD112	UNKNOWN	13.4	2000	JX
1F	AAD113 544-76-	HEXADECANE	13.47	5700	JXN
1F	AAD114	UNKNOWN ALKANE	13.92	4800	JX
1F	AAD115 629-78-	HEPTADECANE	14.37	6700	JXN
1F	AAD116 1921-70-	PENTADECANE, 2,6,10,14-TETRA	14.42	11000	JXN
1F	AAD117	UNKNOWN DIMETHYLBIPHENYL	14.83	2300	JXZ
1F	AAD118 593-45-	OCTADECANE	15.22	4100	JXN
1F	AAD119 638-36-	HEXADECANE, 2,6,10,14-TETRAM	15.3	6600	JXN
1F	AAD120 629-92-	NONADECANE	16.03	4300	JXN
1F	AAD121 112-95-	EICOSANE	16.8	2200	JXN
			Total:	98900	
Sample Number: SB26-12-04					
1F	ABH1SB261204	21			
1F	ABD1 1 123-42-	2-PENTANONE, 4-HYDROXY-4-ME	4.6	5600	BJXNA
1F	ABD1 2	UNKNOWN ALKANE	9.47	2700	JX
1F	ABD1 3	UNKNOWN	9.7	1200	JX
1F	ABD1 4	UNKNOWN ALKYL CYCLOHEXANE	9.85	1200	JX
1F	ABD1 5	UNKNOWN ALKANE	10.13	3300	JX
1F	ABD1 6 90-12-	NAPHTHALENE, 1-METHYL- W/DI	10.87	3300	JXNZ
1F	ABD1 7	UNKNOWN ALKYL CYCLOHEXANE	11	1600	JX
1F	ABD1 8	UNKNOWN ALKANE	11.27	2900	JX
1F	ABD1 9 581-42-	NAPHTHALENE, 2,6-DIMETHYL-	11.85	3200	JXN
1F	ABD110 575-41-	NAPHTHALENE, 1,3-DIMETHYL-	12.02	3300	JXN
1F	ABD111 575-43-	NAPHTHALENE, 1,6-DIMETHYL- W	12.07	2100	JXNZ
1F	ABD112	UNKNOWN ALKANE	12.13	2800	JX
1F	ABD113	UNKNOWN C3-ALKYLNAPHTHALI	12.85	1500	JX
1F	ABD114	UNKNOWN C3-ALKYLNAPHTHALI	13.07	1600	JX
1F	ABD115	UNKNOWN C3-ALKYLNAPHTHALI	13.13	2200	JXZ
1F	ABD116	UNKNOWN C3-ALKYLNAPHTHALI	13.28	1200	JX
1F	ABD117	UNKNOWN C3-ALKYLNAPHTHALI	13.32	1500	JX

1F	ABD118	UNKNOWN ALKANE	13.9	3300	JX
1F	ABD119 1921-70-	PENTADECANE, 2,6,10,14-TETRA	14.4	5000	JXN
1F	ABD120	UNKNOWN	14.82	1200	JX
1F	ABD121 638-36-	HEXADECANE, 2,6,10,14-TETRAM	15.28	3000	JXN
			Total:	53700	
		Sample Number: SB26-12-08			
1F	ACH1SB261208	21			
1F	ACD1 1 123-42-	2-PENTANONE, 4-HYDROXY-4-ME	4.63	5200	BJXNA
1F	ACD1 2	UNKNOWN ALKANE	9.47	1100	JX
1F	ACD1 3	UNKNOWN	9.72	600	JX
1F	ACD1 4	UNKNOWN ALKANE	10.15	1100	JX
1F	ACD1 5	UNKNOWN ALKANE	10.65	530	JX
1F	ACD1 6	UNKNOWN ALKYL CYCLOHEXANE	11.02	560	JX
1F	ACD1 7	UNKNOWN ALKANE	11.28	1400	JX
1F	ACD1 8	UNKNOWN ALIPHATIC	11.55	640	JX
1F	ACD1 9	UNKNOWN	11.68	600	JX
1F	ACD110	UNKNOWN SESQUITERPENE	12.05	690	JX
1F	ACD111	UNKNOWN ALKANE	12.15	1800	JX
1F	ACD112	UNKNOWN SESQUITERPENE	12.43	840	JX
1F	ACD113	UNKNOWN C3-ALKYLNAPHTHALI	13.13	690	JXZ
1F	ACD114	UNKNOWN C3-ALKYLNAPHTHALI	13.3	650	JX
1F	ACD115	UNKNOWN	13.73	560	JX
1F	ACD116	UNKNOWN ALKANE	13.92	1400	JX
1F	ACD117 1921-70-	PENTADECANE, 2,6,10,14-TETRA	14.42	2800	JXN
1F	ACD118	UNKNOWN AROMATIC	14.62	580	JX
1F	ACD119	UNKNOWN	14.83	980	JX
1F	ACD120 638-36-	HEXADECANE, 2,6,10,14-TETRAM	15.3	2000	JXN
1F	ACD121	UNKNOWN DIMETHYLPHENANTH	17.57	520	JX
			Total:	25240	
		Sample Number: SD26-10			
1F	ADH1SD2610	20			
1F	ADD1 1 1120-21-	UNDECANE	8.1	110000	JXN
1F	ADD1 2 112-40-	DODECANE	9.32	250000	JXN
1F	ADD1 3	UNKNOWN ALKANE	10.15	150000	JX
1F	ADD1 4 629-50-	TRIDECANE	10.45	320000	JXN
1F	ADD1 5	UNKNOWN ALKANE	11.28	200000	JX
1F	ADD1 6 629-59-	TETRADECANE	11.53	390000	JXN
1F	ADD1 7 581-42-	NAPHTHALENE, 2,6-DIMETHYL-	11.87	160000	JXN
1F	ADD1 8 575-41-	NAPHTHALENE, 1,3-DIMETHYL-	12.03	190000	JXN
1F	ADD1 9 575-43-	NAPHTHALENE, 1,6-DIMETHYL- W	12.07	130000	JXNZ
1F	ADD110	UNKNOWN ALKANE	12.15	290000	JX
1F	ADD111 629-62-	PENTADECANE	12.53	480000	JXN
1F	ADD112	UNKNOWN C3-ALKYLNAPHTHALI	13.08	110000	JX

1F	ADD113	UNKNOWN C3-ALKYLNAPHTHALI	13.13	220000	JXZ
1F	ADD114 544-76-	HEXADECANE W/C3-ALKYLNAPH	13.47	340000	JXNZ
1F	ADD115	UNKNOWN ALKANE	13.92	290000	JX
1F	ADD116 629-78-	HEPTADECANE	14.37	270000	JXN
1F	ADD117 1921-70-	PENTADECANE, 2,6,10,14-TETRA	14.42	520000	JXN
1F	ADD118 593-45-	OCTADECANE	15.22	170000	JXN
1F	ADD119 638-36-	HEXADECANE, 2,6,10,14-TETRAM	15.3	330000	JXN
1F	ADD120 629-92-	NONADECANE	16.02	140000	JXN
			Total:	5060000	
		Sample Number: LAB BLANK			
1F	AEH1SBLKN2	3			
1F	AED1 1 123-42-	2-PENTANONE, 4-HYDROXY-4-ME	4.73	2100	JXNA
1F	AED1 2 112-53-	1-DODECANOL	12.32	160	JXN
1F	AED1 3	UNKNOWN	22.17	70	JX



Sample Number: SB26-11-00					
1F	AAH1261100		5		
1F	AAD1 1 123-42-	2-PENTANONE, 4-HYDROXY-4-ME	4.65	3400	BJXNA
1F	AAD1 2 112-53-	1-DODECANOL	12.3	130	BJXN
1F	AAD1 3	UNKNOWN ALIPHATIC	14.13	310	JX
1F	AAD1 4	UNKNOWN ALIPHATIC	14.32	90	JX
1F	AAD1 5	UNKNOWN	14.97	120	JX
			Total:	4050	
Sample Number: SB26-11-03					
1F	ABH1261103		2		
1F	ABD1 1 123-42-	2-PENTANONE, 4-HYDROXY-4-ME	4.62	2900	BJXNA
1F	ABD1 2 112-53-	1-DODECANOL	12.25	160	BJXN
			Total:	3060	
Sample Number: SB26-11-06					
1F	ACH1261106		1		
1F	ACD1 1 123-42-	2-PENTANONE, 4-HYDROXY-4-ME	4.62	2500	BJXNA
Sample Number: MSB					
1F	ADH1MSB		0		
Sample Number: SD26-11					
1F	AEH1SD2611		20		
1F	AED1 1 1120-21-	UNDECANE	8.07	83000	JXN
1F	AED1 2 112-40-	DODECANE	9.28	130000	JXN
1F	AED1 3	UNKNOWN ALKANE	10.12	84000	JX
1F	AED1 4 629-50-	TRIDECANE	10.42	180000	JXN
1F	AED1 5	UNKNOWN ALKANE	11.25	130000	JX
1F	AED1 6 629-59-	TETRADECANE	11.5	260000	JXN
1F	AED1 7 581-42-	NAPHTHALENE, 2,6-DIMETHYL-	11.83	100000	JXN
1F	AED1 8 575-41-	NAPHTHALENE, 1,3-DIMETHYL-	12	120000	JXN
1F	AED1 9 575-43-	NAPHTHALENE, 1,6-DIMETHYL- W	12.03	90000	JXNZ
1F	AED110	UNKNOWN ALKANE	12.12	170000	JX
1F	AED111 629-62-	PENTADECANE	12.5	330000	JXN
1F	AED112	UNKNOWN C3-ALKYLNAPHTHALI	13.05	72000	JX
1F	AED113	UNKNOWN C3-ALKYLNAPHTHALI	13.1	140000	JXZ
1F	AED114 544-76-	HEXADECANE W/UNKNOWN C3-A	13.43	250000	JXNZ
1F	AED115	UNKNOWN ALKANE	13.88	190000	JX
1F	AED116 629-78-	HEPTADECANE	14.33	200000	JXN
1F	AED117 1921-70-	PENTADECANE, 2,6,10,14-TETRA	14.38	350000	JXN
1F	AED118 593-45-	OCTADECANE	15.18	130000	JXN
1F	AED119 638-36-	HEXADECANE, 2,6,10,14-TETRAM	15.27	210000	JXN
1F	AED120 629-92-	NONADECANE	15.98	100000	JXN
			Total:	3319000	
Sample Number: SD26-12					
1F	AFH1SD2612		21		

1F	AFD1 1 123-42-	2-PENTANONE, 4-HYDROXY-4-ME	4.62	7100	BJXNA
1F	AFD1 2 112-53-	1-DODECANOL	12.27	190	BJXN
1F	AFD1 3	UNKNOWN HEXADECENOIC ACID	16.45	460	JX
1F	AFD1 4 57-10-	HEXADECANOIC ACID, W/PHENAN	16.5	520	JXNZ
1F	AFD1 5	UNKNOWN ALIPHATIC	17.83	170	JX
1F	AFD1 6 238-84-	11H-BENZO[A]FLUORENE	18.9	200	JXN
1F	AFD1 7 195-19-	BENZO[C]PHENANTHRENE W/1-DC	20.13	210	JXNZ
1F	AFD1 8	UNKNOWN C18H12 PAH	20.78	260	JX
1F	AFD1 9	UNKNOWN	22.12	260	JX
1F	AFD110 630-03-	NONACOSANE	22.4	520	JXN
1F	AFD111 506-52-	1-HEXACOSANOL	22.47	480	JXN
1F	AFD112 192-97-	BENZO[E]PYRENE	23.05	390	JXN
1F	AFD113 630-04-	HENTRIACONTANE	23.6	760	JXN
1F	AFD114	UNKNOWN	24.2	390	JX
1F	AFD115 630-05-	TRITRIACONTANE	25.15	190	JXN
1F	AFD116	UNKNOWN POLYTERPENE DERIVA	25.52	190	JX
1F	AFD117	UNKNOWN ALIPHATIC	25.88	170	JX
1F	AFD118	UNKNOWN SITOSTEROL W/BENZO	26.42	680	JXZ
1F	AFD119	UNKNOWN	26.68	230	JX
1F	AFD120	UNKNOWN POLYTERPENE DERIVA	26.82	300	JXZ
1F	AFD121 1058-61-	STIGMAST-4-EN-3-ONE	28.1	870	JXN
			Total:	14540	
		Sample Number: SD26-8			
1F	AGH1SD268	2			
1F	AGD1 1 123-42-	2-PENTANONE, 4-HYDROXY-4-ME	4.63	3600	BJXNA
1F	AGD1 2 112-53-	1-DODECANOL	12.27	160	BJXN
			Total:	3760	
		Sample Number: SS26-24			
1F	AHH1SS2624	13			
1F	AHD1 1 123-42-	2-PENTANONE, 4-HYDROXY-4-ME	4.63	3300	BJXNA
1F	AHD1 2	UNKNOWN SESQUITERPENE	11.97	340	JX
1F	AHD1 3 112-53-	1-DODECANOL W/UNKNOWN	12.27	140	BJXNZ
1F	AHD1 4	UNKNOWN SESQUITERPENE	12.6	480	JX
1F	AHD1 5	UNKNOWN ALIPHATIC	14.12	1400	JX
1F	AHD1 6	UNKNOWN HEXADECENOIC ACID	16.45	110	JXZ
1F	AHD1 7	UNKNOWN	22.13	94	JX
1F	AHD1 8 630-03-	NONACOSANE	22.4	72	JXN
1F	AHD1 9 192-97-	BENZO[E]PYRENE	23.05	100	JXN
1F	AHD110	UNKNOWN	26.6	220	JX
1F	AHD111	UNKNOWN	27	87	JX
1F	AHD112	UNKNOWN	27.62	120	JX
1F	AHD113	UNKNOWN	28.57	240	JX
			Total:	6703	

		Sample Number: SS26-27			
1F	AIH1SS2627		14		
1F	AID1 1 123-42-	2-PENTANONE, 4-HYDROXY-4-ME	4.67	4100	BJXNA
1F	AID1 2	UNKNOWN SESQUITERPENE	11.98	210	JX
1F	AID1 3 112-53-	1-DODECANOL	12.28	160	BJXN
1F	AID1 4 629-62-	PENTADECANE	12.48	75	JXN
1F	AID1 5	UNKNOWN SESQUITERPENE	12.62	100	JX
1F	AID1 6 544-76-	HEXADECANE	13.43	96	JXN
1F	AID1 7	UNKNOWN ALIPHATIC	14.12	420	JX
1F	AID1 8 629-78-	HEPTADECANE	14.33	93	JXN
1F	AID1 9 1921-70-	PENTADECANE, 2,6,10,14-TETRA	14.38	150	JXN
1F	AID110 593-45-	OCTADECANE	15.18	93	JXN
1F	AID111 638-36-	HEXADECANE, 2,6,10,14-TETRAM	15.27	160	JXN
1F	AID112 629-92-	NONADECANE	16	100	JXN
1F	AID113 112-95-	EICOSANE W/BROMOCOMPOUND	16.77	140	JXNZ
1F	AID114 629-94-	HENEICOSANE	17.5	89	JXN
			Total:	5986	
		Sample Number: SS26-29			
1F	AJH1SS2629		21		
1F	AJD1 1 123-42-	2-PENTANONE, 4-HYDROXY-4-ME	4.67	3200	BJXNA
1F	AJD1 2 629-62-	PENTADECANE	12.48	330	JXN
1F	AJD1 3 544-76-	HEXADECANE	13.43	420	JXN
1F	AJD1 4	UNKNOWN ALKANE	13.87	220	JX
1F	AJD1 5	UNKNOWN ALIPHATIC	14.12	370	JX
1F	AJD1 6 629-78-	HEPTADECANE	14.32	590	JXN
1F	AJD1 7 1921-70-	PENTADECANE, 2,6,10,14-TETRA	14.37	510	JXN
1F	AJD1 8 593-45-	OCTADECANE	15.18	640	JXN
1F	AJD1 9 638-36-	HEXADECANE, 2,6,10,14-TETRAM	15.27	430	JXN
1F	AJD110 629-92-	NONADECANE	15.98	770	JXN
1F	AJD111 112-95-	EICOSANE	16.75	580	JXN
1F	AJD112 629-94-	HENEICOSANE	17.5	450	JXN
1F	AJD113 629-97-	DOCOSANE	18.2	350	JXN
1F	AJD114 638-67-	TRICOSANE	18.87	240	JXN
1F	AJD115 238-84-	11H-BENZO[A]FLUORENE	18.92	250	JXN
1F	AJD116 629-99-	PENTACOSANE W/BENZO[C]PHEN	20.05	210	JXNZ
1F	AJD117	UNKNOWN	22.1	820	JX
1F	AJD118 630-03-	NONACOSANE W/UNKNOWN	22.42	270	JXNZ
1F	AJD119	UNKNOWN	22.83	220	JX
1F	AJD120 192-97-	BENZO[E]PYRENE	23.07	760	JXN
1F	AJD121 198-55-	PERYLENE	23.33	230	JXN
			Total:	11860	
		Sample Number: SS26-33			
1F	AKH1SS2633		14		

1F	AKD1 1 123-42-	2-PENTANONE, 4-HYDROXY-4-ME	4.63	3300	BJXNA
1F	AKD1 2 112-53-	1-DODECANOL	12.27	190	BJXN
1F	AKD1 3	UNKNOWN SESQUITERPENE	12.6	130	JX
1F	AKD1 4	UNKNOWN ALIPHATIC	14.1	270	JX
1F	AKD1 5	UNKNOWN HEXADECENOIC ACID	16.43	79	JXZ
1F	AKD1 6 57-10-	HEXADECANOIC ACID W/PHENAN	16.48	79	JXNZ
1F	AKD1 7	UNKNOWN	22.13	94	JX
1F	AKD1 8 630-03-	NONACOSANE	22.4	140	JXN
1F	AKD1 9 192-97-	BENZO[E]PYRENE	23.05	140	JXN
1F	AKD110 630-04-	HENTRIACONTANE	23.62	150	JXN
1F	AKD111	UNKNOWN	26.6	250	JX
1F	AKD112	UNKNOWN	27	110	JX
1F	AKD113	UNKNOWN	27.62	79	JX
1F	AKD114 1058-61-	STIGMAST-4-EN-3-ONE	28.08	100	JXN
			Total:	5111	
		Sample Number: SS26-35			
1F	ALH1SS2635		7		
1F	ALD1 1 123-42-	2-PENTANONE, 4-HYDROXY-4-ME	4.65	3400	BJXNA
1F	ALD1 2 112-53-	1-DODECANOL	12.3	120	BJXN
1F	ALD1 3	UNKNOWN	22.15	130	JX
1F	ALD1 4 630-03-	NONACOSANE	22.43	430	JXN
1F	ALD1 5 506-52-	1-HEXACOSANOL	22.5	110	JXN
1F	ALD1 6 630-04-	HENTRIACONTANE	23.65	910	JXN
1F	ALD1 7 630-05-	TRITRIACONTANE	25.18	160	JXN
			Total:	5260	
		Sample Number: SS26-36			
1F	AMH1SS2636		16		
1F	AMD1 1 123-42-	2-PENTANONE, 4-HYDROXY-4-ME	4.63	2700	BJXNA
1F	AMD1 2	UNKNOWN SESQUITERPENE	11.98	570	JX
1F	AMD1 3 112-53-	1-DODECANOL W/UNKNOWN	12.28	120	BJXNZ
1F	AMD1 4	UNKNOWN SESQUITERPENE	12.62	930	JX
1F	AMD1 5	UNKNOWN ALIPHATIC	14.13	4700	JX
1F	AMD1 6	UNKNOWN	14.65	150	JX
1F	AMD1 7	UNKNOWN HEXADECENOIC ACID	16.47	290	JX
1F	AMD1 8 57-10-	HEXADECANOIC ACID	16.52	120	JXN
1F	AMD1 9	UNKNOWN HEXADECANOATE	20.33	82	JX
1F	AMD110	UNKNOWN POLYTERPENE DERIV	25.53	74	JX
1F	AMD111	UNKNOWN SITOSTEROL	26.42	82	JX
1F	AMD112	UNKNOWN	26.6	230	JX
1F	AMD113	UNKNOWN	27	97	JX
1F	AMD114	UNKNOWN	27.62	200	JX
1F	AMD115 1058-61-	STIGMAST-4-EN-3-ONE	28.08	86	JXN
1F	AMD116	UNKNOWN	28.57	270	JX

			Total:	10701	
		Sample Number: SS26-37			
1F	ANH1SS2637	9			
1F	AND1 1 123-42-	2-PENTANONE, 4-HYDROXY-4-ME	4.6	3500	BJXNA
1F	AND1 2	UNKNOWN SESQUITERPENE	11.97	220	JX
1F	AND1 3 112-53-	1-DODECANOL W/UNKNOWN	12.27	97	BJXNZ
1F	AND1 4	UNKNOWN SESQUITERPENE	12.6	430	JX
1F	AND1 5	UNKNOWN ALIPHATIC	14.12	2200	JX
1F	AND1 6	UNKNOWN	14.63	72	JX
1F	AND1 7	UNKNOWN	26.58	140	JX
1F	AND1 8	UNKNOWN	27.6	79	JX
1F	AND1 9	UNKNOWN	28.53	72	JX
			Total:	6810	
		Sample Number: SS26-38			
1F	AOH1SS2638	13			
1F	AOD1 1 123-42-	2-PENTANONE, 4-HYDROXY-4-ME	4.6	3400	BJXNA
1F	AOD1 2	UNKNOWN SESQUITERPENE	11.93	290	JX
1F	AOD1 3 112-53-	1-DODECANOL W/UNKNOWN	12.23	140	BJXNZ
1F	AOD1 4	UNKNOWN SESQUITERPENE	12.57	410	JX
1F	AOD1 5	UNKNOWN ALIPHATIC	14.1	4700	JX
1F	AOD1 6	UNKNOWN	14.62	120	JX
1F	AOD1 7	UNKNOWN HEXADECENOIC ACID	16.42	180	JX
1F	AOD1 8 57-10-	HEXADECANOIC ACID	16.47	97	JXN
1F	AOD1 9	UNKNOWN OCTADECENOIC ACID	17.85	81	JX
1F	AOD110	UNKNOWN	26.55	350	JX
1F	AOD111	UNKNOWN	26.95	150	JX
1F	AOD112	UNKNOWN	27.58	130	JX
1F	AOD113	UNKNOWN	28.52	260	JX
			Total:	10308	
		Sample Number: SS26-39			
1F	APH1SS2639	21			
1F	APD1 1 123-42-	2-PENTANONE, 4-HYDROXY-4-ME	4.65	4900	BJXNA
1F	APD1 2	UNKNOWN SESQUITERPENE	11.98	220	JX
1F	APD1 3 112-53-	1-DODECANOL W/UNKNOWN	12.28	140	BJXNZ
1F	APD1 4	UNKNOWN SESQUITERPENE	12.62	390	JX
1F	APD1 5	UNKNOWN ALIPHATIC	14.13	4600	JX
1F	APD1 6	UNKNOWN	14.65	190	JX
1F	APD1 7	UNKNOWN	15.03	110	JX
1F	APD1 8	UNKNOWN HEXADECENOIC ACID	16.5	850	JX
1F	APD1 9 57-10-	HEXADECANOIC ACID	16.55	250	JXN
1F	APD110	UNKNOWN OCTADECENOIC ACID	17.9	180	JX
1F	APD111	UNKNOWN HEXADECANOATE	20.35	180	JX
1F	APD112 630-03-	NONACOSANE	22.42	84	JXN

1F	APD113 192-97-	BENZO[E]PYRENE	23.07	170	JXN
1F	APD114	UNKNOWN POLYTERPENE DERIV	25.53	130	JX
1F	APD115	UNKNOWN POLYTERPENE DERIV	25.82	130	JX
1F	APD116	UNKNOWN POLYTERPENE DERIV	26.27	84	JX
1F	APD117	UNKNOWN	26.62	570	JX
1F	APD118	UNKNOWN	27.02	350	JX
1F	APD119	UNKNOWN	27.62	160	JX
1F	APD120 1058-61-	STIGMAST-4-EN-3-ONE	28.08	130	JXN
1F	APD121	UNKNOWN	28.55	100	JX
			Total:	13918	
		Sample Number: SS26-40			
1F	AQH1SS2640		8		
1F	AQD1 1 123-42-	2-PENTANONE, 4-HYDROXY-4-ME	4.65	3100	BJXNA
1F	AQD1 2 112-53-	1-DODECANOL	12.28	100	BJXN
1F	AQD1 3	UNKNOWN ALIPHATIC	14.12	500	JX
1F	AQD1 4	UNKNOWN HEXADECENOIC ACID	16.47	340	JX
1F	AQD1 5 57-10-	HEXADECANOIC ACID	16.52	150	JXN
1F	AQD1 6	UNKNOWN	19.6	84	JX
1F	AQD1 7	UNKNOWN HEXADECANOATE	20.35	130	JX
1F	AQD1 8 630-03-	NONACOSANE	22.42	130	JXN
			Total:	4534	
		Sample Number: SS26-41			
1F	ARH1SS2641		17		
1F	ARD1 1 123-42-	2-PENTANONE, 4-HYDROXY-4-ME	4.63	2700	BJXNA
1F	ARD1 2 112-53-	1-DODECANOL	12.27	120	BJXN
1F	ARD1 3	UNKNOWN SESQUITERPENE	12.58	210	JX
1F	ARD1 4	UNKNOWN ALIPHATIC	14.1	780	JX
1F	ARD1 5	UNKNOWN HEXADECENOIC ACID	16.45	300	JX
1F	ARD1 6 57-10-	HEXADECANOIC ACID	16.5	170	JXN
1F	ARD1 7	UNKNOWN HEXADECANOATE	20.33	130	JX
1F	ARD1 8 593-49-	HEPTACOSANE	21.3	130	JXN
1F	ARD1 9	UNKNOWN ALIPHATIC ALDEHYDI	22.13	120	JXZ
1F	ARD110 630-03-	NONACOSANE	22.4	370	JXN
1F	ARD111 506-52-	1-HEXACOSANOL	22.47	130	JXN
1F	ARD112 630-04-	HENTRIACONTANE	23.62	170	JXN
1F	ARD113	UNKNOWN POLYTERPENE DERIV	25.5	83	JX
1F	ARD114	UNKNOWN ALIPHATIC	25.88	120	JX
1F	ARD115	UNKNOWN SITOSTEROL W/BENZC	26.4	200	JXZ
1F	ARD116	UNKNOWN	27.6	100	JX
1F	ARD117 1058-61-	STIGMAST-4-EN-3-ONE	28.08	180	JXN
			Total:	6013	
		Sample Number: SS26-42			
1F	ASH1SS2642		21		

1F	ASD1 1 123-42-	2-PENTANONE, 4-HYDROXY-4-ME	4.65	5200	BJXNA
1F	ASD1 2 112-53-	1-DODECANOL	12.28	180	BJXN
1F	ASD1 3	UNKNOWN ALIPHATIC	14.12	480	JX
1F	ASD1 4 544-63-	TETRADECANOIC ACID	14.9	250	JXN
1F	ASD1 5	UNKNOWN HEXADECENOIC ACID	16.48	560	JX
1F	ASD1 6 57-10-	HEXADECANOIC ACID	16.53	470	JXN
1F	ASD1 7 203-64-	4H-CYCLOPENTA[DEF]PHENANTH	16.68	220	JXNZ
1F	ASD1 8 238-84-	11H-BENZO[A]FLUORENE	18.92	260	JXN
1F	ASD1 9 243-17-	11H-BENZO[B]FLUORENE	19.03	180	JXN
1F	ASD110 195-19-	BENZO[C]PHENANTHRENE W/1-DC	20.17	180	JXNZ
1F	ASD111	UNKNOWN C18H12 PAH	20.82	220	JX
1F	ASD112 593-49-	HEPTACOSANE W/C19H14 PAH	21.33	240	JXNZ
1F	ASD113 630-03-	NONACOSANE	22.43	790	JXN
1F	ASD114 506-52-	1-HEXACOSANOL	22.5	240	JXN
1F	ASD115 192-97-	BENZO[E]PYRENE	23.08	460	JXN
1F	ASD116 198-55-	PERYLENE	23.33	240	JXN
1F	ASD117 630-04-	HENTRIACONTANE	23.63	650	JXN
1F	ASD118	UNKNOWN	26.62	260	JX
1F	ASD119	UNKNOWN	27.02	230	JX
1F	ASD120 1058-61-	STIGMAST-4-EN-3-ONE	28.12	220	JXN
1F	ASD121	UNKNOWN	28.67	190	JX
			Total:	11720	
		Sample Number: SS26-43			
1F	ATH1SS2643	17			
1F	ATD1 1 123-42-	2-PENTANONE, 4-HYDROXY-4-ME	4.65	3700	BJXNA
1F	ATD1 2 112-53-	1-DODECANOL	12.27	200	BJXN
1F	ATD1 3	UNKNOWN	14.05	110	JX
1F	ATD1 4	UNKNOWN HEXADECENOIC ACID	16.45	390	JX
1F	ATD1 5 57-10-	HEXADECANOIC ACID	16.52	220	JXN
1F	ATD1 6	UNKNOWN HEXADECANOATE	20.33	86	JX
1F	ATD1 7 593-49-	HEPTACOSANE	21.3	90	JXN
1F	ATD1 8	UNKNOWN	22.13	160	JX
1F	ATD1 9 630-03-	NONACOSANE	22.4	340	JXN
1F	ATD110 506-52-	1-HEXACOSANOL	22.48	300	JXN
1F	ATD111 630-04-	HENTRIACONTANE	23.62	430	JXN
1F	ATD112	UNKNOWN	24.2	82	JX
1F	ATD113 630-05-	TRITRIACONTANE	25.15	130	JXN
1F	ATD114	UNKNOWN	25.88	160	JX
1F	ATD115	UNKNOWN SITOSTEROL W/BENZO	26.4	170	JXZ
1F	ATD116	UNKNOWN	28.1	130	JX
1F	ATD117	UNKNOWN	28.62	130	JX
			Total:	6828	
		Sample Number: SS26-44			

1F	AUH1SS2644	11			
1F	AUD1 1 123-42-	2-PENTANONE, 4-HYDROXY-4-ME	4.65	4000	BJXNA
1F	AUD1 2 112-53-	1-DODECANOL	12.27	120	BJXN
1F	AUD1 3	UNKNOWN HEXADECENOIC ACID	16.45	140	JX
1F	AUD1 4 57-10-	HEXADECANOIC ACID W/PHENAN	16.5	170	JXNZ
1F	AUD1 5	UNKNOWN ALIPHATIC ALDEHYD	22.13	120	JXZ
1F	AUD1 6 630-03-	NONACOSANE	22.4	280	JNX
1F	AUD1 7 506-52-	1-HEXACOSANOL	22.47	160	JXN
1F	AUD1 8 192-97-	BENZO[E]PYRENE	23.03	100	JXN
1F	AUD1 9 630-04-	HENTRIACONTANE	23.62	360	JXN
1F	AUD110 630-05-	TRITRIACONTANE	25.15	100	JXN
1F	AUD111 1058-61-	STIGMAST-4-EN-3-ONE	28.07	88	JXN
			Total:	5638	
		Sample Number: LAB BLANK			
1F	AVH1SBLKN2	3			
1F	AVD1 1 123-42-	2-PENTANONE, 4-HYDROXY-4-ME	4.73	2100	JXNA
1F	AVD1 2 112-53-	1-DODECANOL	12.32	160	JXN
1F	AVD1 3	UNKNOWN	22.17	70	JX
		Sample Number: LAB BLANK			
1F	AWH1SBLK2N	2			
1F	AWD1 1 123-42-	2-PENTANONE, 4-HYDROXY-4-ME	4.62	2900	JXNA
1F	AWD1 2 112-53-	1-DODECANOL	12.28	90	JXN

Sample Number: SB25-12-00					
1F	AAH1251200		13		
1F	AAD1 1 123-42-	2-PENTANONE, 4-HYDROXY-4-MET	5.33	6500	BJXNA
1F	AAD1 2 112-53-	1-DODECANOL	12.98	430	BJXN
1F	AAD1 3 74381-40-	PROPANOIC ACID, 2-METHYL-, 1	14.27	340	BJXN
1F	AAD1 4	UNKNOWN HEXADECENOIC ACID	17.22	540	JX
1F	AAD1 5 57-10-	HEXADECANOIC ACID	17.27	620	JXN
1F	AAD1 6	UNKNOWN	23.05	870	JX
1F	AAD1 7 630-03-	NONACOSANE	23.37	810	JXN
1F	AAD1 8 506-52-	1-HEXACOSANOL	23.47	660	JXN
1F	AAD1 9 630-04-	HENTRIACONTANE	24.87	1300	JXN
1F	AAD110 630-05-	TRITRIACONTANE	26.82	600	JXN
1F	AAD111	UNKNOWN ALIPHATIC	31.3	550	JX
1F	AAD112	UNKNOWN POLYTERPENE DERIVAT	31.53	400	JX
1F	AAD113	UNKNOWN PROPANOATE	31.98	900	JX
			Total:	14520	
Sample Number: SB25-12-02					
1F	ABH1251202		5		
1F	ABD1 1 123-42-	2-PENTANONE, 4-HYDROXY-4-MET	5.32	7100	BJXNA
1F	ABD1 2 112-53-	1-DODECANOL	12.98	380	BJXN
1F	ABD1 3 74381-40-	PROPANOIC ACID, 2-METHYL-, 1	14.27	400	BJXN
1F	ABD1 4	UNKNOWN	23.07	370	JX
1F	ABD1 5	UNKNOWN PROPANOATE	31.98	700	JX
			Total:	8950	
Sample Number: SB25-12-03					
1F	ACH1251203		4		
1F	ACD1 1 123-42-	2-PENTANONE, 4-HYDROXY-4-MET	5.33	19000	BJXNA
1F	ACD1 2 112-53-	1-DODECANOL	12.98	570	BJXN
1F	ACD1 3 74381-40-	PROPANOIC ACID, 2-METHYL-, 1	14.27	320	BJXN
1F	ACD1 4	UNKNOWN	23.05	380	JX
			Total:	20270	
Sample Number: SB25-13-00					
1F	ADH1251300		21		
1F	ADD1 1 123-42-	2-PENTANONE, 4-HYDROXY-4-MET	5.33	3400	BJXNA
1F	ADD1 2 112-53-	1-DODECANOL	12.95	300	BJXN
1F	ADD1 3 74381-40-	PROPANOIC ACID, 2-METHYL-, 1	14.17	280	JXN
1F	ADD1 4	UNKNOWN HEXADECENOIC ACID	17.13	270	JX
1F	ADD1 5 57-10-	HEXADECANOIC ACID	17.18	530	JXN
1F	ADD1 6	UNKNOWN OCTADECENOIC ACID	18.55	380	JX
1F	ADD1 7 511-15-	2-PHENANTHRENOL, 4B,5,6,7,8,	20.13	230	JXN
1F	ADD1 8 629-99-	PENTACOSANE	20.83	130	BJXN
1F	ADD1 9 661-19-	1-DOCOSANOL	20.9	150	JXN
1F	ADD110 593-49-	HEPTACOSANE	22.02	200	BJXN

1F	ADD111 506-51-	1-TETRACOSANOL	22.1	190	JXN
1F	ADD112	UNKNOWN	22.88	530	JX
1F	ADD113	UNKNOWN TERPENOID	22.97	160	JX
1F	ADD114 630-03-	NONACOSANE	23.2	1700	BJXN
1F	ADD115 506-52-	1-HEXACOSANOL	23.33	420	JXN
1F	ADD116 638-68-	TRIACONTANE	23.87	170	JXN
1F	ADD117 630-04-	HENTRIACONTANE	24.63	2600	JXN
1F	ADD118	UNKNOWN ALIPHATIC	26.07	140	JX
1F	ADD119 630-05-	TRITRIACONTANE	26.5	740	JXN
1F	ADD120	UNKNOWN	28.2	260	JX
1F	ADD121	UNKNOWN	28.48	190	JX
			Total:	12970	
		Sample Number: SB25-13-02			
1F	AEH1251302	21			
1F	AED1 1 123-42-	2-PENTANONE, 4-HYDROXY-4-MET	5.28	2100	BJXNA
1F	AED1 2 112-53-	1-DODECANOL	12.95	220	BJXN
1F	AED1 3 74381-40-	PROPANOIC ACID, 2-METHYL-, 1	14.15	340	JXN
1F	AED1 4 629-94-	HENEICOSANE	18.13	260	JXN
1F	AED1 5 629-97-	DOCOSANE	18.85	1300	BJXN
1F	AED1 6 638-67-	TRICOSANE	19.53	1800	BJXN
1F	AED1 7 646-31-	TETRACOSANE	20.18	1900	BJXN
1F	AED1 8	UNKNOWN ALKANE	20.58	97	JX
1F	AED1 9 629-99-	PENTACOSANE	20.82	1800	BJXN
1F	AED110 630-01-	HEXACOSANE	21.42	1700	BJXN
1F	AED111	UNKNOWN ALKANE	21.78	130	JX
1F	AED112 593-49-	HEPTACOSANE	21.98	1300	BJXN
1F	AED113 630-02-	OCTACOSANE	22.57	920	BJXN
1F	AED114 630-03-	NONACOSANE	23.18	1200	BJXN
1F	AED115	UNKNOWN	23.35	510	JX
1F	AED116	UNKNOWN	23.58	140	JX
1F	AED117 638-68-	TRIACONTANE	23.85	820	JXN
1F	AED118 630-04-	HENTRIACONTANE	24.62	590	JXN
1F	AED119	UNKNOWN	25.32	94	JX
1F	AED120 544-85-	DOTRIACONTANE	25.47	280	JXN
1F	AED121 630-05-	TRITRIACONTANE	26.48	170	JXN
			Total:	17671	
		Sample Number: SB25-13-04			
1F	AFH1251304	7			
1F	AFD1 1 123-42-	2-PENTANONE, 4-HYDROXY-4-MET	5.37	2600	BJXNA
1F	AFD1 2 112-53-	1-DODECANOL W/UNKNOWN	12.97	140	BJXNZ
1F	AFD1 3 74381-40-	PROPANOIC ACID, 2-METHYL-, 1	14.17	210	JXN
1F	AFD1 4	UNKNOWN ALIPHATIC	20.82	120	JX
1F	AFD1 5	UNKNOWN ALIPHATIC	22.4	170	JX

1F	AFD1 6	UNKNOWN ALIPHATIC	24.15	210	JX
1F	AFD1 7	UNKNOWN	26.58	140	JX
			Total:	3590	
		Sample Number: SB25-14-00			
1F	AGH1251400	19			
1F	AGD1 1 123-42-	2-PENTANONE, 4-HYDROXY-4-MET	4.8	2600	BJXNA
1F	AGD1 2 112-53-	1-DODECANOL	12.32	260	BJXN
1F	AGD1 3	UNKNOWN HEXADECENOIC ACID	16.48	110	JX
1F	AGD1 4 57-10-	HEXADECANOIC ACID	16.53	170	JXN
1F	AGD1 5 112-53-	1-DOCOSANOL	20.2	130	BJXN
1F	AGD1 6 629-99-	PENTACOSANE	21.37	150	BJXN
1F	AGD1 7 506-51-	1-TETRACOSANOL	21.4	130	JXN
1F	AGD1 8	UNKNOWN ALKANAL	22.18	740	JX
1F	AGD1 9 630-03-	NONACOSANE	22.47	480	BJXN
1F	AGD110 506-52-	1-HEXACOSANOL	22.53	860	JXN
1F	AGD111	UNKNOWN ALKANAL	23.38	240	JX
1F	AGD112 630-04-	HENTRIACONTANE	23.7	920	JXN
1F	AGD113	UNKNOWN ALIPHATIC	23.8	190	JX
1F	AGD114	UNKNOWN ALKANAL	24.88	120	JX
1F	AGD115 630-05-	TRITRIACONTANE	25.25	340	JXN
1F	AGD116	UNKNOWN CHOLESTENE DERIVATIVE	25.62	150	JX
1F	AGD117	UNKNOWN SITOSTEROL	26.52	300	JX
1F	AGD118	UNKNOWN	26.8	88	JX
1F	AGD119	UNKNOWN	28.23	110	JX
			Total:	8088	
		Sample Number: SB25-14-01			
1F	AHH1251401	21			
1F	AHD1 1 123-42-	2-PENTANONE, 4-HYDROXY-4-MET	4.87	2100	BJXNA
1F	AHD1 2 112-53-	1-DODECANOL	12.32	290	BJXN
1F	AHD1 3	UNKNOWN NONYLPHENOL	14.67	160	JX
1F	AHD1 4	UNKNOWN NONYLPHENOL	14.73	120	JX
1F	AHD1 5	UNKNOWN HEXADECENOIC ACID	16.48	170	JX
1F	AHD1 6 57-10-	HEXADECANOIC ACID	16.53	150	JXN
1F	AHD1 7 629-94-	HENEICOSANE	17.53	200	JXN
1F	AHD1 8	UNKNOWN OCTADECENOIC ACID	17.88	110	JX
1F	AHD1 9 629-97-	DOCOSANE	18.25	380	BJXN
1F	AHD110 638-67-	TRICOSANE	18.92	470	BJXN
1F	AHD111 646-31-	TETRACOSANE	19.57	440	BJXN
1F	AHD112 629-99-	PENTACOSANE	20.2	450	BJXN
1F	AHD113 630-01-	HEXACOSANE	20.78	210	BJXN
1F	AHD114 593-49-	HEPTACOSANE	21.37	170	BJXN
1F	AHD115 506-51-	1-TETRACOSANOL	21.4	320	JXN
1F	AHD116	UNKNOWN ALIPHATIC	21.73	120	JX

1F	AHD117	630-02-	OCTACOSANE	21.92	120	BJXN
1F	AHD118		UNKNOWN ALIPHATIC	22.18	280	JX
1F	AHD119	630-03-	NONACOSANE	22.47	290	BJXN
1F	AHD120	506-52-	1-HEXACOSANOL	22.53	430	JXN
1F	AHD121	630-04-	HENTRIACONTANE	23.7	240	JXN
				Total:	7220	
			Sample Number: SB25-14-02			
1F	AIH1251402			3		
1F	AID1 1	123-42-	2-PENTANONE, 4-HYDROXY-4-MET	4.83	2200	BJXNA
1F	AID1 2	112-53-	1-DODECANOL	12.33	230	BJXN
1F	AID1 3	74381-40-	PROPANOIC ACID, 2-METHYL-, 1	13.57	100	JXN
				Total:	2530	
			Sample Number: MSB			
1F	AJH1MSB			0		
			Sample Number: SB25-11-00			
1F	AKH1SB251100			21		
1F	AKD1 1	123-42-	2-PENTANONE, 4-HYDROXY-4-MET	5.28	5300	BJXNA
1F	AKD1 2	112-53-	1-DODECANOL	12.93	270	BJXN
1F	AKD1 3	74381-40-	PROPANOIC ACID, 2-METHYL-, 1	14.22	230	BJXN
1F	AKD1 4		UNKNOWN HEXADECENOIC ACID	17.15	300	JX
1F	AKD1 5	57-10-	HEXADECANOIC ACID	17.22	380	JXN
1F	AKD1 6	661-19-	1-DOCOSANOL	20.92	160	JXN
1F	AKD1 7	593-49-	HEPTACOSANE	22.08	100	JXN
1F	AKD1 8	506-51-	1-TETRACOSANOL	22.13	270	JXN
1F	AKD1 9		UNKNOWN ALIPHATIC ALDEHYDE	22.98	720	JX
1F	AKD110	630-03-	NONACOSANE	23.3	650	JXN
1F	AKD111	506-52-	1-HEXACOSANOL	23.38	1500	JXN
1F	AKD112	630-04-	HENTRIACONTANE	24.77	1000	JXN
1F	AKD113		UNKNOWN ALCOHOL	24.9	360	JX
1F	AKD114		UNKNOWN	25.5	140	JX
1F	AKD115		UNKNOWN	25.98	110	JX
1F	AKD116	630-05-	TRITRIACONTANE	26.67	340	JXN
1F	AKD117		UNKNOWN	27.17	190	JX
1F	AKD118		UNKNOWN	27.53	150	JX
1F	AKD119		UNKNOWN	28.28	340	JX
1F	AKD120		UNKNOWN	30.42	220	JX
1F	AKD121		UNKNOWN PROPANOATE	31.65	750	JX
				Total:	13480	
			Sample Number: SB25-11-02			
1F	ALH1SB251102			11		
1F	ALD1 1	123-42-	2-PENTANONE, 4-HYDROXY-4-MET	5.28	4300	BJXNA
1F	ALD1 2	112-53-	1-DODECANOL	12.95	370	BJXN
1F	ALD1 3	74381-40-	PROPANOIC ACID, 2-METHYL-, 1	14.22	440	BJXN

Sample Number: SB25-12-00					
1F	AAH1251200		13		
1F	AAD1 1 123-42-	2-PENTANONE, 4-HYDROXY-4-ME	5.33	6500	BJXNA
1F	AAD1 2 112-53-	1-DODECANOL	12.98	430	BJXN
1F	AAD1 3 74381-40-	PROPANOIC ACID, 2-METHYL-, 1	14.27	340	BJXN
1F	AAD1 4	UNKNOWN HEXADECENOIC ACID	17.22	540	JX
1F	AAD1 5 57-10-	HEXADECANOIC ACID	17.27	620	JXN
1F	AAD1 6	UNKNOWN	23.05	870	JX
1F	AAD1 7 630-03-	NONACOSANE	23.37	810	JXN
1F	AAD1 8 506-52-	1-HEXACOSANOL	23.47	660	JXN
1F	AAD1 9 630-04-	HENTRIACONTANE	24.87	1300	JXN
1F	AAD110 630-05-	TRITRIACONTANE	26.82	600	JXN
1F	AAD111	UNKNOWN ALIPHATIC	31.3	550	JX
1F	AAD112	UNKNOWN POLYTERPENE DERIV,	31.53	400	JX
1F	AAD113	UNKNOWN PROPANOATE	31.98	900	JX
			Total:	14520	
Sample Number: SB25-12-02					
1F	ABH1251202		5		
1F	ABD1 1 123-42-	2-PENTANONE, 4-HYDROXY-4-ME	5.32	7100	BJXNA
1F	ABD1 2 112-53-	1-DODECANOL	12.98	380	BJXN
1F	ABD1 3 74381-40-	PROPANOIC ACID, 2-METHYL-, 1	14.27	400	BJXN
1F	ABD1 4	UNKNOWN	23.07	370	JX
1F	ABD1 5	UNKNOWN PROPANOATE	31.98	700	JX
			Total:	8950	
Sample Number: SB25-12-03					
1F	ACH1251203		4		
1F	ACD1 1 123-42-	2-PENTANONE, 4-HYDROXY-4-ME	5.33	19000	BJXNA
1F	ACD1 2 112-53-	1-DODECANOL	12.98	570	BJXN
1F	ACD1 3 74381-40-	PROPANOIC ACID, 2-METHYL-, 1	14.27	320	BJXN
1F	ACD1 4	UNKNOWN	23.05	380	JX
			Total:	20270	
Sample Number: SB25-13-00					
1F	ADH1251300		21		
1F	ADD1 1 123-42-	2-PENTANONE, 4-HYDROXY-4-ME	5.33	3400	BJXNA
1F	ADD1 2 112-53-	1-DODECANOL	12.95	300	BJXN
1F	ADD1 3 74381-40-	PROPNAOIC ACID, 2-METHYL-, 1	14.17	280	JXN
1F	ADD1 4	UNKNOWN HEXADECENOIC ACID	17.13	270	JX
1F	ADD1 5 57-10-	HEXADECANOIC ACID	17.18	530	JXN
1F	ADD1 6	UNKNOWN OCTADECENOIC ACID	18.55	380	JX
1F	ADD1 7 511-15-	2-PHENANTHRENOL, 4B,5,6,7,8,	20.13	230	JXN
1F	ADD1 8 629-99-	PENTACOSANE	20.83	130	BJXN
1F	ADD1 9 661-19-	1-DOCOSANOL	20.9	150	JXN
1F	ADD110 593-49-	HEPTACOSANE	22.02	200	BJXN

1F	ADD111 506-51-	1-TETRACOSANOL	22.1	190	JXN
1F	ADD112	UNKNOWN	22.88	530	JX
1F	ADD113	UNKNOWN TERPENOID	22.97	160	JX
1F	ADD114 630-03-	NONACOSANE	23.2	1700	BJXN
1F	ADD115 506-52-	1-HEXACOSANOL	23.33	420	JXN
1F	ADD116 638-68-	TRIACONTANE	23.87	170	JXN
1F	ADD117 630-04-	HENTRIACONTANE	24.63	2600	JXN
1F	ADD118	UNKNOWN ALIPHATIC	26.07	140	JX
1F	ADD119 630-05-	TRITRIACONTANE	26.5	740	JXN
1F	ADD120	UNKNOWN	28.2	260	JX
1F	ADD121	UNKNOWN	28.48	190	JX
			Total:	12970	
		Sample Number: SB25-13-02			
1F	AEH1251302	21			
1F	AED1 1 123-42-	2-PENTANONE, 4-HYDROXY-4-ME	5.28	2100	BJXNA
1F	AED1 2 112-53-	1-DODECANOL	12.95	220	BJXN
1F	AED1 3 74381-40-	PROPANOIC ACID, 2-METHYL-, 1	14.15	340	JXN
1F	AED1 4 629-94-	HENEICOSANE	18.13	260	JXN
1F	AED1 5 629-97-	DOCOSANE	18.85	1300	BJXN
1F	AED1 6 638-67-	TRICOSANE	19.53	1800	BJXN
1F	AED1 7 646-31-	TETRACOSANE	20.18	1900	BJXN
1F	AED1 8	UNKNOWN ALKANE	20.58	97	JX
1F	AED1 9 629-99-	PENTACOSANE	20.82	1800	BJXN
1F	AED110 630-01-	HEXACOSANE	21.42	1700	BJXN
1F	AED111	UNKNOWN ALKANE	21.78	130	JX
1F	AED112 593-49-	HEPTACOSANE	21.98	1300	BJXN
1F	AED113 630-02-	OCTACOSANE	22.57	920	BJXN
1F	AED114 630-03-	NONACOSANE	23.18	1200	BJXN
1F	AED115	UNKNOWN	23.35	510	JX
1F	AED116	UNKNOWN	23.58	140	JX
1F	AED117 638-68-	TRIACONTANE	23.85	820	JXN
1F	AED118 630-04-	HENTRIACONTANE	24.62	590	JXN
1F	AED119	UNKNOWN	25.32	94	JX
1F	AED120 544-85-	DOTRIACONTANE	25.47	280	JXN
1F	AED121 630-05-	TRITRIACONTANE	26.48	170	JXN
			Total:	17671	
		Sample Number: SB25-13-04			
1F	AFH1251304	7			
1F	AFD1 1 123-42-	2-PENTANONE, 4-HYDROXY-4-ME	5.37	2600	BJXNA
1F	AFD1 2 112-53-	1-DODECANOL W/UNKNOWN	12.97	140	BJXNZ
1F	AFD1 3 74381-40-	PROPANOIC ACID, 2-METHYL-, 1	14.17	210	JXN
1F	AFD1 4	UNKNOWN ALIPHATIC	20.82	120	JX
1F	AFD1 5	UNKNOWN ALIPHATIC	22.4	170	JX

1F	AFD1 6	UNKNOWN ALIPHATIC	24.15	210	JX
1F	AFD1 7	UNKNOWN	26.58	140	JX
			Total:	3590	
		Sample Number: SB25-14-00			
1F	AGH1251400	19			
1F	AGD1 1 123-42-	2-PENTANONE, 4-HYDROXY-4-ME	4.8	2600	BJXNA
1F	AGD1 2 112-53-	1-DODECANOL	12.32	260	BJXN
1F	AGD1 3	UNKNOWN HEXADECENOIC ACID	16.48	110	JX
1F	AGD1 4 57-10-	HEXADECANOIC ACID	16.53	170	JXN
1F	AGD1 5 112-53-	1-DOCOSANOL	20.2	130	BJXN
1F	AGD1 6 629-99-	PENTACOSANE	21.37	150	BJXN
1F	AGD1 7 506-51-	1-TETRACOSANOL	21.4	130	JXN
1F	AGD1 8	UNKNOWN ALKANAL	22.18	740	JX
1F	AGD1 9 630-03-	NONACOSANE	22.47	480	BJXN
1F	AGD110 506-52-	1-HEXACOSANOL	22.53	860	JXN
1F	AGD111	UNKNOWN ALKANAL	23.38	240	JX
1F	AGD112 630-04-	HENTRIACONTANE	23.7	920	JXN
1F	AGD113	UNKNOWN ALIPHATIC	23.8	190	JX
1F	AGD114	UNKNOWN ALKANAL	24.88	120	JX
1F	AGD115 630-05-	TRITRIACONTANE	25.25	340	JXN
1F	AGD116	UNKNOWN CHOLESTENE DERIVA	25.62	150	JX
1F	AGD117	UNKNOWN SITOSTEROL	26.52	300	JX
1F	AGD118	UNKNOWN	26.8	88	JX
1F	AGD119	UNKNOWN	28.23	110	JX
			Total:	8088	
		Sample Number: SB25-14-01			
1F	AHH1251401	21			
1F	AHD1 1 123-42-	2-PENTANONE, 4-HYDROXY-4-ME	4.87	2100	BJXNA
1F	AHD1 2 112-53-	1-DODECANOL	12.32	290	BJXN
1F	AHD1 3	UNKNOWN NONYLPHENOL	14.67	160	JX
1F	AHD1 4	UNKNOWN NONYLPHENOL	14.73	120	JX
1F	AHD1 5	UNKNOWN HEXADECENOIC ACID	16.48	170	JX
1F	AHD1 6 57-10-	HEXADECANOIC ACID	16.53	150	JXN
1F	AHD1 7 629-94-	HENEICOSANE	17.53	200	JXN
1F	AHD1 8	UNKNOWN OCTADECENOIC ACID	17.88	110	JX
1F	AHD1 9 629-97-	DOCOSANE	18.25	380	BJXN
1F	AHD110 638-67-	TRICOSANE	18.92	470	BJXN
1F	AHD111 646-31-	TETRACOSANE	19.57	440	BJXN
1F	AHD112 629-99-	PENTACOSANE	20.2	450	BJXN
1F	AHD113 630-01-	HEXACOSANE	20.78	210	BJXN
1F	AHD114 593-49-	HEPTACOSANE	21.37	170	BJXN
1F	AHD115 506-51-	1-TETRACOSANOL	21.4	320	JXN
1F	AHD116	UNKNOWN ALIPHATIC	21.73	120	JX

1F	AHD117 630-02-	OCTACOSANE	21.92	120	BJXN
1F	AHD118	UNKNOWN ALIPHATIC	22.18	280	JX
1F	AHD119 630-03-	NONACOSANE	22.47	290	BJXN
1F	AHD120 506-52-	1-HEXACOSANOL	22.53	430	JXN
1F	AHD121 630-04-	HENTRIACONTANE	23.7	240	JXN
			Total:	7220	
		Sample Number: SB25-14-02			
1F	AIH1251402	3			
1F	AID1 1 123-42-	2-PENTANONE, 4-HYDROXY-4-ME	4.83	2200	BJXNA
1F	AID1 2 112-53-	1-DODECANOL	12.33	230	BJXN
1F	AID1 3 74381-40-	PROPANOIC ACID, 2-METHYL-, 1	13.57	100	JXN
			Total:	2530	
		Sample Number: MSB			
1F	AJH1MSB	0			
		Sample Number: SB25-11-00			
1F	AKH1SB251100	21			
1F	AKD1 1 123-42-	2-PENTANONE, 4-HYDROXY-4-ME	5.28	5300	BJXNA
1F	AKD1 2 112-53-	1-DODECANOL	12.93	270	BJXN
1F	AKD1 3 74381-40-	PROPANOIC ACID, 2-METHYL-, 1	14.22	230	BJXN
1F	AKD1 4	UNKNOWN HEXADECENOIC ACID	17.15	300	JX
1F	AKD1 5 57-10-	HEXADECANOIC ACID	17.22	380	JXN
1F	AKD1 6 661-19-	1-DOCOSANOL	20.92	160	JXN
1F	AKD1 7 593-49-	HEPTACOSANE	22.08	100	JXN
1F	AKD1 8 506-51-	1-TETRACOSANOL	22.13	270	JXN
1F	AKD1 9	UNKNOWN ALIPHATIC ALDEHYD	22.98	720	JX
1F	AKD110 630-03-	NONACOSANE	23.3	650	JXN
1F	AKD111 506-52-	1-HEXACOSANOL	23.38	1500	JXN
1F	AKD112 630-04-	HENTRIACONTANE	24.77	1000	JXN
1F	AKD113	UNKNOWN ALCOHOL	24.9	360	JX
1F	AKD114	UNKNOWN	25.5	140	JX
1F	AKD115	UNKNOWN	25.98	110	JX
1F	AKD116 630-05-	TRITRIACONTANE	26.67	340	JXN
1F	AKD117	UNKNOWN	27.17	190	JX
1F	AKD118	UNKNOWN	27.53	150	JX
1F	AKD119	UNKNOWN	28.28	340	JX
1F	AKD120	UNKNOWN	30.42	220	JX
1F	AKD121	UNKNOWN PROPANOATE	31.65	750	JX
			Total:	13480	
		Sample Number: SB25-11-02			
1F	ALH1SB251102	11			
1F	ALD1 1 123-42-	2-PENTANONE, 4-HYDROXY-4-ME	5.28	4300	BJXNA
1F	ALD1 2 112-53-	1-DODECANOL	12.95	370	BJXN
1F	ALD1 3 74381-40-	PROPANOIC ACID, 2-METHYL-, 1	14.22	440	BJXN

1F	ALD1 4 661-19-	1-DOCOSANOL	20.92	77	JXN
1F	ALD1 5 506-51-	1-TETRACOSANOL	22.13	180	JXN
1F	ALD1 6	UNKNOWN	22.98	220	JX
1F	ALD1 7	UNKNOWN ALIPHATIC	23.3	100	JX
1F	ALD1 8	UNKNOWN ALIPHATIC	23.38	85	JX
1F	ALD1 9	UNKNOWN	24.7	330	JX
1F	ALD110	UNKNOWN ALIPHATIC	24.75	92	JX
1F	ALD111	UNKNOWN PROPANOATE	31.67	1500	JX
			Total:	7694	
		Sample Number: SB25-11-03			
1F	AMH1SB251103	21			
1F	AMD1 1 123-42-	2-PENTANONE, 4-HYDROXY-4-ME	4.63	2700	BJXNA
1F	AMD1 2 112-40-	DODECANE	9.28	580	JXN
1F	AMD1 3	UNKNOWN ALKANE	10.12	310	JX
1F	AMD1 4 629-50-	TRIDECANE	10.43	860	JXN
1F	AMD1 5 629-59-	TETRADECANE	11.5	560	JXN
1F	AMD1 6 629-62-	PENTADECANE	12.5	450	JXN
1F	AMD1 7 1921-70-	PENTADECANE, 2,6,10,14-TETRA	14.38	360	JXN
1F	AMD1 8 629-97-	DOCOSANE	18.22	420	JXN
1F	AMD1 9 638-67-	TRICOSANE	18.9	620	JXN
1F	AMD110 646-31-	TETRACOSANE, W/ALKYLCYCLOH	19.55	790	JXNZ
1F	AMD111 629-99-	PENTACOSANE	20.17	640	JXN
1F	AMD112	UNKNOWN ALKANE	20.38	450	JX
1F	AMD113	UNKNOWN ALKANE	20.77	320	JX
1F	AMD114	UNKNOWN ALKANE	20.97	440	JX
1F	AMD115	UNKNOWN ALKANE	21.12	310	JX
1F	AMD116	UNKNOWN ALKANE	21.35	310	JX
1F	AMD117	UNKNOWN ALKANE	21.53	380	JX
1F	AMD118	UNKNOWN ALKANE	21.57	380	JX
1F	AMD119	UNKNOWN ALKANE	22.08	390	JX
1F	AMD120	UNKNOWN ALKANE	22.45	310	JX
1F	AMD121	UNKNOWN	22.53	350	JX
			Total:	11930	
		Sample Number: SB25-15-00			
1F	ANH1SB251500	20			
1F	AND1 1 123-42-	2-PENTANONE, 4-HYDROXY-4-ME	4.65	3300	BJXNA
1F	AND1 2 112-40-	DODECANE	9.3	230	JXN
1F	AND1 3	UNKNOWN ALKANE W/DIMETHYL	9.47	99	JXZ
1F	AND1 4	UNKNOWN ALKANE	10.13	95	JX
1F	AND1 5 629-50-	TRIDECANE	10.43	280	JXN
1F	AND1 6 629-59-	TETRADECANE	11.5	120	JXN
1F	AND1 7 112-53-	1-DODECANOL	12.3	120	BJXN
1F	AND1 8 629-62-	PENTADECANE	12.5	99	JXN

1F	AND1 9 74381-40-	PROPANOIC ACID, 2-METHYL-, 1	13.53	91	BJXN
1F	AND110 1921-70-	PENTADECANE, 2,6,10,14-TETRA	14.4	83	JXN
1F	AND111 57-10-	HEXADECANOIC ACID W/PHENAN	16.52	140	JXNZ
1F	AND112 629-99-	PENTACOSANE	20.17	99	JXN
1F	AND113	UNKNOWN ALIPHATIC	20.97	110	JX
1F	AND114	UNKNOWN ALKANE	21.53	100	JX
1F	AND115	UNKNOWN ALKANE	22.43	150	JX
1F	AND116	UNKNOWN	23.53	87	JX
1F	AND117 630-04-	HENTRIACONTANE	23.65	240	JXN
1F	AND118	UNKNOWN ALKANE	25.18	87	JX
1F	AND119	UNKNOWN POLYTERPENE DERIV	25.57	91	JX
1F	AND120	UNKNOWN POLYTERPENE DERIV	26.45	100	JX
			Total:	5721	
		Sample Number: SB25-15-01			
1F	AOH1SB251501		8		
1F	AOD1 1 123-42-	2-PENTANONE, 4-HYDROXY-4-ME	4.73	2000	BJXNA
1F	AOD1 2 112-53-	1-DODECANOL	12.3	190	BJXN
1F	AOD1 3 74381-40-	PROPANOIC ACID, 2-METHYL-, 1	15.48	160	BJXN
1F	AOD1 4	UNKNOWN	22.15	170	JX
1F	AOD1 5 630-03-	NONACOSANE	22.43	93	JXN
1F	AOD1 6 630-04-	HENTRIACONTANE	23.65	190	JXN
1F	AOD1 7 630-05-	TRITRIACONTANE	25.2	120	JXN
1F	AOD1 8	UNKNOWN	28.7	89	JX
			Total:	3012	
		Sample Number: SB25-15-02			
1F	APH1SB251502		8		
1F	APD1 1 123-42-	2-PENTANONE, 4-HYDROXY-4-ME	5	3000	BJXNA
1F	APD1 2 112-53-	1-DODECANOL	12.62	160	BJXN
1F	APD1 3 74381-40-	PROPANOIC ACID, 2-METHYL-, 1	13.88	200	BJXN
1F	APD1 4 57-10-	HEXADECANOIC ACID	16.87	90	JXN
1F	APD1 5	UNKNOWN ALIPHATIC	24.27	110	JX
1F	APD1 6	UNKNOWN	25.4	86	JX
1F	APD1 7	UNKNOWN PROPANOATE	30.65	380	JX
1F	APD1 8	UNKNOWN	31.02	75	JX
			Total:	4101	
		Sample Number: SD25-3			
1F	AQH1SD253		21		
1F	AQD1 1 123-42-	2-PENTANONE, 4-HYDROXY-4-ME	4.75	2700	BJXNA
1F	AQD1 2 112-53-	1-DODECANOL	12.32	300	BJXN
1F	AQD1 3 74381-40-	PROPANOIC ACID, 2-METHYL-, 1	13.57	130	JXN
1F	AQD1 4 832-71-	PHENANTHRENE, 3-METHYL- W/H	16.48	140	JXNZ
1F	AQD1 5 2531-84-	PHENANTHRENE, 2-METHYL- W/H	16.53	180	JXNZ
1F	AQD1 6 203-64-	4H-CYCLOPENTA[DEF]PHENANTH	16.72	110	JXNZ

1F	AQD1 7 238-84-	11H-BENZO[A]FLUORENE	18.95	150	JXN
1F	AQD1 8	UNKNOWN METHYLPYRENE	19.15	120	JX
1F	AQD1 9	UNKNOWN W/BENZO[B]NAPHTHO	20.17	290	JXZ
1F	AQD110	UNKNOWN 19H14 PAH W/HEPTACO	21.37	130	JXZ
1F	AQD111	UNKNOWN	21.73	250	JX
1F	AQD112	UNKNOWN	22.18	140	JX
1F	AQD113 630-03-	NONACOSANE	22.47	240	JXN
1F	AQD114 192-97-	BENZO[E]PYRENE	23.12	270	JXN
1F	AQD115	UNKNOWN	23.28	230	JX
1F	AQD116	UNKNOWN	23.58	160	JX
1F	AQD117 630-04-	HENTRIACONTANE	23.68	400	JXN
1F	AQD118 630-05-	TRITRIACONTANE	25.25	120	JXN
1F	AQD119	UNKNOWN	25.33	190	JX
1F	AQD120	UNKNOWN POLYTERPENE DERIV.	26.95	110	JXZ
1F	AQD121	UNKNOWN	28.35	110	JX
			Total:	6470	
		Sample Number: SD25-30			
1F	ARH1SD2530	21			
1F	ARD1 1 123-42-	2-PENTANONE, 4-HYDROXY-4-ME	4.75	3200	BJXNA
1F	ARD1 2 112-53-	1-DODECANOL	12.32	310	BJXN
1F	ARD1 3 74381-40-	PROPANOIC ACID, 2-METHYL-, 1	13.55	100	JXN
1F	ARD1 4 832-71-	PHENANTHRENE, 3-METHYL- W/H	16.48	150	JXNZ
1F	ARD1 5 2531-84-	PHENANTHRENE, 2-METHYL-, W/H	16.53	210	JXN
1F	ARD1 6 203-64-	4H-CYCLOPENTA[DEF]PHENANTH	16.7	130	JXNZ
1F	ARD1 7 238-84-	11H-BENZO[A]FLUORENE	18.95	110	JXN
1F	ARD1 8	UNKNOWN METHYLPYRENE	19.15	97	JX
1F	ARD1 9	UNKNOWN W/BENZO[B]NAPHTHO	20.15	220	JX
1F	ARD110 593-49-	HEPTACOSANE	21.35	100	JXN
1F	ARD111	UNKNOWN	21.73	250	JX
1F	ARD112	UNKNOWN	22.18	100	JX
1F	ARD113 630-03-	NONACOSANE	22.45	280	JXN
1F	ARD114	UNKNOWN	22.83	110	JX
1F	ARD115 192-97-	BENZO[E]PYRENE	23.12	260	JXN
1F	ARD116	UNKNOWN	23.28	290	JX
1F	ARD117	UNKNOWN	23.57	280	JX
1F	ARD118 630-04-	HENTRIACONTANE	23.68	360	JXN
1F	ARD119 630-05-	TRITRIACONTANE	25.25	130	JXN
1F	ARD120	UNKNOWN	25.33	200	JX
1F	ARD121	UNKNOWN	28.35	120	JX
			Total:	7007	
		Sample Number: SD25-3R			
1F	ASH1SD253R	1			
1F	ASD1 1 123-42-	2-PENTANONE, 4-HYDROXY-4-ME	4.67	4	BJXNA

Sample Number: SD25-7					
1F	ATH1SD257	21			
1F	ATD1 1 123-42-	2-PENTANONE, 4-HYDROXY-4-ME	4.73	68000	BJXNA
1F	ATD1 2	UNKNOWN ALKYL CYCLOHEXANE	11.08	10000	JX
1F	ATD1 3	UNKNOWN ALIPHATICS	11.35	12000	JXZ
1F	ATD1 4	UNKNOWN	11.62	11000	JX
1F	ATD1 5	UNKNOWN SESQUITERPENE	12.13	10000	JX
1F	ATD1 6	UNKNOWN ALKANE	12.22	17000	JX
1F	ATD1 7	UNKNOWN SESQUITERPENE	12.52	17000	JX
1F	ATD1 8	UNKNOWN ALKYL CYCLOHEXANE	13.22	14000	JXZ
1F	ATD1 9	UNKNOWN	13.48	9000	JX
1F	ATD110	UNKNOWN ALKANE	14	19000	JX
1F	ATD111	UNKNOWN ALKANE	14.5	36000	JX
1F	ATD112	UNKNOWN ALKANE	14.9	11000	JX
1F	ATD113	UNKNOWN ALKANE	15.38	31000	JX
1F	ATD114 832-71-	PHENANTHRENE, 3-METHYL-	16.57	8900	JXN
1F	ATD115 2531-84-	PHENANTHRENE, 2-METHYL-	16.62	9500	JXN
1F	ATD116 203-64-	4H-CYCLOPENTA[DEF]PHENANTH	16.8	9900	JNXZ
1F	ATD117	UNKNOWN DIMETHYLPHENANTH	17.43	8900	JXZ
1F	ATD118	UNKNOWN DIMETHYLPHENANTH	17.5	10000	JX
1F	ATD119	UNKNOWN DIMETHYLPHENANTH	17.65	16000	JX
1F	ATD120	UNKNOWN DIMETHYLPHENANTH	17.72	10000	JX
1F	ATD121 192-97-	BENZO[E]PYRENE	23.2	11000	JXN
			Total:	349200	
Sample Number: SD25-8					
1F	AUH1SD258	21			
1F	AUD1 1 123-42-	2-PENTANONE, 4-HYDROXY-4-ME	4.8	33000	BJXNA
1F	AUD1 2	UNKNOWN SEQUITERPENE	12.47	4400	JX
1F	AUD1 3 1921-70-	PENTADECANE, 2,6,10,14-TETRA	14.45	6500	JXN
1F	AUD1 4 638-36-	HEXADECANE, 2,6,10,14-TETRAM	15.33	4900	JXN
1F	AUD1 5	UNKNOWN HEXADECENOIC ACID	16.48	5100	JX
1F	AUD1 6 57-10-	HEXADECANOIC ACID	16.6	5200	JXN
1F	AUD1 7 238-84-	11H-BENZO[A]FLUORENE	19	7000	JXN
1F	AUD1 8	UNKNOWN C17H12 PAH	19.22	4600	JX
1F	AUD1 9	UNKNOWN C17H12 PAH	19.45	5200	JX
1F	AUD110	UNKNOWN ALKANE W/UNKNOWN	20.25	6000	JXZ
1F	AUD111	UNKNOWN C19H14 PAH	21.43	4800	JX
1F	AUD112	UNKNOWN ALKANE	22.53	5300	JX
1F	AUD113	UNKNOWN BENZOFLUORANTHEN	22.85	5100	JX
1F	AUD114 192-97-	BENZO[E]PYRENE	23.2	12000	JXN
1F	AUD115	UNKNOWN	23.5	5100	JX
1F	AUD116	UNKNOWN	23.82	4500	JX
1F	AUD117	UNKNOWN POLYCYCLIC HYDROC	24.47	7500	JX


1F	AUD118	UNKNOWN POLYCYCLIC HYDROC	25.17	9100	JX
1F	AUD119	UNKNOWN C22H14 PAH	26.32	3800	JX
1F	AUD120	UNKNOWN C22H12 PAH	27.12	4700	JX
1F	AUD121 1058-61-	STIGMAST-4-EN-3-ONE	28.45	5900	JXN
			Total:	149700	
		Sample Number: SD25-9			
1F	AVH1SD259	21			
1F	AVD1 1 123-42-	2-PENTANONE, 4-HYDROXY-4-ME	5.22	21000	BJXNA
1F	AVD1 2	UNKNOWN HEXADECENOIC ACID	16.93	2200	JXZ
1F	AVD1 3 57-10-	HEXADECANOIC ACID	17	2600	JXN
1F	AVD1 4	UNKNOWN ALKANAL	18.92	3000	JX
1F	AVD1 5 238-84-	11H-BENZO[A]FLUORENE	19.45	3900	JXN
1F	AVD1 6	UNKNOWN	19.63	2100	JX
1F	AVD1 7	UNKNOWN C17H12 PAH	19.87	4100	JX
1F	AVD1 8 239-35-	BENZO[B]NAPHTHO[2,1-D]THIOPH	20.67	2600	JXNZ
1F	AVD1 9 593-49-	HEPTACOSANE	21.83	1700	BJXN
1F	AVD110	UNKNOWN C19H14 PAH	21.92	2600	JX
1F	AVD111	UNKNOWN C19H14 PAH W/UNKNO	22	1700	JXZ
1F	AVD112	UNKNOWN C19H12 PAH	22.2	2800	JX
1F	AVD113	UNKNOWN	22.23	1800	JX
1F	AVD114	UNKNOWN	22.67	2200	JX
1F	AVD115 630-03-	NONACOSANE	22.98	3200	BJXN
1F	AVD116 192-97-	BENZO[E]PYRENE	23.87	9000	JXN
1F	AVD117 198-55-	PERYLENE	24.17	4600	JXN
1F	AVD118 630-04-	HENTRIACONTANE	24.38	3000	JXN
1F	AVD119	UNKNOWN POLYCYCLIC HYDROC	25.2	6400	JXZ
1F	AVD120	UNKNOWN POLYCYCLIC HYDROC	26	4700	JX
1F	AVD121	UNKNOWN C22H14 PAH	27.4	2100	JX
			Total:	87300	
		Sample Number: LAB BLANK			
1F	AWH1SBLKM6	10			
1F	AWD1 1 123-42-	2-PENTANONE, 4-HYDROXY-4-ME	5.38	1600	JXNA
1F	AWD1 2 112-53-	1-DODECANOL	12.92	280	JXN
1F	AWD1 3 629-97-	DOCOSANE	18.88	180	JXN
1F	AWD1 4 638-67-	TRICOSANE	19.55	240	JXN
1F	AWD1 5 646-31-	TETRACOSANE	20.2	250	JXN
1F	AWD1 6 629-99-	PENTACOSANE	20.83	200	JXN
1F	AWD1 7 630-01-	HEXACOSANE	21.43	150	JXN
1F	AWD1 8 593-49-	HEPTACOSANE	22	110	JXN
1F	AWD1 9 630-02-	OCTACOSANE	22.58	70	JXN
1F	AWD110 630-03-	NONACOSANE	23.2	97	JXN
		Sample Number: LAB BLANK			
1F	AXH1SBLKN1	4			

1F	AXD1 1 123-42-	2-PENTANONE, 4-HYDROXY-4-ME	5.32	6300	JXNA
1F	AXD1 2 112-53-	1-DODECANOL	12.98	320	JXN
1F	AXD1 3 74381-40-	PROPANOIC ACID, 2-METHYL-, 1	14.25	130	JXN
1F	AXD1 4	UNKNOWN PROPANOATE	31.98	510	JX
		Sample Number: LAB BLANK			
1F	AYH1SBLK4LS	1			
1F	AYD1 1 123-42-	2-PENTANONE, 4-HYDROXY-4-ME	4.65	8	JXNA
		Sample Number: LAB BLANK			
1F	AZH1SBLK1N	4			
1F	AZD1 1 123-42-	2-PENTANONE, 4-HYDROXY-4-ME	4.75	2300	JXNA
1F	AZD1 2 112-53-	1-DODECANOL	12.28	200	JXN
1F	AZD1 3 74381-40-	PROPANOIC ACID, 2-METHYL-, 1	13.53	83	JXN
1F	AZD1 4	UNKNOWN	22.15	100	JX
		Sample Number: LAB BLANK			
1F	BAH1SBLKN5	5			
1F	BAD1 1 123-42-	2-PENTANONE, 4-HYDROXY-4-ME	4.7	5300	JXNA
1F	BAD1 2 112-53-	1-DODECANOL	12.3	150	JXN
1F	BAD1 3	UNKNOWN	21.72	110	JX
1F	BAD1 4	UNKNOWN	23.25	150	JX
1F	BAD1 5	UNKNOWN	25.28	93	JX

		Sample Number: SW26-3		
1F	AAH1SW26-3		1	
1F	AAD1 1 123-42-	2-PENTANONE, 4-HYDROXY-4-MET	5.05	6 BJXNA
		Sample Number: SW26-10		
1F	ABH1SW2610		5	
1F	ABD1 1	UNKNOWN ALKANE	13.92	7 JX
1F	ABD1 2 1921-70-	PENTADECANE, 2,6,10,14-TETRA	14.42	27 JXN
1F	ABD1 3 638-36-	HEXADECANE, 2,6,10,14-TETRAM	15.32	21 JXN
1F	ABD1 4	UNKNOWN ALKANE	15.98	5 JX
1F	ABD1 5 57-10-	HEXADECANOIC ACID	16.67	8 JXN
			Total:	68
		Sample Number: SW26-10R		
1F	ACH1SW2610R		4	
1F	ACD1 1 123-42-	2-PENTANONE, 4-HYDROXY-4-MET	4.7	15 BJXNA
1F	ACD1 2 98-82-	BENZENE, (1-METHYLETHYL)-	5.87	3 BJXN
1F	ACD1 3 112-34-	ETHANOL, 2-(2-BUTYOXYETHOXY)	9.3	2 JXN
1F	ACD1 4 57-10-	HEXADECANOIC ACID	16.57	2 JXN
			Total:	22
		Sample Number: SW26-11		
1F	ADH1SW2611		12	
1F	ADD1 1 123-42-	2-PENTANONE, 4-HYDROXY-4-MET	4.68	8 BJXNA
1F	ADD1 2 98-82-	BENZENE, (1-METHYLETHYL)-	5.87	5 BJXN
1F	ADD1 3 629-50-	TRIDECAHENE	10.47	4 JXN
1F	ADD1 4	UNKNOWN ALKANE	11.3	4 JX
1F	ADD1 5 629-59-	TETRADECANE	11.53	4 JXN
1F	ADD1 6	UNKNOWN ALKANE	12.17	6 JX
1F	ADD1 7 629-62-	PENTADECANE	12.53	3 JXN
1F	ADD1 8	UNKNOWN ALKANE	13.93	7 JX
1F	ADD1 9 1921-70-	PENTADECANE, 2,6,10,14-TETRA	14.45	32 JXN
1F	ADD110 638-36-	HEXADECANE, 2,6,10,14-TETRAM	15.33	27 JXN
1F	ADD111	UNKNOWN ALKANE	16	7 JX
1F	ADD112 629-92-	NONADECANE	16.07	3 JXN
			Total:	110
		Sample Number: SW26-12		
1F	AEH1SW2612		3	
1F	AED1 1 123-42-	2-PENTANONE, 4-HYDROXY-4-MET	4.67	4 BJXNA
1F	AED1 2	UNKNOWN	11.8	2 JX
1F	AED1 3	UNKNOWN	22.18	2 JX
			Total:	8
		Sample Number: SW26-2		
1F	AFH1SW262		2	
1F	AFD1 1 123-42-	2-PENTANONE, 4-HYDROXY-4-MET	5.03	9 BJXNA
1F	AFD1 2 74367-33-	PROPANOIC ACID, 2-METHYL-, 2	11.77	5 BJXN

			Total:	14	
		Sample Number: SW26-4			
1F	AGH1SW264	7			
1F	AGD1 1 123-42-	2-PENTANONE, 4-HYDROXY-4-MET	5.03	5	BJXNA
1F	AGD1 2 74367-33-	PROPANOIC ACID, 2-METHYL-, 2	11.77	3	BJXN
1F	AGD1 3 74381-40-	PROPANOIC ACID, 2-METHYL-, 1	14.13	3	JXN
1F	AGD1 4	UNKNOWN	22.85	6	JX
1F	AGD1 5	UNKNOWN ALKANE	23.15	3	JX
1F	AGD1 6	UNKNOWN	23.25	5	JX
1F	AGD1 7	UNKNOWN ALKANE	24.57	6	JX
			Total:	31	
		Sample Number: SW26-5			
1F	AHH1SW265	1			
1F	AHD1 1 123-42-	2-PENTANONE, 4-HYDROXY-4-MET	5	3	BJXNA
		Sample Number: SW26-6			
1F	AIH1SW266	3			
1F	AID1 1 123-42-	2-PENTANONE, 4-HYDROXY-4-MET	5.05	6	BJXNA
1F	AID1 2 74367-33-	PROPANOIC ACID, 2-METHYL-, 2	11.78	6	BJXN
1F	AID1 3	UNKNOWN	25.93	9	JX
			Total:	21	
		Sample Number: SW26-7			
1F	AJH1SW267	11			
1F	AJD1 1 123-42-	2-PENTANONE, 4-HYDROXY-4-MET	5.05	9	BJXNA
1F	AJD1 2 74367-33-	PROPANOIC ACID, 2-METHYL-, 2	11.77	7	BJXN
1F	AJD1 3 74381-40-	PROPANOIC ACID, 2-METHYL-, 1	14.13	4	JXN
1F	AJD1 4 544-63-	TETRADECANOIC ACID	15.5	10	JXN
1F	AJD1 5 57-10-	HEXADECANOIC ACID	17.13	5	JXN
1F	AJD1 6	UNKNOWN ALKANAL	22.83	3	JX
1F	AJD1 7	UNKNOWN ALKANE	23.15	3	JX
1F	AJD1 8 506-52-	1-HEXACOSANOL	23.23	4	JXN
1F	AJD1 9	UNKNOWN	24.23	4	JX
1F	AJD110	UNKNOWN ALKANE	24.58	4	JX
1F	AJD111	UNKNOWN	25.82	3	JX
			Total:	56	
		Sample Number: SW26-8			
1F	AKH1SW268	3			
1F	AKD1 1 123-42-	2-PENTANONE, 4-HYDROXY-4-MET	4.67	5	BJXNA
1F	AKD1 2 544-63-	TETRADECANOIC ACID	14.92	2	JXN
1F	AKD1 3 57-10-	HEXADECANOIC ACID	16.53	3	JXN
			Total:	10	
		Sample Number: SW26-9			
1F	ALH1SW269	8			
1F	ALD1 1 123-42-	2-PENTANONE, 4-HYDROXY-4-MET	5.05	7	BJXNA

1F	ALD1 2 74367-33-	PROPANOIC ACID, 2-METHYL, 2,	11.78	6	BJXN
1F	ALD1 3	UNKNOWN	22.15	9	JX
1F	ALD1 4	UNKNOWN	22.47	41	JX
1F	ALD1 5	UNKNOWN ALKANE	23.15	7	JX
1F	ALD1 6	UNKNOWN	23.4	6	JX
1F	ALD1 7	UNKNOWN ALKANE	24.58	6	JX
1F	ALD1 8	UNKNOWN ALKANE	26.43	7	JX
			Total:	89	
		Sample Number: LAB BLANK			
1F	AMH1SBLK2L			2	
1F	AMD1 1 123-42-	2-PENTANONE, 4-HYDROXY-4-MET	5.05	8	JXNA
1F	AMD1 2 74367-33-	PROPANOIC ACID, 2-METHYL-, 2	11.8	2	JXN
		Sample Number: LAB BLANK			
1F	ANH1SBLK3L			7	
1F	AND1 1 123-42-	2-PENTANONE, 4-HYDROXY-4-MET	4.67	19	JXNA
1F	AND1 2 98-82-	BENZENE, (1-METHYLETHYL)-	5.85	5	JXN
1F	AND1 3 629-97-	DOCOSANE	18.23	3	JXN
1F	AND1 4 638-67-	TRICOSANE	18.92	4	JXN
1F	AND1 5 646-31-	TETRACOSANE	19.57	4	JXN
1F	AND1 6 629-99-	PENTACOSANE	20.18	3	JXN
1F	AND1 7 630-01-	HEPTACOSANE	20.78	2	JXN
		Sample Number: LAB BLANK			
1F	AOH1SBLK4L			1	
1F	AOD1 1 123-42-	2-PENTANONE, 4-HYDROXY-4-MET	4.65	8	JXNA



Sample Number: SB26-09-04					
1F	AAH19-04		12		
1F	AAD1 1 123-42-	2-PENTANONE, 4-HYDROXY-4-MET	5.42	2500	BJXNA
1F	AAD1 2 57-15-	2-PROPANOL, 1,1,1-TRICHLORO-	7.17	190	BJXN
1F	AAD1 3 112-53-	1-DODECANOL	12.92	220	BJXN
1F	AAD1 4 74381-40-	PROPANOIC ACID, 2-METHYL-, 1	14.18	200	JXN
1F	AAD1 5	UNKNOWN ALIPHATIC	14.78	110	JX
1F	AAD1 6	UNKNOWN ALIPHATIC AMIDE	20.15	120	JX
1F	AAD1 7 506-51-	1-TETRACOSANOL	22.07	160	JXN
1F	AAD1 8	UNKNOWN	22.92	81	JX
1F	AAD1 9	UNKNOWN C24H14 PAH W/ALKANE	23.22	150	JXZ
1F	AAD110	UNKNOWN W/BENZO[A]PYRENE	24.17	120	JXZ
1F	AAD111	UNKNOWN	24.6	320	JX
1F	AAD112	UNKNOWN	28.48	81	JX
			Total:	4252	
Sample Number: SB26-09-05					
1F	ABH19-05		5		
1F	ABD1 1 123-42-	2-PENTANONE, 4-HYDROXY-4-MET	5.43	1900	BJXNA
1F	ABD1 2 57-15-	2-PROPANOL, 1,1,1-TRICHLORO-	7.17	90	BJXN
1F	ABD1 3 112-53-	1-DODECANOL	12.9	150	BJXN
1F	ABD1 4 74381-40-	PROPANOIC ACID, 2-METHYL-, 1	14.18	120	JXN
1F	ABD1 5	UNKNOWN	24.58	94	JX
			Total:	2354	
Sample Number: MSB					
1F	ACH1MSB		0		
Sample Number: SD26-3					
1F	ADH1SD26-3		12		
1F	ADD1 1 123-42-	2-PENTANONE, 4-HYDROXY-4-MET	5.35	2400	BJXNA
1F	ADD1 2 112-53-	1-DODECANOL	12.92	480	BJXN
1F	ADD1 3 74381-40-	PROPANOIC ACID, 2-METHYL-, 1	14.18	290	JXN
1F	ADD1 4	UNKNOWN ALIPHATIC	14.95	140	JXB
1F	ADD1 5 629-78-	HEPTADECANE	14.98	120	JXN
1F	ADD1 6	UNKNOWN PROPANOATE	15.45	110	JX
1F	ADD1 7	UNKNOWN HEXADECENOIC ACID	17.05	190	JX
1F	ADD1 8 57-10-	HEXADECANOIC ACID	17.17	140	JXN
1F	ADD1 9	UNKNOWN	22.9	130	JX
1F	ADD110 630-03-	NONACOSANE	23.2	140	BJXN
1F	ADD111 192-97-	BENZO[E]PYRENE	24.07	140	JXN
1F	ADD112 630-04-	HENTRIACONTANE	24.63	120	JXN
			Total:	4400	
Sample Number: SD26-2					
1F	AEH1SD262		21		
1F	AED1 1 123-42-	2-PENTANONE, 4-HYDROXY-4-MET	5.38	3800	BJXNA

1F	AED1 2 112-53-	1-DODECANOL	12.9	480	BJXN
1F	AED1 3 74381-40-	PROPANOIC ACID, 2-METHYL-, 1	14.17	190	JXN
1F	AED1 4	UNKNOWN ALIPHATIC	14.93	250	JXB
1F	AED1 5	UNKNOWN HEXADECENOIC ACID	17.05	270	JX
1F	AED1 6 57-10-	HEXADECANOIC ACID	17.17	420	JXN
1F	AED1 7	UNKNOWN BENZONAPHTHOFURAN	18.97	230	JX
1F	AED1 8 238-84-	11H-BENZO[A]FLUORENE	19.65	270	JXN
1F	AED1 9	UNKNOWN METHYLPYRENE W/C18H	19.87	190	JXZ
1F	AED110	UNKNOWN BENZANTHRACENONE	20.68	240	JX
1F	AED111 661-19-	1-DOCOSANOL W/BENZO[B]NAPTHO	20.85	320	JXNZ
1F	AED112 195-19-	BENZO[C]PHENANTHRENE	20.92	190	JXN
1F	AED113 27208-37-	CYCLOPENTA[CD]PYRENE	20.98	200	JXN
1F	AED114 593-49-	HEPTACOSANE	22	240	BJXN
1F	AED115 630-03-	NONACOSANE	23.18	750	BJXN
1F	AED116	UNKNOWN ALIPHATIC W/C20H12 P	23.68	250	JXZ
1F	AED117 192-97-	BENZO[E]PYRENE	24.05	760	JXN
1F	AED118 630-04-	HENTRIACONTANE	24.62	680	JXN
1F	AED119	UNKNOWN POLYTERPENE DERIVATI	25.83	280	JX
1F	AED120	UNKNOWN	27.37	250	JX
1F	AED121	UNKNOWN SITOSTEROL W/BENZO[G	28.12	1000	JXZ
			Total:	11260	
		Sample Number: SD26-4			
1F	AFH1SD264	21			
1F	AFD1 1 123-42-	2-PENTANONE, 4-HYDROXY-4-MET	5.4	3400	BJXNA
1F	AFD1 2	UNKNOWN TERPENE	7.85	320	JX
1F	AFD1 3 112-53-	1-DODECANOL	12.9	530	BJXN
1F	AFD1 4	UNKNOWN SESQUITERPENE	13.25	570	JX
1F	AFD1 5	UNKNOWN HEXADECENOIC ACID	17.1	200	JX
1F	AFD1 6 57-10-	HEXADECANOIC ACID	17.15	270	JXN
1F	AFD1 7 629-97-	DOCOSANE	18.87	560	BJXN
1F	AFD1 8 638-67-	TRICOSANE	19.53	740	BJXN
1F	AFD1 9 646-31-	TETRACOSANE	20.18	700	BJXN
1F	AFD110 629-99-	PENTACOSANE	20.82	810	BJXN
1F	AFD111 630-01-	HEXACOSANE	21.42	580	BJXN
1F	AFD112 593-49-	HEPTACOSANE	22	550	BJXN
1F	AFD113 506-51-	1-TETRACOSANOL	22.05	180	JXN
1F	AFD114 630-02-	OCTACOSANE	22.57	380	BJXN
1F	AFD115	UNKNOWN	22.87	280	JX
1F	AFD116 630-03-	NONACOSANE	23.18	840	BJXN
1F	AFD117 506-52-	1-HEXACOSANOL	23.27	310	JXN
1F	AFD118 638-68-	TRIACONTANE	23.85	270	JXN
1F	AFD119 630-04-	HENTRIACONTANE	24.62	590	JXN
1F	AFD120	UNKNOWN ALIPHATIC	27.4	360	JX

1F	AFD121	UNKNOWN SITOSTEROL	28.1	540	JX
			Total:	12980	
		Sample Number: SD26-5			
1F	AGH1SD265	21			
1F	AGD1 1 123-42-	2-PENTANONE, 4-HYDROXY-4-MET	5.28	11000	BJXNA
1F	AGD1 2 112-53-	1-DODECANOL	12.88	320	BJXN
1F	AGD1 3	UNKNOWN ALIPHATIC	14.92	260	JXB
1F	AGD1 4	UNKNOWN PROPANOATE	15.45	350	JX
1F	AGD1 5 544-63-	TETRADECANOIC ACID	15.5	280	JXN
1F	AGD1 6	UNKNOWN HEXADECENOIC ACID	17.05	950	JX
1F	AGD1 7	UNKNOWN HEXADECENOIC ACID	17.1	620	JX
1F	AGD1 8 57-10-	HEXADECANOIC ACID	17.17	1000	JXN
1F	AGD1 9	UNKNOWN ALIPHATIC	18	1100	JX
1F	AGD110 239-35-	BENZO[B]NAPHTHO[2,1-D]THIOPH	20.83	250	JXNZ
1F	AGD111 593-49-	HEPTACOSANE	21.98	350	BJXN
1F	AGD112	UNKNOWN	22.87	680	JX
1F	AGD113 630-03-	NONACOSANE	23.17	2000	BJXN
1F	AGD114 506-52-	1-HEXACOSANOL	23.27	520	JXN
1F	AGD115 192-97-	BENZO[E]PYRENE	24.03	1100	JXN
1F	AGD116 630-04-	HENTRIACONTANE	24.6	1500	JXN
1F	AGD117	UNKNOWN	26.3	310	JX
1F	AGD118 630-05-	TRITRIACONTANE	26.47	250	JXN
1F	AGD119	UNKNOWN ALIPHATIC	27.37	420	JX
1F	AGD120	UNKNOWN SITOSTEROL W/BENZO[G	28.08	1600	JXZ
1F	AGD121	UNKNOWN	29	270	JX
			Total:	25130	
		Sample Number: SD26-6			
1F	AHH1SD266	12			
1F	AHD1 1 123-42-	2-PENTANONE, 4-HYDROXY-4-MET	5.33	4200	BJXNA
1F	AHD1 2 57-15-	2-PROPANOL, 1,1,1-TRICHLORO-	7.13	210	BJXN
1F	AHD1 3 112-53-	1-DODECANOL	12.9	350	BJXN
1F	AHD1 4	UNKNOWN ALIPHATIC	14.92	120	JXB
1F	AHD1 5 629-78-	HEPTADECANE	14.95	110	JXN
1F	AHD1 6 57-10-	HEXADECANOIC ACID	17.15	100	JXN
1F	AHD1 7	UNKNOWN ALIPHATIC	18.02	110	JX
1F	AHD1 8	UNKNOWN	22.87	100	JX
1F	AHD1 9 630-03-	NONACOSANE	23.17	290	BJXN
1F	AHD110 506-52-	1-HEXACOSANOL	23.27	130	JXN
1F	AHD111 192-97-	BENZO[E]PYRENE	24.03	290	JXN
1F	AHD112 630-04-	HENTRIACONTANE	24.6	270	JXN
			Total:	6280	
		Sample Number: SD26-7			
1F	AIH1SD267	21			

1F	AID1 1 123-42-	2-PENTANONE, 4-HYDROXY-4-MET	5.3	4100	BJXNA
1F	AID1 2 57-15-	2-PROPANOL, 1,1,1-TRICHLORO-	7.13	170	BJXN
1F	AID1 3 112-53-	1-DODECANOL	12.9	480	BJXN
1F	AID1 4	UNKNOWN ALIPHATIC	14.93	210	JXB
1F	AID1 5	UNKNOWN HEXADECENOIC ACID	17.1	140	JX
1F	AID1 6 57-10-	HEXADECANOIC ACID	17.15	270	JXN
1F	AID1 7 661-19-	1-DOCOSANOL W/PENTACOSANE	20.83	97	JXNZ
1F	AID1 8 593-49-	HEPTACOSANE	22	230	BJXN
1F	AID1 9	UNKNOWN	22.87	250	JX
1F	AID110 630-03-	NONACOSANE	23.18	1100	BJXN
1F	AID111 506-52-	1-HEXACOSANOL	23.27	1100	JXN
1F	AID112 630-04-	HENTRIACONTANE	24.62	1300	JXN
1F	AID113	UNKNOWN	25.83	190	JX
1F	AID114 630-05-	TRITRIACONTANE	26.47	370	JXN
1F	AID115	UNKNOWN	27.35	210	JX
1F	AID116	UNKNOWN	27.55	340	JX
1F	AID117	UNKNOWN SITOSTEROL	28.1	760	JX
1F	AID118	UNKNOWN	28.43	130	JX
1F	AID119	UNKNOWN	28.58	170	JX
1F	AID120	UNKNOWN POLYTERPENE DERIVATI	28.87	240	JX
1F	AID121	UNKNOWN POLYTERPENE DERIVATI	28.97	270	JX
			Total:	12127	
		Sample Number: SD26-9			
1F	AJH1SD269	21			
1F	AJD1 1 123-42-	2-PENTANONE, 4-HYDROXY-4-MET	5.35	5100	BJXNA
1F	AJD1 2 57-15-	2-PROPANOL, 1,1,1-TRICHLORO-	7.13	270	BJXN
1F	AJD1 3 112-53-	1-DODECANOL	12.88	330	BJXN
1F	AJD1 4 74381-40-	PROPANOIC ACID, 2-METHYL-, 1	14.15	180	JXN
1F	AJD1 5	UNKNOWN HEXADECENOIC ACID	17.08	320	JX
1F	AJD1 6 57-10-	HEXADECANOIC ACID	17.15	250	JXN
1F	AJD1 7 593-49-	HEPTACOSANE	21.98	120	BJXN
1F	AJD1 8	UNKNOWN	22.87	150	JX
1F	AJD1 9 630-03-	NONACOSANE	23.17	380	BJXN
1F	AJD110 506-52-	1-HEXACOSANOL	23.27	260	JXN
1F	AJD111 192-97-	BENZO[E]PYRENE	24.03	170	JXN
1F	AJD112	UNKNOWN ALIPHATIC	24.12	110	JX
1F	AJD113 630-04-	HENTRIACONTANE	24.6	450	JXN
1F	AJD114	UNKNOWN	25.33	100	JX
1F	AJD115	UNKNOWN	25.82	100	JX
1F	AJD116 630-05-	TRITRIACONTANE	26.45	110	JXN
1F	AJD117	UNKNOWN	26.97	130	JX
1F	AJD118	UNKNOWN ALIPHATIC	27.37	280	JX
1F	AJD119	UNKNOWN SITOSTEROL	28.07	390	JX

1F	AJD120	UNKNOWN	28.55	91	JX
1F	AJD121	UNKNOWN POLYTERPENE DERIVATI	28.95	150	JX
			Total:	9441	
		Sample Number: SS26-10			
1F	AKH1SS2610	21			
1F	AKD1 1 123-42-	2-PENTANONE, 4-HYDROXY-4-MET	5.45	2500	BJXNA
1F	AKD1 2 112-53-	1-DODECANOL	12.9	400	BJXN
1F	AKD1 3 498-02-	ETHANONE, 1-(4-HYDROXY-3-MET	13.25	120	JXN
1F	AKD1 4	UNKNOWN ALIPHATIC	14.92	160	JXB
1F	AKD1 5	UNKNOWN HEXADECENOIC ACID	17.1	280	JX
1F	AKD1 6 57-10-	HEXADECANOIC ACID	17.15	380	JXN
1F	AKD1 7	UNKNOWN OCTADECENOIC ACID	18.52	240	JX
1F	AKD1 8 661-19-	1-DOCOSANOL	20.83	170	JXN
1F	AKD1 9 593-49-	HEPTACOSANE	22	160	JXN
1F	AKD110 506-51-	1-TETRACOSANOL	22.05	170	JXN
1F	AKD111	UNKNOWN ALIPHATIC ALDEHYDE W	22.88	520	JXZ
1F	AKD112 630-03-	NONACOSANE	23.18	1200	JXN
1F	AKD113 506-52-	1-HEXACOSANOL	23.28	1200	JXN
1F	AKD114 630-04-	HENTRIACONTANE	24.62	1300	JXN
1F	AKD115	UNKNOWN C28-ALCOHOL	24.77	200	JX
1F	AKD116	UNKNOWN POLYTERPENE DERIVATI	25.83	150	JX
1F	AKD117 630-05-	TRITRIACONTANE	26.48	440	JXN
1F	AKD118	UNKNOWN ALIPHATIC ALDEHYDE	26.73	120	JX
1F	AKD119	UNKNOWN POLYTERPENE DERIVATI	26.98	130	JX
1F	AKD120	UNKNOWN ALIPHATIC	27.38	120	JX
1F	AKD121	UNKNOWN SITOSTEROL W/BENZO[G	28.08	350	JXZ
			Total:	10310	
		Sample Number: SS26-10RN			
1F	ALH1SS2610RN	5			
1F	ALD1 1 123-42-	2-PENTANONE, 4-HYDROXY-4-MET	5.1	10	BJXNA
1F	ALD1 2	UNKNOWN C3-ALKYLBENZENE	6.33	2	JXB
1F	ALD1 3 872-50-	2-PYRROLIDINONE, 1-METHYL-	8.03	3	JXN
1F	ALD1 4 112-34-	ETHANOL, 2-(2-BUTOXYETHOXY)-	9.82	15	JXN
1F	ALD1 5 74381-40-	PROPANOIC ACID, 2-METHYL-, 1	14.17	3	JXN
			Total:	33	
		Sample Number: SS26-11			
1F	AMH1SS2611	21			
1F	AMD1 1 123-42-	2-PENTANONE, 4-HYDROXY-4-MET	5.45	4100	BJXNA
1F	AMD1 2 99-93-	ETHANONE, 1-(4-HYDROXYPHENYL	9.63	96	JXN
1F	AMD1 3	UNKNOWN ALIPHATIC ALCOHOL	9.88	110	JXB
1F	AMD1 4 112-53-	1-DODECANOL	12.88	290	BJXN
1F	AMD1 5 498-02-	ETHANONE, 1-(4-HYDROXY-3-MET	13.23	190	JXN
1F	AMD1 6 74381-40-	PROPANOIC ACID, 2-METHYL-, 1	14.15	110	JXN

1F	AMD1 7	UNKNOWN ALIPHATIC	14.92	250	JXB
1F	AMD1 8	UNKNOWN HEXADECENOIC ACID	17.08	96	JX
1F	AMD1 9 57-10-	HEXADECANOIC ACID	17.13	160	JXN
1F	AMD110 661-19-	1-DOCOSANOL	20.82	110	JXN
1F	AMD111 593-49-	HEPTACOSANE	21.98	170	JXN
1F	AMD112 506-51-	1-TETRACOSANOL	22.03	140	JXN
1F	AMD113	UNKNOWN ALIPHATIC ALDEHYDE	22.85	630	JX
1F	AMD114 630-03-	NONACOSANE	23.17	1000	JXN
1F	AMD115 506-52-	1-HEXACOSANOL	23.25	2100	JXN
1F	AMD116 630-04-	HENTRIACONTANE	24.6	1500	JXN
1F	AMD117	UNKNOWN C28-ALCOHOL	24.73	210	JX
1F	AMD118	UNKNOWN POLYTERPENE DERIVATI	25.78	140	JX
1F	AMD119 630-05-	TRITRIACONTANE	26.45	520	JXN
1F	AMD120	UNKNOWN C30-ALCOHOL	26.7	110	JX
1F	AMD121	UNKNOWN SITOSTEROL W/BENZO[G	28.05	390	JXZ
			Total:	12422	
		Sample Number: SS26-12			
1F	ANH1SS2612	21			
1F	AND1 1 123-42-	2-PENTANONE, 4-HYDROXY-4-MET	5.45	2000	BJXNA
1F	AND1 2 112-53-	1-DODECANOL	12.87	230	BJXN
1F	AND1 3 74381-40-	PROPANOIC ACID, 2-METHYL-, 1	14.13	120	JXN
1F	AND1 4	UNKNOWN ALIPHATIC	14.9	170	JXB
1F	AND1 5	UNKNOWN HEXADECENOIC ACID	17.08	190	JX
1F	AND1 6 57-10-	HEXADECANOIC ACID	17.13	300	JXN
1F	AND1 7	UNKNOWN OCTADECENOIC ACID	18.48	98	JX
1F	AND1 8	UNKNOWN ALIPHATIC AMIDE	20.12	110	JX
1F	AND1 9 661-19-	1-DOCOSANOL	20.82	120	JXN
1F	AND110 593-49-	HEPTACOSANE	21.98	100	JXN
1F	AND111 506-51-	1-TETRACOSANOL	22.03	140	JXN
1F	AND112 630-02-	OCTACOSANE	22.55	100	JXN
1F	AND113	UNKNOWN ALIPHATIC ALDEHYDE	22.85	530	JX
1F	AND114 630-03-	NONACOSANE	23.17	820	JXN
1F	AND115 506-52-	1-HEXACOSANOL	23.25	1300	JXN
1F	AND116 630-04-	HENTRIACONTANE	24.6	1200	JXN
1F	AND117	UNKNOWN C28-ALCOHOL	24.73	130	JX
1F	AND118 630-05-	TRITRIACONTANE	26.47	450	JXN
1F	AND119	UNKNOWN POLYTERPENE DERIVATI	26.97	110	JX
1F	AND120	UNKNOWN	27.32	130	JX
1F	AND121	UNKNOWN SITOSTEROL W/BENZO[G	28.05	230	JXZ
			Total:	8578	
		Sample Number: SS26-13			
1F	AOH1SS2613	21			
1F	AOD1 1 123-42-	2-PENTANONE, 4-HYDROXY-4-MET	5.45	2300	BJXNA

1F	AOD1 2	UNKNOWN ALIPHATIC ALCOHOL	9.88	97	JXB
1F	AOD1 3 112-53-	1-DODECANOL	12.88	170	BJXN
1F	AOD1 4 74381-40-	PROPANOIC ACID, 2-METHYL-, 1	14.15	120	JXN
1F	AOD1 5	UNKNOWN ALIPHATIC	14.75	110	JX
1F	AOD1 6	UNKNOWN ALIPHATIC	14.92	150	JXB
1F	AOD1 7 122-34-	1,3,5-TRIAZINE-2,4-DIAMINE,	15.58	120	JXN
1F	AOD1 8	UNKNOWN HEXADECENOIC ACID	17.08	110	JX
1F	AOD1 9 57-10-	HEXADECANOIC ACID	17.13	130	JXN
1F	AOD110 593-49-	HEPTACOSANE	21.98	120	JXN
1F	AOD111	UNKNOWN	22.12	87	JX
1F	AOD112	UNKNOWN	22.87	130	JX
1F	AOD113 630-03-	NONACOSANE	23.17	240	JXN
1F	AOD114 506-52-	1-HEXACOSANOL	23.25	97	JXN
1F	AOD115 630-04-	HENTRIACONTANE	24.6	220	JXN
1F	AOD116	UNKNOWN POLYTERPENE DERIVATI	25.82	73	JX
1F	AOD117	UNKNOWN POLYTERPENE DERIVATI	26.97	90	JX
1F	AOD118	UNKNOWN	27.32	140	JX
1F	AOD119	UNKNOWN SITOSTEROL	28.05	190	JX
1F	AOD120	UNKNOWN	28.3	130	JX
1F	AOD121	UNKNOWN	28.68	80	JX
			Total:	4904	
		Sample Number: SS26-14			
1F	APH1SS2614		12		
1F	APD1 1 123-42-	2-PENTANONE, 4-HYDROXY-4-MET	5.2	16000	BJXNA
1F	APD1 2 203-64-	4H-CYCLOPENTA[DEF]PHENANTHRE	17.38	740	JXN
1F	APD1 3	UNKNOWN BENZONAPHTHOFURAN	18.95	540	JX
1F	APD1 4 238-84-	11H-BENZO[A]FLUORENE	19.63	770	JXN
1F	APD1 5	UNKNOWN C18H12 PAH	21.55	570	JX
1F	APD1 6	UNKNOWN	22.87	520	JX
1F	APD1 7 630-03-	NONACOSANE	23.17	1400	JXN
1F	APD1 8 506-52-	1-HEXACOSANOL	23.25	1100	JXN
1F	APD1 9 192-97-	BENZO[E]PYRENE	24	1800	JXN
1F	APD110 198-55-	PERYLENE	24.32	820	JXN
1F	APD111 630-04-	HENTRIACONTANE	24.58	1700	JXN
1F	APD112 630-05-	TRITRIACONTANE	26.45	620	JXN
			Total:	26580	
		Sample Number: SS26-50			
1F	AQH1SS2650		21		
1F	AQD1 1 123-42-	2-PENTANONE, 4-HYDROXY-4-MET	5.42	4600	BJXNA
1F	AQD1 2 112-53-	1-DODECANOL	12.9	310	BJXN
1F	AQD1 3	UNKNOWN ALIPHATIC	14.93	190	JXB
1F	AQD1 4	UNKNOWN HEXADECENOIC ACID	17.1	220	JX
1F	AQD1 5 57-10-	HEXADECANOIC ACID	17.17	300	JXN

1F	AQD1 6	UNKNOWN OCTADECENOIC ACID	18.52	210	JX
1F	AQD1 7	UNKNOWN ALIPHATIC AMIDE	20.13	120	JX
1F	AQD1 8 661-19-	1-DOCOSANOL	20.83	140	JXN
1F	AQD1 9 593-49-	HEPTACOSANE	22	170	JXN
1F	AQD110 506-51-	1-TETRACOSANOL	22.05	170	JXN
1F	AQD111	UNKNOWN ALIPHATIC ALDEHYDE W	22.88	570	JXZ
1F	AQD112 630-03-	NONACOSANE	23.2	1100	JXN
1F	AQD113 506-52-	1-HEXACOSANOL	23.28	1100	JXN
1F	AQD114 638-68-	TRIACONTANE	23.87	110	JXN
1F	AQD115 630-04-	HENTRIACONTANE	24.63	1400	JXN
1F	AQD116	UNKNOWN C28-ALCOHOL	24.77	170	JX
1F	AQD117	UNKNOWN POLYTERPENE DERIVATI	25.83	160	JX
1F	AQD118 630-05-	TRITRIACONTANE	26.48	420	JXN
1F	AQD119	UNKNOWN POLYTERPENE DERIVATI	27	140	JX
1F	AQD120	UNKNOWN	27.35	170	JX
1F	AQD121	UNKNOWN SITOSTEROL W/BENZO[G	28.08	390	JXZ
			Total:	12160	
		Sample Number: SS26-9			
1F	ARH1SS269	15			
1F	ARD1 1 123-42-	2-PENTANONE, 4-HYDROXY-4-MET	5.42	2400	BJXNA
1F	ARD1 2 112-53-	1-DODECANOL	12.9	190	BJXN
1F	ARD1 3 74381-40-	PROPANOIC ACID, 2-METHYL-, 1	14.17	100	JXN
1F	ARD1 4	UNKNOWN ALIPHATIC	14.93	150	JXB
1F	ARD1 5	UNKNOWN HEXADECENOIC ACID	17.1	120	JX
1F	ARD1 6 57-10-	HEXADECANOIC ACID	17.15	190	JXN
1F	ARD1 7 661-19-	1-DOCOSANOL W/PENTACOSANE	20.83	82	JXNZ
1F	ARD1 8 593-49-	HEPTACOSANE	22	170	JXN
1F	ARD1 9	UNKNOWN ALKANE	22.58	90	JX
1F	ARD110	UNKNOWN ALIPHATIC ALDEHYDE	22.88	310	JX
1F	ARD111 630-03-	NONACOSANE	23.18	510	JXN
1F	ARD112 506-52-	1-HEXACOSANOL	23.28	520	JXN
1F	ARD113 630-04-	HENTRIACONTANE	24.62	560	JXN
1F	ARD114 630-05-	TRITRIACONTANE	26.48	170	JXN
1F	ARD115	UNKNOWN SITOSTEROL W/BENZO[G	28.07	130	JXZ
			Total:	5692	
		Sample Number: LAB BLANK			
1F	ASH1SBLKM3	6			
1F	ASD1 1 123-42-	2-PENTANONE, 4-HYDROXY-4-MET	4.33	5100	JXNA
1F	ASD1 2 57-15-	2-PROPANOL, 1,1,1-TRICHLORO-	6.03	87	JXN
1F	ASD1 3 112-53-	1-DODECANOL	11.77	170	JXN
1F	ASD1 4	UNKNOWN ALIPHATIC	13.72	67	JX
1F	ASD1 5	UNKNOWN	20.05	160	JX
1F	ASD1 6	UNKNOWN PROPANOATE	27.47	2400	JX


		Sample Number: LAB BLANK			
1F	ATH1SBLKM5	5			
1F	ATD1 1 123-42-	2-PENTANONE, 4-HYDROXY-4-MET	5.48	1700	JXNA
1F	ATD1 2	UNKNOWN ALIPHATIC ALCOHOL	9.92	120	JX
1F	ATD1 3 112-53-	1-DODECANOL	12.9	280	JXN
1F	ATD1 4	UNKNOWN ALIPHATIC	14.93	83	JX
1F	ATD1 5	UNKNOWN	24.15	67	JX
		Sample Number: LAB BLANK			
1F	AUH1SBLKL1	2			
1F	AUD1 1 123-42-	2-PENTANONE, 4-HYDROXY-4-MET	5.07	27	JNXA
1F	AUD1 2	UNKNOWN C3-ALKYLBENZENE	6.33	4	JX
		Sample Number: LAB BLANK			
1F	AVH1SBLKM6	12			
1F	AVD1 1 123-42-	2-PENTANONE, 4-HYDROXY-4-MET	5.38	1600	JXNA
1F	AVD1 2 57-15-	2-PROPANOL, 1,1,1-TRICHLORO-	7.17	110	JXNZ
1F	AVD1 3 112-53-	1-DODECANOL	12.92	280	JXN
1F	AVD1 4	UNKNOWN ALIPHATIC	14.93	93	JX
1F	AVD1 5 629-97-	DOCOSANE	18.88	180	JXN
1F	AVD1 6 638-67-	TRICOSANE	19.55	240	JXN
1F	AVD1 7 646-31-	TETRACOSANE	20.2	250	JXN
1F	AVD1 8 629-99-	PENTACOSANE	20.83	200	JXN
1F	AVD1 9 630-01-	HEXACOSANE	21.43	150	JXN
1F	AVD110 593-49-	HEPTACOSANE	22	110	JXN
1F	AVD111 630-02-	OCTACOSANE	22.58	70	JXN
1F	AVD112 630-03-	NONACOSANE	23.2	97	JXN

C

C

C

		Sample Number: DIWAT			
1F	AAH1DIWAT	1			
1F	AAD1 1 123-42-	2-PENTANONE, 4-HYDROXY-4-MET	5.1	11	BJXNA
		Sample Number: MSB			
1F	ABH1MSB	0			
		Sample Number: LAB BLANK			
1F	ACH1SBLKL1	2			
1F	ACD1 1 123-42-	2-PENTANONE, 4-HYDROXY-4-MET	5.07	27	JXNA
1F	ACD1 2	UNKNOWN C3-ALKYLBENZENE	6.33	4	JX



		Sample Number: LAB BLANK		
1F	AAH1SBLK2L	0		
		Sample Number: SW25-7		
1F	ABH1SW25-7	1		
1F	ABD1 1	Unknown aliphatic compound	7.597	4 J
		Sample Number: SW25-8		
1F	ACH1SW25-8	2		
1F	ACD1 1	Unknown aliphatic compound	6.212	4 J
1F	ACD1 2	Unknown aliphatic compound	7.589	3 J
			Total:	7
		Sample Number: SW25-9		
1F	ADH1SW25-9	0		
		Sample Number: SW25-1		
1F	AEH1SW251	20		
1F	AED1 1	Unknown aliphatic acid	6.706	4 J
1F	AED1 2	Unknown aliphatic acid	6.804	3 J
1F	AED1 3	Unknown	7.357	2 J
1F	AED1 4	Unknown dimethylbenzoic acid	7.495	4 J
1F	AED1 5	Unknown	7.554	4 J
1F	AED1 6	Unknown aliphatic acid	7.594	5 J
1F	AED1 7	Unknown	7.643	4 J
1F	AED1 8	Unknown	7.802	4 J
1F	AED1 9	Unknown dimethylbenzoic acid	7.96	3 J
1F	AED110	Unknown	8.613	3 J
1F	AED111	Unknown polycyclic compound	9.365	3 J
1F	AED112	Unknown	9.85	3 J
1F	AED113	Unknown naphthalenecarboxyli	10.553	9 J
1F	AED114	Unknown naphthalenecarboxyli	10.663	5 J
1F	AED115	Unknown	10.752	3 J
1F	AED116	Unknown	10.772	3 J
1F	AED117	Unknown aliphatic compound	10.89	3 J
1F	AED118544-63-8	Tetradecanoic acid	10.999	3 NJ
1F	AED11957-10-3	Hexadecanoic acid	12.653	6 NJ
1F	AED120	Unknown	18.291	3 J
			Total:	77
		Sample Number: SW25-10		
1F	AFH1SW2510	1		
1F	AFD1 1	Unknown aliphatic compound	7.587	4 J
		Sample Number: SW25-15		
1F	AGH1SW2515	1		
1F	AGD1 1	Unknown aliphatic compound	7.586	3 J
		Sample Number: SW25-2		
1F	AHH1SW252	4		

1F	AHD1 1	Unknown aliphatic acid	7.584	2 J
1F	AHD1 257-10-3	Hexadecanoic acid	12.648	3 NJ
1F	AHD1 3	Unknown aliphatic aldehyde	18.576	17 J
1F	AHD1 4	Unknown aliphatic alcohol	18.951	8 J
			Total:	30
		Sample Number: SW25-4		
1F	AIH1SW254		4	
1F	AID1 1	Unknown aliphatic acid	7.588	5 J
1F	AID1 2	Unknown	18.574	3 J
1F	AID1 3	Unknown alkane	18.889	3 J
1F	AID1 4	Unknown alkane	19.973	6 J
			Total:	17
		Sample Number: SW25-5		
1F	AJH1SW255		2	
1F	AJD1 1	Unknown aliphatic compound	7.587	4 J
1F	AJD1 2	Unknown aliphatic compound	9.633	8 J
			Total:	12
		Sample Number: SW25-6		
1F	AKH1SW256		1	
1F	AKD1 1	Unknown aliphatic compound	7.576	2 J

Sample Number: SB25-10-00					
1F	AAH110-00		21		
1F	AAD1 1	123-42-2-PENTANONE, 4-HYDROXY-4-MET	5.28	2700	BJXNA
1F	AAD1 2	112-53-1-DODECANOL	12.9	290	BJXN
1F	AAD1 3	143-07-DODECANOIC ACID	13.72	200	BJXN
1F	AAD1 4	UNKNOWN ALIPHATIC	14.92	470	JX
1F	AAD1 5	UNKNOWN HEXADECENOIC ACID	17.1	460	JX
1F	AAD1 6	57-10-HEXADECANOIC ACID	17.15	410	JXN
1F	AAD1 7	UNKNOWN ALIPHATIC AMIDE	20.13	480	JX
1F	AAD1 8	629-99-PENTACOSANE W/1-DOCOSANOL	20.83	200	BJXNZ
1F	AAD1 9	593-49-HEPTACOSANE	22	250	BJXN
1F	AAD110	506-51-1-TETRACOSANOL	22.05	230	JXN
1F	AAD111	630-02-OCTACOSANE	22.57	110	BJXN
1F	AAD112	UNKNOWN ALKANAL W/UNKNOWN	22.88	470	JXZ
1F	AAD113	630-03-NONACOSANE	23.18	1000	JXN
1F	AAD114	506-52-1-HEXACOSANOL	23.27	770	JXN
1F	AAD115	638-68-TRIACONTANE	23.85	110	JXN
1F	AAD116	630-04-HENTRIACONTANE	24.62	1600	JXN
1F	AAD117	UNKNOWN	24.77	120	JX
1F	AAD118	630-05-TRITRIACONTANE	26.47	470	JXN
1F	AAD119	UNKNOWN ERGOSTENOL	26.98	190	JX
1F	AAD120	UNKNOWN	27.33	120	JX
1F	AAD121	UNKNOWN	28.43	180	JX
			Total:	10830	
Sample Number: SB25-10-01					
1F	ABH110-01		17		
1F	ABD1 1	123-42-2-PENTANONE, 4-HYDROXY-4-MET	5.4	3300	BJXNA
1F	ABD1 2	112-53-1-DODECANOL	12.9	340	BJXN
1F	ABD1 3	143-07-DODECANOIC ACID	13.72	120	BJXN
1F	ABD1 4 74	381-40-PROPANOIC ACID, 2-METHYL-, 1	14.17	110	JXN
1F	ABD1 5	UNKNOWN ALIPHATIC	14.92	150	JX
1F	ABD1 6	UNKNOWN HEXADECENOIC ACID	17.08	100	JX
1F	ABD1 7	57-10-HEXADECANOIC ACID	17.15	160	JXN
1F	ABD1 8	UNKNOWN ALIPHATIC	18.25	130	JX
1F	ABD1 9	UNKNOWN	18.77	160	JX
1F	ABD110	UNKNOWN ALIPHATIC AMIDE	20.13	210	JX
1F	ABD111	629-99-PENTACOSANE W/1-DOCOSANOL	20.83	76	BJXNZ
1F	ABD112	506-51-1-TETRACOSANOL	22.03	94	JXN
1F	ABD113	UNKNOWN	22.88	170	JX
1F	ABD114	630-03-NONACOSANE	23.18	140	JXN
1F	ABD115	506-52-1-HEXACOSANOL	23.27	130	JXN
1F	ABD116	630-04-HENTRIACONTANE	24.62	210	JXN
1F	ABD117	UNKNOWN	27.37	91	JX

			Total:	5691	
		Sample Number: SB25-10-02			
1F	ACH110-02	21			
1F	ACD1 1	123-42-2-PENTANONE, 4-HYDROXY-4-MET	5.35	1700	BJXNA
1F	ACD1 2	112-53-1-DODECANOL	12.9	310	BJXN
1F	ACD1 3	143-07-DODECANOIC ACID	13.72	84	BJXN
1F	ACD1 4 74	381-40-PROPANOIC ACID, 2-METHYL-, 1	14.17	88	JXN
1F	ACD1 5	UNKNOWN ALIPHATIC	14.3	110	JX
1F	ACD1 6	UNKNOWN	15.23	300	JX
1F	ACD1 7	57-10-HEXADECANOIC ACID	17.15	99	JXN
1F	ACD1 8	112-92-1-OCTADECANOL	18.1	140	JXN
1F	ACD1 9	UNKNOWN ALIPHATIC	18.27	150	JX
1F	ACD110	UNKNOWN	18.8	120	JX
1F	ACD111	629-97-DOCOSANE	18.87	84	BJXN
1F	ACD112	646-31-TETRACOSANE	20.2	120	BJXN
1F	ACD113	629-99-PENTACOSANE	20.83	170	BJXN
1F	ACD114	630-01-HEXACOSANE	21.43	140	BJXN
1F	ACD115	593-49-HEPTACOSANE	22	160	BJXN
1F	ACD116	630-02-OCTACOSANE	22.58	150	BJXN
1F	ACD117	UNKNOWN	22.88	160	JX
1F	ACD118	630-03-NONACOSANE	23.2	210	JXN
1F	ACD119	638-68-TRIACONTANE	23.87	120	JXN
1F	ACD120	630-04-HENTRIACONTANE	24.63	150	JXN
1F	ACD121	57-88-CHOLESTEROL	25.83	370	JXN
			Total:	4935	
		Sample Number: SB25-7-00			
1F	ADH17-00	13			
1F	ADD1 1	123-42-2-PENTANONE, 4-HYDROXY-4-MET	4.9	2200	BJXNA
1F	ADD1 2	57-15-2-PROPANOL, 1,1,1-TRICHLORO-	6.65	80	BJXN
1F	ADD1 3	112-53-1-DODECANOL	12.37	280	BJXN
1F	ADD1 4 74	381-40-PROPANOIC AID, 2-METHYL-, 1,	13.6	160	JXN
1F	ADD1 5	UNKNOWN ALIPHATIC	14.37	160	JX
1F	ADD1 6	UNKNOWN HEXADECENOIC ACID	16.52	140	JX
1F	ADD1 7	57-10-HEXADECANOIC ACID	16.58	230	JXN
1F	ADD1 8	661-19-1-DOCOSANOL	20.23	460	JXN
1F	ADD1 9	UNKNOWN	20.72	80	JX
1F	ADD110	506-51-1-TETRACOSANOL	21.45	640	JXN
1F	ADD111	630-03-NONACOSANE	22.5	88	JXN
1F	ADD112	506-52-1-HEXACOSANOL	22.58	130	JXN
1F	ADD113	630-04-HENTRIACONTANE	23.72	120	JXN
			Total:	4768	
		Sample Number: SB25-7-03			
1F	AEH17-03	6			

1F	AED1 1	123-42-2-PENTANONE, 4-HYDROXY-4-MET	4.92	1900	BJXNA
1F	AED1 2	57-15-2-PROPANOL, 1,1,1-TRICHLORO-	6.65	85	BJXN
1F	AED1 3	112-53-1-DODECANOL	12.37	310	BJXN
1F	AED1 4 74	381-40-PROPANOIC ACID, 2-METHYL-, 1	13.6	200	JXN
1F	AED1 5	UNKNOWN ALIPHATIC	14.37	220	JX
1F	AED1 6	UNKNOWN	20.73	89	JX
			Total:	2804	
		Sample Number: SB25-7-04			
1F	AFH17-04	5			
1F	AFD1 1	123-42-2-PENTANONE, 4-HYDROXY-4-MET	4.9	1900	BJXNA
1F	AFD1 2	57-15-2-PROPANOL, 1,1,1-TRICHLORO-	6.63	120	BJXN
1F	AFD1 3	112-53-1-DODECANOL	12.35	280	BJXN
1F	AFD1 4 74	381-40-PROPANOIC ACID, 2-METHYL-, 1	13.58	200	JXN
1F	AFD1 5	UNKNOWN ALIPHATIC	14.35	190	JX
			Total:	2690	
		Sample Number: SB25-7-10			
1F	AGH17-10	14			
1F	AGD1 1	123-42-2-PENTANONE, 4-HYDROXY-4-MET	4.88	2700	BJXNA
1F	AGD1 2	UNKNOWN ALIPHATIC	5.63	92	JX
1F	AGD1 3	112-53-1-DODECANOL	12.33	280	BJXN
1F	AGD1 4 74	381-40-PROPANOIC ACID, 2-METHYL-, 1	13.58	230	JXN
1F	AGD1 5	UNKNOWN ALIPHATIC	14.35	200	JX
1F	AGD1 6	UNKNOWN HEXADECENOIC ACID	16.5	200	JX
1F	AGD1 7	57-10-HEXADECANOIC ACID	16.57	290	JXN
1F	AGD1 8	UNKNOWN	17.9	150	JX
1F	AGD1 9	661-19-1-DOCOSANOL	20.22	540	JXN
1F	AGD110	506-51-1-TETRACOSANOL	21.42	730	JXN
1F	AGD111	UNKNOWN	22.2	290	JX
1F	AGD112	630-03-NONACOSANE	22.48	350	JXN
1F	AGD113	506-52-1-HEXACOSANOL	22.55	440	JXN
1F	AGD114	630-04-HENTRACONTANE	23.68	430	JXN
			Total:	6922	
		Sample Number: SB25-7-00RNS			
1F	AHH1700RNS	2			
1F	AHD1 1	123-42-2-PENTANONE, 4-HYDROXY-4-MET	4.7	4	BJXNA
1F	AHD1 2 74	381-40-PROPANOIC ACID, 2-METHYL-, 1	13.63	3	JXN
			Total:	7	
		Sample Number: SB25-8-00			
1F	AIH18-00	21			
1F	AID1 1	123-42-2-PENTANONE, 4-HYDROXY-4-MET	4.32	4000	BJXNA
1F	AID1 2	112-53-1-DODECANOL	11.72	360	BJXN
1F	AID1 3	143-07-DODECANOIC ACID	12.57	440	BJXN
1F	AID1 4	UNKNOWN ALIPHATIC	13.72	320	JX

1F	AID1 5	UNKNOWN HEXADECENOIC ACID	15.87	800	JX
1F	AID1 6	57-10-HEXADECANOIC ACID	15.92	450	JXN
1F	AID1 7	661-19-1-DOCOSANOL	19.55	390	JXN
1F	AID1 8	506-51-1-TETRACOSANOL	20.75	430	JXN
1F	AID1 9	UNKNOWN ALIPHATIC ALDEHYDE W	21.53	760	JXZ
1F	AID110	630-03-NONACOSANE	21.82	1100	JXN
1F	AID111	506-52-1-HEXACOSANOL	21.87	2000	JXN
1F	AID112	630-04-HENTRIACONTANE	22.88	1300	JXN
1F	AID113	UNKNOWN ALIPHATIC	23.37	280	JX
1F	AID114	UNKNOWN POLYTERPENE DERIVATI	23.58	270	JX
1F	AID115	630-05-TRITRIACONTANE	24.22	340	JXN
1F	AID116	UNKNOWN POLYTERPENE DERIVATI	24.38	400	JX
1F	AID117	UNKNOWN POLYTERPENE DERIVATI	24.63	260	JX
1F	AID118	UNKNOWN SITOSTEROL	25.13	540	JX
1F	AID119	UNKNOWN POLYTERPENE DERIVATI	26.52	330	JX
1F	AID120	UNKNOWN PROPANOATE	27.48	3100	JX
1F	AID121	UNKNOWN	28.03	270	JX
			Total:	18140	
		Sample Number: SB25-8-01			
1F	AJH18-01	21			
1F	AJD1 1	123-42-2-PENTANONE, 4-HYDROXY-4-MET	4.35	5100	BJXNA
1F	AJD1 2	57-15-2-PROPANOL, 1,1,1-TRICHLORO-	6.02	160	BJXN
1F	AJD1 3	112-53-1-DODECANOL	11.75	250	BJXN
1F	AJD1 4	143-07-DODECANOIC ACID	12.58	230	BJXN
1F	AJD1 5 74	381-40-PROPANOIC ACID, 2-METHYL-, 1	12.95	260	JXN
1F	AJD1 6	UNKNOWN ALIPHATIC	13.75	170	JX
1F	AJD1 7	UNKNOWN HEXADECENOIC ACID	15.88	150	JX
1F	AJD1 8	57-10-HEXADECANOIC ACID	15.93	240	JXN
1F	AJD1 9	661-19-1-DOCOSANOL	19.57	160	JXN
1F	AJD110	506-51-1-TETRACOSANOL	20.77	310	JXN
1F	AJD111	UNKNOWN	21.55	270	JX
1F	AJD112	630-03-NONACOSANE	21.83	190	JXN
1F	AJD113	506-52-1-HEXACOSANOL	21.88	280	JXN
1F	AJD114	UNKNOWN	22.7	140	JX
1F	AJD115	630-04-HENTRIACONTANE	22.9	170	JXN
1F	AJD116	UNKNOWN	25.13	110	JX
1F	AJD117	UNKNOWN POLYTERPENE DERIVATI	26.57	120	JX
1F	AJD118	UNKNOWN POLYTERPENE DERIVATI	27.07	110	JX
1F	AJD119	UNKNOWN PROPANOATE	27.5	3800	JX
1F	AJD120	UNKNOWN	28.03	79	JX
1F	AJD121	UNKNOWN	28.35	87	JX
			Total:	12386	
		Sample Number: SB25-8-02			

1F	AKH18-02	8			
1F	AKD1 1	123-42-2-PENTANONE, 4-HYDROXY-4-MET	4.35	2500	BJXNA
1F	AKD1 2	57-15-2-PROPANOL, 1,1,1-TRICHLORO-	6.02	130	BJXN
1F	AKD1 3	112-53-1-DODECANOL	11.77	160	BJXN
1F	AKD1 4 74	381-40-PROPANOIC ACID, 2-METHYL-, 1	12.97	220	JXN
1F	AKD1 5	UNKNOWN ALIPHATIC	13.75	150	JX
1F	AKD1 6	57-10-HEXADECANOIC ACID	15.95	80	JXN
1F	AKD1 7	UNKNOWN	21.55	140	JX
1F	AKD1 8	UNKNOWN PROPANOATE	27.52	4500	JX
			Total:	7880	
		Sample Number: SB25-9-00			
1F	ALH19-00	21			
1F	ALD1 1	123-42-2-PENTANONE, 4-HYDROXY-4-MET	4.32	2700	BJXNA
1F	ALD1 2	112-53-1-DODECANOL	11.73	300	BJXN
1F	ALD1 3	143-07-DODECANOIC ACID	12.58	280	BJXN
1F	ALD1 4	UNKNOWN ALIPHATIC	13.73	350	JX
1F	ALD1 5	UNKNOWN HEXADECENOIC ACID	15.87	600	JX
1F	ALD1 6	57-10-HEXADECANOIC ACID	15.93	470	JXN
1F	ALD1 7	UNKNOWN ALIPHATIC AMIDE	18.83	290	JX
1F	ALD1 8	661-19-1-DOCOSANOL	19.57	370	JXN
1F	ALD1 9 23	470-00-HEXADECANOIC ACID, 2-HYDROX	19.73	220	JXN
1F	ALD110	506-51-1-TETRACOSANOL	20.75	630	JXN
1F	ALD111	UNKNOWN ALIPHATIC ALDEHYDE W	21.53	520	JXZ
1F	ALD112	630-03-NONACOSANE	21.83	790	JXN
1F	ALD113	506-52-1-HEXACOSANOL	21.88	980	JXN
1F	ALD114	630-04-HENTRIACONTANE	22.9	1400	JXN
1F	ALD115	630-05-TRITRIACONTANE	24.22	470	JXN
1F	ALD116	UNKNOWN POLYTERPENE DERIVATI	24.4	310	JX
1F	ALD117	UNKNOWN SITOSTEROL	25.13	520	JX
1F	ALD118	UNKNOWN	26	500	JX
1F	ALD119	UNKNOWN POLYTERPENE DERIVATI	26.52	280	JX
1F	ALD120	UNKNOWN	26.9	450	JX
1F	ALD121	UNKNOWN PROPANOATE	27.48	3400	JX
			Total:	15830	
		Sample Number: SB25-9-01			
1F	AMH19-01	21			
1F	AMD1 1	123-42-2-PENTANONE, 4-HYDROXY-4-MET	4.33	2700	BJXNA
1F	AMD1 2	57-15-2-PROPANOL, 1,1,1-TRICHLORO-	6.02	140	BJXN
1F	AMD1 3	112-53-1-DODECANOL	11.75	240	BJXN
1F	AMD1 4	143-07-DODECANOIC ACID	12.58	140	BJXN
1F	AMD1 5 74	381-40-PROPANOIC ACID, 2-METHYL-, 1	12.95	180	JXN
1F	AMD1 6	UNKNOWN ALIPHATIC	13.75	200	JX
1F	AMD1 7	UNKNOWN HEXADECENOIC ACID	15.88	280	JX

1F	AMD1 8	57-10-HEXADECANOIC ACID	15.93	340	JXN
1F	AMD1 9	UNKNOWN	16.9	140	JX
1F	AMD110	661-19-1-DOCOSANOL	19.57	230	JXN
1F	AMD111	506-51-1-TETRACOSANOL	20.77	510	JXN
1F	AMD112	UNKNOWN ALIPHATIC ALDEHYDE W	21.55	250	JXZ
1F	AMD113	630-03-NONACOSANE	21.83	220	JXN
1F	AMD114	506-52-1-HEXACOSANOL	21.88	540	JXN
1F	AMD115	UNKNOWN	22.7	150	JX
1F	AMD116	630-04-HENTRACONTANE	22.9	340	JXN
1F	AMD117	UNKNOWN POLYTERPENE DERIVATI	23.6	690	JX
1F	AMD118	630-05-TRITRIACONTANE	24.22	130	JXN
1F	AMD119	UNKNOWN POLYTERPENE DERIVATI	24.4	140	JX
1F	AMD120	UNKNOWN SITOSTEROL	25.15	150	JX
1F	AMD121	UNKNOWN PROPANOATE	27.52	3500	JX
			Total:	11210	
		Sample Number: SB25-9-02			
1F	ANH19-02	10			
1F	AND1 1	123-42-2-PENTANONE, 4-HYDROXY-4-MET	5.28	2300	BJXNA
1F	AND1 2	112-53-1-DODECANOL	12.9	230	BJXN
1F	AND1 3 74	381-40-PROPNAOIC ACID, 2-METHYL-, 1	14.17	200	JXN
1F	AND1 4	UNKNOWN ALIPHATIC	18.25	130	JX
1F	AND1 5	UNKNOWN ALIPHATIC	18.8	110	JX
1F	AND1 6	506-51-1-TETRACOSANOL	22.05	170	JNXZ
1F	AND1 7	UNKNOWN	22.88	190	JX
1F	AND1 8	506-52-1-HEXACOSANOL	23.28	120	JNX
1F	AND1 9	UNKNOWN ALIPHATIC	24.55	230	JX
1F	AND110	UNKNOWN	28.42	87	JX
			Total:	3767	
		Sample Number: MSB			
1F	AOH1MSB	0			
		Sample Number: SD25-1			
1F	APH1SD251	21			
1F	APD1 1	123-42-2-PENTANONE, 4-HYDROXY-4-MET	5.15	19000	BJXNA
1F	APD1 2	UNKNOWN ALIPHATIC W/SSTD.	14.93	1400	JXZ
1F	APD1 3	UNKNOWN HEXADECENOIC ACID	17.05	830	JX
1F	APD1 4	832-71-PHENANTHRENE, 3-METHYL-	17.17	2100	JXN
1F	APD1 5 2	531-84-PHENANTHRENE, 2-METHYL-	17.23	1000	JXN
1F	APD1 6	203-64-4H-CYCLOPENTA[DEF]PHENANTH	17.42	1500	JXNZ
1F	APD1 7	832-69-PHENANTHRENE, 1-METHYL-	17.45	1100	JXN
1F	APD1 8	UNKNOWN ALIPHATIC	18.53	1400	JX
1F	APD1 9	UNKNOWN BENZOFLUORENE	19.47	1100	JX
1F	APD110	238-84-11H-BENZO[A]FLUORENE	19.68	2000	JXN
1F	APD111	UNKNOWN C17H12 PAH	19.88	1500	JX


1F	APD112	UNKNOWN C17H12 PAH	20.07	1200	JX
1F	APD113	UNKNOWN C17H12 PAH	20.13	1100	JX
1F	APD114	UNKNOWN BENZANTHRACENONE	20.7	1200	JX
1F	APD115	239-35-BENZO[B]NAPHTHO[2,1-D]THIOPH	20.9	900	JXN
1F	APD116	195-19-BENZO[C]PHENANTHRENE W/BEN	20.93	1000	JXNZ
1F	APD117	UNKNOWN C19H14 PAH	22.13	1200	JX
1F	APD118	UNKNOWN C19H14 PAH	22.4	690	JX
1F	APD119	UNKNOWN CHOLESTENE DERIVATIV	23.95	880	JX
1F	APD120	192-97-BENZO[E]PYRENE	24.1	3500	JXN
1F	APD121	198-55-PERYLENE	24.4	920	JXN
			Total:	45520	
		Sample Number: SD25-10			
1F	AQH1SD2510		14		
1F	AQD1 1	123-42-2-PENTANONE, 4-HYDROXY-4-MET	5.33	5300	BJXNA
1F	AQD1 2	112-53-1-DODECANOL	12.93	320	BJXN
1F	AQD1 3 74	381-40-PROPANOIC ACID, 2-METHYL-, 1	14.15	230	JXN
1F	AQD1 4	57-10-HEXADECANOIC ACID	17.17	210	JXN
1F	AQD1 5	UNKNOWN ALIPHATIC	18.52	100	JX
1F	AQD1 6	UNKNOWN ALIPHATIC	19.03	210	JX
1F	AQD1 7	629-99-PENTACOSANE W/UNKNOWN	20.8	210	BJXNZ
1F	AQD1 8	593-49-HEPTACOSANE	22	180	BJXN
1F	AQD1 9	UNKNOWN	22.38	200	JX
1F	AQD110	UNKNOWN	22.88	230	JX
1F	AQD111	630-03-NONACOSANE	23.18	880	BJXN
1F	AQD112	506-52-1-HEXACOSANOL	23.35	190	JXN
1F	AQD113	UNKNOWN	24.15	250	JX
1F	AQD114	630-04-HENTRIACONTANE	24.63	610	JXN
			Total:	9120	
		Sample Number: SD25-15			
1F	ARH1SD2515		19		
1F	ARD1 1	123-42-2-PENTANONE, 4-HYDROXY-4-MET	5.08	40000	BJXNA
1F	ARD1 2	UNKNOWN	15.23	5800	JX
1F	ARD1 3	57-10-HEXADECANOIC ACID	17.18	1800	JXN
1F	ARD1 4	UNKNOWN HEXADECANOATE	18.82	18000	JX
1F	ARD1 5	629-97-DOCOSANE	18.88	1900	JXN
1F	ARD1 6	638-67-TRICOSANE	19.57	3000	JXN
1F	ARD1 7	UNKNOWN OCADECANOATE	19.88	2600	JX
1F	ARD1 8	UNKNOWN OCADECANOATE	20.17	24000	JX
1F	ARD1 9	646-31-TETRACOSANE	20.22	5300	JXN
1F	ARD110	629-99-PENTACOSANE	20.83	6600	JXN
1F	ARD111	630-01-HEXACOSANE	21.43	11000	JXN
1F	ARD112	593-49-HEPTACOSANE	22.02	8700	JXN
1F	ARD113	630-02-OCATCOSANE	22.58	7400	JXN

1F	ARD114	UNKNOWN	22.9	2600	JX
1F	ARD115	630-03-NONACOSANE	23.2	11000	JXN
1F	ARD116	638-68-TRIACONTANE	23.88	6600	JXN
1F	ARD117	192-97-BENZO[E]PYRENE	24.1	2000	JXN
1F	ARD118	630-04-HENTRIACONTANE	24.65	4000	JXN
1F	ARD119	544-85-DOTRIACONTANE	25.52	2100	JXN
			Total:	164400	
		Sample Number: SD25-2			
1F	ASH1SD252	21			
1F	ASD1 1	123-42-2-PENTANONE, 4-HYDROXY-4-MET	5.25	3900	BJXNA
1F	ASD1 2	112-53-1-DODECANOL	12.68	250	BJXN
1F	ASD1 3	UNKNOWN ALIPHATIC	14.72	320	JX
1F	ASD1 4	832-71-PHENANTHRENE, 3-METHYL-	16.92	280	JXN
1F	ASD1 5 2	531-84-PHENANTHRENE, 2-METHYL-	16.97	280	JXN
1F	ASD1 6	203-64-4H-CYCLOPENTA[DEF]PHENANTH	17.15	320	JXNZ
1F	ASD1 7	UNKNOWN BENZOFLUORENE	19.18	210	JX
1F	ASD1 8	238-84-11H-BENZO[A]FLUORENE	19.4	410	JXN
1F	ASD1 9	UNKNOWN C17H12 PAH	19.6	300	JX
1F	ASD110	UNKNOWN C17H12 PAH	19.8	210	JX
1F	ASD111	UNKNOWN C17H12 PAH	19.85	220	JX
1F	ASD112	UNKNOWN BENZANTHRACENONE	20.42	230	JX
1F	ASD113	239-35-BENZO[B]NAPHTHO[2,1-D]THIOPH	20.62	260	JXN
1F	ASD114	195-19-BENZO[C]PHENANTHRENE	20.67	200	JXN
1F	ASD115	UNKNOWN BENZANTHRACENONE	20.82	190	JX
1F	ASD116	UNKNOWN C19H14 PAH	21.85	250	JX
1F	ASD117	630-03-NONACOSANE	22.92	260	BJXN
1F	ASD118	192-97-BENZO[E]PYRENE	23.72	570	JXN
1F	ASD119	198-55-PERYLENE	24	200	JXN
1F	ASD120	630-04-HENTRIACONTANE	24.27	510	JXN
1F	ASD121	630-05-TRITRIACONTANE	26.02	190	JXN
			Total:	9560	
		Sample Number: SD25-4			
1F	ATH1SD254	16			
1F	ATD1 1	123-42-2-PENTANONE, 4-HYDROXY-4-MET	5.28	4700	BJXNA
1F	ATD1 2	112-53-1-DODECANOL	12.93	390	BJXN
1F	ATD1 3 74	381-40-PROPANOIC ACID, 2-METHYL-, 1	14.15	220	JXN
1F	ATD1 4	UNKNOWN HEXADECENOIC ACID	17.03	120	JX
1F	ATD1 5	UNKNOWN HEXADECENOIC ACID	17.1	280	JX
1F	ATD1 6	57-10-HEXADECANOIC ACID	17.15	320	JXN
1F	ATD1 7	UNKNOWN ALIPHATIC	18.52	180	JX
1F	ATD1 8	593-49-HEPTACOSANE	21.98	150	BJXN
1F	ATD1 9	506-51-1-TETRACOSANOL	22.1	160	JXN
1F	ATD110	UNKNOWN	22.37	120	JX

1F	ATD111	UNKNOWN	22.87	400	JX
1F	ATD112	630-03-NONACOSANE	23.18	760	BJXN
1F	ATD113	506-52-1-HEXACOSANOL	23.35	420	JXN
1F	ATD114	630-04-HENTRIACONTANE	24.62	1200	JXN
1F	ATD115	630-05-TRITRIACONTANE	26.5	270	JXN
1F	ATD116	UNKNOWN	27.4	250	JX
			Total:	9940	
		Sample Number: SD25-5			
1F	AUH1SD255	20			
1F	AUD1 1	123-42-2-PENTANONE, 4-HYDROXY-4-MET	5.35	5100	BJXNA
1F	AUD1 2	112-53-1-DODECANOL	12.92	590	BJXN
1F	AUD1 3 74	381-40-PROPANOIC ACID, 2-METHYL-, 1	14.15	190	JXN
1F	AUD1 4	UNKNOWN ALIPHATIC W/SSTD.	14.93	1400	JXZ
1F	AUD1 5	UNKNOWN HEXADECENOIC ACID	17.05	200	JX
1F	AUD1 6	UNKNOWN HEXADECENOIC ACID	17.13	540	JX
1F	AUD1 7	57-10-HEXADECANOIC ACID	17.18	690	JXN
1F	AUD1 8	UNKNOWN ALIPHATIC	18.53	350	JX
1F	AUD1 9	629-99-PENTACOSANE	20.82	260	BJXN
1F	AUD110	593-49-HEPTACOSANE	22	260	BJXN
1F	AUD111	UNKNOWN	22.38	210	JX
1F	AUD112	UNKNOWN	22.88	610	JX
1F	AUD113	630-03-NONACOSANE	23.2	860	BJXN
1F	AUD114	506-52-1-HEXACOSANOL	23.32	1000	JXN
1F	AUD115	630-04-HENTRACONTANE	24.63	1200	JXN
1F	AUD116	UNKNOWN ALIPHATIC	25.37	480	JX
1F	AUD117	630-05-TRITRIACONTANE	26.52	260	JXN
1F	AUD118	UNKNOWN	27.43	780	JX
1F	AUD119	UNKNOWN	28.2	300	JX
1F	AUD120	UNKNOWN	28.5	240	JX
			Total:	15520	
		Sample Number: SD25-6			
1F	AVH1SD256	21			
1F	AVD1 1	123-42-2-PENTANONE, 4-HYDROXY-4-MET	5.03	19000	BJXNA
1F	AVD1 2	832-71-PHENANTHRENE, 3-METHYL-	16.87	2200	JXN
1F	AVD1 3 2	531-84-PHENANTHRENE, 2-METHYL-	16.93	2700	JXN
1F	AVD1 4	203-64-4H-CYCLOPENTA[DEF]PHENANTH	17.12	3900	JXNZ
1F	AVD1 5	832-69-PHENANTHRENE, 1-METHYL- W/A	17.15	2200	JXNZ
1F	AVD1 6	UNKNOWN DIMETHYLPHENANTHRENE	17.97	1200	JX
1F	AVD1 7	UNKNOWN BENZOFLUORENE	19.15	1800	JX
1F	AVD1 8	238-84-11H-BENZO[A]FLUORENE	19.37	4200	JXN
1F	AVD1 9	243-17-11H-BENZO[B]FLUORENE	19.48	2300	JXN
1F	AVD110	UNKNOWN C17H12 PAH W/UNKNOWN	19.57	2300	JXZ
1F	AVD111	UNKNOWN C17H12 PAH	19.75	1700	JX

1F	AVD112	UNKNOWN C17H12 PAH	19.8	1800	JX
1F	AVD113	239-35-BENZO[B]NAPHTHO[2,1-D]THIOPH	20.57	1500	JXN
1F	AVD114	195-19-BENZO[C]PHENANTHRENE	20.62	1400	JXN
1F	AVD115 27	208-37-CYCLOPENTA[CD]PYRENE	20.68	1100	JXN
1F	AVD116	UNKNOWN PROPANOATE	20.87	2600	JX
1F	AVD117	UNKNOWN C19H14 PAH	21.82	2200	JX
1F	AVD118	UNKNOWN C19H14 PAH W/C19H12	22.08	1300	JXZ
1F	AVD119	UNKNOWN BENZOBLUORANTHENE	23.3	1700	JX
1F	AVD120	192-97-BENZO[E]PYRENE	23.68	4100	JXN
1F	AVD121	198-55-PERYLENE	23.97	1700	JXN
			Total:	62900	
		Sample Number: SD25-6R			
1F	AWH1SD256R		2		
1F	AWD1 1	123-42-2-PENTANONE, 4-HYDROXY-4-MET	5.05	6	BJXNA
1F	AWD1 2	UNKNOWN	22.88	7	JX
			Total:	13	
		Sample Number: LAB BLANK			
1F	AXH1SBLKM3		5		
1F	AXD1 1	123-42-2-PENTANONE, 4-HYDROXY-4-MET	4.87	5000	JXNA
1F	AXD1 2	57-15-2-PROPANOL, 1,1,1-TRICHLORO-	6.63	93	JXN
1F	AXD1 3	112-53-1-DODECANOL	12.35	240	JXN
1F	AXD1 4	UNKNOWN ALIPHATIC	14.35	150	JX
1F	AXD1 5	UNKNOWN	20.72	90	JX
		Sample Number: LAB BLANK			
1F	AYH1SBLKM4		14		
1F	AYD1 1	123-42-2-PENTANONE, 4-HYDROXY-4-MET	4.3	2900	JXNA
1F	AYD1 2	57-15-2-PROPANOL, 1,1,1-TRICHLORO-	6	130	JXN
1F	AYD1 3	112-53-1-DODECANOL	11.73	210	JXN
1F	AYD1 4	143-07-DODECANOIC ACID	12.57	160	JXN
1F	AYD1 5	UNKNOWN ALIPHATIC	13.75	130	JX
1F	AYD1 6	629-94-HENEICOSANE	16.92	80	JXN
1F	AYD1 7	629-97-DOCOSANE	17.63	170	JXN
1F	AYD1 8	638-67-TRICOSANE	18.3	220	JXN
1F	AYD1 9	646-31-TETRACOSANE	18.95	210	JXN
1F	AYD110	629-99-PENTACOSANE	19.57	180	JXN
1F	AYD111	630-01-HEXACOSANE	20.17	97	JXN
1F	AYD112	593-49-HEPTACOSANE	20.73	77	JXN
1F	AYD113	630-02-OCTACOSANE	21.3	67	JXN
1F	AYD114	UNKNOWN PROPANOATE	27.52	5300	JX
		Sample Number: LAB BLANK			
1F	AZH1SBLKM6		10		
1F	AZD1 1	123-42-2-PENTANONE, 4-HYDROXY-4-MET	5.38	1600	JXNA
1F	AZD1 2	112-53-1-DODECANOL	12.92	280	JXN

1F	AZD1 3	629-97-DOCOSANE	18.88	180	JXN
1F	AZD1 4	638-67-TRICOSANE	19.55	240	JXN
1F	AZD1 5	646-31-TETRACOSANE	20.2	250	JXN
1F	AZD1 6	629-99-PENTACOSANE	20.83	200	JXN
1F	AZD1 7	630-01-HEXACOSANE	21.43	150	JXN
1F	AZD1 8	593-49-HEPTACOSANE	22	110	JXN
1F	AZD1 9	630-02-OCTACOSANE	22.58	70	JXN
1F	AZD110	630-03-NONACOSANE	23.2	97	JXN
		Sample Number: LAB BLANK			
1F	BAH1SBLKM7	9			
1F	BAD1 1	123-42-2-PENTANONE, 4-HYDROXY-4-MET	5.23	4300	JXNA
1F	BAD1 2	112-53-1-DODECANOL	13	93	JXN
1F	BAD1 3 74	381-40-PROPANOIC ACID, 2-METHYL-, 1	14.17	93	JXN
1F	BAD1 4	UNKNOWN ALIPHATIC	19.05	93	JX
1F	BAD1 5	UNKNOWN ALIPHATIC	20.82	140	JX
1F	BAD1 6	UNKNOWN ALIPHATIC	22.4	150	JX
1F	BAD1 7	UNKNOWN	23.63	120	JX
1F	BAD1 8	UNKNOWN	24.17	170	JX
1F	BAD1 9	UNKNOWN	26.6	100	JX
		Sample Number: LAB BLANK			
1F	BBH1SBLK2L	2			
1F	BBD1 1	123-42-2-PENTANONE, 4-HYDROXY-4-MET	5.05	8	JXNA
1F	BBD1 2 74	367-33-PROPANOIC ACID, 2-METHYL-, 2	11.8	2	JXN
		Sample Number: LAB BLANK			
1F	BCH1SBLK9K	3			
1F	BCD1 1	123-42-2-PENTANONE, 4-HYDROXY-4-MET	4.67	8	JXNA
1F	BCD1 2	98-82-BENZENE, (1-METHYLETHYL)-	5.87	2	JXN
1F	BCD1 3 3	622-84-BENZENESULFONAMIDE, N-BUTYL	15.45	3	JXN



Sample Number: SB26-10-00					
1F	AAH110-00		21		
1F	AAD1 1	123-42-2-PENTANONE, 4-HYDROXY-4-MET	4.88	9400	BJXNA
1F	AAD1 2	112-53-1-DODECANOL	12.28	1100	BJXN
1F	AAD1 3	629-62-PENTADECANE	12.48	700	JXN
1F	AAD1 4	544-76-HEXADECANE	13.43	1100	JXN
1F	AAD1 5	UNKNOWN ALIPHATIC	14.3	3200	JXB
1F	AAD1 6	629-78-HEPTADECANE	14.35	2800	JXN
1F	AAD1 7 1	921-70-PENTADECANE, 2,6,10,14-TETRA	14.38	3100	JXN
1F	AAD1 8	593-45-OCTADECANE	15.2	2900	JXN
1F	AAD1 9	638-36-HEXADECANE, 2,6,10,14-TETRAM	15.28	3400	JXN
1F	AAD110	629-92-NONADECANE	16	3800	JXN
1F	AAD111	UNKNOWN HEXADECENOIC ACID W/	16.52	1500	JXZ
1F	AAD112	112-95-EICOSANE	16.78	3100	JXN
1F	AAD113	UNKNOWN ALKANE	17.35	730	JX
1F	AAD114	629-94-HENEICOSANE	17.52	2600	JXN
1F	AAD115	629-97-DOCOSANE	18.23	1900	JXN
1F	AAD116	638-67-TRICOSANE	18.9	1200	JXN
1F	AAD117	646-31-TETRACOSANE	19.55	860	JXN
1F	AAD118	629-99-PENTACOSANE W/PAH	20.18	870	JXNZ
1F	AAD119	630-03-NONACOSANE W/UNKNOWN	22.47	1700	JXNZ
1F	AAD120	192-97-BENZO[E]PYRENE	23.13	1300	JXN
F	AAD121	630-04-HENTRIACONTANE	23.72	780	JXN
			Total:	48040	
Sample Number: SB26-10-03					
1F	ABH110-03		11		
1F	ABD1 1	123-42-2-PENTANONE, 4-HYDROXY-4-MET	4.85	18000	BJXNA
1F	ABD1 2	112-53-1-DODECANOL	12.27	430	BJXN
1F	ABD1 3 74	381-40-PROPANOIC ACID, 2-METHYL-, 1	13.52	85	JXN
1F	ABD1 4	UNKNOWN ALIPHATIC	14.28	590	JXB
1F	ABD1 5	629-92-NONADECANE	15.98	110	JXN
1F	ABD1 6	UNKNOWN HEXADECENOIC ACID	16.37	170	JX
1F	ABD1 7	57-10-HEXADECANOIC ACID	16.5	93	JXN
1F	ABD1 8	112-95-EICOSANE	16.75	120	JXN
1F	ABD1 9	192-97-BENZO[E]PYRENE	23.07	450	JXN
1F	ABD110	UNKNOWN ALKANE	23.67	230	JX
1F	ABD111	UNKNOWN	26.73	190	JX
			Total:	20468	
Sample Number: SB26-10-04					
1F	ACH110-04		10		
1F	ACD1 1	123-42-2-PENTANONE, 4-HYDROXY-4-MET	4.88	6100	BJXNA
1F	ACD1 2	112-53-1-DODECANOL	12.28	480	BJXN
1F	ACD1 3 74	381-40-PROPANOIC ACID, 2-METHYL-, 1	13.53	91	JXN

1F	ACD1 4	UNKNOWN ALIPHATIC	14.3	440	JXB
1F	ACD1 5	57-10-HEXADECANOIC ACID	16.52	110	JXN
1F	ACD1 6	UNKNOWN HEXANEDIOATE	19.6	190	JX
1F	ACD1 7	UNKNOWN AROMATIC	22.3	91	JX
1F	ACD1 8	630-03-NONACOSANE	22.45	260	JXN
1F	ACD1 9	192-97-BENZO[E]PYRENE	23.08	670	JXN
1F	ACD110	630-04-HENTRIACONTANE	23.68	200	JXN
			Total:	8632	
		Sample Number: SB26-5-00			
1F	ADH15-00		21		
1F	ADD1 1	123-42-2-PENTANONE, 4-HYDROXY-4-MET	4.32	4100	BJXNA
1F	ADD1 2	629-78-HEPTADECANE	13.73	500	JXN
1F	ADD1 3 1	921-70-PENTADECANE, 2,6,10,14-TETRA	13.78	580	JXN
1F	ADD1 4	593-45-OCTADECANE W/DIBENZOTHIOPHEN	14.57	670	JXNZ
1F	ADD1 5	638-36-HEXADECANE, 2,6,10,14-TETRAM	14.65	430	JXN
1F	ADD1 6	629-92-NONADECANE	15.38	620	JXN
1F	ADD1 7	203-64-4H-CYCLOPENTA[DEF]PHENANTHRE	15.95	580	JXN
1F	ADD1 8	112-95-EICOSANE	16.15	530	JXN
1F	ADD1 9	629-94-HENEICOSANE	16.88	470	JXN
1F	ADD110	238-84-11H-BENZO[A]FLUORENE	18.17	710	JXN
1F	ADD111	243-17-11H-BENZO[B]FLUORENE	18.3	440	JXN
1F	ADD112	UNKNOWN C18H12 PAH	20.05	550	JX
1F	ADD113	UNKNOWN	21.45	2700	JX
1F	ADD114	UNKNOWN C20H12 PAH	21.97	460	JX
1F	ADD115	UNKNOWN AROMATIC	22.15	890	JX
1F	ADD116	192-97-BENZO[E]PYRENE	22.25	1300	JXN
1F	ADD117	UNKNOWN AROMATIC	22.35	1200	JX
1F	ADD118	198-55-PERYLENE	22.47	780	JXN
1F	ADD119	UNKNOWN AROMATIC	23.03	910	JX
1F	ADD120	UNKNOWN	23.32	830	JX
1F	ADD121	UNKNOWN PROPANOATE	27.45	2200	JXB
			Total:	21450	
		Sample Number: SB26-5-03			
1F	AEH15-03		17		
1F	AED1 1	123-42-2-PENTANONE, 4-HYDROXY-4-MET	4.35	4200	BJXNA
1F	AED1 2	UNKNOWN ALIPHATIC	5.1	120	JX
1F	AED1 3	57-15-2-PROPANOL, 1,1,1-TRICHLORO-	6.03	110	BJXN
1F	AED1 4	112-53-1-DODECANOL	11.72	140	BJXN
1F	AED1 5 74	381-40-PROPANOIC ACID, 2-METHYL-, 1	12.93	150	JXN
1F	AED1 6	UNKNOWN ALIPHATIC	13.72	86	JXB
1F	AED1 7	57-10-HEXADECANOIC ACID	15.92	78	JXN
1F	AED1 8	661-19-1-DOCOSANOL	19.55	90	JXN
1F	AED1 9	UNKNOWN	20	94	JXB

1F	AED110	506-51-1-TETRACOSANOL	20.75	100	JXN
1F	AED111	UNKNOWN PHTHALATE	21.68	110	JX
1F	AED112	630-03-NONACOSANE W/BENZO[B]FLUORA	21.82	400	JXNZ
1F	AED113	506-52-1-HEXACOSANOL	21.87	120	JXN
1F	AED114	UNKNOWN	22.67	130	JX
1F	AED115	630-04-HENTRIACONTANE	22.88	340	JXN
1F	AED116	630-05-TRITRIACONTANE	24.18	110	JXN
1F	AED117	UNKNOWN PROPANOATE	27.45	2000	JXB
			Total:	8378	
		Sample Number: SB26-5-05			
1F	AFH15-05		14		
1F	AFD1 1	123-42-2-PENTANONE, 4-HYDROXY-4-MET	4.32	4300	BJXNA
1F	AFD1 2	57-15-2-PROPANOL, 1,1,1-TRICHLORO-	6.02	95	BJXN
1F	AFD1 3	112-53-1-DODECANOL	11.72	140	BJXN
1F	AFD1 4 74	381-40-PROPANOIC ACID, 2-METHYL-, 1	12.93	170	JXN
1F	AFD1 5	629-78-HEPTADECANE W/ALIPHATIC	13.73	83	JXNZ
1F	AFD1 6	57-10-HEXADECANOIC ACID	15.92	83	JXN
1F	AFD1 7	661-19-1-DOCOSANOL	19.55	91	JXN
1F	AFD1 8	506-51-1-TETRACOSANOL	20.75	95	JXN
1F	AFD1 9	UNKNOWN	21.32	87	JX
1F	AFD110	630-03-NONACOSANE W/BENZO[B]FLUORA	21.82	580	JXNZ
1F	AFD111	506-52-1-HEXACOSANOL	21.87	190	JXN
1F	AFD112	630-04-HENTRIACONTANE	22.88	310	JXN
1F	AFD113	UNKNOWN	25.13	87	JX
1F	AFD114	UNKNOWN PROPANOATE	27.47	1400	JXB
			Total:	7711	
		Sample Number: SB26-6-00			
1F	AGH16-00		21		
1F	AGD1 1	123-42-2-PENTANONE, 4-HYDROXY-4-MET	4.4	6200	BJXNA
1F	AGD1 2	629-78-HEPTADECANE	14	2200	JXN
1F	AGD1 3 1	921-70-PENTADECANE, 2,6,10,14-TETRA	14.05	1900	JXN
1F	AGD1 4	593-45-OCTADECANE	14.85	1300	JXN
1F	AGD1 5	638-36-HEXADECANE, 2,6,10,14-TETRAM	14.93	1200	JXN
1F	AGD1 6	629-92-NONADECANE	15.67	1300	JXN
1F	AGD1 7	112-95-EICOSANE	16.43	1100	JXN
1F	AGD1 8	UNKNOWN AROMATIC	21.08	2100	JX
1F	AGD1 9	UNKNOWN AROMATIC	21.75	8300	JX
1F	AGD110	UNKNOWN AROMATIC	21.87	3400	JX
1F	AGD111	UNKNOWN AROMATIC	22.07	7500	JX
1F	AGD112	UNKNOWN AROMATIC	22.15	1000	JX
1F	AGD113	UNKNOWN POLYTERPENE DERIVATI	22.28	1000	JX
1F	AGD114	UNKNOWN AROMATIC	22.45	5600	JX
1F	AGD115	UNKNOWN AROMATIC	22.67	6900	JX

1F	AGD116	UNKNOWN AROMATIC	22.78	2300	JX
1F	AGD117	UNKNOWN AROMATIC	23.02	2000	JX
1F	AGD118	UNKNOWN AROMATIC	23.15	1300	JX
1F	AGD119	UNKNOWN POLYTERPENE DERIVATI	23.22	1100	JX
1F	AGD120	UNKNOWN AROMATIC	23.4	3800	JX
1F	AGD121	UNKNOWN AROMATIC	23.65	2400	JX
			Total:	63900	
		Sample Number: SB26-6-04			
1F	AHH16-04		18		
1F	AHD1 1	123-42-2-PENTANONE, 4-HYDROXY-4-MET	4.5	3100	BJXNA
1F	AHD1 2	112-53-1-DODECANOL	11.92	180	BJXN
1F	AHD1 3 74	381-40-PROPANOIC ACID, 2-METHYL-, 1	13.17	190	JXN
1F	AHD1 4	629-78-HEPTADECANE	13.97	77	JXN
1F	AHD1 5 1	921-70-PENTADECANE, 2,6,10,14-TETRA	14.03	120	JXN
1F	AHD1 6	638-36-HEXADECANE, 2,6,10,14-TETRAM	14.9	97	JXN
1F	AHD1 7	629-92-NONADECANE	15.63	89	JXN
1F	AHD1 8	57-10-HEXADECANOIC ACID	16.13	81	JXN
1F	AHD1 9	661-19-1-DOCOSANOL W/PENTACOSANE	19.78	110	JXNZ
1F	AHD110	506-51-1-TETRACOSANOL	21	93	JXN
1F	AHD111	UNKNOWN	21.03	100	JX
1F	AHD112	UNKNOWN	21.7	220	JX
1F	AHD113	UNKNOWN W/BENZO[B]FLUORANTHE	22.02	250	JXZ
1F	AHD114	UNKNOWN AROMATIC	22.4	140	JX
1F	AHD115	UNKNOWN AROMATIC	22.62	190	JX
1F	AHD116	UNKNOWN	22.98	81	JX
1F	AHD117	UNKNOWN AROMATIC	23.35	85	JX
1F	AHD118	UNKNOWN PROPANOATE	28.07	1100	JXB
			Total:	6303	
		Sample Number: SB26-6-06			
1F	AIH16-06		11		
1F	AID1 1	123-42-2-PENTANONE, 4-HYDROXY-4-MET	4.5	4000	BJXNA
1F	AID1 2	112-53-1-DODECANOL	11.93	160	BJXN
1F	AID1 3 74	381-40-PROPANOIC ACID-, 2-METHYL-,1	13.17	140	JXN
1F	AID1 4	661-19-1-DOCOSANOL	19.8	120	JXN
1F	AID1 5	506-51-1-TETRACOSANOL	21	210	JXN
1F	AID1 6	UNKNOWN	21.78	110	JX
1F	AID1 7	630-03-NONACOSANE W/BENZO[K]FLUORA	22.07	140	JXNZ
1F	AID1 8	506-52-1-HEXACOSANOL	22.12	120	JXN
1F	AID1 9	UNKNOWN	22.98	270	JX
1F	AID110	630-04-HENTRIACONTANE	23.18	87	JXN
1F	AID111	UNKNOWN PROPANOATE	28.07	1100	JXB
			Total:	6457	
		Sample Number: SB26-7-00			

1F	AJH17-00		21		
1F	AJD1 1	123-42-2-PENTANONE, 4-HYDROXY-4-MET	4.48	5300	BJXNA
1F	AJD1 2	112-53-1-DODECANOL	11.92	240	BJXN
1F	AJD1 3	629-62-PENTADECANE	12.13	290	JXN
1F	AJD1 4	544-76-HEXADECANE	13.08	470	JXN
1F	AJD1 5 74	381-40-PROPANOIC ACID, 2-METHYL-, 1	13.15	190	JXN
1F	AJD1 6	UNKNOWN ALKANE	13.53	270	JX
1F	AJD1 7	629-78-HEPTADECANE	13.98	1000	JXN
1F	AJD1 8 1	921-70-PENTADECANE, 2,6,10,14-TETRA	14.03	930	JXN
1F	AJD1 9	593-45-OCTADECANE	14.83	900	JXN
1F	AJD110	638-36-HEXADECANE, 2,6,10,14-TETRAM	14.92	650	JXN
1F	AJD111	629-92-NONADECANE	15.65	810	JXN
1F	AJD112	112-95-EICOSANE	16.42	740	JXN
1F	AJD113	629-94-HENEICOSANE	17.15	560	JXN
1F	AJD114	629-97-DOCOSANE	17.85	400	JXN
1F	AJD115	638-67-TRICOSANE	18.53	190	JXN
1F	AJD116	UNKNOWN AROMATIC	21.72	570	JX
1F	AJD117	UNKNOWN AROMATIC	22.42	290	JX
1F	AJD118	192-97-BENZO[E]PYRENE	22.5	480	JXN
1F	AJD119	198-55-PERYLENE	22.73	240	JXN
1F	AJD120	UNKNOWN AROMATIC	23.35	180	JX
1F	AJD121	UNKNOWN PROPANOATE	28.08	1100	JXB
			Total:	15800	
		Sample Number: SB26-7-03			
1F	AKH17-03		21		
1F	AKD1 1	123-42-2-PENTANONE, 4-HYDROXY-4-MET	4.13	29000	BJXNA
1F	AKD1 2	UNKNOWN ALKANE	8.97	6700	JX
1F	AKD1 3 4	292-75-CYCLOHEXANE, HEXYL- W/UNKNOW	9.33	3200	JXNZ
1F	AKD1 4	UNKNOWN ALKANE	9.63	8100	JX
1F	AKD1 5	90-12-NAPHTHALENE, 1-METHYL-	10.28	6400	JXN
1F	AKD1 6	UNKNOWN ALKYL CYCLOHEXANE	10.48	3900	JX
1F	AKD1 7	UNKNOWN ALKANE	10.77	8000	JX
1F	AKD1 8	581-42-NAPHTHALENE, 2,6-DIMETHYL-	11.28	8100	JXN
1F	AKD1 9	575-41-NAPHTHALENE, 1,3-DIMETHYL-	11.45	10000	JXN
1F	AKD110	UNKNOWN ALKANE W/NAPHTHALENE	11.63	11000	JXZ
1F	AKD111	UNKNOWN C3-ALKYLNAPHTHALENE	12.27	3800	JX
1F	AKD112	UNKNOWN C3-ALKYLNAPHTHALENE	12.5	5900	JXZ
1F	AKD113	UNKNOWN C3-ALKYLNAPHTHALENE	12.55	3700	JX
1F	AKD114	UNKNOWN C3-ALKYLNAPHTHALENE	12.7	3700	JX
1F	AKD115	UNKNOWN C3-ALKYLNAPHTHALENE	12.73	3800	JX
1F	AKD116	UNKNOWN C3-ALKYLNAPHTHALENE	12.87	3700	JX
1F	AKD117	UNKNOWN ALKANE	13.38	8000	JX
1F	AKD118 1	921-70-PENTADECANE, 2,6,10,14-TETRA	13.88	17000	JXN

1F	AKD119	UNKNOWN	14.22	4100	JX
1F	AKD120	638-36-HEXADECANE, 2,6,10,14-TETRAM	14.77	9100	JXN
1F	AKD121	832-71-PHENANTHRENE, 3-METHYL-	15.83	3100	JXN
			Total:	160300	
		Sample Number: SB26-7-07			
1F	ALH17-07	21			
1F	ALD1 1	123-42-2-PENTANONE, 4-HYDROXY-4-MET	4.17	22000	BJXNA
1F	ALD1 2	UNKNOWN ALKANE	8.9	5700	JX
1F	ALD1 3	UNKNOWN ALKANE	9.57	7800	JX
1F	ALD1 4	90-12-NAPHTHALENE, 1-METHYL-	10.22	4600	JXN
1F	ALD1 5	UNKNOWN ALKYL CYCLOHEXANE	10.4	4200	JX
1F	ALD1 6	UNKNOWN ALKANE	10.68	8900	JX
1F	ALD1 7	939-27-NAPHTHALENE, 2-ETHYL- W/ALKA	11.08	3100	JXNZ
1F	ALD1 8	581-42-NAPHTHALENE, 2,6-DIMETHYL-	11.2	8200	JXN
1F	ALD1 9	575-41-NAPHTHALENE, 1,3-DIMETHYL-	11.37	8400	JXN
1F	ALD110	575-43-NAPHTHALENE, 1,6-DIMETHYL- W	11.4	6400	JXNZ
1F	ALD111	UNKNOWN ALKANE W/NAPHTHALENE	11.55	11000	JXZ
1F	ALD112	UNKNOWN C3-ALKYLNAPHTHALENE	12.18	4000	JX
1F	ALD113	UNKNOWN C3-ALKYLNAPHTHALENE	12.42	4600	JXZ
1F	ALD114	UNKNOWN C3-ALKYLNAPHTHALENE	12.47	4600	JX
1F	ALD115	UNKNOWN C3-ALKYLNAPHTHALENE	12.62	3500	JX
1F	ALD116	UNKNOWN C3-ALKYLNAPHTHALENE	12.65	4300	JX
1F	ALD117	UNKNOWN C3-ALKYLNAPHTHALENE	12.78	4000	JXZ
1F	ALD118	UNKNOWN ALKANE	13.3	8600	JX
1F	ALD119 1	921-70-PENTADECANE, 2,6,10,14-TETRA	13.8	17000	JXN
1F	ALD120	UNKNOWN	14.13	4000	JX
1F	ALD121	638-36-HEXADECANE, 2,6,10,14-TETRAM	14.68	9700	JXN
			Total:	154600	
		Sample Number: SB26-8-00			
1F	AMH18-00	21			
1F	AMD1 1	123-42-2-PENTANONE, 4-HYDROXY-4-MET	4.35	3400	BJXNA
1F	AMD1 2	UNKNOWN ALIPHATIC	14.02	230	JX
1F	AMD1 3	UNKNOWN HEXADECENOIC ACID	15.93	500	JX
1F	AMD1 4	57-10-HEXADECANOIC ACID	15.98	340	JXN
1F	AMD1 5	UNKNOWN ALIPHATIC	17.15	380	JX
1F	AMD1 6	UNKNOWN OCTADECENOIC ACID	17.32	240	JX
1F	AMD1 7	UNKNOWN	18.77	220	JX
1F	AMD1 8	593-49-HEPTACOSANE	20.8	280	JXN
1F	AMD1 9	630-02-OCTACOSANE	21.37	230	JXN
1F	AMD110	630-03-NONACOSANE	21.9	940	JXN
1F	AMD111	506-52-1-HEXACOSANOL	21.95	300	JXN
1F	AMD112	630-04-HENTRIACONTANE	23	350	JXN
1F	AMD113	UNKNOWN POLYTERPENE DERIVATI	24.77	260	JX

1F	AMD114	UNKNOWN SITOSTEROL	25.28	300	JX
1F	AMD115	UNKNOWN POLYTERPENE DERIVATI	25.6	230	JX
1F	AMD116	UNKNOWN POLYTERPENE DERIVATI	25.85	370	JX
1F	AMD117	UNKNOWN POLYTERPENE DERIVATI	26.07	300	JX
1F	AMD118	UNKNOWN POLYTERPENE DERIVATI	26.33	310	JX
1F	AMD119	UNKNOWN	27.18	440	JX
1F	AMD120	UNKNOWN	27.48	900	JX
1F	AMD121	UNKNOWN PROPANOATE	27.67	820	JXB
			Total:	11340	
		Sample Number: SB26-8-04			
1F	ANH18-04		10		
1F	AND1 1	123-42-2-PENTANONE, 4-HYDROXY-4-MET	4.38	2700	BJXNA
1F	AND1 2	57-15-2-PROPANOL, 1,1,1-TRICHLORO-	6.05	140	BJXN
1F	AND1 3	112-53-1-DODECANOL	11.8	97	BJXN
1F	AND1 4 74	381-40-PROPANOIC ACID, 2-METHYL-, 1	13.02	210	JXN
1F	AND1 5	UNKNOWN ALIPHATIC	14.02	170	JX
1F	AND1 6	629-99-PENTACOSANE	19.63	100	JXN
1F	AND1 7	506-51-1-TETRACOSANOL	20.83	160	JNX
1F	AND1 8	630-03-NONACOSANE	21.9	100	JXN
1F	AND1 9	UNKNOWN	22.8	270	JX
1F	AND110	UNKNOWN PROPANOATE	27.68	1300	JXB
			Total:	5247	
		Sample Number: SB26-8-05			
1F	AOH18-05		7		
1F	AOD1 1	123-42-2-PENTANONE, 4-HYDROXY-4-MET	4.37	3100	BJNXA
1F	AOD1 2	57-15-2-PROPANOL, 1,1,1-TRICHLORO-	6.05	140	BJXN
1F	AOD1 3	112-53-1-DODECANOL	11.78	110	BJXN
1F	AOD1 4 74	381-40-PROPANOIC ACID, 2-METHYL-, 1	13	150	JXN
1F	AOD1 5	57-10-HEXADECANOIC ACID	15.98	89	JXN
1F	AOD1 6	630-03-NONACOSANE W/BENZO[B]FLUORAN	21.88	100	JXNZ
1F	AOD1 7	UNKNOWN PROPANOATE	27.67	820	JXB
			Total:	4509	
		Sample Number: SB26-9-00			
1F	APH19-00		21		
1F	APD1 1	123-42-2-PENTANONE, 4-HYDROXY-4-MET	4.2	18000	BJXNA
1F	APD1 2	629-78-HEPTADECANE	13.72	560	JXN
1F	APD1 3 1	921-70-PENTADECANE, 2,6,10,14-TETRA	13.77	590	JXN
1F	APD1 4 1	013-08-PHENANTHRENE, 1,2,3,4-TETRAH	14.5	560	JXN
1F	APD1 5	593-45-OCTADECANE W/DIBENZOTHIOPHEN	14.57	880	JXNZ
1F	APD1 6	638-36-HEXADECANE, 2,6,10,14-TETRAM	14.65	600	JXN
1F	APD1 7	629-92-NONADECANE	15.37	590	JXN
1F	APD1 8	203-64-4H-CYCLOPENTA[DEF]PHENANTHRE	15.95	1200	JXN
1F	APD1 9	112-95-EICOSANE	16.15	590	JXN

1F	APD110	629-94-HENEICOSANE	16.88	550	JXN
1F	APD111	UNKNOWN BENZONAPHTHOFURAN	17.5	950	JX
1F	APD112	238-84-11H-BENZO[A]FLUORENE	18.17	1100	JXN
1F	APD113	243-17-11H-BENZO[B]FLUORENE	18.28	770	JXN
1F	APD114 27	208-37-CYCLOPENTA[CD]PYRENE	19.45	490	JXN
1F	APD115	UNKNOWN C18H12 PAH	20.03	880	JX
1F	APD116	UNKNOWN PAH	20.85	490	JX
1F	APD117	UNKNOWN C20H12 PAH	21.95	560	JX
1F	APD118	192-97-BENZO[E]PYRENE	22.23	1800	JXN
1F	APD119	198-55-PERYLENE	22.45	980	JXN
1F	APD120	630-04-HENTRIACONTANE	22.87	650	JXN
1F	APD121	UNKNOWN PROPANOATE	27.42	3900	JXB
			Total:	36690	
		Sample Number: MSB			
1F	AQH1MSB		0		
		Sample Number: LAB BLANK			
1F	ARH1SBLKM1		3		
1F	ARD1 1	123-42-2-PENTANONE, 4-HYDROXY-4-MET	4.88	5000	JXNA
1F	ARD1 2	112-53-1-DODECANOL	12.23	160	JXN
1F	ARD1 3	UNKNOWN ALIPHATIC	14.25	67	JX
		Sample Number: LAB BLANK			
1F	ASH1SBLKM2		6		
1F	ASD1 1	123-42-2-PENTANONE, 4-HYDROXY-4-MET	4.47	2800	JXNA
1F	ASD1 2	57-15-2-PROPANOL, 1,1,1-TRICHLORO-	6.17	90	JXN
1F	ASD1 3	112-53-1-DODECANOL	11.9	120	JXN
1F	ASD1 4	UNKNOWN	22.78	70	JX
1F	ASD1 5	UNKNOWN	24.6	77	JX
1F	ASD1 6	UNKNOWN PROPANOATE	28.05	1300	JX
		Sample Number: LAB BLANK			
1F	ATH1SBLKM3		5		
1F	ATD1 1	123-42-2-PENTANONE, 4-HYDROXY-4-MET	4.87	5000	JXNA
1F	ATD1 2	57-15-2-PROPANOL, 1,1,1-TRICHLORO-	6.63	93	JXN
1F	ATD1 3	112-53-1-DODECANOL	12.35	240	JXN
1F	ATD1 4	UNKNOWN ALIPHATIC	14.35	150	JX
1F	ATD1 5	UNKNOWN	20.72	90	JX
		Sample Number: LAB BLANK			
1F	AUH1SBLK3M		6		
1F	AUD1 1	123-42-2-PENTANONE, 4-HYDROXY-4-MET	4.33	5100	JXNA
1F	AUD1 2	57-15-2-PROPANOL, 1,1,1-TRICHLORO-	6.03	87	JXN
1F	AUD1 3	112-53-1-DODECANOL	11.77	170	JXN
1F	AUD1 4	UNKNOWN ALIPHATIC	13.72	67	JX
1F	AUD1 5	UNKNOWN	20.05	160	JX
1F	AUD1 6	UNKNOWN PROPANOATE	27.47	2400	JX

		Sample Number: MSB			
1F	AAH1MSB	0			
		Sample Number: SENLAK			
1F	ABH1SENLAK	2			
1F	ABD1 1 123-42-	2-PENTANONE, 4-HYDROXY-4-MET	4.72	110	BJXNA
1F	ABD1 2 98-82-	BENZENE, (1-METHYLETHYL)-	5.83	32	BJXN
		Sample Number: LAB BLANK			
1F	ACH1SBLK7K	9			
1F	ACD1 1 123-42-	2-PENTANONE, 4-HYDROXY-4-MET	4.7	99	JXNA
1F	ACD1 2 98-82-	BENZENE, (1-METHYLETHYL)-	5.82	20	JXN
1F	ACD1 3 3622-84-	BENZENESULFONAMIDE, N-BUTYL-	15.35	21	JXN
1F	ACD1 4	UNKNOWN POLYALKOXYALCOHOL	17.97	10	JX
1F	ACD1 5	UNKNOWN POLYALKOXYALCOHOL	19.43	5	JX
1F	ACD1 6	UNKNOWN POLYALKOXYALCOHOL	19.8	11	JX
1F	ACD1 7	UNKNOWN POLYALKOXYALCOHOL	21.03	3	JX
1F	ACD1 8	UNKNOWN POLYALKOXYALCOHOL	21.37	5	JX
1F	ACD1 9	UNKNOWN POLYALKOXYALCOHOL	22.52	5	JX



Sample Number: SB26-12-00				
1E	AAH1261200	10		
1E	AAD1 1	Unknown C3-alkylcyclohexane	10.288	22 J
1E	AAD1 2	Unknown	11.153	24 J
1E	AAD1 3	Unknown cycloalkane	11.325	24 J
1E	AAD1 4	Unknown C4-alkylcyclohexane	11.516	42 J
1E	AAD1 5	Unknown C10-alkane	11.896	180 J
1E	AAD1 6	Unknown C4-alkylcyclohexane	12.086	19 J
1E	AAD1 7	Unknown C4-alkylcyclohexane	12.433	350 J
1E	AAD1 8	Unknown	12.589	84 J
1E	AAD1 9	Unknown	12.78	180 J
1E	AAD110	Unknown	12.884	84 J
			Total:	1009
Sample Number: SB26-12-04				
1E	ABH1261204	10		
1E	ABD1 1	Unknown C10-alkane	12.376	4200 J
1E	ABD1 21678-92-8	Cyclohexane, propyl- w/C10-a	12.532	4300 NJZ
1E	ABD1 3	Unknown C10-alkane	12.775	2200 J
1E	ABD1 4	Unknown	13.087	3200 J
1E	ABD1 5	Unknown	13.277	1500 J
1E	ABD1 6	Unknown cycloalkane	13.416	4500 J
1E	ABD1 7611-14-3	Benzene, 1-ethyl-2-methyl- w	13.711	3600 NJZ
1E	ABD1 8	Unknown C11-alkane	13.832	9900 J
1E	ABD1 995-36-3	Benzene, 1,2,4-trimethyl-	13.919	7100 NJ
1E	ABD110	Unknown C11-alkane	14.092	6000 J
			Total:	46500
Sample Number: SB26-12-08				
1E	AEH1261208	10		
1E	AED1 1	Unknown C3-alkylcyclohexane	10.272	20 J
1E	AED1 2	Unknown C3-alkylcyclohexane	10.514	20 J
1E	AED1 3	Unknown C3-alkylcyclohexane	11.153	30 J
1E	AED1 4	Unknown C3-alkylcyclohexane	11.534	44 JZ
1E	AED1 5	Unknown C10-alkane	11.881	110 J
1E	AED1 6	Unknown	12.071	55 J
1E	AED1 7	Unknown	12.401	110 J
1E	AED1 8	Unknown	12.574	53 J
1E	AED1 9	Unknown cycloalkane	12.678	99 J
1E	AED110	Unknown	12.765	89 J
			Total:	630
Sample Number: SD26-10				
1E	AGH1SD2610	10		
1E	AGD1 1111-84-2	Nonane w/C3-alkylcyclohexane	11.723	22000 NJZ
1E	AGD1 2	Unknown C10-alkane	12.381	11000 J

1E	AGD1 31678-92-8	Cyclohexane, propyl- w/C10-a	12.537	13000	NJZ
1E	AGD1 4	Unknown C10-alkane	13.023	6800	J
1E	AGD1 5	Unknown	13.092	10000	J
1E	AGD1 6124-18-5	Decane	13.474	78000	NJ
1E	AGD1 7611-14-3	Benzene, 1-ethyl-2-methyl- w	13.717	10000	NJZ
1E	AGD1 8	Unknown C11-alkane	13.838	16000	J
1E	AGD1 995-63-6	Benzene, 1,2,4-trimethyl- w/	13.925	11000	NJZ
1E	AGD110	Unknown C11-alkane	14.099	12000	J
1E	AHH1VBLKDY	0			
1E	AIH1VBLKDZ	0			
1E	AJH1VBLKT8	0			
1E	AKH1VBLKU3	0			
			Total:	189800	


		Sample Number: SB26-11-00			
1E	AAH1261100	0			
		Sample Number: SB26-11-03			
1E	ABH1261103	0			
		Sample Number: SB26-11-06			
1E	ACH1261106	0			
		Sample Number: SD26-11			
1E	AEH1SD2611	10			
1E	AED1 1111-65-9	Octane	9.813	5500	NJ
1E	AED1 2	Unknown C9-alkane	11.001	8800	J
1E	AED1 3	Unknown C9-alkane	11.138	6400	J
1E	AED1 4111-84-2	Nonane	11.586	27000	NJ
1E	AED1 5	Unknown C3-alkylcyclohexane	12.017	6800	J
1E	AED1 6	Unknown C10-alkane	12.172	11000	J
1E	AED1 7	Unknown C10-alkane w/cyclohexane	12.344	19000	JZ
1E	AED1 8	Unknown C10-alkane	12.62	18000	J
1E	AED1 9	Unknown C10-alkane	12.758	13000	J
1E	AED110	Unknown C4-alkylcyclohexane	12.931	9800	J
		Sample Number: SD26-12	Total:	125300	
1E	AHH1SD2612	1			
1E	AHD1 1	Unknown terpene	12.802	10	J
1E	AIH1SD268	0			
1E	AJH1SS2624	0			
1E	AKH1SS2627	0			
1E	ALH1SS2629	0			
1E	AMH1SS2633	0			
1E	ANH1SS2635	2			
1E	AND1 1	Unknown terpene	10.995	10	J
1E	AND1 2	Unknown terpene	12.169	10	J
		Sample Number: SS26-36	Total:	30	
1E	AOH1SS2636	0			
		Sample Number: SS26-37			
1E	APH1SS2637	0			
		Sample Number: SS26-38			
1E	AQH1SS2638	0			
		Sample Number: SS26-39			
1E	ARH1SS2639	0			
		Sample Number: SS26-39RE			
1E	ASH1SS2639RE	2			
1E	ASD1 1	Unknown terpene	11.995	10	J
1E	ASD1 2	Unknown terpene	12.496	7	J
1E	ATH1SS2640	2			
1E	ATD1 1	Unknown terpene	10.926	11	J

1E	ATD1 2	Unknown terpene	11.997	11	J
		Sample Number: SS26-41	Total:	39	
1E	AUH1SS2641	0			
		Sample Number: SS26-41RE			
1E	AVH1SS2641RE	0			
		Sample Number: SS26-42			
1E	AWH1SS2642	0			
		Sample Number: SS26-43			
1E	AXH1SS2643	0			
		Sample Number: SS26-44			
1E	AYH1SS2644	0			
1E	AZH1VBLKDZ	0			
1E	BAH1VBLKU3	0			
1E	BBH1VBLKU9	0			
1E	BCH1VBLKV3	0			
1E	BDH1VBLKV6	0			

		Sample Number: SS26-15			
1E	ABH1SS2615	0			
		Sample Number: SS26-16			
1E	ACH1SS2616	0			
		Sample Number: SS26-17			
1E	ADH1SS2617	0			
		Sample Number: SS26-18			
1E	AEH1SS2618	0			
		Sample Number: SS26-19			
1E	AFH1SS2619	1			
1E	AFD1 1	Unknown polycyclic hydrocarb	12.803	17	J
		Sample Number: SS26-19RE			
1E	AGH1SS2619RE	0			
		Sample Number: SS26-20			
1E	AHH1SS2620	0			
		Sample Number: SS26-21			
1E	AIH1SS2621	0			
		Sample Number: SS26-22			
1E	AJH1SS2622	0			
		Sample Number: SS26-22RE			
1E	AKH1SS2622RE	0			
		Sample Number: SS26-23			
1E	ALH1SS2623	2			
1E	ALD1 1107-87-9	2-Pentanone	7.958	11	NJ
1E	ALD1 2	Unknown polycyclic hydrocarb	12.822	8	J
			Total:	19	
		Sample Number: SS26-23RE			
1E	AMH1SS2623RE	0			
		Sample Number: SS26-25			
1E	ANH1SS2625	2			
1E	AND1 179-20-9	Acetic acid, methyl ester	4.476	7	NJ
1E	AND1 2107-87-9	2-Pentanone	7.976	10	NJ
1E	AOH1SS2625RE	1			
1E	AOD1 164-17-5	Ethanol	4.235	9	NJ
			Total:	26	
		Sample Number: SS26-26			
1E	APH1SS2626	0			
		Sample Number: SS26-26RE			
1E	AQH1SS2626RE	0			
		Sample Number: SS26-28			
1E	ARH1SS2628	0			
		Sample Number: SS26-30			
1E	ASH1SS2630	0			

		Sample Number: SS26-30RE			
1E	ATH1SS2630RE	0			
		Sample Number: SS26-31			
1E	AUH1SS2631	0			
		Sample Number: SS26-32			
1E	AVH1SS2632	2			
1E	AVD1 1	Unknown terpene	12.048	44	J
1E	AVD1 2	Unknown terpene	12.515	7	J
			Total:	51	
		Sample Number: SS26-32RE			
1E	AWH1SS2632RE	0			
		Sample Number: SS26-34			
1E	AXH1SS2634	0			
		Sample Number: SS26-34R			
1E	AYH1SS2634R	0			
		Sample Number: SS26-45			
1E	AZH1SS2645	0			
		Sample Number: SS26-46			
1E	BCH1SS2646	0			
		Sample Number: SS26-47			
1E	BDH1SS2647	0			
		Sample Number: SS26-52			
1E	BEH1SS2652	0			
		Sample Number: SS26-53			
1E	BFH1SS2653	0			
1E	BGH1VBLKV3	0			
1E	BHH1VBLKV4	0			
1E	BIH1VBLKV6	0			
1E	BJH1VBLKV9	0			
1E	BKH1VBLKW1	0			
1E	BLH1VBLKW4	1			
1E	BLD1 1121-43-7	Boric acid, trimethyl ester	3.617	6	NJX

1F	AAH1SBLK4L	1			
1F	AAD1 13622-84-2	Benzenesulfonamide, N-butyl-	11.641	2	NJ
		Sample Number: SS26-15R			
1F	ABH1SS2615R	0			



Sample Number: SB25-16-00					
1F	AAH1251600	20			
1F	AAD1 1	Unknown aliphatic compound	8.758	710	JB
1F	AAD1 2	Unknown	10.667	320	J
1F	AAD1 3	Unknown phenol derivative	10.905	380	J
1F	AAD1 4	Unknown phenol derivative	10.975	420	J
1F	AAD1 5	Unknown phenol derivative	11.035	420	J
1F	AAD1 6	Unknown phenol derivative	11.314	390	J
1F	AAD1 7	Unknown alkane	13.986	450	J
1F	AAD1 8	Unknown	14.368	330	J
1F	AAD1 9	Unknown alkane	14.73	1100	JB
1F	AAD110	Unknown alkane	15.444	1400	JB
1F	AAD111	Unknown alkane	16.129	1400	JB
1F	AAD112	Unknown	16.512	400	J
1F	AAD113	Unknown alkane	16.784	1200	JB
1F	AAD114	Unknown alkane	17.417	920	JB
1F	AAD115	Unknown alkane	18.03	750	J
1F	AAD116	Unknown alkane	18.624	510	J
1F	AAD117	Unknown alkane	19.187	460	J
1F	AAD118	Unknown alkane	19.741	330	J
1F	AAD119	Unknown alkane	20.274	360	J
1F	AAD120	Unknown	23.985	1400	JB
			Total:	13650	
Sample Number: SB25-16-01					
1F	ABH1251601	10			
1F	ABD1 1	Unknown	4.644	83	J
1F	ABD1 2	Unknown aliphatic compound	8.749	550	JB
1F	ABD1 3	Unknown aliphatic compound	9.911	110	J
1F	ABD1 4	Unknown aliphatic compound	10.669	180	J
1F	ABD1 557-10-3	Hexadecanoic acid	12.914	180	NJ
1F	ABD1 6	Unknown amide	18.598	100	J
1F	ABD1 7	Unknown aliphatic compound	19.917	100	J
1F	ABD1 8	Unknown alkane	20.265	79	J
1F	ABD1 9	Unknown	21.419	120	JB
1F	ABD110	Unknown	23.979	1400	JB
			Total:	2902	
Sample Number: SB25-16-02					
1F	ACH1251602	6			
1F	ACD1 1	Unknown aliphatic compound	8.749	460	JB
1F	ACD1 2	Unknown aliphatic compound	9.911	130	J
1F	ACD1 3	Unknown aliphatic compound	10.67	88	J
1F	ACD1 457-10-3	Hexadecanoic acid	12.913	83	NJ
1F	ACD1 5	Unknown	21.417	94	JB
1F	ACD1 6	Unknown	23.969	990	JB

		Sample Number: BLANK	Total:	1845	
1F	ADH1SBLKN5	14			
1F	ADD1 1	Unknown aliphatic compound	8.756	220	J
1F	ADD1 2	Unknown alkane	14.719	120	J
1F	ADD1 3	Unknown alkane	15.431	150	J
1F	ADD1 4	Unknown alkane	16.113	130	J
1F	ADD1 5	Unknown	16.735	180	J
1F	ADD1 6	Unknown alkane	16.775	100	J
1F	ADD1 7	Unknown alkane	17.407	70	J
1F	ADD1 8	Unknown	17.979	82	J
1F	ADD1 9	Unknown	18.404	270	J
1F	ADD110	Unknown	19.918	240	J
1F	ADD111	Unknown	20.997	72	J
1F	ADD112	Unknown	21.423	180	J
1F	ADD113	Unknown	23.401	100	J
1F	ADD114	Unknown	23.946	530	J
			Total:	2444	

		Sample Number: MW26-1			
1E	AAH1MW261	0			
		Sample Number: MW26-10			
1E	ABH1MW2610	0			
		Sample Number: MW26-11			
1E	ACH1MW2611	0			
		Sample Number: MW26-3			
1E	ADH1MW263	0			
		Sample Number: MW26-4			
1E	AEH1MW264	0			
		Sample Number: MW26-5			
1E	AFH1MW265	0			
		Sample Number: MW26-6			
1E	AGH1MW266	0			
		Sample Number: MW26-7			
1E	AHH1MW267	10			
1E	AHD1 1611-14-3	Benzene, 1-ethyl-2-methyl-	22.525	6	NJ
1E	AHD1 2526-73-8	Benzene, 1,2,3-trimethyl-	23.559	5	NJ
1E	AHD1 3	Unknown C3-alkylbenzene	23.886	8	J
1E	AHD1 4	Unknown C4-alkylbenzene	24.041	6	J
1E	AHD1 5	Unknown C4-alkylbenzene	24.817	8	J
1E	AHD1 6	Unknown C4-alkylbenzene	25.283	6	J
1E	AHD1 7	Unknown C4-alkylbenzene	25.369	9	J
1E	AHD1 8	Unknown benzene derivative w	26.111	15	ZJ
1E	AHD1 9	Unknown naphthalene derivati	26.421	6	J
1E	AHD110	Unknown benzene derivative	27.042	4	J
			Total:	73	
		Sample Number: MW26-70			
1E	AIH1MW2670	10			
1E	AID1 1611-14-3	Benzene, 1-ethyl-2-methyl-	22.525	6	NJ
1E	AID1 2526-73-8	Benzene, 1,2,3-trimethyl-	23.576	4	NJ
1E	AID1 3	Unknown C3-alkylbenzene	23.886	8	J
1E	AID1 4	Unknown C4-alkylbenzene	24.335	4	J
1E	AID1 5	Unknown C4-alkylbenzene	25.283	6	J
1E	AID1 6	Unknown C4-alkylbenzene	25.369	8	J
1E	AID1 7	Unknown benzene derivative w	26.111	11	ZJ
1E	AID1 8	Unknown naphthalene derivati	26.439	5	J
1E	AID1 9	Unknown C5-alkylbenzene	26.853	4	J
1E	AID110	Unknown benzene derivative	27.06	4	J
			Total:	60	
		Sample Number: MW26-7R			
1E	AJH1MW267R	0			
		Sample Number: MW26-8			
1E	AKH1MW268	0			

		Sample Number: MW26-9			
1E	ALH1MW269	0			
		Sample Number: TB111395			
1E	AMH1TB111395	0			
		Sample Number: TB111595			
1E	ANH1TB11595	0			
1E	AOH1VBLKA4	0			
1E	APH1VBLKA8	0			
1E	AQH1VBLKB7	0			
1E	ARH1VBLKC2	0			
1E	ASH1VBLKC9	0			


		Sample Number: MW25-1			
1F	AAH1MW251	1			
1F	AAD1 1	Unknown aliphatic alcohol	6.302	4	J
		Sample Number: MW25-10			
1F	ABH1MW2510	1			
1F	ABD1 1	Unknown aliphatic alcohol	6.301	7	J
		Sample Number: MW25-11			
1F	ACH1MW2511	11			
1F	ACD1 1	Unknown siloxane derivative	5.956	3	J
1F	ACD1 2	Unknown polyalkoxy alcohol	14.36	4	JB
1F	ACD1 3	Unknown polyalkoxy alcohol	16.282	5	JB
1F	ACD1 4	Unknown polyalkoxy alcohol w	17.623	2	ZJ
1F	ACD1 5	Unknown siloxane derivative	17.869	2	J
1F	ACD1 6	Unknown polyalkoxy alcohol	17.968	3	J
1F	ACD1 7	Unknown amide	18.492	11	J
1F	ACD1 8	Unknown polyalkoxy alcohol	19.194	2	J
1F	ACD1 9	Unknown siloxane derivative	19.421	3	J
1F	ACD110	Unknown siloxane derivative	20.125	3	J
1F	ACD111	Unknown siloxane derivative	20.81	2	J
			Total:	40	
		Sample Number: MW25-13			
1F	ADH1MW2513	6			
1F	ADD1 1	Unknown aliphatic compound	9.79	7	J
1F	ADD1 2	Unknown	10.433	3	J
1F	ADD1 357-10-3	Hexadecanoic acid	12.806	2	NJ
1F	ADD1 4	Unknown aliphatic compound	13.804	10	J
1F	ADD1 5	Unknown polyalkoxy alcohol w	14.358	3	ZJ
1F	ADD1 6	Unknown amide	18.492	2	J
			Total:	27	
		Sample Number: MW25-15			
1F	AEH1MW2515	3			
1F	AED1 1	Unknown aliphatic compound	4.054	3	J
1F	AED1 2	Unknown chlorinated compound	4.183	5	JB
1F	AED1 3	Unknown aliphatic compound	9.797	7	J
			Total:	15	
		Sample Number: MW25-17			
1F	AFH1MW2517	4			
1F	AFD1 1	Unknown chlorinated compound	4.192	3	JB
1F	AFD1 2	Unknown aliphatic compound	9.793	2	J
1F	AFD1 3544-63-8	Tetradecanoic acid	11.157	2	NJ
1F	AFD1 457-10-3	Hexadecanoic acid	12.817	3	NJ
			Total:	10	
		Sample Number: MW25-18			

1F	AGH1MW2518	1		
1F	AGD1 1	Unknown aliphatic alcohol	6.292	6 J
		Sample Number: MW25-19		
1F	AHH1MW2519	0		
		Sample Number: MW25-2		
1F	AIH1MW252	20		
1F	AID1 1	Unknown C3-alkylbenzene	4.339	300 J
1F	AID1 2	Unknown C3-alkylbenzene	4.409	210 J
1F	AID1 3	Unknown C3-alkylbenzene	4.537	190 J
1F	AID1 4	Unknown C3-alkylbenzene	4.686	410 J
1F	AID1 5	Unknown C3-alkylbenzene	4.964	230 J
1F	AID1 6	Unknown aromatic hydrocarbon	5.093	200 J
1F	AID1 7	Unknown cyclic ketone	5.142	70 J
1F	AID1 8	Unknown C3-alkylbenzene	5.271	83 J
1F	AID1 9	Unknown C3-alkylbenzene	5.351	22 J
1F	AID110	Unknown C3-alkylbenzene	5.44	69 J
1F	AID111	Unknown C3-alkylbenzene	5.509	90 J
1F	AID112	Unknown C4-alkylbenzene	5.797	23 J
1F	AID113	Unknown aromatic hydrocarbon	5.966	21 J
1F	AID114	Unknown aromatic hydrocarbon	6.056	41 J
1F	AID11583-33-0	1H-Inden-1-one, 2,3-dihydro-	7.15	16 NJ
1F	AID116	Unknown alkylbenzene	7.449	16 J
1F	AID117621-36-3	m-Tolylacetic acid	7.648	26 NJ
1F	AID118	Unknown benzene derivatives	7.738	28 JZ
1F	AID119	Unknown dimethylnaphthalene	8.336	23 JZ
1F	AID120	Unknown	8.785	17 J
			Total:	2085
		Sample Number: MW25-3		
1F	AJH1MW253	10		
1F	AJD1 1	Unknown C3-alkylbenzene	3.889	2 J
1F	AJD1 2	Unknown C3-alkylbenzene	4.383	3 J
1F	AJD1 3	Unknown C3-alkylbenzene	4.58	4 J
1F	AJD1 4	Unknown C3-alkylbenzene	5.006	4 J
1F	AJD1 5	Unknown C4-alkylbenzene	5.799	2 J
1F	AJD1 6	Unknown aliphatic acid w/alk	5.838	4 JZ
1F	AJD1 7	Unknown aromatic hydrocarbon	6.106	3 JZ
1F	AJD1 8	Unknown aliphatic alcohol	6.344	9 J
1F	AJD1 957-10-3	Hexadecanoic acid	12.833	3 NJ
1F	AJD11057-11-4	Octadecanoic acid	14.399	3 NJ
			Total:	37
		Sample Number: MW25-4D		
1F	AKH1MW254D	1		
1F	AKD1 1	Unknown chlorinated compound	4.202	4 JB

		Sample Number: MW25-50		
1F	ALH1MW2550	1		
1F	ALD1 1	Unknown	4.804	3 J
		Sample Number: MW25-5D		
1F	AMH1MW255D	2		
1F	AMD1 157-10-3	Hexadecanoic acid	12.847	3 NJ
1F	AMD1 2	Unknown amide	18.534	4 J
			Total:	7
		Sample Number: MW25-6		
1F	ANH1MW256	1		
1F	AND1 1	Unknown aliphatic alcohol	6.301	3 J
		Sample Number: MW25-7D		
1F	AOH1MW257D	0		
		Sample Number: MW25-8		
1F	APH1MW258	3		
1F	APD1 1	Unknown	6.064	7 J
1F	APD1 2	Unknown	6.143	2 J
1F	APD1 3	Unknown polyalkoxy alcohol	16.235	3 J
			Total:	12
		Sample Number: MW25-9		
1F	AQH1MW259	7		
1F	AQD1 1	Unknown C3-alkylbenzene	3.87	2 J
1F	AQD1 2	Unknown C3-alkylbenzene	4.374	7 J
1F	AQD1 3	Unknown C3-alkylbenzene	4.571	6 J
1F	AQD1 4	Unknown C3-alkylbenzene	5.007	8 J
1F	AQD1 5	Unknown aromatic hydrocarbon	6.107	3 J
1F	AQD1 6	Unknown aliphatic alcohol	6.345	12 J
1F	AQD1 7	Unknown polyalkoxy alcohol	14.386	2 JB
			Total:	40
		Sample Number: LAB BLANK		
1F	ARH1SBLK1M	0		
		Sample Number: LAB BLANK		
1F	ASH1SBLK7L	6		
1F	ASD1 1	Unknown	4.075	3 J
1F	ASD1 2	Unknown chlorinated compound	4.203	3 J
1F	ASD1 3	Unknown cyclohexane derivati	5.061	2 J
1F	ASD1 4	Unknown	5.762	2 J
1F	ASD1 5	Unknown polyalkoxy alcohol	14.349	4 J
1F	ASD1 6	Unknown polyalkoxy alcohol	16.284	4 J
		Sample Number: LAB BLANK		
1F	ATH1SBLK8L	3		
1F	ATD1 1	Unknown	4.064	4 J
1F	ATD1 2	Unknown chlorinated compound	4.193	8 J

1F	ATD1 33622-84-2	Benzenesulfonamide, N-butyl-	11.561	7	NJ
		Sample Number: LAB BLANK			
1F	AUH1SBLK9L			1	
1F	AUD1 13622-84-2	Benzenesulfonamide, N-butyl-	11.511	35	NJ
		Sample Number: MW25-12D			
1F	AVH1W2512D			5	
1F	AVD1 1	Unknown polyalkoxy alcohol	14.358	4	JB
1F	AVD1 2	Unknown polyalkoxy alcohol	16.28	5	JB
1F	AVD1 3	Unknown polyalkoxy alcohol	17.967	2	J
1F	AVD1 4	Unknown amide	18.49	3	J
1F	AVD1 5	Unknown polyalkoxy alcohol	19.192	2	J
			Total:	16	
		Sample Number: MW25-14D			
1F	AWH1W2514D			7	
1F	AWD1 1	Unknown polyalkoxy alcohol	14.353	8	JB
1F	AWD1 2	Unknown polyalkoxy alcohol	15.922	3	J
1F	AWD1 3	Unknown polyalkoxy alcohol	16.278	6	JB
1F	AWD1 4	Unknown polyalkoxy alcohol	17.611	3	J
1F	AWD1 5	Unknown polyalkoxy alcohol	17.967	3	J
1F	AWD1 6	Unknown polyalkoxy alcohol	19.181	2	J
1F	AWD1 7	Unknown w/ unknown polyalkoxy	20.627	2	ZJ
			Total:	27	
		Sample Number: MW25-16D			
1F	AXH1W2516D			2	
1F	AXD1 1	Unknown aliphatic compound	4.063	3	J
1F	AXD1 2	Unknown chlorinated compound	4.192	6	JB
			Total:	9	
		Sample Number: MW25-5DR			
1F	AYH1W255DR			2	
1F	AYD1 1	Unknown polyalkoxy alcohol	14.368	4	JB
1F	AYD1 2	Unknown polyalkoxy alcohol	16.303	4	JB
			Total:	8	

		Sample Number: SB25-16-00			
1E	AAH1251600	1			
1E	AAD1 1121-43-7	Boric acid, trimethyl ester	3.634	9	XNJ
		Sample Number: SB25-16-01			
1E	ABH1251601	1			
1E	ABD1 1121-43-7	Boric acid, trimethyl ester	3.704	6	XNJ
		Sample Number: SB25-16-02			
1E	ACH1251602	1			
1E	ACD1 1121-43-7	Boric acid, trimethyl ester	3.6	7	NXJ
		Sample Number: LAB BLANK			
1E	ADH1VBLKW4	1			
1E	ADD1 1121-43-7	Boric acid, trimethyl ester	3.617	6	NJX



		Sample Number: SB25-12-00			
1E	AAH1251200	0			
		Sample Number: SB25-12-02			
1E	ABH1251202	0			
		Sample Number: SB25-12-03			
1E	ACH1251203	0			
		Sample Number: SB25-13-00			
1E	ADH1251300	0			
		Sample Number: SB25-13-02			
1E	AEH1251302	0			
		Sample Number: SB25-13-04			
1E	AFH1251304	0			
		Sample Number: SB25-14-00			
1E	AGH1251400	0			
		Sample Number: SB25-14-01			
1E	AHH1251401	0			
		Sample Number: SB25-14-02			
1E	AIH1251402	0			
		Sample Number: SB25-11-00			
1E	AKH1SB251100	0			
		Sample Number: SB25-11-02			
1E	ANH1SB251102	0			
		Sample Number: SB25-11-03			
1E	AOH1SB251103	10			
1E	AOD1 1	Unknown C8-alkane	8.634	160	J
1E	AOD1 2	Unknown C3-alkylcyclopentene	9.706	100	JZ
1E	AOD1 3	Unknown C3-alkylcyclohexane	10.294	120	J
1E	AOD1 4	Unknown C3-alkylcyclohexane	10.553	140	J
1E	AOD1 5	Unknown C3-alkylcyclohexane	11.54	130	J
1E	AOD1 6	Unknown	11.834	100	J
1E	AOD1 7	Unknown alkane	12.198	170	J
1E	AOD1 8	Unknown aliphatic compound	12.302	120	J
1E	AOD1 9	Unknown	12.424	130	J
1E	AOD110	Unknown C10-alkane	12.735	180	J
			Total:	1350	
		Sample Number: SB25-11-03DL			
1E	APH1SB251103DL	10			
1E	APD1 1	Unknown C3-alkylcyclohexane	10.274	80	JZ
1E	APD1 2	Unknown C3-alkylcyclohexane	10.534	92	JZ
1E	APD1 3	Unknown C3-alkylcyclohexane	10.984	61	J
1E	APD1 4	Unknown	11.105	73	J
1E	APD1 5	Unknown C3-alkylcyclohexane	11.52	110	J
1E	APD1 6	Unknown	11.815	89	J

1E	APD1 7	Unknown C10-alkane	11.884	76 J
1E	APD1 8	Unknown	12.109	99 J
1E	APD1 9	Unknown	12.404	140 J
1E	APD110	Unknown C10-alkane	12.716	140 J
		Sample Number: SB25-15-00	Total:	960
1E	AQH1SB251500	0		
		Sample Number: SB25-15-01		
1E	ARH1SB251501	0		
		Sample Number: SB25-15-02		
1E	ASH1SB251502	0		
		Sample Number: SD25-3		
1E	ATH1SD253	0		
		Sample Number: SD25-30		
1E	AUH1SD2530	0		
		Sample Number: SD25-3R		
1E	AVH1SD253R	0		
		Sample Number: SD25-7		
1E	AWH1SD257	1		
1E	AWD1 1	Unknown	11.525	52 J
1E	AXH1SD258	1		
1E	AXD1 1	Unknown alkane	12.326	14 J
1E	AYH1SD259	1		
1E	AYD1 1	Unknown	11.496	25 J
1E	AZH1TB101195	0		
1E	BAH1TB101695	0		
1E	BBH1VBLKQ3	0		
1E	BCH1VBLKQ6	0		
1E	BDH1VBLKQ8	0		
1E	BEH1VBLKR9	0		
1E	BFH1VBLKS9	0		
1E	BGH1VBLKT4	0		
1E	BHH1VBLKT8	0		
1E	BIH1VBLKU3	0		
1E	BJH1VBLKV4	0		
1E	BKH1VBLKV9	0		
			Total:	91


		Sample Number: SB26-10-00			
1E	AAH110-00		1		
1E	AAD1 1556-67-2	Cyclotetrasiloxane, octameth		11.2	31 NJ
1E	ABH110-03		1		
1E	ABD1 1110-54-3	Hexane		5.13	7 NJ
1E	ACH110-04		0		
1E	ADH15-00		0		
1E	AEH15-03		1		
1E	AED1 1	Unknown aliphatic compound		13.85	6 J
1E	AFH15-05		0		
1E	AGH15-05MS		0		
1E	AHH15-05MSD		0		
1E	AIH16-00		0		
1E	AJH16-04		0		
1E	AKH16-06		0		
1E	ALH17-00		0		
1E	AMH17-03		10		
1E	AMD1 1	Unknown C11-alkane		12.33	4900 J
1E	AMD1 2	Unknown alkylcyclohexane w/u		12.65	4400 JZ
1E	AMD1 3	Unknown aliphatic compound		13.77	7300 J
1E	AMD1 4	Unknown		13.92	5200 J
1E	AMD1 5	Unknown substituted benzene		14.2	11000 J
1E	AMD1 6	Unknown aliphatic compound		14.65	5300 J
1E	AMD1 7	Unknown		14.88	5200 J
1E	AMD1 8	Unknown		15.22	5500 J
1E	AMD1 9	Unknown methylnaphthalene w/		15.77	7100 JZ
1E	AMD110	Unknown methylnaphthalene w/		15.97	4900 JZ
1E	ANH17-03MS		0		
1E	AOH17-03MSD		0		
1E	APH17-07		10		
1E	APD1 1	Unknown C11-alkane		12.4	4200 J
1E	APD1 2	Unknown alkylcyclohexane w/u		12.72	4600 JZ
1E	APD1 3	Unknown aliphatic compound		13.82	7200 J
1E	APD1 4	Unknown		13.97	4900 J
1E	APD1 5	Unknown substituted benzene		14.25	11000 JZ
1E	APD1 6	Unknown		14.4	4300 J
1E	APD1 7	Unknown substituted benzenes		14.65	4200 JZ
1E	APD1 8	Unknown		14.93	5300 J
1E	APD1 9	Unknown		15.28	5200 J
1E	APD110	Unknown methylnaphthalene w/		15.82	5000 JZ
1E	AQH18-00		0		
1E	ARH18-04		0		
1E	ASH18-05		0		

1E	ATH19-00		0		
1E	AUH1MSB		0		
1E	AVH1MSB2		0		
1E	AWH1TB92395		0		
1E	AXH1VBLKDV		0		
1E	AYH1VBLKDW		0		
1E	AZH1VBLKM5		1		
1E	AZD1 1541-02-6	Cyclopentasiloxane, decameth	13.12	7	NJ
1E	BAH1VBLKN1		0		
1E	BBH1VBLKN5		0		
1E	BCH1VBLKN8		11		
1E	BCD1 1	C002 DICHLORODIFLUOROMETHAN	0	0	NJ
1E	BCD1 2	C052 TETRAHYDROFURAN	0	0	NJ
1E	BCD1 3	C063 FREON TF	0	0	NJ
1E	BCD1 4	C206 1,3-DICHLOROPROPANE	0	0	NJ
1E	BCD1 5	C246 A-METHYLSTYRENE	0	0	NJ
1E	BCD1 6	C005 BROMOTRIFLUOROMETHANE	2.05	0.2	NJ
1E	BCD1 7	C141 METHYL METHACRYLATE	7.833	0.2	NJ
1E	BCD1 8	C227 BUTYL ACETATE	9.65	0.2	NJ
1E	BCD1 9	C260 1,3-DICHLOROBENZENE	12.817	0.5	NJ
1E	BCD110	C270 1,4-DICHLOROBENZENE	12.817	0.5	NJ
1E	BCD111	C249 1,2-DICHLOROBENZENE	13.2	0.2	NJ
1E	BDH1VBLKP3		0		
1E	BEH1VBLKT3		0		
			Totals:	116752.8	


		Sample Number: SB25-10-00			
1E	AAH110-00		0		
		Sample Number: SB25-10-01			
1E	ABH110-01		1		
1E	ABD1 1121-43-7	Boric acid, trimethyl ester	3.217	6	XNJ
		Sample Number: SB25-10-02			
1E	ACH110-02		1		
1E	ACD1 1121-43-7	Boric acid, trimethyl ester	3.234	7	XNJ
		Sample Number: SB25-07-00			
1E	ADH17-00		1		
1E	ADD1 1121-43-7	Boric acid, trimethyl ester	3.267	7	XNJ
		Sample Number: SB25-07-03			
1E	AEH17-03		1		
1E	AED1 1121-43-7	Boric acid, trimethyl ester	3.268	7	XNJ
		Sample Number: SB25-07-04			
1E	AFH17-04		1		
1E	AFD1 1121-43-7	Boric acid, trimethyl ester	3.286	7	XNJ
		Sample Number: SB25-07-10			
1E	AGH17-10		1		
1E	AGD1 1121-43-7	Boric acid, trimethyl ester	3.234	6	XNJ
		Sample Number: SB25-07-00RNS			
1E	AHH1700RNS		0		
		Sample Number: SB25-08-00			
1E	AIH18-00		1		
1E	AID1 1121-43-7	Boric acid, trimethyl ester	3.217	7	XNJ
1E	AJH18-01		0		
1E	AKH18-02		1		
1E	AKD1 1121-43-7	Boric acid, trimethyl ester	3.217	6	XNJ
1E	ALH19-00		0		
1E	AMH19-01		1		
1E	AMD1 1121-43-7	Boric acid, trimethyl ester	3.251	8	XNJ
1E	ANH19-02		0		
1E	AOH1SD251		0		
1E	APH1SD2510		0		
1E	AQH1SD2515		0		
1E	ARH1SD252		0		
1E	ASH1SD254		0		
1E	ATH1SD255		0		
1E	AUH1SD256		1		
1E	AUD1 1629-50-5	Tridecane	11.272	17	NJ
1E	AVH1SD256R		0		
1E	AWH1SD256RE		0		
1E	AXH1TB92695		0		

1E	AYH1TB92795	0		
1E	AZH1VBLKN2	0		
1E	BAH1VBLKN3	0		
1E	BBH1VBLKN5	0		
1E	BCH1VBLKP9	0		
1E	BDH1VBLKQ2	0		
1E	BEH1VBLKR9	0		
1E	BFH1VBLKS8	0		
			^Total:	25


		Sample Number: SB25-09-04			
1E	AAH19-04		2		
1E	AAD1 1121-43-7	Boric acid, trimethyl ester		3.234	9 NJX
1E	AAD1 2110-54-3	Hexane		5.165	15 NJ
1E	ABH19-04DL		0		
1E	ACH19-05		1		
1E	ACD1 1121-43-7	Boric acid, trimethyl ester		3.355	8 NJX
1E	AEH1SD26-3		0		
1E	AFH1SD262		0		
1E	AGH1SD264		0		
1E	AHH1SD265		0		
1E	AIH1SD266		0		
1E	AJH1SD267		0		
1E	AKH1SD269		0		
1E	ALH1SS2610		0		
1E	AMH1SS2610RN		0		
1E	ANH1SS2611		0		
1E	AQH1SS2612		0		
1E	ARH1SS2613		0		
1E	ASH1SS2614		0		
1E	ATH1SS2650		0		
1E	AUH1SS269		0		
1E	AVH1TB10495		0		
1E	AWH1TB92495		0		
1E	AXH1TB92595		0		
1E	AYH1VBLKN2		0		
1E	AZH1VBLKN3		0		
1E	BAH1VBLKO5		0		
1E	BBH1VBLKP9		0		
1E	BCH1VBLKQ3		0		
1E	BDH1VBLKR3		0		
			Total:		32



		Sample Number: DIWAT			
1E	AAH1DIWAT	0			
1E	ABH1TB10395	0			
1E	ACH1VBLK08	1			
1E	ACD1 1	Unknown siloxane derivative	24.83	1 J	



		Sample Number: As Shown		
1E	AAH1SW26-3	0		
1E	ABH1SW2610	0		
1E	ACH1SW2610R	0		
1E	ADH1SW2611	0		
1E	AEH1SW2612	0		
1E	AFH1SW262	0		
1E	AGH1SW264	0		
1E	AHH1SW265	0		
1E	AIH1SW266	0		
1E	AJH1SW267	0		
1E	AKH1SW268	0		
1E	ALH1SW269	0		
1E	AMH1TB10795	0		
1E	ANH1TB10895	0		
1E	AOH1VBLKP1	0		
1E	APH1VBLKQ1	0		
1E	AQH1VBLKS9	0		
1E	ARH1VBLKU6	0		



APPENDIX I
ODAST MODEL

Transient Solution to the Advective-Dispersive Equation for One-Dimensional Flow, Type Three Boundary Condition (Decaying Source, Constant Location, Variable Time, Solution of van Genuchten and Alves, 1982) - Checked against Solute ONE3-D by THW 1/5/95

SEAD-25
Benzene

Hydrogeologic Data

Hydraulic conductivity	$K = 0.53 \frac{\text{m}}{\text{day}}$
Hydraulic gradient	$I = 0.02 \frac{\text{ft}}{\text{ft}}$
Effective porosity	$n_e = 0.175$
Total porosity	$n = 0.37$
Longitudinal dispersivity (EPRI, 1985)	$\alpha_x = 3 \cdot \text{m}$
Concentration of Injected Contaminant	$C_s = 60.80 \frac{\text{mg}}{\text{liter}}$
Initial Dissolved Contaminant Concentration	$C_o = 3.04 \frac{\text{mg}}{\text{liter}}$

Retardation Coefficient Calculation

Solute Decay Rate	$\lambda = 0.002 \frac{1}{\text{day}}$	
Source Decay Rate	$\gamma = 0.0002 \frac{1}{\text{day}}$	
Soil sorption coefficient (EPA, 1990)	$K_{oc} = 83 \frac{\text{mL}}{\text{gm}}$	
Bulk density (Freeze and Cherry, 1979)	$\rho_b = 1.80 \frac{\text{gm}}{\text{cm}^3}$	
Organic carbon content	$f_{oc} = 0.62\%$	
Retardation coefficient	$R = 1 + \frac{\rho_b K_{oc} f_{oc}}{n}$	$R = 3.503$

Groundwater Hydraulics Calculations

Groundwater velocity (pore-water)	$v_x = \frac{K \cdot I}{n_e}$	$v_x = 0.061 \frac{\text{m}}{\text{day}}$
Contaminant velocity	$v_c = \frac{v_x}{R}$	$v_c = 0.017 \frac{\text{m}}{\text{day}}$
Longitudinal dispersion coefficient	$D_x = \alpha_x \cdot v_x$	$D_x = 1.956 \frac{\text{ft}^2}{\text{day}}$

Initial Plume Distribution Calculation

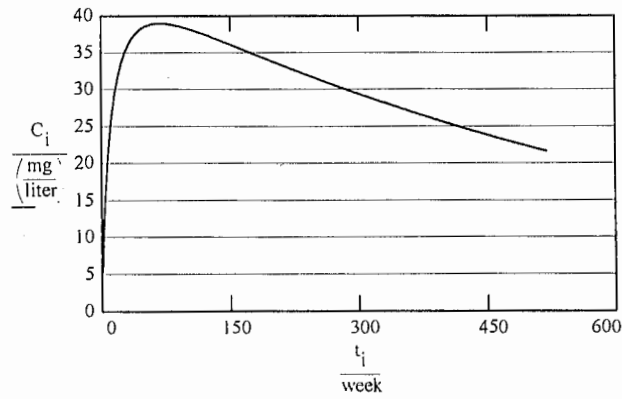
$$\text{week} := 7 \cdot \text{day} \quad i = 1..520 \quad x = 1 \cdot \text{m}$$

$$\Delta t = 1 \cdot \text{week}$$

$$t_i = \Delta t \cdot i$$

For Retarded Flow with Biodegradation and a Decaying Source (van Genuchten and Alves, 1982)

$$C_i = C_0 \cdot \exp(-\lambda \cdot t_i) \left[1 - \frac{1}{2} \left(1 - \operatorname{erf} \left(\frac{R \cdot x - v_x \cdot t_i}{2 \cdot \sqrt{D_x \cdot R \cdot t_i}} \right) \right) - \frac{(v_x^2 \cdot t_i)}{\pi \cdot D_x \cdot R} \cdot \exp \left[-\frac{(R \cdot x - v_x \cdot t_i)^2}{4 \cdot D_x \cdot R \cdot t_i} \right] + \frac{1}{2} \left(1 + \frac{v_x \cdot x}{D_x} + \frac{v_x^2 \cdot t_i}{D_x \cdot R} \right) \cdot \exp \left(\frac{v_x \cdot x}{D_x} \right) \cdot \left(1 - \operatorname{erf} \left(\frac{R \cdot x + v_x \cdot t_i}{2 \cdot \sqrt{D_x \cdot R \cdot t_i}} \right) \right) \right] + C_s \cdot \exp(-\gamma \cdot t_i) \left[\frac{v_x}{v_x + v_x} \sqrt{\frac{4 \cdot D_x \cdot R}{1 + \frac{4 \cdot D_x \cdot R}{v_x^2} (\lambda - \gamma)}} \cdot \exp \left[\frac{v_x - v_x}{2 \cdot D_x} \sqrt{1 + \frac{4 \cdot D_x \cdot R}{v_x^2} (\lambda - \gamma)} \cdot x \right] \cdot \left[1 - \operatorname{erf} \left(\frac{R \cdot x - t_i \cdot v_x}{2 \cdot \sqrt{D_x \cdot R \cdot t_i}} \sqrt{1 + \frac{4 \cdot D_x \cdot R}{v_x^2} (\lambda - \gamma)} \right) \right] + \frac{v_x}{v_x - v_x} \sqrt{\frac{4 \cdot D_x \cdot R}{1 + \frac{4 \cdot D_x \cdot R}{v_x^2} (\lambda - \gamma)}} \cdot \exp \left[\frac{v_x - v_x}{2 \cdot D_x} \sqrt{1 + \frac{4 \cdot D_x \cdot R}{v_x^2} (\lambda - \gamma)} \cdot x \right] \cdot \left[1 - \operatorname{erf} \left(\frac{R \cdot x + t_i \cdot v_x}{2 \cdot \sqrt{D_x \cdot R \cdot t_i}} \sqrt{1 + \frac{4 \cdot D_x \cdot R}{v_x^2} (\lambda - \gamma)} \right) \right] + \frac{v_x^2}{2 \cdot D_x \cdot R \cdot (\lambda - \gamma)} \cdot \exp \left[\frac{v_x \cdot x}{D_x} - (\lambda - \gamma) \cdot t_i \right] \cdot \left(1 - \operatorname{erf} \left(\frac{R \cdot x + v_x \cdot t_i}{2 \cdot \sqrt{D_x \cdot R \cdot t_i}} \right) \right) \right]$$



Transient Solution to the Advective-Dispersive Equation for One-Dimensional Flow, Type Three Boundary Condition (Decaying Source, Constant Location, Variable Time, Solution of van Genuchten and Alves, 1982) - Checked against Solute ONE3-D by THW 1/5/95

SEAD-25
TCE

Hydrogeologic Data

Hydraulic conductivity	$K = 0.53 \frac{\text{m}}{\text{day}}$
Hydraulic gradient	$I = 0.02 \frac{\text{ft}}{\text{ft}}$
Effective porosity	$n_e = 0.175$
Total porosity	$n = 0.37$
Longitudinal dispersivity (EPRI, 1985)	$\alpha_x = 3 \text{ m}$
Concentration of Injected Contaminant	$C_s = 1.36 \frac{\text{mg}}{\text{liter}}$
Initial Dissolved Contaminant Concentration	$C_o = 0.068 \frac{\text{mg}}{\text{liter}}$

Retardation Coefficient Calculation

Solute Decay Rate	$\lambda = 0.0002 \frac{1}{\text{day}}$
Source Decay Rate	$\gamma = 0.00002 \frac{1}{\text{day}}$
Soil sorption coefficient (EPA, 1990)	$K_{oc} = 126 \frac{\text{mL}}{\text{gm}}$
Bulk density (Freeze and Cherry, 1979)	$\rho_b = 1.80 \frac{\text{gm}}{\text{cm}^3}$
Organic carbon content	$f_{oc} = 0.62\%$
Retardation coefficient	$R = 1 + \frac{\rho_b \cdot K_{oc} \cdot f_{oc}}{n} \quad R = 4.8$

Groundwater Hydraulics Calculations

Groundwater velocity (pore-water)	$v_x = \frac{K \cdot I}{n_e}$	$v_x = 0.061 \frac{\text{m}}{\text{day}}$
Contaminant velocity	$v_c = \frac{v_x}{R}$	$v_c = 0.013 \frac{\text{m}}{\text{day}}$
Longitudinal dispersion coefficient	$D_x = \alpha_x \cdot v_x$	$D_x = 1.956 \frac{\text{ft}^2}{\text{day}}$

Transient Solution to the Advective-Dispersive Equation for One-Dimensional Flow, Type Three Boundary Condition (Decaying Source, Constant Location, Variable Time, Solution of van Genuchten and Alves, 1982) - Checked against Solute ONE3-D by THW 1/5/95

SEAD-26
Benzene

Hydrogeologic Data

Hydraulic conductivity	$K := 2.33 \frac{\text{m}}{\text{day}}$
Hydraulic gradient	$I := 0.01 \frac{\text{ft}}{\text{ft}}$
Effective porosity	$n_e := 0.175$
Total porosity	$n := 0.37$
Longitudinal dispersivity (EPRI, 1985)	$\alpha_x := 3 \cdot \text{m}$
Concentration of Injected Contaminant	$C_s := 1.026 \frac{\text{mg}}{\text{liter}}$
Initial Dissolved Contaminant Concentration	$C_o := 0.0513 \frac{\text{mg}}{\text{liter}}$

Retardation Coefficient Calculation

Solute Decay Rate	$\lambda := 0.002 \frac{1}{\text{day}}$	
Source Decay Rate	$\gamma := 0.0002 \frac{1}{\text{day}}$	
Soil sorption coefficient (EPA, 1990)	$K_{oc} := 83 \frac{\text{mL}}{\text{gm}}$	
Bulk density (Freeze and Cherry, 1979)	$\rho_b := 1.80 \frac{\text{gm}}{\text{cm}^3}$	
Organic carbon content	$f_{oc} := 0.62\%$	
Retardation coefficient	$R := 1 + \frac{\rho_b \cdot K_{oc} \cdot f_{oc}}{n}$	$R = 3.503$

Groundwater Hydraulics Calculations

Groundwater velocity (pore-water)	$v_x := \frac{K \cdot I}{n_e}$	$v_x = 0.133 \frac{\text{m}}{\text{day}}$
Contaminant velocity	$v_c := \frac{v_x}{R}$	$v_c = 0.038 \frac{\text{m}}{\text{day}}$
Longitudinal dispersion coefficient	$D_x := \alpha_x \cdot v_x$	$D_x = 4.299 \frac{\text{ft}^2}{\text{day}}$

Initial Plume Distribution Calculation

week = 7 · day i = 1 .. 5400 x = 1 · m
 Δt = 1 · week
 t_i = Δt · i

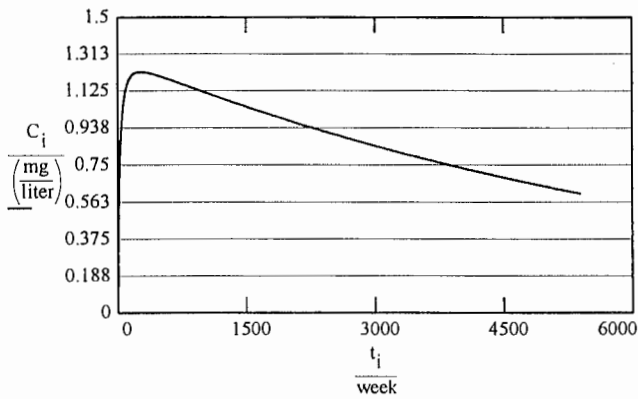
For Retarded Flow with Biodegradation and a Decaying Source (van Genuchten and Alves, 1982)

$$C_i = C_0 \cdot \exp(-\lambda \cdot t_i) \cdot \left[1 - \frac{1}{2} \left(1 - \operatorname{erf} \left(\frac{R \cdot x - v_x \cdot t_i}{2 \cdot \sqrt{D_x \cdot R \cdot t_i}} \right) \right) - \left(\frac{v_x^2 \cdot t_i}{\pi \cdot D_x \cdot R} \right) \cdot \exp \left[-\frac{(R \cdot x - v_x \cdot t_i)^2}{4 \cdot D_x \cdot R \cdot t_i} \right] + \frac{1}{2} \left(1 + \frac{v_x \cdot x}{D_x} + \frac{v_x^2 \cdot t_i}{D_x \cdot R} \right) \cdot \exp \left(\frac{v_x \cdot x}{D_x} \right) \cdot \left(1 - \operatorname{erf} \left(\frac{R \cdot x + v_x \cdot t_i}{2 \cdot \sqrt{D_x \cdot R \cdot t_i}} \right) \right) \right] \dots$$

$$+ C_s \cdot \exp(-\gamma \cdot t_i) \cdot \left[\frac{v_x}{v_x + v_x \cdot \sqrt{1 + \frac{4 \cdot D_x \cdot R}{v_x^2} \cdot (\lambda - \gamma)}} \right] \cdot \exp \left[\frac{v_x - v_x \cdot \sqrt{1 + \frac{4 \cdot D_x \cdot R}{v_x^2} \cdot (\lambda - \gamma)}}{2 \cdot D_x} \cdot x \right] \cdot \left[1 - \operatorname{erf} \left[\frac{R \cdot x - t_i \cdot v_x \cdot \sqrt{1 + \frac{4 \cdot D_x \cdot R}{v_x^2} \cdot (\lambda - \gamma)}}{2 \cdot \sqrt{D_x \cdot R \cdot t_i}} \right] \right] \dots$$

$$+ \left[\frac{v_x}{v_x - v_x \cdot \sqrt{1 + \frac{4 \cdot D_x \cdot R}{v_x^2} \cdot (\lambda - \gamma)}} \right] \cdot \exp \left[\frac{v_x - v_x \cdot \sqrt{1 + \frac{4 \cdot D_x \cdot R}{v_x^2} \cdot (\lambda - \gamma)}}{2 \cdot D_x} \cdot x \right] \cdot \left[1 - \operatorname{erf} \left[\frac{R \cdot x + t_i \cdot v_x \cdot \sqrt{1 + \frac{4 \cdot D_x \cdot R}{v_x^2} \cdot (\lambda - \gamma)}}{2 \cdot \sqrt{D_x \cdot R \cdot t_i}} \right] \right] \dots$$

$$+ \left[\frac{v_x^2}{2 \cdot D_x \cdot R \cdot (\lambda - \gamma)} \right] \cdot \exp \left[\frac{v_x \cdot x}{D_x} - (\lambda - \gamma) \cdot t_i \right] \cdot \left(1 - \operatorname{erf} \left(\frac{R \cdot x + v_x \cdot t_i}{2 \cdot \sqrt{D_x \cdot R \cdot t_i}} \right) \right)$$



Initial Plume Distribution Calculation

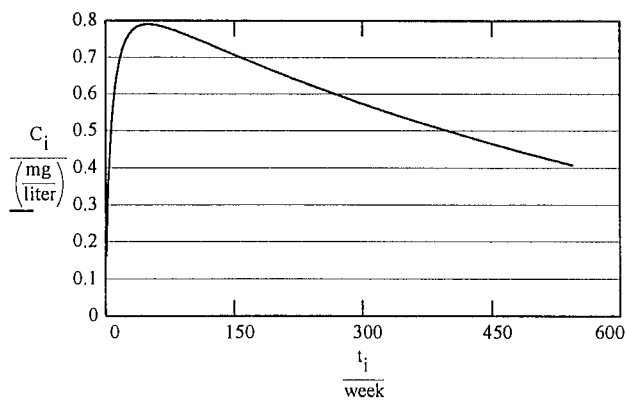
week := 7·day i := 1..545 x := 1·m

Δt = 1·week

t_i := Δt·i

For Retarded Flow with Biodegradation and a Decaying Source (van Genuchten and Alves, 1982)

$$C_i = C_0 \cdot \exp(-\lambda \cdot t_i) \cdot \left[1 - \frac{1}{2} \left(1 - \operatorname{erf} \left(\frac{R \cdot x - v_x \cdot t_i}{2 \cdot \sqrt{D_x \cdot R \cdot t_i}} \right) \right) - \frac{(v_x^2 \cdot t_i)}{\pi \cdot D_x \cdot R} \cdot \exp \left[-\frac{(R \cdot x - v_x \cdot t_i)^2}{4 \cdot D_x \cdot R \cdot t_i} \right] + \frac{1}{2} \left(1 + \frac{v_x \cdot x}{D_x} + \frac{v_x^2 \cdot t_i}{D_x \cdot R} \right) \cdot \exp \left(\frac{v_x \cdot x}{D_x} \right) \cdot \left(1 - \operatorname{erf} \left(\frac{R \cdot x + v_x \cdot t_i}{2 \cdot \sqrt{D_x \cdot R \cdot t_i}} \right) \right) \right] + C_s \cdot \exp(-\gamma \cdot t_i) \cdot \left[\frac{v_x}{v_x + v_x} \sqrt{1 + \frac{4 \cdot D_x \cdot R}{v_x^2} \cdot (\lambda - \gamma)} \cdot \exp \left[\frac{v_x - v_x \cdot \sqrt{1 + \frac{4 \cdot D_x \cdot R}{v_x^2} \cdot (\lambda - \gamma)} \cdot x}{2 \cdot D_x} \right] \cdot \left[1 - \operatorname{erf} \left[\frac{R \cdot x - t_i \cdot v_x \cdot \sqrt{1 + \frac{4 \cdot D_x \cdot R}{v_x^2} \cdot (\lambda - \gamma)}}{2 \cdot \sqrt{D_x \cdot R \cdot t_i}} \right] \right] + \frac{v_x}{v_x - v_x} \sqrt{1 + \frac{4 \cdot D_x \cdot R}{v_x^2} \cdot (\lambda - \gamma)} \cdot \exp \left[\frac{v_x + v_x \cdot \sqrt{1 + \frac{4 \cdot D_x \cdot R}{v_x^2} \cdot (\lambda - \gamma)} \cdot x}{2 \cdot D_x} \right] \cdot \left[1 - \operatorname{erf} \left[\frac{R \cdot x + t_i \cdot v_x \cdot \sqrt{1 + \frac{4 \cdot D_x \cdot R}{v_x^2} \cdot (\lambda - \gamma)}}{2 \cdot \sqrt{D_x \cdot R \cdot t_i}} \right] \right] + \frac{v_x^2}{2 \cdot D_x \cdot R \cdot (\lambda - \gamma)} \cdot \exp \left[\frac{v_x \cdot x}{D_x} - (\lambda - \gamma) \cdot t_i \right] \cdot \left(1 - \operatorname{erf} \left(\frac{R \cdot x + v_x \cdot t_i}{2 \cdot \sqrt{D_x \cdot R \cdot t_i}} \right) \right) \right]$$



APPENDIX I

**SCREEN 3 MODEL RUNS
SEAD-25 / SEAD-26**

APPENDIX A.1 DOMENICO ANALYTICAL MODEL

The Domenico (1987) analytical model, used by BIOSCREEN, is designed for the multidimensional transport of a decaying contaminant species. The model equation, boundary conditions, assumptions, and limitations are discussed below.

Domenico Model with Instantaneous Reaction Superposition Algorithm	
	$\frac{C(x,y,z,t)}{(C_0 + BC)} = \frac{1}{8} \exp\left[\frac{x}{\alpha_x} \left(1 - (1 + 4\lambda\alpha_x/v)^{1/2}\right)\right]$ $\operatorname{erfc}\left[\frac{\left(x - vt(1 + 4\lambda\alpha_x/v)^{1/2}\right)}{2(\alpha_x vt)^{1/2}}\right]$ $\left\{ \operatorname{erf}\left[\frac{(y+Y/2)}{2(\alpha_y x)^{1/2}}\right] - \operatorname{erf}\left[\frac{(y-Y/2)}{2(\alpha_y x)^{1/2}}\right] \right\}$ $\left\{ \operatorname{erf}\left[\frac{(Z)}{2(\alpha_z x)^{1/2}}\right] - \operatorname{erf}\left[\frac{(-Z)}{2(\alpha_z x)^{1/2}}\right] \right\} - BC$ <p>where: $v = \frac{K \cdot i}{\theta_e R}$ $BC = \sum \frac{C(ea)_n}{UF_n}$</p>
Definitions	
<p>BC Biodegradation capacity (mg/L)</p> <p>$C(x,y,z,t)$ Concentration at distance x downstream of source and distance y off centerline of plume at time t (mg/L)</p> <p>C_s Concentration in Source Zone (mg/L)</p> <p>C_0 Concentration in Source Zone at $t=0$ (mg/L)</p> <p>x Distance downgradient of source (ft)</p> <p>y Distance from plume centerline of source (ft)</p> <p>z Distance from surface to measurement point (assumed to be 0; concentration is always assumed to be at top of water table).</p> <p>$C(ea)_n$ Concentration of electron acceptor n in groundwater (mg/L)</p>	<p>UF_n Utilization factor for electron acceptor n (i.e., mass ratio of electron acceptor to hydrocarbon consumed in biodegradation reaction)</p> <p>α_x Longitudinal groundwater dispersivity (ft)</p> <p>α_y Transverse groundwater dispersivity (ft)</p> <p>α_z Vertical groundwater dispersivity (ft)</p> <p>θ_e Effective Soil Porosity</p> <p>λ First-Order Degradation Rate (day^{-1})</p> <p>v Groundwater Seepage Velocity (ft/yr)</p> <p>K Hydraulic Conductivity (ft/yr)</p> <p>R Constituent retardation factor</p> <p>i Hydraulic Gradient (cm/cm)</p> <p>Y Source Width (ft)</p> <p>Z Source Depth (ft)</p>

The initial conditions are:

- 1) $c(x, y, z, 0) = 0$ (Initial concentration = 0 for $x, y, z, > 0$)
- 2) $c(0, Y, Z, 0) = C_0$ (Source concentration for each vertical plane source = C_0 at time 0)

The key assumptions in the model are:

- 1) The aquifer and flow field are homogenous and isotropic.
- 2) The groundwater velocity is fast enough that molecular diffusion in the dispersion terms can be ignored (may not be appropriate for simulation of transport through clays).
- 3) Adsorption is a reversible process represented by a linear isotherm.

The key limitations to the model are:

- 1) The model should not be applied where pumping systems create a complicated flow field.
- 2) The model should not be applied where vertical flow gradients affect contaminant transport.
- 3) The model should not be applied where hydrogeologic conditions change dramatically over the simulation domain.

The most important modifications to the original Domenico model are:

- 1) The addition of "layer cake" source terms where three Domenico models are superimposed one on top of another to yield the 5-source term used in BIOSCREEN (see Connor et al., 1994; and the Source Width description in the BIOSCREEN Data Entry Section).
- 2) Addition of the instantaneous reaction term using the superposition algorithm (see Appendix A.2, below). For the instantaneous reaction assumption, the source concentration is assumed to be an "effective source concentration" (C_{oe}) equal to the observed concentration in the source zone plus the biodegradation capacity (see "Source Concentration" on the BIOSCREEN Data Entry section).

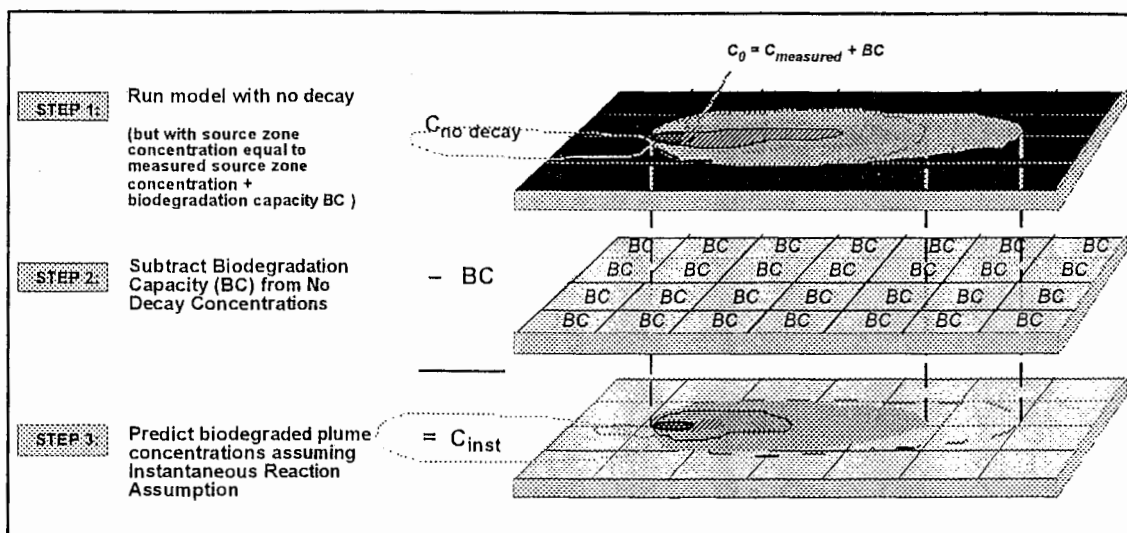
APPENDIX A.2 INSTANTANEOUS REACTION - SUPERPOSITION ALGORITHM

Early biodegradation research focused on the role of dissolved oxygen in controlling the rate of biodegradation in the subsurface (Borden *et al.*, 1986; Lee *et al.*, 1987). Because microbial biodegradation kinetics are relatively fast in comparison to the rate of oxygen transport in the groundwater flow system, Borden demonstrated that the biodegradation process can be simulated as an instantaneous reaction between the organic contaminant and oxygen. This simplifying assumption was incorporated into the BIOPLUME I numerical model which calculated organic mass loss by superposition of background oxygen concentrations onto the organic contaminant plume. In BIOPLUME II, a dual-particle mover procedure was incorporated to more accurately simulate the separate transport of oxygen and organic contaminants within the subsurface (Rifai *et al.*, 1987; Rifai, *et al.*, 1988).

In most analytical modeling applications, contaminant biodegradation is estimated using a first-order decay equation with the biodecay half-life values determined from research literature or site data. However, by ignoring oxygen limitation effects such first-order expressions can significantly overestimate the rate and degree of biodegradation, particularly within low-flow regimes where the rate of oxygen exchange in a groundwater plume is very slow (Rifai, 1994). As a more accurate method of analysis, Newell recommended incorporation of the concept of oxygen superposition into an analytical model (Connor *et al.*, 1994) in a manner similar to that employed in the original BIOPLUME model (Borden *et al.*, 1986). By this method, contaminant mass concentrations at any location and time within the flow field are corrected by subtracting 1 mg/L organic mass for each 3 mg/L of background oxygen, in accordance with the instantaneous reaction assumption. Borden *et al.* (1986) concluded this simple superposition technique was an exact replacement for more sophisticated oxygen-limited models, as long as the oxygen and the hydrocarbon had the same transport rates (e.g., retardation factor, $R = 1$).

In their original work, Borden *et al.* (1986) noted that for highly sorptive contaminants the oxygen-superposition method might erroneously characterize biodegradation due to the differing transport rates of dissolved oxygen and the organic contaminant within the aquifer matrix. However, as demonstrated by Connor *et al.* (1994), the oxygen superposition method and BIOPLUME II (dual particle transport) are in reasonable agreement for contaminant retardation factors as high as 6. Therefore, the superposition method can be employed as a reasonable approximation in BIOSCREEN regardless of contaminant sorption characteristics.

BIOSCREEN employs the same superposition approach for all of the aerobic and anaerobic biodegradation reactions (based on evaluation of O_2 , NO_3 , SO_4 , Fe^{2+} , and CH_4). Based on work reported by Newell *et al.* (1995), the anaerobic reactions (nitrate, ferric iron, and sulfate reduction and methanogenesis) are amenable to simulation using the instantaneous reaction assumption. The general approach is presented below:



Based on the biodegradation capacity of electron acceptors present in the groundwater system, this algorithm will correct the non-decayed groundwater plume concentrations predicted by the Domenico model (Appendix A.1) for the effects of organic constituent biodegradation.

To summarize:

- 1) The original BIOPLUME model (Borden *et al.* 1986) used a superposition method to simulate the fast or "instantaneous" reaction of dissolved hydrocarbons with dissolved oxygen in groundwater.
- 2) Borden *et al.* (1986) reported that this version of BIOPLUME was mathematically exact for the case where the retardation factor of the contaminant was 1.0.
- 3) Rifai and Bedient (1990) developed the BIOPLUME II model with a dual-particle tracking routine that expanded the original BIOPLUME model to handle contaminants with retardation factors other than 1.0, in addition to other improvements.
- 4) Connor *et al.* (1994) compared the superposition method with the more sophisticated BIOPLUME II model and determined that the two approaches yielded very similar results for readily biodegradable contaminants with retardation factors between 1.0 and 6.0.
- 5) BIOSCREEN was developed using the superposition approach to simulate the "instantaneous" reaction of aerobic and anaerobic reactions in groundwater. The biodegradation term in BIOSCREEN is mathematically identical to the approach used in the original BIOPLUME model. This mathematical approach (superposition) matches the more sophisticated BIOPLUME II model very closely for readily biodegradable contaminant retardation factors of up to 6.0. BIOSCREEN simulations using the instantaneous reaction assumption at sites with retardation factors greater than 6.0 should be performed with caution and verified using a more sophisticated model such as BIOPLUME III.

APPENDIX A.3 DERIVATION OF SOURCE HALF-LIFE

Purpose: Determine the source half-life relationship used in BIOSCREEN (see Source Half-Life discussion in BIOSCREEN Data Entry Section, pg 30).

Given:

- 1) There is a finite amount of soluble organic compounds in source zone (the area with contaminated soils and either free-phase or residual NAPL).
- 2) These organics dissolve slowly as fresh groundwater passes through source zone. Assume the change in mass due to dissolution can be approximated as a first order process:

$$M(t) = M_0 e^{-k_s t} \tag{1}$$

Procedure:

- 1) Calculate initial mass of dissolvable organics in source zone, M_0
- 2) Determine initial source concentration from monitoring well data, C_0
- 3) Apply conservation of mass to a control surface containing source zone.
- 4) Set the expressions for mass at time $t \geq 0$ based on dissolution and conservation of mass equal to each other and solve for an expression describing the concentration at time $t \geq 0$.
- 5) Apply initial conditions for concentration at time $t=0$ and solve for the first order decay constant, k_s .

Assumptions:

- 1) Groundwater flowrate is constant, $Q(t)=Q_0$
- 2) Groundwater flowing through the source zone is free of organic compounds. This implies that no mass is added to the system, only dissolution occurs.

Calculations:

- 1) Calculate initial mass of dissolved/soluble organic compound, M_0 by using procedure described under "Soluble Mass in NAPL, Soil" page in BIOSCREEN Data Input section.
- 2) Determine initial concentration, C_0 of organic compound in groundwater leaving the source zone. This may be a spatial average, maximum value, or other value representative of the groundwater concentration leaving the source area. (Note that for the instantaneous reaction assumption, C_0 equals the concentration observed in monitoring wells plus the biodegradation capacity to account for rapid biodegradation reactions in the source zone. See "Soluble Mass in NAPL, Soil" page in BIOSCREEN Data Input section).

$$C(t=0) = C_0 \tag{2}$$

3) Apply conservation of mass to a control surface that contains the source zone. The mass present in the source zone at time $t \geq 0$ is the initial mass plus the change in mass.

$$M(t) = M_0 + \iint_{C.S.} \int_t Q(t) C(t) dt dA \tag{3}$$

DERIVATION OF SOURCE HALF-LIFE, Cont'd

Applying the assumptions equation (3) simplifies to

$$M(t) = M_0 - \int_t Q_0 C(t) dt \quad (4)$$

- 4) Set the two expressions for mass of organic compound in the source zone at time $t \geq 0$ (equations (1) and (4)) equal to each other and solve for an expression describing the concentration leaving the source zone.

$$M_0 e^{-k_s t} = M_0 - \int_t Q_0 C(t) dt \quad (5)$$

$$\frac{d}{dt} \left[\int_t Q_0 C(t) dt = M_0 - M_0 e^{-k_s t} \right] \quad (6)$$

$$Q_0 C(t) = k_s M_0 e^{-k_s t} \quad (7)$$

$$C(t) = \frac{k_s M_0}{Q_0} e^{-k_s t} \quad (8)$$

- 5) Apply the initial condition for concentration leaving the source zone at time $t=0$, eqn (2) to the expression for $C(t)$, eqn (8) and solve for the first order decay coefficient, k_s

$$C_0 = \frac{k_s M_0}{Q_0} \quad (9)$$

$$\therefore k_s = \frac{Q_0 C_0}{M_0} \quad (11)$$

Summary: The decay coefficient for the source zone in BIOSCREEN is:

$$k_s = \frac{Q_0 C_0}{M_0}$$

The expression for mass at any time $t \geq 0$ is:

$$M(t) = M_0 e^{-k_s t}$$

Similarly the expression for source zone concentration any time $t \geq 0$ is:

$$C(t) = C_0 e^{-k_s t}$$

Acknowledgments: Original derivation developed by C. Newell. Detailed derivation developed by Xiaoming Liu, Anthony Holder, and Thomas Reeves.

APPENDIX A.4 DISPERSIVITY ESTIMATES

Dispersion refers to the process whereby a plume will spread out in a longitudinal direction (along the direction of groundwater flow), transversely (perpendicular to groundwater flow), and vertically downwards due to mechanical mixing in the aquifer and chemical diffusion. Selection of dispersivity values is a difficult process, given the impracticability of measuring dispersion in the field. However, dispersivity data from over 50 sites has been compiled by Gelhar *et al.* (1992) (see figures A.1 and A.2, next page).

The empirical data indicates that longitudinal dispersivity, in units of length, is related to scale (distance between source and measurement point; the plume length; L_p in BIOSCREEN). Gelhar *et al.* 1992 indicate there is a considerable range of dispersivity values at any given scale (on the order of 2 - 3 orders of magnitude), 2) suggest using values at the low end of the range of possible dispersivity values, and 3) caution against using a single relationship between scale and dispersivity to estimate dispersivity. However, most modeling studies do start with such simple relationships, and BIOSCREEN is programmed with some commonly used relationships representative of typical and low-end dispersivities:

- Longitudinal Dispersivity

$$\text{Alpha } x = 3.28 \cdot 0.83 \cdot \left[\log_{10} \left(\frac{L_p}{3.28} \right) \right]^{2.414} \quad (\text{Xu and Eckstein, 1995})$$

$(L_p \text{ in ft})$

- Transverse Dispersivity

$$\text{Alpha } y = 0.10 \text{ alpha } x \quad (\text{Based on high reliability points from Gelhar et al., 1992})$$

- Vertical Dispersivity

$$\text{Alpha } z = \text{very low (i.e. } 1 \times 10^{-99} \text{ ft)} \quad (\text{Based on conservative estimate})$$

Other commonly used relationships include:

$$\begin{aligned} \text{Alpha } x &= 0.1 L_p && (\text{Pickens and Grisak, 1981}) \\ \text{Alpha } y &= 0.33 \text{ alpha } x && (\text{ASTM, 1995}) \text{ (EPA, 1986)} \\ \text{Alpha } z &= 0.05 \text{ alpha } x && (\text{ASTM, 1995}) \\ \text{Alpha } z &= 0.025 \text{ alpha } x \text{ to } 0.1 \text{ alpha } x && (\text{EPA, 1986}) \end{aligned}$$

The BIOSCREEN input screen includes Excel formulas to estimate dispersivities from scale. BIOSCREEN uses the Xu and Eckstein (1995) algorithm for estimating longitudinal dispersivities because 1) it provides lower range estimates of dispersivity, especially for large values of L_p , and 2) it was developed after weighting the reliability of the various field data compiled by Gelhar *et al.* (1992) (see Figure A.1). BIOSCREEN also employs low-end estimates for transverse and vertical dispersivity estimates (0.10 alpha x and 0, respectively) because: 1) these relationships better fit observed field data reported by Gelhar *et al.* to have high reliability (see Figure A.2), 2) Gelhar *et al.* recommend use of values in the lower range of the observed data, and 3) better results were realized when calibrating BIOSCREEN to actual

field sites using lower dispersivities. The user can override these formulas by directly entering dispersivity values in the input screen cell.

Note that the Domenico model and BIOSCREEN are not formulated to simulate the effects of chemical diffusion. Therefore, contaminant transport through very slow hydrogeologic regimes (e.g., clays and slurry walls) should probably not be modeled using BIOSCREEN unless the effects of chemical diffusion are proven to be insignificant. Domenico and Schwartz (1990) indicate that chemical diffusion is small for Peclet numbers (seepage velocity times median pore size divided by the bulk diffusion coefficient) greater than 100.

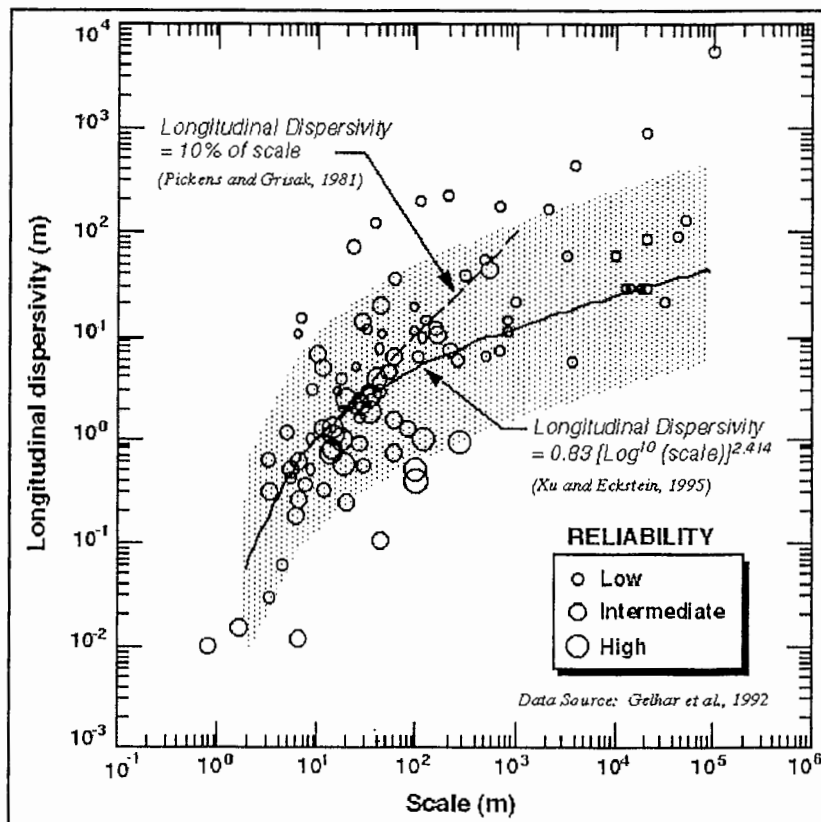


Figure A.1. Longitudinal dispersivity vs. scale data reported by Gelhar et al. (1992). Data includes Gelhar's reanalysis of several dispersivity studies. Size of circle represents general reliability of dispersivity estimates. Location of 10% of scale linear relationship plotted as dashed line (Pickens and Grisak, 1981). Xu and Eckstein's regression (used in BIOSCREEN) shown as solid line. Shaded area defines ± 1 order of magnitude from the Xu and Eckstein regression line and represents general range of acceptable values for dispersivity estimates. Note that BIOSCREEN defines scale as L_p , the plume length or distance to measurement point in ft, and employs the Xu and Eckstein algorithm with a conversion factor (see page 15).

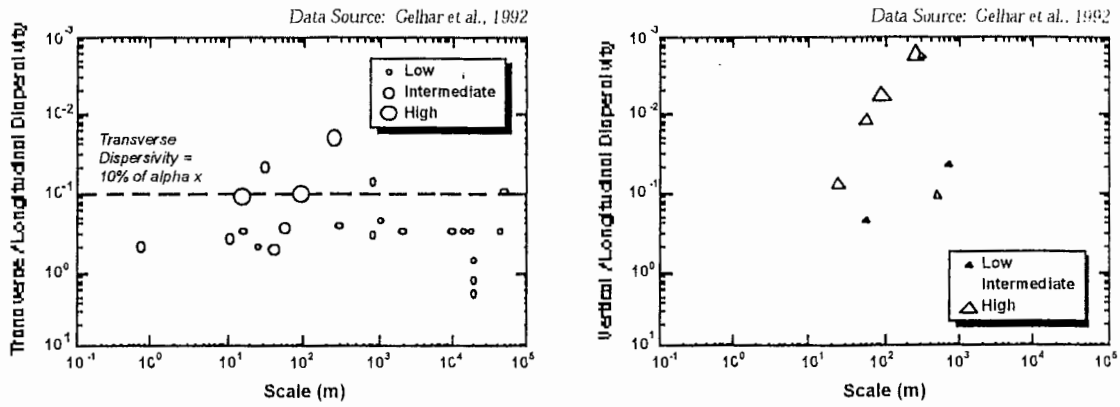


Figure A.2 Ratio of transverse dispersivity and vertical dispersivity to longitudinal dispersivity data vs. scale reported by Gelhar *et al.* (1992). Data includes Gelhar's reanalysis of several dispersivity studies. Size of symbol represents general reliability of dispersivity estimates. Location of transverse dispersivity relationship used in BIOSCREEN is plotted as dashed line.

APPENDIX J
SCREEN 2 MODEL RUNS
SEAD-25 / SEAD-26

04/17/96
13:48:19

*** SCREEN3 MODEL RUN ***
*** VERSION DATED 96043 ***

GENECA SEAD-25
BASED ON CALCULATED HOT-SPOT "Box" of 711m²

SIMPLE TERRAIN INPUTS:

SOURCE TYPE = AREA
EMISSION RATE (G/(S-M**2)) = 1.00000
SOURCE HEIGHT (M) = .0000
LENGTH OF LARGER SIDE (M) = 26.6640
LENGTH OF SMALLER SIDE (M) = 26.6640
RECEPTOR HEIGHT (M) = 1.7500
URBAN/RURAL OPTION = RURAL

THE REGULATORY (DEFAULT) MIXING HEIGHT OPTION WAS SELECTED.
THE REGULATORY (DEFAULT) ANEMOMETER HEIGHT OF 10.0 METERS WAS ENTERED.

MODEL ESTIMATES DIRECTION TO MAX CONCENTRATION

BUOY. FLUX = .000 M**4/S**3; MOM. FLUX = .000 M**4/S**2.

*** FULL METEOROLOGY ***

*** SCREEN AUTOMATED DISTANCES ***

*** TERRAIN HEIGHT OF 0. M ABOVE STACK BASE USED FOR FOLLOWING DISTANCES ***

DIST (M)	CONC (UG/M**3)	STAB	U10M (M/S)	USTK (M/S)	MIX HT (M)	PLUME HT (M)	MAX DIR (DEG)
10.	.2058E+07	5	1.0	1.0	10000.0	.00	45.
100.	.8077E+07	6	1.0	1.0	10000.0	.00	45.
200.	.4539E+07	6	1.0	1.0	10000.0	.00	44.
300.	.2793E+07	6	1.0	1.0	10000.0	.00	45.
400.	.1876E+07	6	1.0	1.0	10000.0	.00	45.
500.	.1347E+07	6	1.0	1.0	10000.0	.00	45.
600.	.1016E+07	6	1.0	1.0	10000.0	.00	38.
700.	.7969E+06	6	1.0	1.0	10000.0	.00	45.
800.	.6513E+06	6	1.0	1.0	10000.0	.00	39.
900.	.5442E+06	6	1.0	1.0	10000.0	.00	32.
1000.	.4629E+06	6	1.0	1.0	10000.0	.00	31.

MAXIMUM 1-HR CONCENTRATION AT OR BEYOND 10. M:

68. .9025E+07 6 1.0 1.0 10000.0 .00 45.

*** SCREEN DISCRETE DISTANCES ***

*** TERRAIN HEIGHT OF 0. M ABOVE STACK BASE USED FOR FOLLOWING DISTANCES ***

DIST (M)	CONC (UG/M**3)	STAB	U10M (M/S)	USTK (M/S)	MIX HT (M)	PLUME HT (M)	MAX DIR (DEG)
60.	.8876E+07	6	1.0	1.0	10000.0	.00	45.
70.	.9020E+07	6	1.0	1.0	10000.0	.00	45.
80.	.8836E+07	6	1.0	1.0	10000.0	.00	45.
90.	.8491E+07	6	1.0	1.0	10000.0	.00	45.

 *** SUMMARY OF SCREEN MODEL RESULTS ***

CALCULATION PROCEDURE	MAX CONC (UG/M**3)	DIST TO MAX (M)	TERRAIN HT (M)
SIMPLE TERRAIN	.9025E+07	68.	0.

 ** REMEMBER TO INCLUDE BACKGROUND CONCENTRATIONS **

04/17/96
14:07:10

*** SCREEN3 MODEL RUN ***
*** VERSION DATED 96043 ***
BASED ON CALCULATED HOT-SPOT "Box" of 929m²
ENECA SEAD-26

SIMPLE TERRAIN INPUTS:

SOURCE TYPE = AREA
EMISSION RATE (G/(S-M**2)) = 1.00000
SOURCE HEIGHT (M) = .0000
LENGTH OF LARGER SIDE (M) = 30.4800
LENGTH OF SMALLER SIDE (M) = 30.4800
RECEPTOR HEIGHT (M) = 1.7500
URBAN/RURAL OPTION = RURAL

THE REGULATORY (DEFAULT) MIXING HEIGHT OPTION WAS SELECTED.
THE REGULATORY (DEFAULT) ANEMOMETER HEIGHT OF 10.0 METERS WAS ENTERED.

MODEL ESTIMATES DIRECTION TO MAX CONCENTRATION

BUOY. FLUX = .000 M**4/S**3; MOM. FLUX = .000 M**4/S**2.

*** FULL METEOROLOGY ***

*** SCREEN AUTOMATED DISTANCES ***

*** TERRAIN HEIGHT OF 0. M ABOVE STACK BASE USED FOR FOLLOWING DISTANCES ***

DIST (M)	CONC (UG/M**3)	STAB	U10M (M/S)	USTK (M/S)	MIX HT (M)	PLUME HT (M)	MAX DIR (DEG)
10.	.2671E+07	5	1.0	1.0	10000.0	.00	45.
100.	.9472E+07	6	1.0	1.0	10000.0	.00	45.
200.	.5496E+07	6	1.0	1.0	10000.0	.00	45.
300.	.3471E+07	6	1.0	1.0	10000.0	.00	45.
400.	.2369E+07	6	1.0	1.0	10000.0	.00	45.
500.	.1718E+07	6	1.0	1.0	10000.0	.00	42.
600.	.1304E+07	6	1.0	1.0	10000.0	.00	44.
700.	.1027E+07	6	1.0	1.0	10000.0	.00	38.
800.	.8417E+06	6	1.0	1.0	10000.0	.00	45.
900.	.7048E+06	6	1.0	1.0	10000.0	.00	37.
1000.	.6003E+06	6	1.0	1.0	10000.0	.00	45.

MAXIMUM 1-HR CONCENTRATION AT OR BEYOND 10. M:

70. .1044E+08 6 1.0 1.0 10000.0 .00 45.

*** SCREEN DISCRETE DISTANCES ***

*** TERRAIN HEIGHT OF 0. M ABOVE STACK BASE USED FOR FOLLOWING DISTANCES ***

DIST (M)	CONC (UG/M**3)	STAB	U10M (M/S)	USTK (M/S)	MIX HT (M)	PLUME HT (M)	MAX DIR (DEG)
60.	.1019E+08	6	1.0	1.0	10000.0	.00	45.
70.	.1044E+08	6	1.0	1.0	10000.0	.00	45.
80.	.1028E+08	6	1.0	1.0	10000.0	.00	45.
90.	.9921E+07	6	1.0	1.0	10000.0	.00	45.

 *** SUMMARY OF SCREEN MODEL RESULTS ***

CALCULATION PROCEDURE	MAX CONC (UG/M**3)	DIST TO MAX (M)	TERRAIN HT (M)
SIMPLE TERRAIN	.1044E+08	70.	0.

 ** REMEMBER TO INCLUDE BACKGROUND CONCENTRATIONS **

APPENDIX K
RESPONSE TO COMMENTS

**Response to Comments
from
United States Environmental Protection Agency (US EPA)**

**Draft Remedial Investigation (RI)
Fire Training and Demonstration Pad (SEAD-25) & Fire Training Pit and Area
(SEAD-26)
Seneca Army Depot Activity, Romulus, NY**

Comments Dated March 26, 1998

This is regarding the above referenced document prepared by Parsons Engineering-Science (Parsons ES) for SEDA through the U.S. Army Corps of Engineers New York District and Huntsville Division. While most of the EPA's May 9, 1997 comments were agreed to, a number of agreed-to changes were either not made at all, or not addressed satisfactorily, in the revised report. These are discussed below.

SECTION 3.0

Comment on Parsons ES's Response 10: It is still inappropriate to construct the 736 foot contour line. There is no basis to determine how far beyond the control point the 736 contour line is extended. This line should be removed from areas where there is no control.

Response to 10: Agreed. The 736 foot contour line has been removed from areas where there is no control on Figure 3-6.

Comment on Parsons ES's Response 13: The original response indicated that the request for a hydrogeologic flow section was acknowledged. However, a review of the revised document does not indicate that a hydrogeologic flow section has been completed for either of the sites.

Response to 13: Acknowledged. The hydrogeologic flow section already exists in the text as Section 3.1.6.2 (Groundwater Flow Directions) for the Till/Weathered Shale Aquifer and the Competent Shale Aquifer.

Comment on Parsons ES's Response 22: A review of the text indicates that the text has not been changed as originally requested.

Response to 22: Agreed. The text on page 3-52 para. 2 has been revised to state that monitoring well MW26-1 is located to the east of the site.

Comment on Parsons ES's Response 27: A review of the referenced figure, Figure 3-20, indicates that the requested change has not been made.

Response to 27: Agreed. The 744 potentiometric contour line on Figure 3-20 has been changed to pass through monitoring well MW26-10.

Comment on Parsons ES's Response 32: The requested change has not been made as originally requested and indicated in the response.

Response to 32: Agreed. Figure 3-24 has been revised to match Figure 3-24.

SECTION 4.0

Comment on Parsons ES's Response 4: The TAGM value for 1,2-dichloroethene should be used for comparison purposes with 1,2-dichloroethene (trans), as previously requested, since trans and cis commonly are not reported separately and can co-elute.

Response to 4: Acknowledged. As stated in the original EPA Comment #4, there is a TAGM value for 1,2-dichloroethene(trans) of 300 ug/kg. However, studies indicate that cis-1,2-DCE is the primary breakdown product of TCE as a result of the biodegradation process. Parsons ES purposely did not use the referenced TAGM value because it has been shown that over 90% of the DCE produced through the reduction dechlorination process of TCE is cis-1,2-DCE. The TAGM value for 1,2-dichloroethene (trans) will be added to Table 4-7. However, a footnote will also be added stating that this is the TAGM for 1,2-dichloroethene (trans) and that the product reported in the table is most likely the concentration for cis-1,2-DCE.

The USEPA "Symposium on Natural Attenuation of Chlorinated Organics in Ground Water" (EPA/540/R-96/509) was the reference used for this response.

Comment on Parsons ES's Response 13: A review of the text indicates that the text has not been revised as originally requested and indicated in the response.

Response to 13: Disagree. The statement discussing the origin of the inorganics found in the groundwater from Sampling Round 1 was removed from the text on page 4-67, paragraph 1. For this round of comments, the statement has also been removed from the Sampling Round 2 discussion on page 4-67, paragraph 3.

Comment on Parsons ES's Response 14: The text has not been changed, and still indicates that the referenced sample, SW25-6, was not used as a background sample because the contaminants detected were not site-related contaminants. This is not true since the compounds detected were SVOCs and PAHs which are site-related contaminants of concern. The text should be revised as originally requested.

Response to 14: Agreed. The text on page 4-74, paragraph 1, has been revised to state: "Although SW25-6 was intended as the background location at SEAD-25, it was not used because it was found to be impacted by elevated levels of SVOCs, and PAHs, which were detected in the sediment sample at this location. The presence of these constituents are not associated with past site activities but with storm drain discharges."

Comment on Parsons ES's Response 21: Based on a review of the data it does not appear that the requested text has been added as originally requested and indicated in the response to the comment.

Response to 21: Agreed. In response to the initial EPA comment, TPH was added to the list of compounds impacting the site on page 4-85 in the first paragraph of Section 4.1.8. Two sentences were also added relating the soil gas results to the groundwater and soil results on page 4-86. For this round of EPA comments, additional text has been added to summarize the soil gas survey results on page 4-85.

SECTION 5.0

Significant changes were made to the text, which require the following comments.

GENERAL COMMENT: This modeling effort is based on very limited field data, using data from only a few wells collected at a single point in time to characterize plume fate and transport over a period of 20, 40 or 100 years. Consequently, the limitations on any conclusions drawn from these models must be more clearly stated.

Response to GENERAL COMMENT: A description of the model and model limitations are discussed in the literature in Appendix I. Limitations due to field data will be more clearly discussed in the text. The following paragraph has been added to the Discussion of Model on page 5-45: "BIOSCREEN incorporates a number of simplifying assumptions and was designed primarily as a screening tool. This model was selected to evaluate the effects of natural attenuation on BTEX in groundwater because of the lack of sufficient data to perform more complex modeling efforts. BIOSCREEN is not intended to be a substitute for detailed mathematical models or for

making a final selection of remedial action alternatives. Taking into account these limitations, the model results serve as an initial indicator of the potential for natural attenuation to meet the remedial action objectives established for SEAD-25.”

Comment Page 5-45, p4: “Recalcitrant” is not the same as non-degrading. Chloride is not a “recalcitrant” solute.

Response: Agreed. This term has been removed from the text.

Comment on Table 5-6: The value used for f_{oc} appears to be low and consequently provides a low calculated value for the Retardation factor. Please provide the literature source and reason for choosing a low f_{oc} .

Response: The value of f_{oc} (0.0008) was selected based upon the range of values presented in the BIOSCREEN User’s Manual and the till description from SEAD-25 soil boring logs. The till is classified as sand and silty clay till materials. A range of values between 0.0002 and 0.02 was presented in the BIOSCREEN User’s Manual. The two sources have been added to the Data Source column in Table 5-6.

Comment Figure 5-1: What is the source of the width and concentration given for the source zones? The information provided in this figure does not match what is presented in the text or figures of actual field data.

Response: The source zone widths were determined by measuring the contours of the BTEX isopleths shown in Figure 4-3. The methodology is described in the BIOSCREEN User’s Manual. For instance, the width of zone 3 in the model is 64 ft, which corresponds to the width of the 1000 ug/l isopleth.

The source zone concentrations are based on the geometric mean between BTEX concentration isopleth contours as shown in Figure 4-3. These concentrations were adjusted upward to the original source concentrations. Therefore, these numbers are higher than the actual field data concentrations shown in Figure 4-3. This methodology is also presented in the BIOSCREEN User’s Manual.

The following footnotes were added to Table 5-6: “Because a decaying source was used, the source concentration on the input screen (representing concentrations 20 years ago) were adjusted so the source concentration on the centerline output screen (representing concentrations now) were equal to 3 mg/L.” and

“The source zone widths were determined by measuring the contours of the BTEX isopleths shown in Figure 4-3. Refer to the BIOSCREEN User’s Manual for methodology.”

Comment on Page 5-46, Discussion of Model Results.

First Bullet: To state that the “instantaneous reaction model did not show a good correlation” is misleading, since in fact, the results show no correlation. Further explanation beyond a “probabl(e) overestimat(ion of) the source decay rate” is needed to explain the null result for the instantaneous model.

Response: Agreed. The Bullet has been changed to state that the instantaneous model results did not correlate to site data.

Second Bullet: This conclusion is not apparent from the text or figures. Figure 5-2 seems to indicate the opposite. The meaning of the statement “This is represented by the upper value shown in the input screen for source half-life of 100 years.” is unclear.

Response: Agreed. The statement should read ...”decrease”... not “increase.” The referenced statement has been removed from the text.

Third Bullet: It is somewhat circular to say that the model indicates a fairly good match with the estimated plume length since the site data was calibrated to fit the first order decay model.

Response: Acknowledged. The first order decay model was used as the primary model to try to model the plume. We also tried the instantaneous model to reproduce the plume length and concluded that the first order decay model was a better match.

Fourth Bullet: Please clarify. (“The model results are somewhat conservative estimates.” - of what?)

Response: This statement has been expanded to: “The model results are somewhat conservative estimates of solute transport and solute decay rates in the plume.... The Koc value for benzene is lower than either toluene, ethylbenzene, or xylenes and would therefore overestimate the mobility of the other BTEX compounds since theoretically, they have a greater affinity for the organic carbon fraction of the soil. The decay rate or half-life for benzene is greater than the half-lives of the other BTEX compounds and therefore probably over estimates the time for the dissolved BTEX compounds to decay in the aquifer”.

Fifth Bullet: What is the “actual solute transport” and why would it “lie somewhere between” the first-order reaction model and the instantaneous model since the site data was specifically calibrated to the first-order model, and the instantaneous model gave a null result for reasons that are unknown or were not adequately explained. The results do not appear to support this conclusion.

Response: Agreed. The actual solute transport is best represented by the first order decay model as stated in the third bullet, although this model is likely to be conservative because the model does not account for biodegradation of the source. This statement has been revised to the following: “The first-order decay model results are likely to be conservative because the model does not account for decay of the source material and likely biodegradation of the source.”

Comment on Page 5-51, para 1: The source for the numbers used, and the reason for their use in this paragraph is unclear. It appears that circular reasoning is being used, since the only mass accurately known is the current mass.

Response: Acknowledged. The paragraph describes the calibration process. The original source mass, shown as 14 kg, was adjusted so that the mass in the source closely matched that observed by the most current sampling data. The following sentence has been added to the beginning of the paragraph to clarify that this is a discussion of the calibration process: “As part of the calibration process, we looked at matching the plume length and mass in the source area with the field data.”

Comment on Section 5.4.3 Groundwater Contaminant Transport at SEAD-26: The goals for this modeling effort seem particularly ambitious considering that there is only one field data point with detected VOCs (MW-7) to calibrate the results. The Army could re-evaluate the need to conduct modeling at this SEAD.

Response: Agreed. The results of the model are a very preliminary approximation of the effects of natural attenuation on the soluble mass of BTEX in groundwater. However, we feel that the model provides a basis for further discussion of the plume. We realize the limitations of the results as stated in the first sentence of the Discussion of the Model Results.

Comment on Page 5-62: The conclusions stated in this paragraph would seem to result from the initial assumptions and constraints on the model rather than on the characteristics of the site. For example, it is stated that “The 40- and 100-year simulations using the same input parameters indicates that the plume length shows the same decay characteristics [as the 20-year simulation] and that the solute concentrations continue to show non-detectable levels at the nearest

downgradient well.” Would it be possible for the 40- and 100-year simulations using the same input parameters to show anything other than the same decay characteristics as the 20-year simulation? The conclusions should clearly state the limitations of the modeling results caused by the limited model input data.

In the final sentence, it is stated that the “first-order decay model does not take into account biodegradation of the soluble mass in soils.” This appears to contradict the description of the model on page 5-45, which describes the second of the three model types as “2. Solute transport with biodegradation modeled as a first-order decay process.”

Response: a) Agreed. The limitations of the modeling results due to the lack of site specific data were stated in the first sentence of the Discussion of Model Results.

b) The first order decay model assumes biodegradation of the dissolved constituents in the plume and not the soluble mass in the soils (source area). For the first-order decay model, the solute degradation rate is proportional to the solute concentration. Therefore, theoretically, as the solute concentration decreases over time (assuming a degrading or finite source term), the degradation rate should decrease over time. The following phrase has been added to the final sentence: “Although the first-order decay model assumes biodegradation of the dissolved constituents in the plume, ...”.

SECTION 6.0 and SECTION 7.0

Comment on Parsons ES’s Response # 2c: No such appendix was located in the revised Remedial Investigation Report.

Response to #2c: Agree. Appendix L will be added with toxicity profiles.

Comment on Parsons ES’s Response #4e: This discussion should be included in the text.

Response to #4e: Agree. New text will be added.

Comment on Parsons ES’s Response #9: This discussion should be included in the text.

Response to #9 : Agree. New text will be added.

Comment on Parsons ES's Response #11: The text and tables have not been consistently revised to correct the distinction between a 95% UCL concentration (or a 95% confidence interval) and a 95th percentile exposure parameter. See, for example, the text on Page 6-12 and Table 6.3.

Response to #11 : Agree. The document will be reviewed to make requested corrections.

Comment on Parsons ES's Response #27: The reference or rationale for the "four times the detected value" criteria presented on Page 6-42, 4th Paragraph, third and fourth bullets should be provided. The algorithms are not provided as indicated on Page 6-42, 5th Paragraph. In Table 6.3, Page 4 the data in the "No. of Rejected SQLs" and "No. of Hits" columns appear reversed. Table 6.3 should be checked and corrected as appropriate.

Response to #27 : Agree. A paragraph will be added that discusses the rationale for the "four times the detected value" criteria. The word "algorithm" on page 6-42 will be changed to "series of steps" to remove confusion. The column headings in Table 6-3 are correct as presented.

Comment on Parsons ES's Response #31: This discussion should be included in the text.

Response to #31 : Agree. New text will be added.

Comment on Parsons ES's Response #33: The text on Page 6-60 has not been revised.

Response to #33 : Agree. Text will be revised as requested.

Comment on Parsons ES's Responses #40 through #44 were not provided so the appropriateness of the responses could not be evaluated.

Response to #40 through #44 : Agree. Responses #40 through #44 were faxed to the USEPA on April 15, 1998. These responses were approved verbally by the USEPA on May 13, 1998. No further changes are required.

Comment on Parsons ES's Response #47: On Page 6-70, the term "exposure interval" is correctly defined as $ET \times EF \times ED$, yet the exposure intervals for the resident child and adult (Table 6-5) are based on 365 days/year (versus the assumed 350 days/year exposure) and the exposure interval for the site worker (Table 6-6) is based on 24 hours/day, 365 days/year, 25 years (versus the assumed 8 hours/day, 20 days/year, 25 years exposure). Either the "Exposure Interval" column or the note can be deleted in Table 6-5 and 6-6; they provide redundant and, at the moment, incorrect information. Since the exposure point concentrations in air are dependent on

the exposure interval, separate exposure point concentrations in air should be calculated and presented for both the RME and CT parameters for the site worker, resident child and adult, and construction worker.

Response to #47 : Agree. Tables 6-5 and 6-6 will be revised to include calculations of emission rates and air concentrations for each exposure duration corresponding to the RME and CT cases for the resident adult and child, and the site worker (6 different cases and calculations in all). The text will also be modified to reflect this change. The exposure interval, t , used in the model described on page 6-70 should not be defined as $ET \times EF \times ED$, and the text will be revised accordingly. Rather, t is the duration of emissions which corresponds with the exposure duration of concern for risk assessment. This distinction is important because passive volatile emissions from the soil surface continue to occur in the absence of an exposed receptor. Therefore, t is correctly defined as the exposure duration of concern, expressed in seconds.

Comment on Parsons ES's Response #51: The body surfaces corresponding to the assumed surface areas for the site worker and construction worker should be provided.

Response to #51: Agree. The body surfaces corresponding to the surface areas used in the exposure assessments will be identified in the text.

Comment on Parsons ES's Response # 52: The risk assessment now evaluates the potential for noncarcinogenic health effects for a resident child and a resident adult separately, as appropriate. However, potential carcinogenic risks for a resident adult are still evaluated incorrectly. Such risks should be evaluated based on 6 years at the child's exposure rate and 24 years at the adult's exposure rate, for a total exposure of 30 years prorated over a 70-year lifetime. In Table 6-26 for instance, Adult Intake (Car) is based on the adult exposure rate for 30 years. The "Averaging Time" for Adult (Nc) of 10, 950 days is correct, although it should not be computed as "6 x 365 Child 24 x 365 Adult" as indicated in the notes to the table.

Response to #52: Agree. Carcinogenic risks will be re-calculated based on 6 years of exposure for a child and 24 years of exposure for an adult. In each case, adult and child intakes will be weighted as recommended in RAGS Part B, Section 3.1.2.

Comment on Parsons ES's Response #54: The exposure parameters for both the RME and CT analyses are still not provided consistently. On Page 6-117 for instance, the water ingestion rates for the resident child are not provided.

Response to #54: Agree. The requested exposure parameters will be added to the text.

Comment on Parsons ES's Response #55: The USEPA qualification on the dermal exposure methodology has not been provided; the discussion on pages 5-51 and 5-52 of the USEPA' Dermal Exposure Assessment: Principles and Applications should be consulted. The equations for Absorbed Dose and Absorbed Dose per Event have not been corrected for the CW and CF terms.

Response to #55: Agree. The USEPA qualification on the dermal exposure methodology will be added to the text and the equations will be corrected.

Comment on Parsons ES's Response #56: It is not clear from the text or the corresponding tables how EPC-Cderm was calculated. In the note on Table 6-38 reference is incorrectly made to Table 6-29. The text should be reviewed for consistency and corrected. For instance, on Page 6-125 it is incorrectly stated that "The same groundwater concentrations that were used in the two previous exposure scenarios were used in this scenario."

Response to #56: Agree. The calculation of EPC-Cderm will be explained in the text and in Tables 6-38 and 6-39. The cross-reference in the footnote will be corrected to Tables 6-40 and 6-41.

Comment on Parsons ES's Response #59: Tables 6-40 and 6-41 still report EPC-Groundwater in mg/l while the model uses concentration in the shower water in ug/l. It is not clear why the "Efficiency of Release" equals 0.00 for a number of chemicals in Tables 6-40 and 6-41. Model input and output should be reviewed and corrected.

Response to #59: Agree. The tables will be corrected. The equations in the tables and text will be revised to be consistent with an EPC expressed in mg/l.

Comment on Parsons ES's Response #60: The inhalation rate for the child should be presented and referenced.

Response to #60: Agree.

Comment on Parsons ES's Response #64: The equations have not been corrected to include CF.

Response to #64: Agree. The equations for DA will be revised to include the conversion factor (CF).

Comment on Parsons ES's Response #65: The text has not been corrected. On Page 6-121, "Table 5-18" should be corrected to "Table 5-8".

Response to #65: Agree. The corrections will be made.

Comment on Parsons ES's Response #66: The USEPA permeability coefficient for water of 1E-03 was not used. The calculations presented in Table 6-45 should be corrected. Use of the permeability coefficient for water as a default for metals without specific permeability coefficients should be indicated on Page 6-132.

Response to #66: Agree. The default permeability coefficient will be used and the appropriate tables corrected.

Comment on Parsons ES's Response #69: The text on Page 6-145, 5th Paragraph has not been revised.

Response to #69: Agree. The paragraph will be revised to include provisional criteria provided by USEPA.

Comment on Parsons ES's Response #78:

a. The risk estimates have not been revised to present only one significant figure. See, for example, Table 6-51.

Response to #78 a.: Agree. All risk tables will be revised to express all risk estimates to one significant figure.

b. A consistent presentation of scientific notation is not provided. See, for example, the text on Page 6-158 (where the 4.7×10^{-10} convention is used) and Table 6-51 (where the 4.7E-10 convention is used).

Response to #78 b.: Agree. The text will be amended to discuss the different notations used including an explanation of why the tables use a different form from the text.

d. The text and tables are still misleading. The statements on Page 6-158 that the inhalation pathway (2nd Paragraph) and the dermal exposure pathway (4th Paragraph) ". . . adds no additional risk . . ." is not true. Due to the lack of toxicological criteria, risks from inhalation exposure were not quantified. Due to the lack of chemical-specific dermal

absorption factors, dermal exposure and the risk from dermal exposure were not just quantified. The USEPA's current carcinogen assessment methodology is such that any exposure results in some incremental cancer risk. The 0E+00 entries for Total HQ and Total CR should be deleted from Tables 6-53, 6-54, 6-57 and 6-58. The 0E+00 entries for child hazard index, adult hazard index, and cancer risk should be deleted from Table 6-88.

Response to #78 d.: Agree. Risk tables showing no quantified risks will be deleted. The summary tables will show risks from these pathways as "not quantified" with an explanatory footnote.

g. With the exception of lead, no toxicological information is provided for the other chemicals of concern without toxicity criteria. The list of chemicals on Page 6-206 needs revision.

Response to #78 g.: Agree. The list on page 6-206 will be revised. Toxicological profiles will be provided for significant compounds in an appendix.

Comment on Parsons ES's Response #90: The text on Page 6-205, 3rd Paragraph should be corrected.

Response to #90: Agree.

Comment on Parsons ES's Response #91: The 400 mg/kg revised interim soil lead guidance value is not a "clean-up goal"; the USEPA directive should be consulted. Also on Page 6-206, 2nd Paragraph, comparison of surface water and sediment data to NYSDEC ambient water quality criteria and sediment criteria based on the protection of aquatic biota is inappropriate for the evaluation of potential human health risks.

Response to #91: Agree. The phrase "clean-up goal" will be replaced with "residential screening level". The references to aquatic criteria for sediment and NYSDEC ambient water quality criteria will be removed.

Comment on Parsons ES's Response #92: The USEPA guidance should be consulted and the text revised accordingly. The statement that ". . . using oral absorption to estimate dermal absorption . . ." indicates a misunderstanding of how dermal exposure is quantified and how toxicity criteria based on oral exposure are adjusted for use in assessing dermal exposure. There is no such term "oral dermal adjustment factors" and no basis for describing them as "conservative". Where available, chemical-specific oral absorption factors reported in the scientific literature were

used to adjust toxicity criteria based on “delivered dose” to “absorbed dose”; in the absence of chemical-specific factors, a non-conservative default factor of 1 was used.

Response to #92: Agree. The discussion of the adjustment of oral toxicity factors for use in dermal assessment will be revised.

Additional comment: It appears that text should continue past page 7-305, but the document sent to EPA does not include this.

Response to Additional comment: Agree. The final pages of Section 7 will be included in the new text.

Response to Comments
New York Department of Environmental Conservation
on
Draft Remedial Investigation (RI)
Fire Training and Demonstration Pad (SEAD-25) & Fire Training Pit and Area
(SEAD-26)
Seneca Army Depot Activity, Romulus, NY
Comments Dated February 9, 1998

Figure 1-9 - General Soil Map: Due to the quality of the reproduction, this figure is nearly illegible.

Response: Agreed. Figure 1-9, the soil map, has been reproduced to be more legible.

Figure 1-10 - Surficial Soil Map: Due to the quality of the reproduction, this figure is nearly illegible.

Response: Agreed. Figures 1-10 and 1-11, the surficial soil maps, have been reproduced to be more legible.

Section 1.5.4 - Hydrogeology at SEDA: The statement on page 1-36 that data demonstrates a higher amount of precipitation in the spring and relatively lower amounts in the summer is contradicted numerous times throughout the remainder of the text. The following Table 1-3, Figure 1-14, Section 3.1.3, etc..., describe June as the month (and summer as the season) with the highest amounts of precipitation. The discussion in Section 1.5.4 should be changed as necessary.

Response: Agreed. The text has been revised on pages 1-35 and 1-36. The reference to decreasing precipitation in the summer has been removed from the last paragraph on page 1-35. On page 1-36, paragraph 1, the text now states that increasing precipitation occurs in the late summer and early fall (August and September).

Section 1.5.5 - Regional Topography: Is it correct that the Depot's land surface generally slopes upwards to the North? Figure 1-6 seems to indicate that the land slopes upwards to the South.

Response: Agreed. the text has been revised on page 1-36 (Section 1.5.5) to state that the land slopes upwards to the South.

Section 2.3.7.4 - Groundwater Sampling: The discussion here needs to be updated. Future tense is used when discussing the second round of sampling.

Response: Agreed. The discussion in Section 2.3.7.4 (page 2-52) has been revised and the future tenses removed.

Section 2.3.8 - Aquifer Testing: The discussion here needs to be updated. Future tense is used throughout the discussion.

Response: Agreed. The discussion in Section 2.3.8 (page 2-52) has been revised and the future tenses removed.

Figure 4-2 - SEAD-25 Distribution of BTEX in Soils: The data presented needs units of measure.

Response: Agreed. The units have been added to the legend on Figure 4-2.

Figure 4-8 - SEAD-26 Total TICs in Surface Soils: The title of this figure should indicate with what analytical parameter these TICs are associated (i.e., SVOCs).

Response: Agreed. The title of Figure 4-8 has been revised to SVOC TICs.

Figure 4-12 - SEAD-26 Distribution of TICs in Soil: This figure does not appear to include the data from Figure 4-8 (SEAD-26 Total of All [SVOC] TICs in Surface Soils). The complete data set should be included, or the title of the figure should qualify the information presented. Likewise, Figures 4-10, 4-11, and 4-13 should include surface soil data or the title should qualify the information presented.

Response: Agreed. Figure 4-12 only presents TICs in the subsurface soils and therefore does not include the data from Figure 4-8, which presents surface soil data. The title of Figure 4-12 has been revised to SVOC TICs in Subsurface Soils. Page 4-139, paragraph 2, has been revised to discuss “subsurface” soils. The figures referenced in this paragraph show subsurface soil PAHs (Figure 4-10), TCL SVOCs (Figure 4-11), SVOC TICs (Figure 4-12), and total SVOCs (Figure 4-13). The title of these figures have also been revised to Subsurface Soils.

**Comments for
Draft RI for the Fire Training Areas
by The United States Environmental Protection Agency (USEPA)**

Draft RI for the Fire Training Areas

Section 6.0 and 7.0

Comment #1 Because of the volume of comments on 6.0 and the similarity of Sections 6.0 and 7.0, the review of Section 7.0 was cursory; only the site-specific data usage was reviewed in detail. Since the format and methodologies appear consistent between Section 6.0 and 7.0, the specific comments on Section 6.0 generally apply to Section 7.0 and should be corrected as noted in the following comments.

Response #1 Agreed. Both Sections 6.0 and 7.0 have been revised in accordance with this set of comments.

Comment #2 **General Comment:** The overall approach and content of the Baseline Risk Assessment was compared to that outlined in the Draft Final Generic Remedial Investigation/Feasibility (RI/FS) Work Plan. To conform to the Work Plan, the following items should be included in the Baseline Risk Assessment:

- a) Evaluation of the potential for inhalation of contaminated respirable particulates by construction workers during intrusive soil activities.
- b) Separate assessments of the potential for adverse, noncarcinogenic health effects in resident children.
- c) "Summary toxicity profiles which summarize pertinent information regarding the chemicals".
- d) "Comparison of exposure concentrations to ARARs" in the Risk Characterization.

Response #2

- a) Agreed. This exposure pathway has been included.
- b) Agreed. The Hazard Index for noncancer health effects has been calculated and presented for a future residential child. The Hazard Index has been based upon a 30-year exposure (includes both child and adult exposure periods).
- c) Agreed. Toxicity profiles will be provided in an Appendix to the risk assessment for chemicals that contribute significantly to risk.

- d) Disagree. ARARs are appropriately compared with all site chemical measurements in Section 4. Comparison with EPCs in Section 6 is therefore redundant, and unnecessary. In light of this, the ARAR comparison has not been repeated in Section 6.

Comment #3

Page 6-3, P1: While not incorrect, on-site surface soil is defined here, and throughout Section 6.0 and Section 7.0 as soil collected from the “0 to 0.5 foot range” or from “0 to 6 inches below grade”. However, the Soil Investigation described in Section 2.2.5 indicates that samples “0 to 2 inches below grade for the RI program” or “from 0 to 2 inches below the organic matter” were collected from soil borings at SEAD-25 and SEAD-26 and that “grab samples of surface soils... from 0 to 2 inches below ground surface” were collected at SEAD-26. The text should be revised to better, and more accurately, describe the surface soil and surface/subsurface soil data sets.

Response #3

Disagree. The definition of surface soil as 0 to 6 inches accurately describes the treatment of soil sample data for the risk assessment. Details of the exact depth of each sample can be obtained in earlier sections of this RI.

Comment #4

Page 6-3, P1: The text should be revised to include more complete descriptions of the samples included in each data set. Specifically:

- a) Based on the number of surface soil and soil analyses reported in Table 6-3, it appears that data from samples collected to characterize background (i.e., SEAD25-6 and SEAD25-7) were included in the soil data sets.
- b) Information should be provided to account for the 44 groundwater analyses reported in Table 6-3. Based on Section 2.3.7.4 Groundwater Sampling, three monitoring wells were sampled during the ESI and 19 monitoring wells were sampled during the Phase I RI. The rationale for combining data from monitoring wells screened in the till/weathered shale and the competent shale should be provided. It also appears that data from samples collected to characterize background (i.e., MW25-1, MW25-6, and MW25-7D) were included in the groundwater data set.
- c) Based on the number of surface water samples reported in Table 6.3, it appears that a duplicate analysis was included as a separate analysis and that samples collected to characterize background were included in the data set.
- d) Based on the number of sediment samples reported in Table 6.3, it appears that two duplicate analyses were included as separate analyses and that samples collected to characterize background were included in the data set.

- e) Since the baseline risk assessment is intended to characterize risks associated with contaminant at or migrating from SEAD-25, surface water and sediment data from upstream locations should be used to distinguish site-related contamination and contamination that could have originated from off-site sources and to select site-related chemicals of potential concern.
- f) A rationale should be provided for the inclusion of data from samples collected to characterize background in the data sets.

Response #4

- a) Agreed. Background data have been removed from data sets used to determine EPCs for the risk assessment.
- b) Agreed. A cross-reference to Section 2 has been inserted for details on the sample sets. The following sentence has been added: "Data from the deep (i.e. bedrock) groundwater wells were included with the shallow well data for the risk assessment, since the bedrock wells are no deeper than 15-20 feet from the surface and potentially would be accessible if a drinking water supply well were developed in the future." Background data have been removed from data sets used to determine EPCs for the risk assessment.
- c). Agreed. Background data have been removed from data sets used to determine EPCs for the risk assessment. Results of duplicate analyses have been averaged to yield results for a single sample.
- d). Agreed. Background data have been removed from data sets used to determine EPCs for the risk assessment. Results of duplicate analyses have been averaged to yield results for a single sample that has been included in the estimate of the EPC.
- e) Disagree. Background for drainage ditches throughout SEDA has not been defined. Therefore, to be conservative, all samples found in the drainage ditches have been considered in this risk assessment. It should be noted that the upstream surface water and sediment data for SEAD 25 show similar compounds and concentrations to that at the site. Runoff from non-point sources (e.g.; roadways) are the likely source of conditions in the drainage ditches surrounding SEAD 25.
- f) Agreed. Background data have been removed from data sets used to determine EPCs for the risk assessment.

Comment #5

Page 6-5: Toxicity data should be presented in hierarchal order.

Response #5

Agreed.

Comment #6

Page 6-5, P4: " literature-derived calculations..." were not and should not be used in the human health evaluation. The text should be corrected.

- Response #6** Agreed. "...literature-derived calculations..." has been replaced with "...EPA Risk Assessment Issue Papers...".
- Comment #7** **Page 6-7, Sec. 6.2.1.1, P1:** "...four sites.... " in the last sentence should be corrected as the background data set includes data from "the SEAD-25 RI, 25 ESIs, the Ash Landfill, and the OB Grounds site."
- Response #7** Agreed
- Comment #8** **Page 6-9, P1:** While referred to as "replicates", these samples are referred to as "duplicates" in the remainder of Section 6.0. The terminology should be made consistent throughout.
- Response #8** Agreed. The word "replicate" in this paragraph has been replaced with "duplicate".
- Comment #9** **Page 6-9, Section 6.2.2:** The results of the split sample analyses are not mentioned in this subsection. A brief discussion of the comparability of the sample data to the split sample data should be presented.
- Response #9** Disagree. The results of the split samples analyses have not been provided by the COE laboratory for inclusion in this assessment.
- Comment #10** **Page 6-11, Sec. 6.2.2.3, P2:** As no prior mention is made in Section 6.0, some discussion of Phase I and II samples and results should be provided. The statement regarding "comparison to reference standards" and the term "reference standard" should be clarified. No such comparison is made in Section 6.0.
- Response #10** Agreed. A cross-reference to Section 4 for a description of Phase I and Phase II samples has been inserted. The phrases "reference standards" and "reference concentrations" on page 6-11 has been replaced with: "State and Federal groundwater criteria (NYS Class GA and/or federal Maximum Concentration Limits)".
- Comment #11** **Page 6-11, Sec. 6.2.2.3, P3:** There is difference between a 95% upper confidence limit and a 95th percentile value. The USEPA's Supplemental Guidance to RAGS: Calculating the Concentration Term (USEPA, 1992; Publication 9285.7-08I) should be consulted and the text and tables in Section 6.0 should be revised accordingly.
- Response #11** Agreed. Page 6-11 has been corrected to use only the 95% upper confidence limit (UCL) of the mean.
- Comment #12** **Page 6-11, Sec. 6.2.2.3, P3:** Clarification should be provided as to how non-detects are treated in each calculation involved with establishing the data sets and estimating the exposure point concentrations. It appears that in selecting chemicals of potential concern non-detects are set equal

to the SQLs, whereas in the derivation of exposure point concentrations non-detects are set equal to one-half of the SQLs.

- Response #12** Disagree. Treatment of non-detects as one-half the SQL in calculation of EPCs for the risk assessment is discussed in the first paragraph on page 6-12. Compounds not detected in any sample for a media were eliminated from the risk assessment.
- Comment #13** **Page 6-12, Sec. 6.2.2.4, P4:** The data qualifiers presented are typically used with organic chemical analyses. For completeness, data qualifiers used with the inorganic chemical analyses should also be provided.
- Response #13** Disagree. The qualifiers shown on page 6-12 are applied consistently to both organic and inorganic data by the data validators. The 1st sentence of Section 6.2.2.4 has been revised to refer specifically to qualifiers applied by data validators (and not laboratories).
- Comment #14** **Page 6-13, Sec. 6.2.2.5, P1:** Sample handling and sample transportation should be included in the list of possible sources of sample contamination.
- Response #14** Agreed.
- Comment #15** **Page 6-16, Sec. 6.2.3:** It appears from the numbers of analyses reported in Table 6-3 that duplicate samples were included in the data sets as separate analyses. Data from duplicate samples should not be treated as separate analyses; data from duplicate samples should be "composited" or averaged. The analyses should be revised accordingly.
- Response #15** Agreed. Results of duplicate analyses have been averaged to yield results for a single sample. Table 6-3 and all affected subsequent tables have been revised.
- Comment #16** **Page 6-26, P1:** The discussion of the WRS test should be revised to include (per Gilbert, 1987) that the two data sets need not be drawn from normal distributions and that the test can handle a moderate number of non-detected values by treating them as ties. The methodology for handling ties should also be briefly presented, assuming they were handled as described in Gilbert (1987).
- Response #16** Agreed. The points regarding the type of distribution and ties have been added. The method for handling ties recommended by Gilbert (1987) was followed, and this method has been so referenced in the 2nd paragraph on page 6-26.
- Comment #17** **Page 6-26:** The Wilcoxon Rank Sum Test (WRS Test) is employed to compare on-site soil and groundwater data sets to background soil and groundwater data sets. The statistical method is generally appropriate, however the small sample size comprises its results.

Response #17 Agreed. The WRS Test is consistent with recent EPA guidance. The soil background database is comprised of approximately 60 data points. The groundwater database is comprised of approximately 34 data points. This should not compromise the results.

Comment #18 **Page 6-27, P1:** The text should be revised to indicate that the “four analytes” are in groundwater.

Response #18 Agreed.

Comment #19 **Page 6-27, P2:** The text should be revised to indicate that the four inorganic analytes (arsenic, cadmium, selenium, and thallium), not “five”, “were shown to occur in the SEAD-25 groundwater data set...”.

Response #19 Agreed.

Comment #20 **Page 6-27:** By convention, confidence limits are set at 95%, rather than 97.5%.

Response #20 Agreed. The text will cite only the 95% confidence level.

Comment #21 **Figures 6-2 to 6-9:** The figures should be revised to include the concentration units.

Response #21 Agreed.

Comment #22 **Page 6-37, P1:** It is not clear, at this point in the text, what “...among the largest r measurements” means; only later in the text is this term described. The text should be revised accordingly.

Response #22 Agreed. The text has been revised to first define “r”.

Comment #23 **Page 6-37, P2:** “Under normal conditions,...” should be rephrased to avoid confusion with “normal distribution”. It does not seem that “low detection levels” would necessitate the use of “... non-detect values...” in conducting the Quantile test. The text should be revised accordingly.

Response #23 Agreed. "Under normal conditions,..." has been changed to "Typically,..." . The phrase "low detection levels and" has been deleted.

Comment #24 **Page 6-37:** Typo noted: alpha should be .05, not .5.

Response #24 Agreed. Alpha value has been changed from 0.5 to 0.05 in three instances.

Comment #25 **Page 6-39, Sec. 6.2.4:** USEPA Region II guidance for conducting exposure assessments is to select 90th - 95th percentile exposure parameters for the RME analyses and 50th percentile exposure parameters for the CT analyses, but not vary the exposure point

concentrations in the two analyses. The CT analyses should be revised accordingly.

Response #25 Agreed. All CT analyses and tables have been revised to incorporate the same EPC used in the RME analyses.

Comment #26 **Page 6-39, Sec. 6.2.4, P2:** The reference “(from Gilbert, 1997)” should be corrected to read “(from Gilbert, 1987)”.

Response #26 Agreed. Date has been changed to 1987.

Comment #27 **Page 6-39, Sec. 6.2.4, P3:** In deriving exposure point concentrations, The underlying distribution of the data for each chemical of potential concern in each data set should be determined statistically and the appropriate equation should be used to calculate the 95% UCL concentration. The USEPA’s Supplemental Guidance to RAGS, Calculating the Concentration Term, indicates that it is the USEPA’s experience that most large environmental contaminant data sets from soil sampling are lognormally distributed rather than normally distributed and that in most cases it is reasonable to assume that soil sampling data are lognormally distributed. In cases where there is a question about the distribution of the data set, they recommend that a statistical test should be used to identify the best distributional assumption for the data set. The USEPA guidance should be consulted and the analyses should be revised accordingly. Gilbert (1987) should be consulted for the appropriate statistical tests. No basis (e.g., USEPA guidance, statistical validity, etc.) is provided for the use of the “Three RME and CT selection guidelines” or for the statement that these guidelines “... assure the use of conservative (i.e., health-protective) exposure point values...”.

Response #27 Agreed. The text has been revised to describe a different method to calculate exposure point concentrations (EPCs) in keeping with USEPA’s “Calculating the Concentration Term Guidance”. Appropriate statistical tests (i.e., Shapiro-Wilk) have been performed for each chemical in each media-specific data set. These tests have been used to determine if the data distribution is either normal or lognormal. If the data appear to be normally distributed based on these tests, then the 95% UCL of the normal mean has been selected as the EPC. Otherwise, the 95% UCL of the mean based on a lognormal distribution has been calculated (with the H-statistic) and used as the EPC. Frequency of detection is no longer used as a basis to select the EPC.

Comment #28 **Table 6.3:** Aroclor 1232 is incorrectly listed in the table. The table should be revised to list Aroclor 1242. The subheading for “Metals” should be corrected.

Response #28 Agreed.

- Comment #29** **Table 6.3:** Maximum values are used as the exposure point concentration. This practice is inappropriate when the 95% UCL is lower than the maximum recorded value, as is the case in this data set.
- Response #29** Agreed. Maximum values will no longer be selected as EPCs. See response to Comment #27.
- Comment #30** **Page 6-56, Sec. 6.3.3.1:** Consideration should be given to evaluating exposure of site maintenance workers to contaminants on respirable particulates made airborne during the “regular mowing of the area” indicated on Page 6-54.
- Response #30** Agreed. Exposure of Site Maintenance Workers to contaminants on respirable particulates has been calculated and assessed.
- Comment #31** **Page 6-56, Sec. 6.3.3.2:** Acknowledgement should be made of the potential for off-site populations to be exposed to contaminants in groundwater in the future.
- Response #31** Disagree. Groundwater is migrating toward the southwest, away from the nearest site boundary. Current plume information, and the long distance to the southwest boundary of the site (over 2 miles away) indicate that offsite migration of contaminants is highly unlikely.
- Comment #32** **Page 6-57, P4:** The text should be revised to clarify the phrase “intended current land use scenario”.
- Response #32** Agreed. The phrase has been changed to “anticipated future land use”.
- Comment #33** **Page 6-58, top:** The term “ideal scenarios” is inappropriate and should be reworded.
- Response #33** Agreed. The phrase "ideal scenarios" has been changed to "representative scenarios."
- Comment #34** **Page 6-58, P1:** This text is redundant and somewhat inconsistent with earlier presentations. In general, redundant text should be eliminated so as to not burden the reader and to avoid inconsistencies in presentation.
- Response #34** Agreed. The text on pages 6-50 and 6-58 has been revised to remove redundancy and inconsistency.
- Comment #35** **Page 6-58, Sec. 6.3.4.2.1, P1:** The text regarding groundwater transport modeling should be revised to include reference to this analysis in the RI Report and to indicate that the results were used only in the discussion of fate and transport mechanisms.
- Response #35** Agreed. The following text has been added to the paragraph in Section 6.3.4.2.1:

“Groundwater modeling is discussed in Section 5. It should be noted that modeling results were not used as the basis for this risk assessment. This risk assessment used only direct on-site measurements to estimate exposure concentrations”.

Comment #36

Page 6-60, Sec. 6.3.4.5: Comments on the Integration of Exposure Pathways include:

- a) Both surface and subsurface soil data should be used to evaluate exposure to soil in the future, residential land use scenario as construction, utility repairs, and yardwork could easily bring contaminants detected in deeper soil to the surface. About 75% of the samples were collected at depths of less than or equal to 4 feet and the deepest samples were collected at a depth of 8 feet (i.e., the approximate depth of a basement).
- b) As mentioned previously, consideration should be given to evaluating exposure of site maintenance workers to contaminants on respirable particulates made airborne during the “regular mowing of the area”.
- c) Consideration should be given to eliminating surface water ingestion as a pathway of concern as such exposure, during wading activities, seems unlikely.
- d) Consideration should also be given to evaluating the surface water and sediment pathways for an older child or adolescent rather than for the resident child/adult as it seems that these age groups might be more prone to wading activities.
- e) For the construction worker, potential exposure to VOCs passively released to the ambient air from soil is not as relevant as VOC release during activities, like digging an excavation, that may enhance VOC release.
- f) Construction workers also have the potential to be exposed to contaminants on respirable particulates made airborne during activities like digging and excavation. Construction worker exposure to VOCs and contaminated respirable particulates during intrusive activities in the soil should be evaluated.

Response #36

- a) Disagree. The current assessment includes the most plausible types of residential exposure to surface soil. The type of construction and utility repair activities mentioned in the comment which would penetrate subsurface soils would be performed by a construction worker, and are adequately represented by the construction worker scenario in this risk assessment.

- b) Agreed. See response to Comment No. 29.
- c) Agreed. The surface water ingestion pathway has been eliminated.
- d) Disagree. The child and child/adult analysis covers the possible range of exposures. Noncancer risks for the child have been calculated and presented separately from the child/adult, as requested in an earlier comment. This should provide a reasonable and adequate assessment to protect future residents of all ages from exposures via this pathway.
- e) Agreed. Potential VOC emissions and worker exposures during construction has been modeled and assessed.
- f) Agreed. Potential particulate emissions and worker exposures during construction has been modeled and assessed.

Comment #37 **Page 6-62, P1:** The belief that biotic intake pathways, such as the ingestion of garden vegetables, “.. would represent a minor incremental increase in uptake...” is unsupported. The text should be revised accordingly.

Response #37 Agreed. The 1st paragraph on page 6-62 has been revised as follows:

Cattle are not presently nor are they anticipated to be raised on SEAD 25 land. Therefore, consideration of exposures from ingestion of beef at the site is not appropriate. Similarly, there are no fish in the intermittent surface water at the site. Therefore, ingestion of fish from SEAD 25 is not plausible. The soil at the Fire Demonstration Pad where chemicals were found is extremely gravelly and could not be used to grow vegetables. Therefore, ingestion of garden vegetables grown in this soil is not an exposure pathway of concern.

Comment #38 **Page 6-62, Sec. 6.3.4.6:** The text (here and throughout Section 6.0) should be revised to correct for the distinction between an exposure pathway (e.g., groundwater) and an exposure route (e.g., ingestion).

Response #38 Agreed.

Comment #39 **Page 6-63, Sec. 6.3.4.6.5, P1:** Metals should be added to the list of chemical types detected in soil. For the on-site construction worker, the phrase “will come into contact with” should be changed to “could come in contact with”.

Response #39 Agreed.

Comment #40 **Page 6-65, P2:** The statement that “Short-term (i.e., subchronic) and acute exposures were not evaluated” is incorrect as the exposure

- Response #45** Agreed. The text has been changed to explain the location of receptors and identify that the nearest receptor is conservatively located within the emission area.
- Comment #46** **Page 6-69, Sec. 6.3.5.1.2, P1:** "Current off-site" use was not considered in this analysis. The text or the analysis should be revised accordingly.
- Response #46** Agreed. The phrase "off-site" has been removed from the first sentence of Section 6.3.5.1.2 on page 6-69.
- Comment #47** **Page 6-69, Sec. 6.3.4.1.2, P2:** The text should be revised to:
- indicate that an inhalation rate of 20 m³/day is appropriate for a construction worker since it corresponds to 2.5 m³/hour over an 8-hour workday;
 - indicate that 234 days is the EF for the construction worker in the CT analysis, and
 - describe the 9-year ED and 5-year ED in the CT analysis.
- Response #47** Agreed. Paragraph 2 on page 6-69 has been revised to clarify which values of EF and ED were used for each receptor, and to include the 2.5 m³/hr inhalation rate for site workers and construction workers, based on an 8-hour work day.
- Comment #48** **Table 6-5:** All parameters (e.g., H, K_d, K_{oc}) used to derive the ambient air concentrations should be provided so the reader can work through the calculations. One method of data presentation (e.g., scientific notation) should be selected and used consistently. The values for E_i/area appear incorrect; the calculations should be checked and the values revised accordingly.
- Response #48** Agreed. Physical property data have been included in Table 5-2. A sentence has been added to this effect. Calculations and formatting have been checked and corrected.
- Comment #49** **Table 6-7:** The text indicates that chemicals of potential concern without toxicological criteria were not carried through the quantitative risk assessment, yet such chemicals appear in this table and others throughout Section 6.0. The text or the tables should be revised accordingly.
- Response #49** Agreed. Provisional toxicological criteria have been inserted for chemicals where appropriate. Remaining chemicals without criteria will be deleted from tables. Tables have been footnoted to indicate that some chemicals shown do not have toxicological criteria relevant to the exposure route.

- Comment #50** **Tables 6-7 to 6-12:** The values for Intake (Nc) and Intake (Car) appear incorrect. The unit conversion and/or the calculations should be checked and the values revised accordingly.
- Response #50** Agreed. The unit conversion error in Tables 6-7 to 6-12 has been corrected.
- Comment #51** **Page 6-85, Sec. 6.3.5.3:** Much of the methodology for assessing dermal exposure to soil is discussed in the corresponding section for sediment that appears later in the text. The methodology should be fully described here, the first time it is presented. The text should be revised to consistently include all parameters for both the RME and CT analyses and descriptions of each parameter. Assigning chemicals without credible ABSs for exposure to soil and ABS of 0% is misleading. It should be stated that USEPA Region II recommends quantifying dermal exposure for cadmium, arsenic, PCBs, dioxin/furans and pentachlorophenol (others are under development) only since credible values are not available for the other chemicals of concern. The text and tables should be revised accordingly. Rather than assigning a value of 0% ABS, these chemicals should be evaluated qualitatively in the uncertainty section.
- Response #51** Agreed. The dermal assessment methodology discussion has been moved to page 6-85 and later redundancy has been removed, with proper cross-referencing. Text regarding ABS values and Region 2 policy has been revised. Tables have been revised to include only the chemicals recommended by Region 2.
- Comment #52** **Page 6-85:** When combining childhood and adult risk estimates a composite 30 year duration (i.e., 6 childhood and 24 adult) should be used rather than individual 6 year (childhood) and 30 year (adult) durations.
- Response #52** Agreed. A 6-year child and 30-year total adult/child exposure have been assessed for each pathway.
- Comment #53** **Page 6-93, Sec. 6.3.5.4.1:** The statement that “Antimony, arsenic, cadmium, selenium, and thallium were found to be above background” contradicts the text in Section 6.2.3. The text should be revised accordingly.
- Response #53** Agreed. This text has been deleted.
- Comment #54** **Page 6-93, Sec. 6.3.5.4.2, P2:** While the USEPA only recommends that 6-year and 24-year exposure rates be used in estimating soil exposure and the associated cancer risks for an adult residing at a site for 30 years, using this approach consistently throughout the exposure assessment is acceptable. The text should be revised to consistently include all

parameters for both the RME and CT analyses and descriptions of each parameter.

Response #54

Agreed.

Comment #55

Page 6-96, Sec. 6.3.5.5.2: Much of the methodology for assessing dermal exposure to water is discussed in the corresponding section for surface water that appears later in the text. The methodology should be fully described here, the first time it is presented. The text should be revised to include the qualifications on the use of this approach by the USEPA in their Dermal Exposure Assessment: Principles and Applications (USEPA, 1992, EPA/600/8-91/011B). CW and CF are not needed in the equation for absorbed dose and the supporting text. Both parameters should appear in the equation for DA and the supporting text. The units (e.g., hours/day, events/day, etc.) should be checked and revised accordingly so they properly cancel in each equation.

Response #55

Agreed. The complete dermal assessment methodology discussion has been moved to page 6-96 and later redundancy has been removed, with proper cross-referencing.

Comment #56

Tables 6-27 and 6-28: The values for absorbed dose/event appear incorrect; the calculations should be checked and the values revised accordingly. The units for absorbed dose/event should be revised to $\text{mg}/\text{cm}^2\text{-event}$. The Permeability Coefficient appears as K_p in the text; the text or table should be revised accordingly. The parameter "B" does not appear to have been used in the calculations and should be deleted.

Response #56

Agreed. All requested changes have been made to Tables 6-27 and 6-28. Calculation and unit conversion errors have been corrected in these Tables.

Comment #57

Page 6-100, Sec. 6.3.5.6.1, P2: The equation for C_{inf} should be revised to indicate that $[(E)(F_w)(Ct/1000)]$ is divided by F_a . The description of F_w should be revised to include the CT value of 8 L/min.

Response #57

Agreed. The equation for C_{inf} and the description of F_w have been corrected as requested.

Comment #58

Tables 6-27 - 6-30: Dermal and inhalation pathways for water-borne contaminants are evaluated concurrently. Such an evaluation dictates the need to apportion the COCs between the water and vapor phases so as to avoid double counting.

Response #58

Agreed. Partitioning of chemicals between air and water has been calculated and the appropriate water concentrations have been used to calculate inhalation and dermal exposures without double counting. Tables 6-27 through 6-30 have been revised accordingly.

- Comment #59** **Table 6-29 - 6-30:** The values for EPC-Air are incorrect since EPC-Groundwater was input in mg/L rather than the ug/L called for in the shower model. The columns for Efficiency of Release should be revised so that values do not appear as 0.00.
- Response #59** Agreed. Tables 6-29 and 6-30 have been corrected as requested.
- Comment #60** **Page 6-106, P1:** The USEPA guidance in RAGS¹ (USEPA, 1989, EPA/540/1-89/002) recommends 20 m³/day (or 0.83 m³/hour) as the average inhalation rate for adults. The analyses should be revised accordingly.
- Response #60** Agreed. The 1st sentence on page 6-106 has been changed to cite an inhalation rate of 0.83 m³/hr and the calculations in Tables 6-31 and 6-32 have been changed accordingly.
- Comment #61** **Page 6-106, Sec. 6.3.5.7.1:** The statement (here and throughout Sec. 6.3.5) that "...current concentrations are likely to be reduced over time" should be revised or eliminated since, in the absence of remedial action, concentrations might not be reduced until the source is depleted.
- Response #61** Agreed. This statement has been deleted.
- Comment #62** **Page 6-106, Sec. 6.3.5.7.2:** The text should be revised to include descriptions of the exposure parameters used in the analyses.
- Response #62** This exposure pathway, ingestion of surface water, has been deleted as requested (see Comment #36).
- Comment #63** **Page 6-107, Sec. 6.3.5.8.2, P1:** As mentioned previously, consideration should be given to eliminating surface water ingestion as a pathway of concern as such exposure, during wading activities, seems unlikely. "The quantitative assessment of this exposure pathway..." does not include current uses. The text should be revised accordingly. CF is not needed in the equation for absorbed dose and the supporting text. The text should be revised to include both the bases and descriptions of the exposure parameters used in the analyses.
- Response #63** The recommended corrections have been made. "Current use" and "CF" have been deleted from the text and equation.
- The exposure parameter values used are already described in this section on pages 6-111 and 6-114.
- Comment #64** **Page 6-110:** There is no need to include the equation for DA_{event} twice; the text should be revised accordingly. The parameter "tau" does not appear in the equation for DA_{event} in the USEPA's Dermal Exposure Assessment: Principles and Applications. The reason for its inclusion here should be presented or the text, equation, and analyses should be revised accordingly. Values of the parameter "B" and "tau" are from

Table 5-8 of the USEPA guidance; the text should be revised accordingly. CF should appear in the equations for DA and DA_{event} and the supporting text in order for the units to properly cancel.

Response #64 Agreed. The text on pages 6-110 and 6-111 has been revised as requested.

Comment #65 **Page 6-110, P3:** The text should be revised to read, "...if the exposure time per event (ET) is less than the breakthrough time..."

Response #65 Agreed. The word "than" has been inserted in the sentence.

Comment #66 **Page 6-114, P1:** The USEPA in their Dermal Exposure Assessment: Principles and Applications recommends using a K_p of $1E-03$ as the default for water. The text and analyses should be revised accordingly.

Response #66 Agreed. $K_p = 1E-03$ has been used as the default value.

Comment #67 **Page 6-114, Sec. 6.3.5.9:** It is not clear what is meant by the phrases "...apparent lack of sediment, ..." and "The sediment points on and around SEAD-25 are seasonal...". The text should be revised accordingly.

Response #67 Agreed. This text has been deleted. This paragraph has been replaced with the following:

The ingestion of on-site sediment is limited to a future resident, since current land use precludes public contact with sediment. Ingestion of sediment is assumed to occur when the drainage ditches are dry, when the sediment could potentially be ingested by children in the same manner as soil. This pathway is assumed to have the same exposure frequency (EF) and exposure duration (ED) used for the surface water pathway, since ingestion of dry sediment is expected to be about as infrequent as wading in the wet drainage ditches.

Comment #68 **Page 6-115, Sec. 6.3.5.9.2:** The units for IR should be revised to read "(mg sediment/day)". The text should be revised to include descriptions of the exposure parameters used in the analyses.

Response #68 Agreed. Units for IR have been corrected to "mg sediment/day". The following paragraph has been added to Section 6.3.5.9.2:

The values for parameters EF, ED, BW, and AT for both the RME and CT are the same as those used for the surface water exposure pathway. The values used for the sediment ingestion rate (IR) are the same as the EPA default values for residential soil ingestion. For the RME, IR = 200 mg/day for the child and 100 mg/day for an adult. For the CT, IR = 100 mg/day for the child and 50 mg/day for an adult.

- Comment #69** **Page 6-121, Sec. 6.4:** The toxicological criteria should be updated to reflect provisional criteria provided in the USEPA's Health Effects Assessment Summary Tables FY-1995 Annual (USEPA, 1995, EPA 540/R-95-036) and FY-1995 Supplement (USEPA, 1995, EPA/540/R-95/142). As discussed in the Draft Generic RI/FS Work Plan, the USEPA's Superfund Health Risk Technical Support Center should be contracted for provisional criteria for chemicals of concern without toxicological criteria in IRIS or HEAST. Table 6-41 (not Table 6-29 as indicated in P2) and all risk estimates should be revised accordingly.
- Response #69** Agreed. Provisional criteria have been obtained from the Superfund Technical Support Center. These and the 1995 HEAST Tables have been reviewed to update Table 6-41 and all risk tables.
- Comment #70** **Page 6-123, Sec. 6.4.1.2:** The USEPA's guidance in RAGS recommends multiplying, not dividing, oral RfDs by oral absorption efficiencies for use in characterizing risks from dermal exposure. The text and all risk estimates should be revised accordingly.
- Response #70** Agreed. The oral to dermal RfD conversion error has been corrected in Table 6-41, and all related risk calculations have been corrected.
- Comment #71** **Page 6-124:** There is no reason to assume 100% absorption for the metals not listed here. Besides Owen (1990), there are other readily available literature sources that should be consulted for oral absorption efficiencies, including the ATSDR Toxicity Profiles and Carsons et al's Toxicology and Biological Monitoring of Metals in Humans (Carson, B.L., H.V. Ellis, III and J.L. McCann, 1986, Lewis Publishers, Inc.). The list and the appropriate analyses should be revised accordingly.
- Response #71** Agreed. The ATSDR Toxicity Profiles have been reviewed and have been used to update the oral absorption factors. A more appropriate and conservative absorption factor than 1.0 has been assumed for compounds where direct absorption factors are not available.
- Comment #72** **Page 124:** The discussion regarding the adjustment of oral toxicity factors for dermal exposure is incorrect. Assuming 100% oral absorption when adjusting a toxicity factor to account for the difference between administered and absorbed dose serves to underestimate risk rather than overestimate it. Consequently, many of the adjusted dermal RfDs and Slope Factors in Table 6-41 are calculated incorrectly. This error is most apparent for cadmium.
- Response #72** Agreed. The paragraph in question on page 6-124 has been deleted and replaced with a description of more appropriate assumed absorption factors. Table 6-41 and all related risk calculations have been corrected.

- Comment #73** **Page 6-124, Sec. 6.4.1.3:** The text should be revised to include a statement that chronic RfDs and RfCs were used to characterize risks associated with less than chronic exposures.
- Response #73** Agreed. The following sentence has been added to the paragraph in Section 6.4.1.3: "For children and construction workers, chronic RfDs and RfCs were used to conservatively assess risks for shorter exposure periods."
- Comment #74** Page 6-127, P1: It is unnecessarily conservative to assume that all chromium detected in site samples is the hexavalent species. Consideration should be given to characterizing chromium risks based on the toxicological criteria for trivalent chromium or to assuming that only a percentage of the total chromium is present as the hexavalent species. The USEPA regards all Aroclor mixtures as Group B probable human carcinogens. The text should be revised accordingly.
- Response #74** Aroclor-1242 has been added to the list under Group B on page 6-127. Assuming that all chromium is hexavalent does not influence overall risks at this site.
- Comment #75** Table 6-41: The toxicological criteria listed in the table should be checked against the most recent IRIS entries and the 1995 HEAST and revised accordingly. The table should be revised to include provisional criteria provided by the Superfund Health Risk Technical Support Center. A few apparent errors (e.g., the inhalation RfD listed for 1,4-dichlorobenzene is the RfC) were noted that should be corrected. As there are two oral RfDs for cadmium, one for water exposure and one for food exposure, both RfDs should be listed and used to characterize risks associated with exposure to the respective media. The values for Dermal RfD and Carc. Slope Dermal should be revised as indicated in other comments.
- Response #75** Agreed. Table 6-41 has been revised to include the most recent and correct toxicological criteria, including the correct RfD for 1,4-dichlorobenzene.
- Comment #76** Page 6-131, P2: Relative potencies of 0.01 and 0.001 are recommended for benzo[k]fluoranthene and chrysene, respectively, in the USEPA's Provisional Guidance for Quantitative Risk Assessment of Polycyclic Aromatic Hydrocarbons (USEPA, 1993, EPA/600/R-93/089). The text, the slope factors in Table 6-41, and all corresponding analyses should be revised accordingly.
- Response #76** Agreed. The relative potencies for benzo(k)fluoranthene and chrysene have been changed as requested.
- Comment #77** Page 6-131, Sec. 6.4.2.2: The USEPA's guidance RAGS recommends dividing, not multiplying, oral slope factors by oral absorption

efficiencies for use in characterizing risks from dermal exposure. The text and all risk estimates should be revised accordingly.

Response #77

Agreed. The text and risk estimates have been corrected as requested.

Comment #78

Page 6-132, Sec. 6.5: Comments on the Risk Characterization include:

- a) Risk estimates should be corrected to one significant figure as more than one significant figure implies a precision that is not possible with the current risk assessment methodologies.
- b) One convention for reporting risk estimates in scientific notation (i.e., 4E-04) should be used. The text or the tables should be revised accordingly. It might help the reader to indicate, for instance, that 4E-04 means either 0.0004 (as a hazard index) or 4 in 10,000 (as an estimated cancer risk).
- c) If the hazard indices or estimated cancer risks are less than or within the USEPA's risk criteria, there is no need to single out which exposure pathways, exposure routes, or chemicals of potential concern are the predominant contributors to the risk estimates. Doing so only brings undue attention to results that are of little significance.
- d) Stating that the risks from dermal exposure to soil or sediment are "zero" or 0.0E+00 is incorrect as absorbed dose was not quantified for most chemicals of potential concern. The text and the corresponding tables should be revised accordingly, if not eliminated altogether.
- e) The presentation of RME and CT risks is inconsistent, as quite often the CT risks are not presented. Similarly, the presentation of medium-specific risks is inconsistent as not all medium-specific risks are presented.
- f) Consistent terminology should be used throughout (e.g., USEPA-defined target range vs. USEPA target range).
- g) The potential for adverse health effects should be addressed qualitatively for all chemicals of concern without at least one toxicological criterion (i.e., an oral RfD, RfC, oral slope factor, or inhalation unit risk). Such a risk characterization could be in the form of a brief toxicological profile and a brief discussion of the extent and magnitude of site-related contamination for each chemical.

Response #78

- a) Agreed. All cancer and noncancer risk estimates have been presented to one significant figure in scientific notation.

- b) Agreed. See response to part (a).
- c) Agreed. Where appropriate, text discussing low risk exposures has been deleted.
- d) Agreed. The tables and text have been corrected as requested.
- e) Acknowledged. The revised text will be more consistent, with emphasis only on pathways, routes and chemicals which contribute significantly to potential risk.
- f) Agreed. "USEPA target range" has been used throughout the risk characterization.
- g) Disagree. The group of compounds with no toxicological criteria, after inclusion of provisional criteria, are already discussed in the Uncertainty section (Section 6.5.5.3).

Comment #79 Page 6-134, P3: A reference should be provided for the "National Contingency Plan".

Response #79 Agreed. The regulatory citation for the Code of Federal Regulations has been added.

Comment #80 Page 6-134, Sec. 6.5.1.3: Since concentrations of TICs are unsupported best-guesses, qualifiers such as "fairly low" and other concentration-related statements should be removed from the text.

Response #80 Agreed. All references to TIC concentrations have been deleted. Two sentences which specify numeric concentrations in soil boring and groundwater samples have been deleted in their entirety.

Comment #81 Page 6-150, P2: "Noncarcinogenic exposures for the Central Tendency scenario" were not "a full order of magnitude lower than the RME scenario". If that was the case, the CT hazard index would have to be 0.31. The text should be revised accordingly.

Response #81 Agreed. The "order of magnitude" language has been revised.

Comment #82 Page 6-166, P4: The chemical-specific hazard indices presented only account for about one-half the RME total hazard index. The text should be revised to include a more complete accounting, if possible.

Response #82 Agreed. All risk estimates will change following revisions of tables and calculations. An appropriate complete accounting of chemical-specific risks has been included in this section in the revised text.

Comment #83 Page 6-167, P1: The total RME pathway risk is 1.8E-06. The text should be revised accordingly.

- Response #83** Acknowledged. Risk estimates and text have been changed since the calculations have been revised.
- Comment #84** Page 6-167, P4: The total pathway risk presented is for the CT scenario, not the RME scenario. The text should be revised accordingly.
- Response #84** Acknowledged. Risk estimates and text have been changed since the calculations have been revised.
- Comment #85** Page 6-167, P5: The text should be revised to indicate that the CT risks were within the "USEPA target range".
- Response #85** Acknowledged. Risk estimates and text have been changed since the calculations have been revised.
- Comment #86** Tables 6-70 and 6-71: The tables were not included in the copy of the draft RI Report.
- Response #86** Acknowledged. Tables have been included in the revised report.
- Comment #87** Page 6-179, Sec. 6.5.4.2, P5: A total RME cancer risk below the USEPA target range should not be regarded as "elevated". The text should be revised accordingly.
- Response #87** Acknowledged. Risk estimates and text have been changed since the calculations have been revised.
- Comment #88** Page 6-182, Sec. 6.5.5.2: There is a certain "double-counting" when estimating exposure to VOCs in groundwater from both inhalation and dermal contact as VOCs released into the air should not be available for dermal contact. In the inhalation of ambient air analyses, use of maximum 1-hour average concentrations to assess long-term exposure is very conservative. The text should be revised to indicate these exposures may be overestimated.
- Response #88** Agreed. Double-counting of VOCs in showering exposure routes has been corrected. The following sentence has been added to the 4th paragraph on page 6-182 after the 2nd sentence: "Use of maximum 1-hour average ambient air concentrations to assess long-term inhalation exposure is conservative (i.e., tends to overestimate risk)."
- Comment #89** Page 6-182, Sec. 6.5.5.2, P4: It does not appear, based on the earlier text, that "several sources were checked" regarding soil absorption factors. It appears that only the USEPA's Dermal Exposure Assessment: Principles and applications was consulted. The text should be revised accordingly.
- Response #89** The sentence in question has been deleted.

- Comment #90** Page 6-183, P1: Site-specific exposure frequencies that reflect seasonal conditions could have been used in the CT analysis. The CT analysis should be used to examine the sensitivity of the risk estimates to such parameters.
- Response #90** Acknowledged.
- Comment #91** Page 6-184: The USEPA soil lead guidance cited is outdated. The USEPA's Revised Interim Soil Lead Guidance for CERCLA Sites and RCRA Corrective Action Facilities (USEPA, 1994, EPA/540/F-94/043) should be consulted and the text revised accordingly. The current screening level for lead in residential soils is 400 ppm.
- Response #91** Agreed. The cleanup goal has been changed to 400 ppm and the EPA guidance document has been referenced.
- Comment #92** Page 6-184, P3: The statement that "Oral toxicity values were used without adjustment to calculate risks from dermal exposure..." is incorrect. The statement that "...carcinogenic risks from dermal exposure to PAH's were summed separately from other compounds" is incorrect as no such analysis was presented. The text should be revised accordingly.
- Response #92** Agreed. The 3rd paragraph on page 6-184, 2nd sentence has been revised to reflect new oral-dermal adjustment factors and/or assumptions included in the revised risk analysis. The last sentence of this paragraph has been deleted.
- Comment #93** Page 6-185, Sec. 6.5.5.5: As conducted, EPCs were also varied in the CT analysis. The text should be revised accordingly.
- Response #93** In the revised calculations, the same EPCs have been used for both the RME and CT analyses, as requested in EPA's earlier comment.
- Comment #94** Appendix E: The curves generated by Aquetsolv should be provided in the appendix for review to check the portion of the data was used for the calculations.
- Response #94** Agreed. The Aquetsolv curves have been included in Appendix E.
- Comment #95** Appendix F: Curves should be presented for the data presented in this Appendix.
- Response #95** Agreed. The vertical connection test curves have been included in Appendix F.
- Comment #96** Appendix I (ODAST Model): This model should be referred to in the text if it is being used to support the analysis. The equations given in the

text do not correspond to the equations given in the appendix. The output graphs given in the appendix also seem to bear no relation to the information given in the text. The concentration input for BTEX at SEAD-25 given in the Appendix (3.04 mg/l) corresponds to Figure 4-3 but does not correspond to Table 5-6. (See also Model Output comment). As it stands, the information given in the appendix and the text is insufficient to determine if the model results are credible.

It is unclear what simplifications were made to the model for its application to SEAD-26. These should be more clearly stated.

The validity of the modeling effort for predicting the change in concentration with time is questionable since only one true data point is available for each site. For SEAD-25, the concentration versus time graph is generated from this single data point and an initial condition based on the results of a previous model run, and cannot be considered reliable. For SEAD-26 the prediction is based solely on an initial concentration in one well and cannot be considered reliable.

Response #96 Acknowledged. Please see Section 5.0 Response #34.

RCRA Programs Branch

Comment #1 In SEAD 25, justify the assumption that natural attenuation of benzene, ethylbenzene, and total xylenes will occur in about 40 years in soil of SEAD-25. How do you demonstrate that VOCs are not migrating to an appreciable extent from soil to groundwater?

The fugacity and groundwater modeling systems should be described in detail.

Response #1 Acknowledged. Please see Section 5.0 Response #34.

Comment #2 It is anticipated that the following ARARs will be applicable during the remedial activities.

- 40 CFR Part 261 - Identification and listing of hazardous waste;
- 40 CFR Part 262 - Standards Applicable to Generators of Hazardous Waste;
- 40 CFR Part 264 - Standards for Owners and Operators of Hazardous Waste Treatment, Storage, and Disposal Facilities; and
- 40 CFR Part 265 - Groundwater Monitoring
- 40 CFR Part 268 - Land Disposal Restrictions.

Response #2 Agreed. The Project Scoping Plan (July 1995) presents a preliminary list of ARARs and "to be considered" (TBC) in accordance with 40 CFR Part 300. The Feasibility Study (FS) presents a comprehensive list of chemical-specific, action-specific, and location-specific ARARs. The

above-mentioned ARARs are identified as action-specific ARARs that must be met as part of the remedial action objectives.

h:\eng\Seneca\s2526ri\comments\eparisk.doc

H:\ENG\SENECA\S2526RI\COMMENTS\EPA.DOE4

**Comments for
Draft RI for the Fire Training Areas
by The New York State Department of Environmental Conservation (NYSDEC)
and the New York State Department of Health (NYSDOH)**

Draft RI for the Fire Training Areas

Comment #1 The report is well over 1,000 pages long, not counting the appendices. We realize this report contains the results of the remedial investigation for two separate sites, but many sections are duplicated and repeated verbatim in the separate discussions of SEADs 25 and 26. Wherever possible the consultant should consolidate these common items in future documents in order to facilitate their timely review. The consultant should also consider that this document will ultimately be part of the public record for the Seneca Army Depot Activity and as such must be manageable with regards to review by the public.

Response #1 **Agreed.** Any suggestions to eliminate, consolidate or reduce the size of the document is appreciated. We recognize that this is a large volume of technical information, however, it does represent the environmental conditions at two (2) independent sites.

Comment #2 The RI report should include a remedial action objective for each of these two sites. Without an agreed remedial action objective, it is unclear what the feasibility study report will address.

Response #2 **Disagree.** Remedial action objectives are not part of the RI as the need for a remedial action has not been determined until the RI is complete. If site conditions indicate unacceptable risk then remedial action objectives will be developed to reduce site conditions to acceptable levels of risk. The objectives of the RI are to collect a sufficient quantity and quality of data to accurately represent and assess site conditions.

A remedial action objective was established in the Project Scoping Document for SEAD-25 and SEAD-26 (July 1996). Section 1.1, Purpose of Report, in the Draft RI, has been expanded slightly to incorporate text from the Project Scoping Plan describing the purpose and intent of the RI.

Comment #3 The document leaves the impression that there is no need for remedial actions at SEAD 25 and 26 from an ecological standpoint. Without going into detailed comment, which would be interminable, given the magnitude of the material presented, we basically disagree with your conclusion that the site presents minimal actual or potential threat to wildlife. We think the actual toxicity of these sites derived through experimentation is the only definitive method for assessing the ecological effects since the site has a host of VOCs, SVOCs, pesticides,

nitroaromatics, herbicides and metals present and there is no way of knowing how these compounds interact toxicologically.

The following areas with potential for or actual exposure to biota are in need of remediation. Additionally, some of these areas need to be remediated to prevent the migration of contamination to now uncompromised media.

a. SEAD-25; The Fire Training and Demonstration Pad

- i. Perimeter drainage ditches to minimize biota exposure or migration to more valuable habitats.
- ii. Site soils to eliminate source of groundwater contamination.

b. SEAD-26; The Fire Training Pit and Area

- i. Site perimeter drainage's - to prevent migration to other habitats and eliminate exposure.
- ii. Site soils to eliminate exposure and a source of groundwater contamination.
- iii. Fire training pit to eliminate bird exposure to contaminated drinking water and soils. Minute quantities of PAHs (0.002 µg benzo(a)pyrene/egg, Eisler, 1987) are known to cause embryonic growth reduction and increased incidence of abnormal survivors. These quantities could easily be transported on bird feet or feathers to distant nests.

Response #3

Disagree. The ecological risk assessments performed for these SEADs followed EPA guidance and used current accepted ecological risk assessment methods. Furthermore, the approach followed in these ecological risk assessments was described in the Work Plan for these sites before the assessments were performed. Serious concerns regarding the assessment methods would have been appropriately raised and resolved during the review of the Work Plan. As to the findings of these assessments, the risks presented in this report were calculated objectively based upon the data collected at the site during the RI.

Please note that the ecological risks have been re-calculated based upon revised exposure point concentrations (EPCs), in consideration of EPA's comments on the handling of background data, duplicates, and concentration term statistics in the draft human health risk assessments. These new EPCs have resulted in a new set of ecological risk estimates which may have affected the overall conclusions. However, no change in overall methodology has been made, nor should it be, since the approach conforms to EPA CERCLA guidance.

- Comment #4** Throughout this report there appear to be contradictions in the definitions of a "surface soil" sample. Section 4.1.4, for instance, defines surface soil as "soil that exists from 0 to 6 inches": However, Table 4-5 states that surface soil samples were taken from a depth of 0.17 feet (2.04 inches). A surface soil sample as defined in the Generic Installation Remedial Investigation/Feasibility Study Work Plan for the Seneca Army Depot Activity is one collected from a depth of 0 to 2 inches below any overlying organic matter. Please explain or correct these discrepancies.
- Response #4** **Acknowledged.** The statement in Section 4.1.4 has been changed to 0-2 inches (0.17 feet).
- Comment #5** Unlike previous reports from this consultant, the sampling data summary tables in this report lack a "maximum value detected" column. It has been our experience that this column is very helpful in the review of the sampling data. Please replace this column or explain its absence.
- Response #5** **Disagree.** Maximum values for each compound by media are shown in the summary statistics tables.
- Comment #6** Discussions of potential future land uses in this and future documents must address the proposal for future uses scheduled to be presented by the Local Redevelopment Authority (LRA) on October 8, 1996. The LRA's reuse plan will represent the first time concrete proposals for reuse of the base have been produced.
- Response #6** **Acknowledged.** The future uses of the site as proposed by the LRA and by the Seneca Army Depot as presented in their Reuse Plan and Implementation Strategy (December 1996) will be considered during the process of evaluating and selecting the preferred remedial actions for SEAD-25 and SEAD-26.
- Comment #7** The consultant should include a discussion justifying the use of only the surface soil sample results in the calculation of risk to current site workers and future on-site residents of these sites.
- Response #7** **Agreed.** A paragraph explaining this aspect of the soil exposure pathways has been added.
- Comment #8** The RI report has demonstrated that SEADs 25 and 26 are impacted by considerable levels of polycyclic aromatic hydrocarbons (PAHs). Of greatest concern are those PAHs which are considered carcinogenic. We would like to request that the consultant list separately the results for the individual and total carcinogenic PAHs in the soil and sediment sample summary tables. Furthermore, Figures 4-5, 4-6; and 4-14 should include the total carcinogenic PAH levels for the samples. The following is a list of PAHs considered to be carcinogenic:

benz(a)anthracene	chrysene	dibenz(a,e)pyrene
benzo(b)fluoranthene	dibenz(a,h)acridine	dibenzo(a,h)pyrene
benzo(j)fluoranthene	dibenz(a,j)acridine	dibenzo(a,i)pyrene
benzo(k)fluoranthene	dibenz(a,h)anthracene	dibenzo(a,l)pyrene
benzo(a)pyrene	dibenz(c,g)carbazole	ideno(1,2,3-cd)pyrene
		5-methylchrysene

Response #8 **Disagree.** Where an exposure scenario poses a significant risk based on EPA cancer risk or non-cancer risk guidelines, the influential chemicals have been highlighted in the Risk Characterization section (Sections 6.5 and 7.5). If carcinogenic PAHs are significant, they have been so noted in the Risk Characterization.

The soil and sediment summary tables have been revised to show individual and total carcinogenic PAHs.

Specific Comments:

Comment #1 **Figure 3-4 and 3-5:** Symbol for Fill and Weathered Shale appears to be incorrectly shown.

Response #1 **Acknowledged.** This discrepancy has been corrected.

Comment #2 **Figure 4-10 through 4-13:** These figures lack units of measurement. Please revise the figures.

Response #2 **Acknowledged.** The figures have been revised to show units of measurement.

Comment #3 **Tables 4-22 and 4-28:** These tables also lack units of measurement. Please revise these tables.

Response #3 **Acknowledged.** These tables have been revised to show units of measurements.

Comment #4 **Table 6-3:** On page 7 of this table the Reasonable Maximum Exposure (RME) concentration for chromium in sediment is listed as 0.000 MG/KG. The actual concentration, as listed in Table 4-13 and Table 6-3 is 76.6 MG/KG. Is this a typographical error or was the RME of 0.000 actually used in risk calculations?

Response #4 **Agreed.** The typographic error in Table 6-3 has been corrected.

Comment #5 **Section 6.3.2.1 - Onsite Receptors:** It is not completely appropriate to state that "there is no pressure to develop land in this area". It must be kept in mind that the Local Redevelopment Authority is working very hard to develop productive reuses of the base property in order to minimize the negative impact that base closure will have on the

surrounding community. As such, it appears to us that there is indeed a great deal of pressure to develop this area.

Response #5

Agreed. The BRAC process has been developing over the last two years. When this report was first prepared the future land use was as it had always been, i.e., part of the military mission associated with SEDA. The BRAC closure process has now provided directions as to future land use and this has been incorporated into this document where appropriate. The sentence referring to pressure to develop land has been deleted.

Comment #6

Table 6-7: According to the footnotes in this table, the average time (AT) in days for the noncarcinogenic effects should be 10950 days. However, the column lists a value of 9125 days. Which figure was actually used in the calculation of non-carcinogenic risk? Please correct the discrepancy.

Response #6

Agreed. The table has been corrected.

Comment #7

Sections 6.5.5.2 and 7.5.5.2 - Uncertainty in Exposure Assessment: These sections must include a discussion of how the lack of dermal absorption factors (ABS), for all the compounds of concern except cadmium and PCBs, seriously underestimates risk. By using an ABS value of zero in the calculation of absorbed dose the result is, naturally, zero absorbed dose and thus zero risk. This result is misleading as many chemicals are indeed known to cause adverse health effects from a dermal exposure pathway. For instance, skin application of benzo(a)anthracene and benzo(a)pyrene are known to cause cancer in animals and are suspected of causing cancer in humans. In order to provide a complete picture of reviewers of this document the consultant must accurately and thoroughly discuss underestimations of risk as well as overestimations of risk.

The consultant may want to consider developing a table which lists on one side factors that will lead to an overestimation of risk (i.e., sampling bias) and on the other side factors which will lead to an underestimation of risk (i.e., lack of ABS values).

Response #7

Agreed. A paragraph has been added to the Sections 6.5.5.2 and 7.5.5.2 which discusses the potential underestimation of risk associated with the limitation of dermal exposure assessments to five compounds.

Comment #8

Sections 6.5.5.4 and 7.5.5.4 - Uncertainty in Risk Characterization: These sections seem to be saying that by ignoring possible synergism's between chemicals, risk is overestimated. In truth, by not considering the potential for synergism and potentiation between chemical contaminants, risk is actually underestimated. These sections should also contain definitions of the terms synergism and antagonism.

Response #8

Agreed. The paragraph in Sections 6.5.5.4 and 7.5.5.4 has been expanded to provide a more complete discussion of synergism and antagonism, and the uncertainties associated with ignoring these possible interactions. The discussion of synergism has been corrected to state that ignoring synergism underestimates risk.

h:\eng\Seneca\s2526ri\comments\nysdec.doc

**Comments for
Draft RI for the Fire Training Areas
by
The Army Corps of Engineers**

Draft RI for the Fire Training Areas

Comments by Frye

Comment #1 Per EPA Guidance, the RI report should discuss, at a minimum, chemical-specific ARARs (scattered references to MCLs and NYS GA groundwater standards are made throughout the text). Also per EPA Guidance, an RI report should contain a conclusion/recommendation section wherein the recommendation for no-further-action or to perform a Feasibility Study is made. This recommendation is based upon the result of the risk assessment and ARARs (note, TAGMs are NOT ARARs). Include a separate section discussing chemical-specific ARARs which includes a listing of all identified chemical-specific ARARs and a comparison of each COC thereto as well as a conclusion/recommendation section in the report.

Response #1 As required by 40 CFR Part 300.430(b)(9), project scoping for remedial investigations/reasibility studies (RI/FS), a preliminary list of ARARs and "To-Be-Considered"(TBCs) was developed and presented in the Project Scoping Plan for SEAD-25 and SEAD-26 (July 1995). These included separate tables for Location Specific ARARs, Action Specific ARARs and Chemical Specific ARARs. The data collected from the RI is compared to applicable chemical specific ARARs. It is the intention of the EPA that ARARs must be attained for any hazardous substances left on site at the completion of remedial actions and that remedial actions should also comply with ARARs. The list of ARARs will be refined and evaluated during the RI/FS process. Each ARAR identified in the Project Scoping Document will be evaluated to determine if they are applicable and relevant and appropriate based upon jurisdictional requirements (in the case of applicability) and appropriate and relevant based on a comparison of the action, location, or chemicals covered by the requirement and related conditions of the site. Only those requirements that are determined to be both relevant and appropriate must be complied with. The detailed analysis of chemical specific, action specific, and location specific ARARs is presented in the feasibility study report. Section 8 of the Draft RI provides a summary section of the results of the RI. Text has been added to provide further discussions of the chemical specific ARARs and recommendations for a feasibility study including a detailed analysis of remedial alternatives.

Comments by Bradley

Comment #1 Previous comments adequately addressed.

Response #1 **Acknowledged.**

h:\eng\Seneca\s2526ri\comments\army.doc

**Comments for
Draft RI for the Fire Training Areas
by The United States Environmental Protection Agency (USEPA)**

Draft RI for the Fire Training Areas

General Comments

Comment #1 The report should present a discussion of data validation issues and data usability as it relates to the DQO which have been set for the site. The text should present rationale for the data rejections which are presented in the data tables and how these data rejections may affect the overall usability of the data.

Response #1 **Acknowledged.** Sections 6.2 and 7.2 of the report describe the data usability issues such as data validation, analytical methods, precision, accuracy, representativeness, comparability and completeness.

Comment #2 The results of the grain-size distribution analyses for the sediment samples were not presented in the document as originally discussed in the work plan for these sites. The results of the hardness analyses or TOC analyses were also not presented or discussed in the RI Report. The TOC analyses should be used to correct the site-specific TAGMs based on the TOC results, as is discussed in TAGM-4046.

Response #2 **Acknowledged.** The grain size analysis results for the sediment samples are shown in Appendix A. The average site-wide value for TOC is approximately 1% and therefore the TAGMs for soil were not adjusted.

Specific Comments

Section 1.0

Comment #1 **Page 1-20, P2:** The third sentence of this paragraph appears to be incomplete. The sentence should be reviewed and corrected as needed.

Response #1 **Acknowledged.** The sentence has been reworded to : “.....have been collected from 16 glacial till locations..... “

Comment #2 **Page 1-35; P1:** A figure should be provided showing the potentiometric head changes described in the text. The figure should be combined with the precipitation data for the same period.

Response #2 A potentiometric map was not developed because the precipitation data used was from a station located approximately 10 miles from the site. On-site precipitation data would be needed to accurately assess the local effects on groundwater levels.

Section 3.0

- Comment #1** **Page 3-2, Sec. 3.1.3, P2:** It is reasonable to state that rainfall decreases during January and February, since at this time of the year precipitation would be frozen. It would be more appropriate if the text compared precipitation amounts throughout the year and not rainfall.
- Response #1** **Agreed.** The text should state that the seasonal variations in precipitation are shown in Table 1-3. The text has been modified accordingly.
- Comment #2** **Page 3-4, Sec. 3.1.4.2, P1:** The thickness of the till should be presented in the text.
- Response #2** **Agreed.** The text has been modified to include the till thicknesses.
- Comment #3** **Page 3-4, Sec. 3.1.4.2, P3:** Grain size distribution curves should be provided in the appendices of this document.
- Response #3** **Agreed.** The grain size distribution curves are included in Appendix A.
- Comment #4** **Page 3-5, Sec. 3.1.4.3:** The locations for the stated ranges of weathered shale should be presented in the text.
- Response #4** **Agreed.** The text has been modified to include the locations of the weathered shale.
- Comment #5** **Page 3-36, P2:** The locations stated where the competent shale was encountered should be presented in the document.
- Response #5** **Agreed.** The text has been revised on Page 3-6 to state the location of the competent shale.
- Comment #6** **Figures 3-4 and 3-5:** The shading used for the lithological units are reversed. The screened and open sections of each well should be shown on the geologic cross sections along with a water level mark for both shallow and deep wells at each cluster.
- Response #6** **Acknowledged.** The shading for the lithological units has been corrected. Water level elevations have been added for the wells. Well construction details are provided in Table 2-4.
- Comment #7** **Page 3-12, Sec. 3.1.5.1, P2:** The tense of the text here should be changed i.e., “..groundwater is expected...” should read, “ groundwater was expected....”

- Response #7** **Disagree.** This statement means that the groundwater flow should follow the slope of the bedrock surface. In this context, groundwater flow does not have a past tense, since it reflects the current conditions.
- Comment #8** **Table 3-1:** The header should define whether the depths and elevations provided are for competent or weathered bedrock.
- Response #8** **Acknowledged.** The travel times used to characterize bedrock surface were between 12,600 and 14,400 ft/sec. These correspond to competent shale formations. A footnote has been added to Table 3-1 clarifying this.
- Comment #9** **Page 3-14, Sec. 3.1.6.2.1, P1:** What is “groundwater topography”? Should this be groundwater potentiometric surface or groundwater water table?
- Response #9** **Acknowledged.** This sentence has been reworded from groundwater topography to groundwater contour.
- Comment #10** **Figure 3-6:** There is no basis for the construction of the 736 equipotential contour line downgradient of wells MW25-15 and MW25-19.
- Response #10** **Disagree.** The 736 contour line shown in this figure is inferred from the contours and the general topography of SEAD-25 and is appropriate for this site.
- Comment #11** **Figure 3-7:** See comment above for the 736 contour line and apply to the 737 line in this figure.
- Response #11** **Disagree.** See Response #10.
- Comment #12** **Figure 3-8:** The 738 equipotential contour crosses the 738 topographic contour line in the area of well MW25-13. Field notes should be reviewed for indications that this “stream” was flowing at the time of water level measurements. If no water was present at this time the contouring in this figure should be corrected accordingly.
- Response #12** **Acknowledged.** The stream was not observed to be flowing during the field investigation. The 738 contour line has been changed to a dashed line to indicate that this elevation is inferred.
- Comment #13** **Figures 3-6 through 3-8:** Flow direction arrows should be drawn at 90 degrees to the equipotential contour lines. It is appropriate to construct hydrogeologic flow sections for the site to aid in an understanding of site flow conditions.
- Response #13** **Acknowledged.**

- Comment #14** **Figures 3-9 and 3-10:** The contouring presented should be truncated between control points and should be checked for accuracy (i.e., triangulation between data points).
- Response #14** **Disagree.** The contouring shown in these figures represents reasonable extrapolations between the monitoring well elevations shown.
- Comment #15** **Page 3-19, Sec. 3.1.6.2.2, P1:** It is not appropriate to calculate a horizontal flow gradient between MW25-5D and MW25-7D since these wells are parallel to the potentiometric contours shown on the figures. This may account for the large difference between the calculated gradients presented in the text.
- Response #15** **Agreed.** This text has been removed from the section.
- Comment #16** **Table 3-3:** Hydraulic conductivities have a logarithmic distribution and thus the average value presented in the table and associated text should be a geometric mean and not an arithmetic mean.
- Response #16** **Acknowledged.** Since the data sets were determined to be lognormally distributed, the values for average hydraulic conductivity shown in Table 3-3 were re-calculated using a geometric mean rather than an arithmetic mean.
- Comment #17** **Page 3-25, P1:** The results of the groundwater velocity calculations are incorrect since the values used for the average hydraulic conductivity are miscalculated, as previously commented.
- Response #17** **Acknowledged.** The groundwater velocities were re-calculated using the new geometric means.
- Comment #18** **Page 3-25, Sec. 3.1.6.4.3, P1:** See comment above on calculation of flow velocities.
- Response #18** **Acknowledged.** See response #17.
- Comment #19** **Figures 3-11 and 3-12:** A review of the detailed vegetative cover-type map (Figure 3-12) indicates that the areas mapped are different from those presented on Figure 3-11. This discrepancy should be corrected.
- Response #19** **Acknowledged.** The figures have been revised to correct this discrepancy.
- Comment #20** **Page 3-50, Sec. 3.2.4.2, P2:** A description of the Darian silt-loam is presented in the text. However, a review of text and the figure indicates be removed or clarified to state that the description is for the area surrounding the site.

Response #20 **Acknowledged.** A statement referring to the areas surrounding the site has been added to the text.

Comment #21 **Page 3-50, Sec. 3.2.4.2., P3:** See previous comment on the presentation of grain-size distribution curves.

Response #21 **Acknowledged.** See comment #3.

Comment #22 **Page 3-52, P2:** MW26-1 is located to the east of the site and not west, as stated in the text.

Response #22 **Acknowledged.** The text has been revised accordingly.

Comment #23 **Figure 3-15:** The 738 contour line should pass through MW26-7, which has a reported elevation of 738.00.

Response #2 **Acknowledged.** The figure has been revised accordingly.

Comment #24 **Table 3-8:** See previous comment presented for Table 3-1.

Response #24 **Acknowledged.** Please see response #8.

Comment #25 **Page 3-57, P1:** Profile identifications should be presented on Figure 3-16 for ease of reference.

Response #25 **Acknowledged.** The location of the GPR profiles are shown in Figure 2-9.

Comment #26 **Page 3-61, Sec. 3.2.6.2, P1:** The April 4, 1994 data set contains four data points and not three, as stated in the text.

Response #26 **Agreed.** The text has been revised to state that the data set contains four data points.

Comment #27 **Figure 3-20:** The 744 potentiometric contour line should pass through MW26-10, which has a reported elevation of 744.00.

Response #27 **Agreed.** The figure has been revised accordingly.

Comment #28 **Figures 3-20 through 3-22:** The contour lines shown on these figures should be truncated between data control points.

Response #28 **Disagree.** The contour lines are considered to be reasonable extrapolations based upon the data collected.

Comment #29 **Page 3-66, Sec. 3.2.6.3:** See previous comment on the presentation of the hydraulic conductivity results.

- Response #29** **Acknowledged.** The average hydraulic conductivity for SEAD-26 was re-calculated using a geometric mean.
- Comment #30** **Table 3-10:** See previous comment on the calculation of hydraulic conductivity averages value.
- Response #30** **Acknowledged.** Please see response #29.
- Comment #31** **Page 3-66, Sec. 3.2.6.4:** See previous comment on the calculations of flow velocities.
- Response #31** **Acknowledged.** The groundwater velocities for SEAD-26 were recalculated using the new hydraulic conductivities based on a geometric mean.
- Comment #32** **Figure 3-23 and 3-24:** These figures do not match, the discrepancy should be corrected. The arrow indicating the site in Figure 3-24 is not pointing to the site boundaries.
- Response #32** **Acknowledged.** This discrepancy has been corrected.
- Section 4.0**
- Comment #1** **Page 4-1, Sec. 4.0:** The text should clearly state that both DQO documents will be referenced in the RI Report.
- Response #1** **Agreed.** The text has been modified accordingly.
- Comment #2** **Figure 4-1:** There are locations on this figure which should be contoured with a 1 ppmv contour line, which have not been identified in the text as being related to non-contaminant sources.
- Response #** **Disagree.** A review of the data did not indicate locations that should be contoured in addition to those shown on the figure.
- Comment #3** **Table 4-5:** TAGM 4046 lists a concentration or the MDL for several compounds. In these instances, the lower of the two numbers should be used for determining which samples exceed the TAGM guidance values.
- Response #3** **Acknowledged.** The soil cleanup standards listed in Table 4-5 follow the guidelines established in TAGM 4046.
- Comment #4** **Table 4-7:** There is a TAGM value for 1,2-dichloroethene (trans) of 300 ug/kg. It is appropriate to use this value for 1,2-dichloroethene (total) since these compounds typically co-elute and are not differentiated by the laboratory. The use of this value should be reflected in the associated text. There is also a value for chlordane in TAGM-4046 which should be used for comparison with alphachlordane

results. The heading for the last two pages of this table has been cut-off and should be corrected.

- Response #4** **Acknowledged.** The TAGM for chlordane has been added and the corrections to the heading have been made.
- Comment #5** **Page 4-38, P2:** A figure showing the distribution of semi-volatile (PAHs) in soils should be presented in the RI Report.
- Response #5** **Acknowledged.** A figure (Figure 4-16) showing the distribution of PAHs in soils at SEAD-25 has been added to the report.
- Comment #6** **Page 4-41, P2:** It is not appropriate to discuss health-related issues in the nature and extent section. The text in this section should discuss the exceedances related to guidance values and leave the discussion of health risk to the health risk section.
- Response #6** **Acknowledged.** This reference has been deleted from the text.
- Comment #7** **Page 4-41, P4:** The text should state the concentrations of the samples discussed.
- Response #7** **Acknowledged.** The concentrations of the samples discussed have been added to the text.
- Comment #8** **Page 4-42, Sec. 4.1.5, P1:** The text should present a comparison between all three rounds of sampling, and how the groundwater chemistry has changed through time.
- Response #8** **Acknowledged.** An analysis of changes or trends over time for the groundwater data was not conducted due to the limited data set, and the fact that many of the wells were not installed in earlier sampling rounds. Additionally, the statistical summary table (Table 4-9) shows that there was a 0% frequency of detection for many of the analytes, and a low frequency of detection for the remainder of the organic analytes showing a hit. The metals data may be subjected to a non-parametric type statistical trend analysis after additional sampling rounds are conducted.
- Comment #9** **Table 4-9:** Please explain why the “total counts” presented in the groundwater summary table varies from method to method and within each method.
- Response #9** The total counts vary under the volatile organics from compound to compound due to the use of either Method 524.1 or TCL volatile organics. The use of both methods was due to the request by EPA to include the 524.1 analysis on certain wells.
- Comment #10** **Table 4-10:** The order in which the wells are presented is confusing. The wells should be presented in numerical order.

In addition to NYSDEC GA groundwater standards, Federal MCLs should also be included for each contaminant. The table incorrectly states that there are no standards for Bromoform, Antimony, Beryllium and Thallium, which all have Federal MCLs.

- Response #10** **Acknowledged.** The table has been modified to include MCLs if the MCL is lower than the NYSDEC GA groundwater standard or if no GA standard exists for a compound. The order of the wells is due to the manner in which the relational database is queried to create the tables.
- Comment #11** **Page 4-65, Sec. 4.1.5.2:** A figure showing the distribution of total, semi-volatiles (including TICs) should be presented in this report.
- Response #11** **Acknowledged.** A figure showing the concentrations of SVOCs and TICs in the shallow groundwater from round 2 (March 1996) has been added as Figure 4-15 to the report.
- Comment #12** **Page 4-66, P1:** A discussion of the TICs found in Round 2 sample analysis results should be presented.
- Response #12** **Acknowledged.** A discussion of the SVOC TICs in groundwater has been added to the section
- Comment #13** **Page 4-67, P1:** The text speculates about the origin of the inorganics found in the groundwater. More justification should be given for the conclusions presented here.
- Response #13** **Acknowledged.** This statement has been removed from the text. A statistical analysis of background metals concentrations compared to the groundwater sampling concentrations is presented in Section 6.0.
- Comment #14** **Page 4-74, P1:** The text states that SW25-6 was not used as background since it was "... impacted by other constituents, not associated with past site activities..."; but the text does not elaborate what these impacts were or what caused them. A discussion of these impacts should be presented in the text.
- Response #14** **Agreed.** The impacts referred to in the report are elevated levels of SVOCs, and PAHs detected in the sediment sample at this location; presumably from storm drain discharges.
- Comment #15** **General Comment:** The results of the average and standard deviations should be rounded to reasonable numbers since the analytical methods cannot typically detect these compounds down to the numbers presented here.
- Response #15** **Acknowledged.**

- Comment #16** **Page 4-78, Sec. 4.1.7.1, P1:** Toluene is not considered a common laboratory contaminant and the discussion in the text referring to toluene as such should be removed.
- Response #16** **Disagree.** Even though toluene is not as common a lab contaminant as acetone, 2-butanone and carbon disulfide, it has been shown to be an artifact from laboratory cross-contamination. Due to the low concentrations present and the fact that toluene has not been shown to be a contaminant of concern at SEDA, it is reasonable to assume that its presence is due to laboratory contamination. The text has been revised to state that the presence of these compounds may be due to laboratory cross-contamination.
- Comment #17** **Table 4-14:** The source listed for Di-n-buthylphthalate is given as “????”. What is this source?
- Response #17** **Acknowledged.** This has been corrected to show none, meaning there are no current sediment quality criteria for this compound.
- Comment #18** **Page 4-78:** Is the drainage ditch discussed here “...north...” the northwest ditch previously discussed?
- Response #18** The location of the drainage ditch mentioned in this paragraph can be confirmed by the referenced sample locations.
- Comment #19** **Table 4-14:** The abbreviations for the sources listed should be presented as footnotes to this table. What is the “west Effect Le” which is listed as a source? If a compound has been qualified as rejected, the concentrations should be removed from the tables and only the qualifier “R” shown.
- Response #19** **Acknowledged.** The source abbreviations have been corrected and identified in the table.
- Comment #20** **Page 4-86, Sec. 4.1.7.6:** The text states that MW25-2 had the maximum TPH concentration. This appears to be incorrect since this section discusses sediment sample results. The previous paragraph identifies surface water samples. Again, this appears to be incorrect in a sediment discussion.
- Response #20** **Acknowledged.** The text has been changed to show the sediment location as SD25-8 rather than MW25-2 and the reference to surface water has been changed to sediment.
- Comment #21** **Page 4-86, Sec. 4.1.8:** The text here should state that the site has been impacted by TPH. This section should also summarize the results of the soil gas survey and relate these results to the groundwater and soil sample results.

- Response #21** **Acknowledged.** The text has been revised to include TPH. A discussion relating the soil gas survey result to the groundwater and soil sample results has been added to Sec. 4.1.8.
- Comment #22** **Table 4-16 and 4-17:** Why do the “total counts” vary between some of the compounds? The asterisks represented on Table 4-17 should be added to the list of notes.
- Response #22** Please see comment #9
- Comment #23** **Table 4-22:** See previous comments on the variation between total counts.
- There are not units presented on this table.
- Response #23** Please see response #9. Units have been added to the table.
- Comment #24** **Table 4-23:** The wells are not presented in numeric order, is there a significance in the way the wells are presented?
- Response #24** The order that the wells appear in this table is a function of the structure of the database and the manner in which the database information is accessed.
- Comment #25** **Page 4-155:** The results of all the inorganics should be discussed, especially when analytes exceed their guidance values by as much as 29,900 times, as in the case for calcium.
- Response #25** **Acknowledged.** The table incorrectly showed a standard of 50 ug/l for calcium. There is no current groundwater standard for calcium. The table has been corrected to show this.
- Comment #26** **Page 4-156, Sec. 4.2.41:** The text here references SEAD-25. This should be corrected to state SEAD-26.
- Response #26** **Acknowledged.** The reference has been changed accordingly.
- Comment #27** **Table 4-24:** See previous comment on total count variations.
- Response #27** Please see response #9.
- Comment #28** **Table 4-25:** See previous comment on the “standard source” as it applies to heptachlor.
- Response #28** **Acknowledged.** The reference has been changed to New York State Class C Surface Water Standard.
- Comment #29** **Page 4-163, Sec. 4.2.4.2:** The standard referenced here for surface waters is incorrectly given as “... New York State Class GA...”

- Reponse #29** **Acknowledged.** The text has been changed to New York State Class C Surface Water Quality standards.
- Comment #30** **Page 4-164, P1:** The text here references groundwater. This text should be corrected to state surface water.
- Response #30** **Acknowledged.** The reference has been changed to surface water.
- Comment #31** **Figure 4-14:** The flow direction of the surface water bodies should be presented to aid in interpretation of results.
- Response #31** **Acknowledged.** A map showing the surface water flow direction for SEAD 26 is presented in Figure 3-14.
- Comment #32** **Page 4-173, Sec. 4.2.5.3:** The text should state the concentrations of contaminants detected and not only state the number of times the contaminants exceeded their respective guidance values.
- Response #32** The concentrations of pesticides and PCBs are presented in the preceding Table 4-27.
- Comment #33** **Page 4-176, Sec. 4.2.5.6:** The text discusses surface soil results in a section which presents sediment results.
- Response #33** **Acknowledged.** The text has been revised to sediment results.
- Comment #34** **Page 4-177, Sec. 4.2.6:** Paragraph 3 states that no criteria exceedances were detected for VOCs in groundwater at SEAD 26. The text should be corrected, as benzene and ethylbenzene were detected above NYSDEC Class GA standards.
- Response #34** **Agreed.** The text has been changed to state that the NYSDEC GA standards were exceeded for benzene and ethylbenzene in two wells.

Section 5.0

Comment #1 The Fate and Transport chapter of this RI includes information about the physical and chemical characteristics of the site and the site contaminants. It also includes three modeling efforts (a water balance, fugacity modeling, and one dimensional transport modeling). It does not, however, provide clear conclusions on the potential fate and transport of contaminants at the two sites. Any conclusions concerning the sites are fragmentary and scattered throughout the section. No overall conclusions concerning the site are presented.

A number of general observations concerning the section as a whole are as follows. Most of these affect the usability of the section at the end of

the chapter. This section should bring together the physical and chemical characteristics of the site and contaminants and the results from the three models. From this, a unified description of the qualitative and, if the data permit it, quantitative description of the primary fate and transport mechanisms acting on each site should be presented.

- **Conclusions:** The main points of the fate and transport analysis should be summarized in a conclusions section at the end of the chapter. This section should bring together the physical and chemical characteristics of the site and contaminants and the results from the three models. From this, a unified description of the qualitative and, if the data permit it, quantitative description of the primary fate and transport mechanisms acting on each site should be presented.

Response #1 **Acknowledged.** Section 8.0 presents a summary of the fate and transport analysis and the risk assessment for SEAD-25 and SEAD-26.

Comment #2 **Page 5-1, P4:** As shown on Figure 1-3, the elevated pad is not defined by the 742 foot contour.

Response #2 **Disagree.** The fire training pad is located within the 742 foot elevation contour according to Figure 1-3.

Comment #3 **Page 5-2, P3:** Figure 1-13 is not rainfall information. Consider restating the information, or a portion of it, in this section since it is fundamental to the analysis.

Response #3 **Agreed.** The figure reference has been corrected to Figure 1-14 and the references to rainfall have been changed to precipitation.

Comment #4 **Page 5-3, P3:** Water Balance: Why are 1975 and 1957 models and information being used? Why not use more recent models such as the HELP model. Also, what is the point of this exercise? The text states that “understanding the water balance of the site is helpful in evaluating the contaminant fate and transport at SEAD-25,” yet this analysis or its results are not referred to at all in the rest of the chapter.

When presenting an analysis of this type, the general methodology, assumptions and results should be presented and explained as necessary in the text, with the details of the analysis presented in an appendix. This also applies to the modeling given in sections 5.3 and 5.4.

Response #4 **Acknowledged.** The water balance models presented are standard models that were used to estimate the amount of runoff and evapotranspiration at the site as part of the overall water budget. The results of the water balance are described at the end of section 5.1.1 for

SEAD-25 and section 5.2.1 for SEAD-26. This information is presented to qualitatively and semi-quantitatively assess the potential effects of precipitation on contaminant transport in the vadose zone. Text has been added to indicate that the potential for infiltration of vadose zone contaminants is moderate since most of the water is lost to evapotranspiration or runoff. It also describes the effects on surface water flow and sediment contaminant transport. The HELP model was developed for landfill applications and is therefore not considered appropriate for these sites.

- Comment #5** **Page 5-5, P4:** These assumptions concerning snowfall and snowmelt given here are gross generalizations which appear to be the direct cause of the results presented in para 2, Page 5-7.
- Response #5** **Acknowledged.** The assumptions stated for snowmelt and snowfall may be somewhat conservative. The results discussed on page 5-7 merely reflect the assumptions made in the previous section.
- Comment #6** **Page 5-7, P2:** See comment Page 5-5, p4 above.
- Response #6** See response #5.
- Comment #7** **Page 5-7, P3:** An explanation of how these results factor into the fate and transport of contaminants at the site should be given in the text.
- Response #7** **Acknowledged.** Text has been added to indicate that the BTEX and VOCs in the subsurface at SEAD-25 would not be expected to migrate via this pathway.
- Comment #8** **Page 5-7, P4-5:** Summary tables or figures of the analytical results should be reproduced or referenced.
- Response #8** **Acknowledged.** References for the summary tables have been inserted in the text.
- Comment #9** **Page 5-12, P1:** Reference the section with the discussion of the water balance.
- Response #9** **Acknowledged.** A reference for the section discussing the water balance for SEAD-25 has been inserted.
- Comment #10** **Page 5-13, Table 5-2:** This table should only include compounds which are relevant to SEAD-25 and SEAD-26. Delete any compounds which are not of concern at the site. Also, the table should not include bioconcentration factors, which are not relevant to this section, or half-life, which is highly dependent on the circumstances under which it is measured.

- Response #10** **Acknowledged.** The table has been revised to show the list of compounds of concern that corresponds to the list of compounds shown in Table 6-4, which are the list of compounds quantified in the human health risk assessment. Bioconcentration factors and half-lives were included as a point of discussion but were not considered relevant for this site. Therefore they have been removed from the table as requested.
- Comment #11** **Page 5-20, P2:** The statement that VOCs degrade or decay over time conflicts with various other statements in this chapter concerning degradation of various compounds. Please clarify.
- Response #11** This paragraph is meant to describe possible mechanisms affecting the fate and transport of organic chemicals in both groundwater and soils at the site. Specific discussions on the biodegradability of BTEX, chlorinated organics, and PAHs are presented later in the section. The statements made concerning the biodegradation of these specific compounds indicate that the available data on the biodegradability of benzene are contradictory and that toluene and ethylbenzene are generally considered to be biodegradable in the subsurface environment. Data concerning the biodegradability of xylenes is not readily available. Biodegradation of chlorinated organics is not considered a significant migration pathway in the subsurface under most environmental conditions, whereas PAHs, especially the lighter molecular weight compounds, are biodegradable under most environmental conditions.
- Comment #12** **Page 5-21, P1:** It is irrelevant how many of the compounds listed in Table 5-2 will volatilize. Discussions in the text should be confined to the contaminants of interest at the site. See also the discussion of Table 5-2 at Page 13ff.
- Response #12** The discussion in this paragraph is meant to be a general introduction to the concept of Henry's Law and the factors affecting volatilization of organic compounds in the subsurface. More specific discussions related to the chemicals of concern at the site are presented later in the section. The reference to Table 5-2 has been removed.
- Comment #13** **Page 5-21, P2:** General statements such as those which begin in this paragraph should be left out unless they are related to specific concerns at the site.
- Response #13** As in the above response, this paragraph is a general introduction to residence times. Specific discussions concerning the compounds of concern at the site are discussed later in the section.
- Comment #14** **Page 5-21, P4:** How much of the "following information" was obtained from the referenced document? This material should be properly referenced. Also, reproduction of information from a reference should

be limited to that which is directly applicable to the specific site situation.

- Response #14** As the paragraph states, the information in the section under aromatic volatile organics was obtained from the referenced document. This information is considered to be relevant to the site.
- Comment #15** **Page 5-21, P5:** Equilibrium partitioning assesses distribution of contaminants at steady-state, it does not assess transport pathways.
- Response #15** **Acknowledged.** However, the general principles of equilibrium partitioning help to determine how much of the chemical will partition in the water, soil or air phases under equilibrium conditions and thereby what transport pathway will predominate.
- Comment #16** **Page 5-22, P3:** The mass of contaminants which are transported in the vapor phase is generally small compared to other modes of transport. Also, it is only minimally affected by barometric pressure. Please explain how it would be affected by convection currents.
- Response #16** Convection currents result from the transfer of heat by fluid motion between regions of unequal density resulting from nonuniform heating. In the subsurface, the mass transfer of vapor phase contaminants at SEAD 25 and 26 could be affected by convection currents from the uneven heating of the ground.
- Comment #17** **Page 5-22, P5:** Is the affect of salinity on the Henry's Law constant relevant to this site? If so, the reason should be stated, if not, reference to it should be deleted here and in the several other places that it occurs in this chapter.
- Response #17** Sodium, manganese, and other mineral salts are present in the groundwater at the site. The concentrations present may contribute to elevated Henry's Law constants for some organic compounds. This statement has been added to the text.
- Comment #18** **Page 5-22, P6:** Please explain why releases to the atmosphere and tropospheric lifetime are important factors at these sites.
- Response #18** **Acknowledged.** Tropospheric lifetime is not relevant. This paragraph has been removed from the section.
- Comment #19** **Page 5-23, P2:** Please clarify the third and fourth sentences "Volatilization represents...".
- Response #19** Volatilization of TCE and 1,2-DCE is considered a significant migration pathway because of the relatively high vapor pressures and Henry's Law constants for these compounds. The partitioning of these compounds from groundwater to the vapor phase is directly proportional to the

concentrations in groundwater. At the concentrations of TCE detected in groundwater at SEAD-25 (10 ppb average), the partitioning of this compound into the vapor phase would not be significant. The text has been revised to show that these pathways may be significant if the groundwater concentrations are sufficiently high.

- Comment #20** **Page 5-23, P4:** Solubility does not “cause impacts to the groundwater”. Please restate or delete. Also, what is the relevance of the state of TCE and DCE since no pure product was found?
- Response #20** **Acknowledged.** This statement has been removed from the text. The physical state of TCE and DCE at room temperature is not particularly relevant to the site conditions but does provide a relative indicator and has been retained in the text for reference.
- Comment #21** **Page 5-23, P5:** Vapor pressure is not relevant to fate and transport since no pure product was found. Relative humidity and barometric pressure effects on vapor pressure would be negligible in the event that pure product were present.
- Response #21** **Acknowledged.** However, the vapor pressure would be relevant to these compounds in the vadose zone.
- Comment #22** **Page 5-24, P3:** Please explain how “soil, sediment, and suspended particulate matter represent an important media for the transport of the chemicals.”
- Response #22** Soil and sediment act as transport media through erosion and transport by surface water overland flow, infiltration and percolation of precipitation and stream flow, and suspended particulate matter through airborne transport and groundwater flow transport.
- Comment #23** **Page 5-24, P5:** Provide backup for this paragraph or delete it. Both biodegradation and volatilization are generally insignificant for PAHs.
- Response #23** **Acknowledged.** This paragraph has been removed.
- Comment #24** **Page 5-25:** Partitioning Model of Fugacity: See Page 5-3, p 3ff comment.
- Response #24** Please see response #4.
- Comment #25** **Page 5-25, P1:** Why is the fugacity model for VOCs being applied to SEAD-26 when 5.2.2, Chemical Characterization, states that various appropriate limits for VOCs in different media were not exceeded.

- Response #25** Fugacity modeling for VOCs at SEAD-26 will provide a better understanding of the fate and transport characteristics of the low levels of VOCs detected in soils.
- Comment #26** **Page 5-39, P2:** There is no figure 5-1 showing TCE breakdown products.
- Response #26** **Acknowledged.** The reference to this figure has been deleted.
- Comment #27** **Page 5-34, 5-39 Fugacity model results:** The results were not related to the existing conditions on the sites. How well do the model results represent what is happening at the sites? How can this information be used to predict what will happen on the site?
- Response #27** The fugacity modeling results predict the partitioning of BTEX and chlorinated solvents in groundwater and soils based upon the assumptions stated earlier in the section. This information is used to assess the degree to which the site contaminants will be available for degradation processes, the potential for migration and to assess potential exposure pathways for the human health risk assessment.
- Comment #28** **Page 5-41, P2:** How does this relate to conditions at these sites?
- Response #28** Based upon the information presented in this section, TCE which was found in soils and groundwater at SEAD-25 and in soils at SEAD-26, are expected to be moderately sorbed to soils (characterized as till with a high percentage of silt and clay); and that the TCE will be relatively persistent due to the absence of any significant degradation mechanisms.
- Comment #29** **Page 5-42, P2,3:** How do the various items mentioned here pertain to the site? Is photochemical oxidation of TCE in air, or the half-life of TCE in water relevant?
- Response #29** The paragraphs discussing photooxidation and biodegradation have been deleted from the text since the information presented is not necessarily relevant or conclusive.
- Comment #30** **Page 5-42, P4:** The information in this paragraph is incorrect; there is considerable evidence in the literature to microbial biodegradation of PCE and TCE in both laboratory and field environments. What is the purpose of the statement "Biodegradation should be assumed to be of minimal importance except in landfills with active microbial populations"? This type of statement needs to be related to the conditions at the site and backed up with further technical information.
- Response #30** This paragraph has been deleted.
- Comment #31** **Page 5-42 to 46, Semivolatile Organic Compounds:** A considerable amount of space is devoted to discussing the properties and possible fate

and transport pathways of 2,4-dimethylphenol and naphthalene, which are the two most prevalent SVOCs on the two sites. However, there is no attempt made to identify how these properties and pathways are applicable to the sites being examined.

- Response #31** Section 8.0 summarizes the fate and transport characteristics at both SEAD-25 and SEAD-26.
- Comment #32** **Page 5-45, P2:** Naphthalene does not have a “relatively high aqueous solubility.” Also, the conclusion in the closing statement is not supported by the beginning of the paragraph.
- Response #32** **Agreed.** This paragraph has been deleted.
- Comment #33** **Page 5-46, P5:** It is incorrect to say that the vadose zone does not need to be modeled with the transport model because it was already estimated within the fugacity modeling. These are entirely different models, the fugacity model being a simple steady state model of contaminant distribution, and the transport model being a time-dependent dynamic model of contaminant movement.
- Response #33** **Acknowledged.** This statement has been deleted from the text.
- Comment #34** **Page 5-48, Input Parameters:** The nomenclature listed does not match the formula nomenclature (English and Greek mixed, upper and lower case differences). Also, there is no justification for the values listed in Table 5-6, contrary to what the text states.
- Response #34** **Acknowledged.** The model used in the pre-draft RI has been replaced with a more updated solute transport model (BIOSCREEN) that was not available when the pre-draft report was submitted for review. This model simulates natural attenuation and transport of dissolved hydrocarbons based upon the Domenico analytical transport model. This model is considered to be appropriate for evaluating the potential for natural biodegradation of BTEX contaminants at both SEAD-25 and SEAD-26 using some simplifying assumptions. This model is approved by the EPA and has been used at many disposal sites as a tool for determining the no-action alternative and for identifying potential sensitive groundwater receptors.
- Comment #35** **Page 5-48, P “The graphical...”:** Figure 5-1 should be given as four separate figures.
- Response #35** **Acknowledged.** The figures have been changed to show the results of the BIOSCREEN modeling as described above and are referenced and numbered separately.

- Comment #36** **Model Output:** The actual concentration used at distance “0”, 3.98 mg/l, does not correspond to Figure 4-3 which gives the concentration at the source as 3.04 mg/l.
- Response #36** Please see comment #34.
- Comment #37** **Page 5-49, P4:** Why is the model being run for BTEX at SEAD-26? Section 5.2.2 seems to indicate that VOCs (i.e. BTEX) are not a concern at this site.
- Response #37** BTEX was detected in 2 out of 23 groundwater samples at SEAD-26. The highest concentrations of total BTEX (15 ppb) were found in MW26-7 which is at the periphery of the source area (the fire training pit). Other VOCs were also detected at low concentrations including trimethylbenzenes. Due to the low hits on VOCs at SEAD-26, the pre-draft RI stated that VOCs were not of concern. However, the presence of these compounds, even at these concentrations, requires further analysis to determine the migration potential and if they pose a potential threat to human health or the environment. Consequently, a simple solute transport model was used to determine the effects of natural attenuation at the site if no further actions or engineering controls were implemented. The BIOSCREEN model is used as a simple predictive tool to assess the relative effects of biodegradation on the VOCs in groundwater as well as the effects of dispersion and adsorption on solute concentrations. These results may be used to estimate the extent of plume migration over time and the time required to naturally degrade contaminant levels to regulatory cleanup requirements.
- Comment #38** **Page 5-50, P1:** As with SEAD-25, it is unlikely that the conditions at SEAD-26 represent one-dimensional flow in a homogeneous, isotropic medium. Note the description of the site on Page 10, P2: “The burning pit and surrounding area is composed mostly of fill that is from 6.0 to 14.0 feet thick. On the basis of excavations performed at SEAD-26, the fill contains non-metallic construction debris and boulders as well as metallic debris (e.g., pipes, bucket, steel fragments).”
- Response #38** **Acknowledged.** The site geology at SEAD-26 is composed of a mixture of fill materials and glacial till and weathered shale. The pre-draft RI describes the fill material as having a similar composition to the till and that the contact between the two was not distinct. Hydraulic conductivities were measured in 8 monitoring wells around SEAD-26. The geometric mean of the conductivities was used in the BIOSCREEN model to determine the seepage velocity. The hydraulic conductivities ranged from 1.5×10^{-3} to 3.9×10^{-3} . The conductivities indicate that the geology in SEAD-26 is fairly homogeneous within the confines of the area modeled. However, this geology is not considered to be representative of the geology outside the confines of SEAD-26 or other areas of SEDA as evidenced by the fairly high seepage velocity of 130 ft/yr. A discussion of the modeling for SEAD-26 using the

BIOSCREEN model states that the one of the simplifying assumptions for the model is that the aquifer is homogeneous and isotropic.

Comment #39

Transport Modeling, General Comments (see also p 5-3, p 3ff comment): This modeling effort will require much more support before it can be considered credible for predicting fate and transport on these sites. More background on the model should be provided, including its general methodology, input parameter requirements, assumption made, resulting output, model limitations, and model sensitivity. Appropriate backup should be provided for all of the input values given in Table 5-6. Consider including a generic diagram indicating what the model accomplishes and maps depicting the model output for each site.

Appendix I (ODAST Model), should be referred to in the text if it is being used to support the analysis. The equations given in the text do not correspond to the equations given in the appendix. The output graphs given in the appendix also seem to bear no relation to the information given in the text. The concentration input for BTEX at SEAD-25 given in the Appendix (3.04 mg/l) corresponds to Figure 4-3 but does not correspond to Table 5-6. (See also Model Output comment). As it stands, the information given in the appendix and the text is insufficient to determine if the model results are credible.

It is unclear what simplifications were made to the model for its application to SEAD-26. These should be more clearly stated.

The validity of the modeling effort for predicting the change in concentration with time is questionable since only one true data point is available for each site. For SEAD-25, the concentration versus time graph is generated from this single data point and an initial condition based on the results of a previous model run, and cannot be considered reliable. For SEAD-26 the prediction is based solely on an initial concentration in one well and cannot be considered reliable.

Response #39

See response # 34.

h:\eng\Seneca\2526ri\comments\epa.doc

**Comments for
Draft RI for the Fire Training Areas
by The United States Environmental Protection Agency (USEPA)**

Draft RI for the Fire Training Areas

General Comments

Comment #1 The report should present a discussion of data validation issues and data usability as it relates to the DQO which have been set for the site. The text should present rationale for the data rejections which are presented in the data tables and how these data rejections may affect the overall usability of the data.

Response #1 **Acknowledged.** Sections 6.2 and 7.2 of the report describe the data usability issues such as data validation, analytical methods, precision, accuracy, representativeness, comparability and completeness.

Comment #2 The results of the grain-size distribution analyses for the sediment samples were not presented in the document as originally discussed in the work plan for these sites. The results of the hardness analyses or TOC analyses were also not presented or discussed in the RI Report. The TOC analyses should be used to correct the site-specific TAGMs based on the TOC results, as is discussed in TAGM-4046.

Response #2 **Acknowledged.** The grain size analysis results for the sediment samples are shown in Appendix A. The average site-wide value for TOC is approximately 1% and therefore the TAGMs for soil were not adjusted.

Specific Comments

Section 1.0

Comment #1 **Page 1-20, P2:** The third sentence of this paragraph appears to be incomplete. The sentence should be reviewed and corrected as needed.

Response #1 **Acknowledged.** The sentence has been reworded to : “.....have been collected from 16 glacial till locations..... “

Comment #2 **Page 1-35; P1:** A figure should be provided showing the potentiometric head changes described in the text. The figure should be combined with the precipitation data for the same period.

Response #2 A potentiometric map was not developed because the precipitation data used was from a station located approximately 10 miles from the site. On-site precipitation data would be needed to accurately assess the local effects on groundwater levels.

Section 3.0

- Comment #1** **Page 3-2, Sec. 3.1.3, P2:** It is reasonable to state that rainfall decreases during January and February, since at this time of the year precipitation would be frozen. It would be more appropriate if the text compared precipitation amounts throughout the year and not rainfall.
- Response #1** **Agreed.** The text should state that the seasonal variations in precipitation are shown in Table 1-3. The text has been modified accordingly.
- Comment #2** **Page 3-4, Sec. 3.1.4.2, P1:** The thickness of the till should be presented in the text.
- Response #2** **Agreed.** The text has been modified to include the till thicknesses.
- Comment #3** **Page 3-4, Sec. 3.1.4.2, P3:** Grain size distribution curves should be provided in the appendices of this document.
- Response #3** **Agreed.** The grain size distribution curves are included in Appendix A.
- Comment #4** **Page 3-5, Sec. 3.1.4.3:** The locations for the stated ranges of weathered shale should be presented in the text.
- Response #4** **Agreed.** The text has been modified to include the locations of the weathered shale.
- Comment #5** **Page 3-36, P2:** The locations stated where the competent shale was encountered should be presented in the document.
- Response #5** **Agreed.** The text has been revised on Page 3-6 to state the location of the competent shale.
- Comment #6** **Figures 3-4 and 3-5:** The shading used for the lithological units are reversed. The screened and open sections of each well should be shown on the geologic cross sections along with a water level mark for both shallow and deep wells at each cluster.
- Response #6** **Acknowledged.** The shading for the lithological units has been corrected. Water level elevations have been added for the wells. Well construction details are provided in Table 2-4.
- Comment #7** **Page 3-12, Sec. 3.1.5.1, P2:** The tense of the text here should be changed i.e., “.groundwater is expected...” should read, “ groundwater was expected....”

- Response #7** **Disagree.** This statement means that the groundwater flow should follow the slope of the bedrock surface. In this context, groundwater flow does not have a past tense, since it reflects the current conditions.
- Comment #8** **Table 3-1:** The header should define whether the depths and elevations provided are for competent or weathered bedrock.
- Response #8** **Acknowledged.** The travel times used to characterize bedrock surface were between 12,600 and 14,400 ft/sec. These correspond to competent shale formations. A footnote has been added to Table 3-1 clarifying this.
- Comment #9** **Page 3-14, Sec. 3.1.6.2.1, P1:** What is “groundwater topography”? Should this be groundwater potentiometric surface or groundwater water table?
- Response #9** **Acknowledged.** This sentence has been reworded from groundwater topography to groundwater contour.
- Comment #10** **Figure 3-6:** There is no basis for the construction of the 736 equipotential contour line downgradient of wells MW25-15 and MW25-19.
- Response #10** **Disagree.** The 736 contour line shown in this figure is inferred from the contours and the general topography of SEAD-25 and is appropriate for this site.
- Comment #11** **Figure 3-7:** See comment above for the 736 contour line and apply to the 737 line in this figure.
- Response #11** **Disagree.** See Response #10.
- Comment #12** **Figure 3-8:** The 738 equipotential contour crosses the 738 topographic contour line in the area of well MW25-13. Field notes should be reviewed for indications that this “stream” was flowing at the time of water level measurements. If no water was present at this time the contouring in this figure should be corrected accordingly.
- Response #12** **Acknowledged.** The stream was not observed to be flowing during the field investigation. The 738 contour line has been changed to a dashed line to indicate that this elevation is inferred.
- Comment #13** **Figures 3-6 through 3-8:** Flow direction arrows should be drawn at 90 degrees to the equipotential contour lines. It is appropriate to construct hydrogeologic flow sections for the site to aid in an understanding of site flow conditions.
- Response #13** **Acknowledged.**

- Comment #14** **Figures 3-9 and 3-10:** The contouring presented should be truncated between control points and should be checked for accuracy (i.e., triangulation between data points).
- Response #14** **Disagree.** The contouring shown in these figures represents reasonable extrapolations between the monitoring well elevations shown.
- Comment #15** **Page 3-19, Sec. 3.1.6.2.2, P1:** It is not appropriate to calculate a horizontal flow gradient between MW25-5D and MW25-7D since these wells are parallel to the potentiometric contours shown on the figures. This may account for the large difference between the calculated gradients presented in the text.
- Response #15** **Agreed.** This text has been removed from the section.
- Comment #16** **Table 3-3:** Hydraulic conductivities have a logarithmic distribution and thus the average value presented in the table and associated text should be a geometric mean and not an arithmetic mean.
- Response #16** **Acknowledged.** Since the data sets were determined to be lognormally distributed, the values for average hydraulic conductivity shown in Table 3-3 were re-calculated using a geometric mean rather than an arithmetic mean.
- Comment #17** **Page 3-25, P1:** The results of the groundwater velocity calculations are incorrect since the values used for the average hydraulic conductivity are miscalculated, as previously commented.
- Response #17** **Acknowledged.** The groundwater velocities were re-calculated using the new geometric means.
- Comment #18** **Page 3-25, Sec. 3.1.6.4.3, P1:** See comment above on calculation of flow velocities.
- Response #18** **Acknowledged.** See response #17.
- Comment #19** **Figures 3-11 and 3-12:** A review of the detailed vegetative cover-type map (Figure 3-12) indicates that the areas mapped are different from those presented on Figure 3-11. This discrepancy should be corrected.
- Response #19** **Acknowledged.** The figures have been revised to correct this discrepancy.
- Comment #20** **Page 3-50, Sec. 3.2.4.2, P2:** A description of the Darian silt-loam is presented in the text. However, a review of text and the figure indicates be removed or clarified to state that the description is for the area surrounding the site.

Response #20 **Acknowledged.** A statement referring to the areas surrounding the site has been added to the text.

Comment #21 **Page 3-50, Sec. 3.2.4.2., P3:** See previous comment on the presentation of grain-size distribution curves.

Response #21 **Acknowledged.** See comment #3.

Comment #22 **Page 3-52, P2:** MW26-1 is located to the east of the site and not west, as stated in the text.

Response #22 **Acknowledged.** The text has been revised accordingly.

Comment #23 **Figure 3-15:** The 738 contour line should pass through MW26-7, which has a reported elevation of 738.00.

Response #2 **Acknowledged.** The figure has been revised accordingly.

Comment #24 **Table 3-8:** See previous comment presented for Table 3-1.

Response #24 **Acknowledged.** Please see response #8.

Comment #25 **Page 3-57, P1:** Profile identifications should be presented on Figure 3-16 for ease of reference.

Response #25 **Acknowledged.** The location of the GPR profiles are shown in Figure 2-9.

Comment #26 **Page 3-61, Sec. 3.2.6.2, P1:** The April 4, 1994 data set contains four data points and not three, as stated in the text.

Response #26 **Agreed.** The text has been revised to state that the data set contains four data points.

Comment #27 **Figure 3-20:** The 744 potentiometric contour line should pass through MW26-10, which has a reported elevation of 744.00.

Response #27 **Agreed.** The figure has been revised accordingly.

Comment #28 **Figures 3-20 through 3-22:** The contour lines shown on these figures should be truncated between data control points.

Response #28 **Disagree.** The contour lines are considered to be reasonable extrapolations based upon the data collected.

Comment #29 **Page 3-66, Sec. 3.2.6.3:** See previous comment on the presentation of the hydraulic conductivity results.

- Response #29** **Acknowledged.** The average hydraulic conductivity for SEAD-26 was re-calculated using a geometric mean.
- Comment #30** **Table 3-10:** See previous comment on the calculation of hydraulic conductivity averages value.
- Response #30** **Acknowledged.** Please see response #29.
- Comment #31** **Page 3-66, Sec. 3.2.6.4:** See previous comment on the calculations of flow velocities.
- Response #31** **Acknowledged.** The groundwater velocities for SEAD-26 were recalculated using the new hydraulic conductivities based on a geometric mean.
- Comment #32** **Figure 3-23 and 3-24:** These figures do not match, the discrepancy should be corrected. The arrow indicating the site in Figure 3-24 is not pointing to the site boundaries.
- Response #32** **Acknowledged.** This discrepancy has been corrected.
- Section 4.0**
- Comment #1** **Page 4-1, Sec. 4.0:** The text should clearly state that both DQO documents will be referenced in the RI Report.
- Response #1** **Agreed.** The text has been modified accordingly.
- Comment #2** **Figure 4-1:** There are locations on this figure which should be contoured with a 1 ppmv contour line, which have not been identified in the text as being related to non-contaminant sources.
- Response #** **Disagree.** A review of the data did not indicate locations that should be contoured in addition to those shown on the figure.
- Comment #3** **Table 4-5:** TAGM 4046 lists a concentration or the MDL for several compounds. In these instances, the lower of the two numbers should be used for determining which samples exceed the TAGM guidance values.
- Response #3** **Acknowledged.** The soil cleanup standards listed in Table 4-5 follow the guidelines established in TAGM 4046.
- Comment #4** **Table 4-7:** There is a TAGM value for 1,2-dichloroethene (trans) of 300 ug/kg. It is appropriate to use this value for 1,2-dichloroethene (total) since these compounds typically co-elute and are not differentiated by the laboratory. The use of this value should be reflected in the associated text. There is also a value for chlordane in TAGM-4046 which should be

used for comparison with alphachlordane results. The heading for the last two pages of this table has been cut-off and should be corrected.

- Response #4** **Acknowledged.** The TAGM for chlordane has been added and the corrections to the heading have been made.
- Comment #5** **Page 4-38, P2:** A figure showing the distribution of semi-volatile (PAHs) in soils should be presented in the RI Report.
- Response #5** **Acknowledged.** A figure (Figure 4-16) showing the distribution of PAHs in soils at SEAD-25 has been added to the report.
- Comment #6** **Page 4-41, P2:** It is not appropriate to discuss health-related issues in the nature and extent section. The text in this section should discuss the exceedances related to guidance values and leave the discussion of health risk to the health risk section.
- Response #6** **Acknowledged.** This reference has been deleted from the text.
- Comment #7** **Page 4-41, P4:** The text should state the concentrations of the samples discussed.
- Response #7** **Acknowledged.** The concentrations of the samples discussed have been added to the text.
- Comment #8** **Page 4-42, Sec. 4.1.5, P1:** The text should present a comparison between all three rounds of sampling, and how the groundwater chemistry has changed through time.
- Response #8** **Acknowledged.** An analysis of changes or trends over time for the groundwater data was not conducted due to the limited data set, and the fact that many of the wells were not installed in earlier sampling rounds. Additionally, the statistical summary table (Table 4-9) shows that there was a 0% frequency of detection for many of the analytes, and a low frequency of detection for the remainder of the organic analytes showing a hit. The metals data may be subjected to a non-parametric type statistical trend analysis after additional sampling rounds are conducted.
- Comment #9** **Table 4-9:** Please explain why the “total counts” presented in the groundwater summary table varies from method to method and within each method.
- Response #9** The total counts vary under the volatile organics from compound to compound due to the use of either Method 524.1 or TCL volatile organics. The use of both methods was due to the request by EPA to include the 524.1 analysis on certain wells.

- Comment #10** **Table 4-10:** The order in which the wells are presented is confusing. The wells should be presented in numerical order.
- In addition to NYSDEC GA groundwater standards, Federal MCLs should also be included for each contaminant. The table incorrectly states that there are no standards for Bromoform, Antimony, Beryllium and Thallium, which all have Federal MCLs.
- Response #10** **Acknowledged.** The table has been modified to include MCLs if the MCL is lower than the NYSDEC GA groundwater standard or if no GA standard exists for a compound. The order of the wells is due to the manner in which the relational database is queried to create the tables.
- Comment #11** **Page 4-65, Sec. 4.1.5.2:** A figure showing the distribution of total, semi-volatiles (including TICs) should be presented in this report.
- Response #11** **Acknowledged.** A figure showing the concentrations of SVOCs and TICs in the shallow groundwater from round 2 (March 1996) has been added as Figure 4-15 to the report.
- Comment #12** **Page 4-66, P1:** A discussion of the TICs found in Round 2 sample analysis results should be presented.
- Response #12** **Acknowledged.** A discussion of the SVOC TICs in groundwater has been added to the section
- Comment #13** **Page 4-67, P1:** The text speculates about the origin of the inorganics found in the groundwater. More justification should be given for the conclusions presented here.
- Response #13** **Acknowledged.** This statement has been removed from the text. A statistical analysis of background metals concentrations compared to the groundwater sampling concentrations is presented in Section 6.0.
- Comment #14** **Page 4-74, P1:** The text states that SW25-6 was not used as background since it was "... impacted by other constituents, not associated with past site activities..."; but the text does not elaborate what these impacts were or what caused them. A discussion of these impacts should be presented in the text.
- Response #14** **Agreed.** The impacts referred to in the report are elevated levels of SVOCs, and PAHs detected in the sediment sample at this location; presumably from storm drain discharges.
- Comment #15** **General Comment:** The results of the average and standard deviations should be rounded to reasonable numbers since the analytical methods cannot typically detect these compounds down to the numbers presented here.

- Response #15** **Acknowledged.**
- Comment #16** **Page 4-78, Sec. 4.1.7.1, P1:** Toluene is not considered a common laboratory contaminant and the discussion in the text referring to toluene as such should be removed.
- Response #16** **Disagree.** Even though toluene is not as common a lab contaminant as acetone, 2-butanone and carbon disulfide, it has been shown to be an artifact from laboratory cross-contamination. Due to the low concentrations present and the fact that toluene has not been shown to be a contaminant of concern at SEDA, it is reasonable to assume that its presence is due to laboratory contamination. The text has been revised to state that the presence of these compounds may be due to laboratory cross-contamination.
- Comment #17** **Table 4-14:** The source listed for Di-n-buthylphthalate is given as “????”. What is this source?
- Response #17** **Acknowledged.** This has been corrected to show none, meaning there are no current sediment quality criteria for this compound.
- Comment #18** **Page 4-78:** Is the drainage ditch discussed here “...north...” the northwest ditch previously discussed?
- Response #18** The location of the drainage ditch mentioned in this paragraph can be confirmed by the referenced sample locations.
- Comment #19** **Table 4-14:** The abbreviations for the sources listed should be presented as footnotes to this table. What is the “west Effect Le” which is listed as a source? If a compound has been qualified as rejected, the concentrations should be removed from the tables and only the qualifier “R” shown.
- Response #19** **Acknowledged.** The source abbreviations have been corrected and identified in the table.
- Comment #20** **Page 4-86, Sec. 4.1.7.6:** The text states that MW25-2 had the maximum TPH concentration. This appears to be incorrect since this section discusses sediment sample results. The previous paragraph identifies surface water samples. Again, this appears to be incorrect in a sediment discussion.
- Response #20** **Acknowledged.** The text has been changed to show the sediment location as SD25-8 rather than MW25-2 and the reference to surface water has been changed to sediment.

- Comment #21** **Page 4-86, Sec. 4.1.8:** The text here should state that the site has been impacted by TPH. This section should also summarize the results of the soil gas survey and relate these results to the groundwater and soil sample results.
- Response #21** **Acknowledged.** The text has been revised to include TPH. A discussion relating the soil gas survey result to the groundwater and soil sample results has been added to Sec. 4.1.8.
- Comment #22** **Table 4-16 and 4-17:** Why do the “total counts” vary between some of the compounds? The asterisks represented on Table 4-17 should be added to the list of notes.
- Response #22** Please see comment #9
- Comment #23** **Table 4-22:** See previous comments on the variation between total counts.
- There are not units presented on this table.
- Response #23** Please see response #9. Units have been added to the table.
- Comment #24** **Table 4-23:** The wells are not presented in numeric order, is there a significance in the way the wells are presented?
- Response #24** The order that the wells appear in this table is a function of the structure of the database and the manner in which the database information is accessed.
- Comment #25** **Page 4-155:** The results of all the inorganics should be discussed, especially when analytes exceed their guidance values by as much as 29,900 times, as in the case for calcium.
- Response #25** **Acknowledged.** The table incorrectly showed a standard of 50 ug/l for calcium. There is no current groundwater standard for calcium. The table has been corrected to show this.
- Comment #26** **Page 4-156, Sec. 4.2.41:** The text here references SEAD-25. This should be corrected to state SEAD-26.
- Response #26** **Acknowledged.** The reference has been changed accordingly.
- Comment #27** **Table 4-24:** See previous comment on total count variations.
- Response #27** Please see response #9.
- Comment #28** **Table 4-25:** See previous comment on the “standard source” as it applies to heptachlor.

- Response #28** **Acknowledged.** The reference has been changed to New York State Class C Surface Water Standard.
- Comment #29** **Page 4-163, Sec. 4.2.4.2:** The standard referenced here for surface waters is incorrectly given as "... New York State Class GA..."
- Response #29** **Acknowledged.** The text has been changed to New York State Class C Surface Water Quality standards.
- Comment #30** **Page 4-164, P1:** The text here references groundwater. This text should be corrected to state surface water.
- Response #30** **Acknowledged.** The reference has been changed to surface water.
- Comment #31** **Figure 4-14:** The flow direction of the surface water bodies should be presented to aid in interpretation of results.
- Response #31** **Acknowledged.** A map showing the surface water flow direction for SEAD 26 is presented in Figure 3-14.
- Comment #32** **Page 4-173, Sec. 4.2.5.3:** The text should state the concentrations of contaminants detected and not only state the number of times the contaminants exceeded their respective guidance values.
- Response #32** The concentrations of pesticides and PCBs are presented in the preceding Table 4-27.
- Comment #33** **Page 4-176, Sec. 4.2.5.6:** The text discusses surface soil results in a section which presents sediment results.
- Response #33** **Acknowledged.** The text has been revised to sediment results.
- Comment #34** **Page 4-177, Sec. 4.2.6:** Paragraph 3 states that no criteria exceedances were detected for VOCs in groundwater at SEAD 26. The text should be corrected, as benzene and ethylbenzene were detected above NYSDEC Class GA standards.
- Response #34** **Agreed.** The text has been changed to state that the NYSDEC GA standards were exceeded for benzene and ethylbenzene in two wells.

Section 5.0

- Comment #1** The Fate and Transport chapter of this RI includes information about the physical and chemical characteristics of the site and the site contaminants. It also includes three modeling efforts (a water balance, fugacity modeling, and one dimensional transport modeling). It does not, however,

provide clear conclusions on the potential fate and transport of contaminants at the two sites. Any conclusions concerning the sites are fragmentary and scattered throughout the section. No overall conclusions concerning the site are presented.

A number of general observations concerning the section as a whole are as follows. Most of these affect the usability of the section at the end of the chapter. This section should bring together the physical and chemical characteristics of the site and contaminants and the results from the three models. From this, a unified description of the qualitative and, if the data permit it, quantitative description of the primary fate and transport mechanisms acting on each site should be presented.

- **Conclusions:** The main points of the fate and transport analysis should be summarized in a conclusions section at the end of the chapter. This section should bring together the physical and chemical characteristics of the site and contaminants and the results from the three models. From this, a unified description of the qualitative and, if the data permit it, quantitative description of the primary fate and transport mechanisms acting on each site should be presented.

- Response #1** **Acknowledged.** Section 8.0 presents a summary of the fate and transport analysis and the risk assessment for SEAD-25 and SEAD-26.
- Comment #2** **Page 5-1, P4:** As shown on Figure 1-3, the elevated pad is not defined by the 742 foot contour.
- Response #2** **Disagree.** The fire training pad is located within the 742 foot elevation contour according to Figure 1-3.
- Comment #3** **Page 5-2, P3:** Figure 1-13 is not rainfall information. Consider restating the information, or a portion of it, in this section since it is fundamental to the analysis.
- Response #3** **Agreed.** The figure reference has been corrected to Figure 1-14 and the references to rainfall have been changed to precipitation.
- Comment #4** **Page 5-3, P3:** Water Balance: Why are 1975 and 1957 models and information being used? Why not use more recent models such as the HELP model. Also, what is the point of this exercise? The text states that “understanding the water balance of the site is helpful in evaluating the containmant fate and transport at SEAD-25,” yet this analysis or its results are not referred to at all in the rest of the chapter.

When presenting an analysis of this type, the general methodology, assumptions and results should be presented and explained as necessary in

the text, with the details of the analysis presented in an appendix. This also applies to the modeling given in sections 5.3 and 5.4.

- Response #4** **Acknowledged.** The water balance models presented are standard models that were used to estimate the amount of runoff and evapotranspiration at the site as part of the overall water budget. The results of the water balance are described at the end of section 5.1.1 for SEAD-25 and section 5.2.1 for SEAD-26. This information is presented to qualitatively and semi-quantitatively assess the potential effects of precipitation on contaminant transport in the vadose zone. Text has been added to indicate that the potential for infiltration of vadose zone contaminants is moderate since most of the water is lost to evapotranspiration or runoff. It also describes the effects on surface water flow and sediment contaminant transport. The HELP model was developed for landfill applications and is therefore not considered appropriate for these sites.
- Comment #5** **Page 5-5, P4:** These assumptions concerning snowfall and snowmelt given here are gross generalizations which appear to be the direct cause of the results presented in para 2, Page 5-7.
- Response #5** **Acknowledged.** The assumptions stated for snowmelt and snowfall may be somewhat conservative. The results discussed on page 5-7 merely reflect the assumptions made in the previous section.
- Comment #6** **Page 5-7, P2:** See comment Page 5-5, p4 above.
- Response #6** See response #5.
- Comment #7** **Page 5-7, P3:** An explanation of how these results factor into the fate and transport of contaminants at the site should be given in the text.
- Response #7** **Acknowledged.** Text has been added to indicate that the BTEX and VOCs in the subsurface at SEAD-25 would not be expected to migrate via this pathway.
- Comment #8** **Page 5-7, P4-5:** Summary tables or figures of the analytical results should be reproduced or referenced.
- Response #8** **Acknowledged.** References for the summary tables have been inserted in the text.
- Comment #9** **Page 5-12, P1:** Reference the section with the discussion of the water balance.
- Response #9** **Acknowledged.** A reference for the section discussing the water balance for SEAD-25 has been inserted.

- Comment #10** **Page 5-13, Table 5-2:** This table should only include compounds which are relevant to SEAD-25 and SEAD-26. Delete any compounds which are not of concern at the site. Also, the table should not include bioconcentration factors, which are not relevant to this section, or half-life, which is highly dependent on the circumstances under which it is measured.
- Response #10** **Acknowledged.** The table has been revised to show the list of compounds of concern that corresponds to the list of compounds shown in Table 6-4, which are the list of compounds quantified in the human health risk assessment. Bioconcentration factors and half-lives were included as a point of discussion but were not considered relevant for this site. Therefore they have been removed from the table as requested.
- Comment #11** **Page 5-20, P2:** The statement that VOCs degrade or decay over time conflicts with various other statements in this chapter concerning degradation of various compounds. Please clarify.
- Response #11** This paragraph is meant to describe possible mechanisms affecting the fate and transport of organic chemicals in both groundwater and soils at the site. Specific discussions on the biodegradability of BTEX, chlorinated organics, and PAHs are presented later in the section. The statements made concerning the biodegradation of these specific compounds indicate that the available data on the biodegradability of benzene are contradictory and that toluene and ethylbenzene are generally considered to be biodegradable in the subsurface environment. Data concerning the biodegradability of xylenes is not readily available. Biodegradation of chlorinated organics is not considered a significant migration pathway in the subsurface under most environmental conditions, whereas PAHs , especially the lighter molecular weight compounds, are biodegradable under most environmental conditions.
- Comment #12** **Page 5-21, P1:** It is irrelevant how many of the compounds listed in Table 5-2 will volatilize. Discussions in the text should be confined to the contaminants of interest at the site. See also the discussion of Table 5-2 at Page 13ff.
- Response #12** The discussion in this paragraph is meant to be a general introduction to the concept of Henry's Law and the factors affecting volatilization of organic compounds in the subsurface. More specific discussions related to the chemicals of concern at the site are presented later in the section. The reference to Table 5-2 has been removed.
- Comment #13** **Page 5-21, P2:** General statements such as those which begin in this paragraph should be left out unless they are related to specific concerns at the site.

- Response #13** As in the above response, this paragraph is a general introduction to residence times. Specific discussions concerning the compounds of concern at the site are discussed later in the section.
- Comment #14** **Page 5-21, P4:** How much of the “following information” was obtained from the referenced document? This material should be properly referenced. Also, reproduction of information from a reference should be limited to that which is directly applicable to the specific site situation.
- Response #14** As the paragraph states, the information in the section under aromatic volatile organics was obtained from the referenced document. This information is considered to be relevant to the site.
- Comment #15** **Page 5-21, P5:** Equilibrium partitioning assesses distribution of contaminants at steady-state, it does not assess transport pathways.
- Response #15** **Acknowledged.** However, the general principles of equilibrium partitioning help to determine how much of the chemical will partition in the water, soil or air phases under equilibrium conditions and thereby what transport pathway will predominate.
- Comment #16** **Page 5-22, P3:** The mass of contaminants which are transported in the vapor phase is generally small compared to other modes of transport. Also, it is only minimally affected by barometric pressure. Please explain how it would be affected by convection currents.
- Response #16** Convection currents result from the transfer of heat by fluid motion between regions of unequal density resulting from nonuniform heating. In the subsurface, the mass transfer of vapor phase contaminants at SEAD 25 and 26 could be affected by convection currents from the uneven heating of the ground.
- Comment #17** **Page 5-22, P5:** Is the affect of salinity on the Henry’s Law constant relevant to this site? If so, the reason should be stated, if not, reference to it should be deleted here and in the several other places that it occurs in this chapter.
- Response #17** Sodium, manganese, and other mineral salts are present in the groundwater at the site. The concentrations present may contribute to elevated Henry’s Law constants for some organic compounds. This statement has been added to the text.
- Comment #18** **Page 5-22, P6:** Please explain why releases to the atmosphere and tropospheric lifetime are important factors at these sites.
- Response #18** **Acknowledged.** Tropospheric lifetime is not relevant. This paragraph has been removed from the section.

- Comment #19** **Page 5-23, P2:** Please clarify the third and fourth sentences “Volatilization represents...”.
- Response #19** Volatilization of TCE and 1,2-DCE is considered a significant migration pathway because of the relatively high vapor pressures and Henry’s Law constants for these compounds. The partitioning of these compounds from groundwater to the vapor phase is directly proportional to the concentrations in groundwater. At the concentrations of TCE detected in groundwater at SEAD-25 (10 ppb average), the partitioning of this compound into the vapor phase would not be significant. The text has been revised to show that these pathways may be significant if the groundwater concentrations are sufficiently high.
- Comment #20** **Page 5-23, P4:** Solubility does not “cause impacts to the groundwater”. Please restate or delete. Also, what is the relevance of the state of TCE and DCE since no pure product was found?
- Response #20** **Acknowledged.** This statement has been removed from the text. The physical state of TCE and DCE at room temperature is not particularly relevant to the site conditions but does provide a relative indicator and has been retained in the text for reference.
- Comment #21** **Page 5-23, P5:** Vapor pressure is not relevant to fate and transport since no pure product was found. Relative humidity and barometric pressure effects on vapor pressure would be negligible in the event that pure product were present.
- Response #21** **Acknowledged.** However, the vapor pressure would be relevant to these compounds in the vadose zone.
- Comment #22** **Page 5-24, P3:** Please explain how “soil, sediment, and suspended particulate matter represent an important media for the transport of the chemicals.”
- Response #22** Soil and sediment act as transport media through erosion and transport by surface water overland flow, infiltration and percolation of precipitation and stream flow, and suspended particulate matter through airborne transport and groundwater flow transport.
- Comment #23** **Page 5-24, P5:** Provide backup for this paragraph or delete it. Both biodegradation and volatilization are generally insignificant for PAHs.
- Response #23** **Acknowledged.** This paragraph has been removed.
- Comment #24** **Page 5-25:** Partitioning Model of Fugacity: See Page 5-3, p 3ff comment.

- Response #24** Please see response #4.
- Comment #25** **Page 5-25, P1:** Why is the fugacity model for VOCs being applied to SEAD-26 when 5.2.2, Chemical Characterization, states that various appropriate limits for VOCs in different media were not exceeded.
- Response #25** Fugacity modeling for VOCs at SEAD-26 will provide a better understanding of the fate and transport characteristics of the low levels of VOCs detected in soils.
- Comment #26** **Page 5-39, P2:** There is no figure 5-1 showing TCE breakdown products.
- Response #26** **Acknowledged.** The reference to this figure has been deleted.
- Comment #27** **Page 5-34, 5-39 Fugacity model results:** The results were not related to the existing conditions on the sites. How well do the model results represent what is happening at the sites? How can this information be used to predict what will happen on the site?
- Response #27** The fugacity modeling results predict the partitioning of BTEX and chlorinated solvents in groundwater and soils based upon the assumptions stated earlier in the section. This information is used to assess the degree to which the site contaminants will be available for degradation processes, the potential for migration and to assess potential exposure pathways for the human health risk assessment.
- Comment #28** **Page 5-41, P2:** How does this relate to conditions at these sites?
- Response #28** Based upon the information presented in this section, TCE which was found in soils and groundwater at SEAD-25 and in soils at SEAD-26, are expected to be moderately sorbed to soils (characterized as till with a high percentage of silt and clay); and that the TCE will be relatively persistent due to the absence of any significant degradation mechanisms.
- Comment #29** **Page 5-42, P2,3:** How do the various items mentioned here pertain to the site? Is photochemical oxidation of TCE in air, or the half-life of TCE in water relevant?
- Response #29** The paragraphs discussing photoxidation and biodegradation have been deleted from the text since the information presented is not necessarily relevant or conclusive.
- Comment #30** **Page 5-42, P4:** The information in this paragraph is incorrect; there is considerable evidence in the literature to microbial biodegradation of PCE and TCE in both laboratory and field environments. What is the purpose of the statement "Biodegradation should be assumed to be of minimal importance except in landfills with active microbial populations"? This

type of statement needs to be related to the conditions at the site and backed up with further technical information.

- Response #30** This paragraph has been deleted.
- Comment #31** **Page 5-42 to 46, Semivolatile Organic Compounds:** A considerable amount of space is devoted to discussing the properties and possible fate and transport pathways of 2,4-dimethylphenol and naphthalene, which are the two most prevalent SVOCs on the two sites. However, there is no attempt made to identify how these properties and pathways are applicable to the sites being examined.
- Response #31** Section 8.0 summarizes the fate and transport characteristics at both SEAD-25 and SEAD-26.
- Comment #32** **Page 5-45, P2:** Naphthalene does not have a “relatively high aqueous solubility.” Also, the conclusion in the closing statement is not supported by the beginning of the paragraph.
- Response #32** **Agreed.** This paragraph has been deleted.
- Comment #33** **Page 5-46, P5:** It is incorrect to say that the vadose zone does not need to be modeled with the transport model because it was already estimated within the fugacity modeling. These are entirely different models, the fugacity model being a simple steady state model of contaminant distribution, and the transport model being a time-dependent dynamic model of contaminant movement.
- Response #33** **Acknowledged.** This statement has been deleted from the text.
- Comment #34** **Page 5-48, Input Parameters:** The nomenclature listed does not match the formula nomenclature (English and Greek mixed, upper and lower case differences). Also, there is no justification for the values listed in Table 5-6, contrary to what the text states.
- Reponse #34** **Acknowledged.** The model used in the pre-draft RI has been replaced with a more updated solute transport model (BIOSCREEN) that was not available when the pre-draft report was submitted for review. This model simulates natural attenuation and transport of dissolved hydrocarbons based upon the Domenico analytical transport model. This model is considered to be appropriate for evaluating the potential for natural biodegradation of BTEX contaminants at both SEAD-25 and SEAD-26 using some simplifying assumptions. This model is approved by the EPA and has been used at many disposal sites as a tool for determining the no-action alternative and for identifying potential sensitive groundwater receptors.

- Comment #35** Page 5-48, P “The graphical...”: Figure 5-1 should be given as four separate figures.
- Response #35** **Acknowledged.** The figures have been changed to show the results of the BIOSCREEN modeling as described above and are referenced and numbered separately.
- Comment #36** **Model Output:** The actual concentration used at distance “0”, 3.98 mg/l, does not correspond to Figure 4-3 which gives the concentration at the source as 3.04 mg/l.
- Response #36** Please see comment #34.
- Comment #37** **Page 5-49, P4:** Why is the model being run for BTEX at SEAD-26? Section 5.2.2 seems to indicate that VOCs (i.e. BTEX) are not a concern at this site.
- Response #37** BTEX was detected in 2 out of 23 groundwater samples at SEAD-26. The highest concentrations of total BTEX (15 ppb) were found in MW26-7 which is at the periphery of the source area (the fire training pit). Other VOCs were also detected at low concentrations including trimethylbenzenes. Due to the low hits on VOCs at SEAD-26, the pre-draft RI stated that VOCs were not of concern. However, the presence of these compounds, even at these concentrations, requires further analysis to determine the migration potential and if they pose a potential threat to human health or the environment. Consequently, a simple solute transport model was used to determine the effects of natural attenuation at the site if no further actions or engineering controls were implemented. The BIOSCREEN model is used as a simple predictive tool to assess the relative effects of biodegradation on the VOCs in groundwater as well as the effects of dispersion and adsorption on solute concentrations. These results may be used to estimate the extent of plume migration over time and the time required to naturally degrade contaminant levels to regulatory cleanup requirements.
- Comment #38** **Page 5-50, P1:** As with SEAD-25, it is unlikely that the conditions at SEAD-26 represent one-dimensional flow in a homogeneous, isotropic medium. Note the description of the site on Page 10, P2: “The burning pit and surrounding area is composed mostly of fill that is from 6.0 to 14.0 feet thick. On the basis of excavations performed at SEAD-26, the fill contains non-metallic construction debris and boulders as well as metallic debris (e.g., pipes, bucket, steel fragments).”
- Response #38** **Acknowledged.** The site geology at SEAD-26 is composed of a mixture of fill materials and glacial till and weathered shale. The pre-draft RI describes the fill material as having a similar composition to the till and that the contact between the two was not distinct. Hydraulic conductivities were measured in 8 monitoring wells around SEAD-26.

The geometric mean of the conductivities was used in the BIOSCREEN model to determine the seepage velocity. The hydraulic conductivities ranged from 1.5×10^{-3} to 3.9×10^{-3} . The conductivities indicate that the geology in SEAD-26 is fairly homogeneous within the confines of the area modeled. However, this geology is not considered to be representative of the geology outside the confines of SEAD-26 or other areas of SEDA as evidenced by the fairly high seepage velocity of 130 ft/yr. A discussion of the modeling for SEAD-26 using the BIOSCREEN model states that the one of the simplifying assumptions for the model is that the aquifer is homogeneous and isotropic.

Comment #39

Transport Modeling, General Comments (see also p 5-3, p 3ff comment): This modeling effort will require much more support before it can be considered credible for predicting fate and transport on these sites. More background on the model should be provided, including its general methodology, input parameter requirements, assumption made, resulting output, model limitations, and model sensitivity. Appropriate backup should be provided for all of the input values given in Table 5-6. Consider including a generic diagram indicating what the model accomplishes and maps depicting the model output for each site.

Appendix I (ODAST Model), should be referred to in the text if it is being used to support the analysis. The equations given in the text do not correspond to the equations given in the appendix. The output graphs given in the appendix also seem to bear no relation to the information given in the text. The concentration input for BTEX at SEAD-25 given in the Appendix (3.04 mg/l) corresponds to Figure 4-3 but does not correspond to Table 5-6. (See also Model Output comment). As it stands, the information given in the appendix and the text is insufficient to determine if the model results are credible.

It is unclear what simplifications were made to the model for its application to SEAD-26. These should be more clearly stated. The validity of the modeling effort for predicting the change in concentration with time is questionable since only one true data point is available for each site. For SEAD-25, the concentration versus time graph is generated from this single data point and an initial condition based on the results of a previous model run, and cannot be considered reliable. For SEAD-26 the prediction is based solely on an initial concentration in one well and cannot be considered reliable.

Response #39

See response # 34.

h:\eng\Seneca\2526ri\comments\epa.doc

**Comments for
Draft RI for the Fire Training Areas
by
The Army Corps of Engineers**

Draft RI for the Fire Training Areas

Comments by Frye

Comment #1 Per EPA Guidance, the RI report should discuss, at a minimum, chemical-specific ARARs (scattered references to MCLs and NYS GA groundwater standards are made throughout the text). Also per EPA Guidance, an RI report should contain a conclusion/recommendation section wherein the recommendation for no-further-action or to perform a Feasibility Study is made. This recommendation is based upon the result of the risk assessment and ARARs (note, TAGMs are NOT ARARs). Include a separate section discussing chemical-specific ARARs which includes a listing of all identified chemical-specific ARARs and a comparison of each COC thereto as well as a conclusion/recommendation section in the report.

Response #1 As required by 40 CFR Part 300.430(b)(9), project scoping for remedial investigations/feasibility studies (RI/FS), a preliminary list of ARARs and "To-Be-Considered"(TBCs) was developed and presented in the Project Scoping Plan for SEAD-25 and SEAD-26 (July 1995). These included separate tables for Location Specific ARARs, Action Specific ARARs and Chemical Specific ARARs. The data collected from the RI is compared to applicable chemical specific ARARs. It is the intention of the EPA that ARARs must be attained for any hazardous substances left on site at the completion of remedial actions and that remedial actions should also comply with ARARs. The list of ARARs will be refined and evaluated during the RI/FS process. Each ARAR identified in the Project Scoping Document will be evaluated to determine if they are applicable and relevant and appropriate based upon jurisdictional requirements (in the case of applicability) and appropriate and relevant based on a comparison of the action, location, or chemicals covered by the requirement and related conditions of the site. Only those requirements that are determined to be both relevant and appropriate must be complied with. The detailed analysis of chemical specific, action specific, and location specific ARARs is presented in the feasibility study report. Section 8 of the Draft RI provides a summary section of the results of the RI. Text has been added to provide further discussions of the chemical specific ARARs and recommendations for a feasibility study including a detailed analysis of remedial alternatives.

Comments by Bradley

Comment #1 Previous comments adequately addressed.

Response to Comments
United States Environmental Protection Agency (USEPA), December 29, 1998
Revised Draft Remedial Investigation Report for Fire Training and Demonstration Pad
(SEAD 25)
and the Fire Training Pit and Area (SEAD-26)
at the
Seneca Army Depot Activity, Romulus, NY

Based on our review we believe that the BIOSCREEN model provides an estimate of the plume length and a gross estimate of the remediation time of the dissolved phase plume undergoing natural attenuation. Based on the review of the geochemical data presented it is evident that natural attenuation is occurring at the site. However, several issues concerning the natural attenuation study need to be addressed, or at least more clearly stated, in the Groundwater Contaminant Transport sections of the Remedial Investigation Report to address the uncertainties involved in the predicting the effectiveness of natural attenuation:

Comment #1 Based on the calculations provided by the BIOSCREEN model, after a period of 100 years, the source area concentration is still 1,800 ug/L, almost three to four orders of magnitude greater than the compliance concentrations of 0.7 to 5 ug/L. This would suggest that the time to reach cleanup goals by natural attenuation alone, under current site conditions, is unrealistic.

Response #1: Agreed. The time to reach the clean-up goals by natural attenuation alone, is not a realistic time frame for the site, because as mentioned above, the compliance concentrations will in all likelihood not be reached, even after 100 years. While this type of a discussion is best suited for the SEAD-25 Feasibility Study, the text has been clarified, and now it includes a statement about the expected lack of compliance under the existing site conditions. Specifically, the text now notes that the source zone concentration in the plume after 100 years (1,800 µg/L) is still well above the applicable compliance concentrations of 0.7 to 5 µg/L. The new text was added to the end of the first paragraph of the subsection titled, Predictive Simulations of Plume (page 5-54).

Comment #2 While the modeling effort provides a gross estimate of natural attenuation, the only way to document the natural attenuation process with certainty is through long-term monitoring. After a period of several years of groundwater sampling and analysis, the long-term monitoring results should show decreasing concentrations throughout the plume. To date, this is not true. For example, at SEAD-25 the benzene concentrations have more than double from 3,000 ug/L to 6,220 ug/L between sample Round 1 (Fall of 1995) and sample Round 2 (Spring of 1996). While these changes may represent seasonal fluctuations, they also represent an unstable plume indicating that the plume source area may still be active and require removal in order for the dissolved-phase portion of the plume to naturally attenuate.

Response #2 Agreed. Long term monitoring provides data that would document the natural attenuation process with relative certainty. We disagree, however, with the statement in the comment that implies that long term monitoring has been

conducted at SEAD-25, and that the existing data (Fall of 1995 and Spring of 1996) constitutes long term monitoring over which a trend in decreasing concentrations would be observed; the concentrations cited in the comment above are from the source zone of the plume. We acknowledge that the source zone concentrations will likely persists for quite some time, and that the concentrations in the source zone of the plume will likely fluctuate with seasonal changes in the water table elevation, as the water table intersects different zones of VOC-impacted soil. We also agree that source control is a necessary, and typical part of implementing monitored natural attenuation for the dissolved-phase portion of the plume. This approach is well documented by many authors, including (Wilson, 1989). Currently, monitored natural attenuation with source control/remediation is an alternative that is being evaluated for the SEAD-25 FS. However, a discussion of source control issues and remedial response alternatives is more appropriate for the SEAD-25 Feasibility Study (FS) and not the RI report. Given this, text has been added to the report that states that long term monitoring provides data that would document the natural attenuation process with relative certainty. This new text was added to the end of the subsection titled, Additional Data Supporting Biodegradation (page 5-58A).

Comment #3 The assumption of a first-order decay model may not be correct. The first-order decay model assumes that sufficient carbon and electron acceptors are available and that the microbial population is the rate limited factor. Perhaps it is likely that the best fit model is a combination of an instantaneous reaction model and a first-order decay model. The instantaneous reaction model is likely applicable to aerobic respiration and can be documented by the lack of dissolved oxygen within the plume. The instantaneous model may also be applicable to nitrification and possible iron reduction, however, as can be seen from Table 1, the role of these two processes in the natural attenuation process is very small. The first-order decay model appears to be applicable for sulfate reduction and methanogenesis, which are by far, the major processes involved with the natural attenuation process at the site. It should be noted that the sulfate and methane concentrations were not based on field data, but on data provided by BIOSCREEN and Ash Landfill Data (Table 5-6 from the RI). Also, sulfate reduction and methanogenesis may not even be occurring, since these processes occur under strongly reducing conditions (-100mV) and the redox conditions within the plume are greater than +50mV.

Response #3: Agreed. It is possible that a combination of the first-order decay model and an instantaneous reaction model represents the best fit model, given the evidence cited in the comment above. However, the model shows that the first-order decay model fits the actual site data well. For reasons cited in the comment above, it is possible that sulfate reduction and methanogenesis processes have much less impact than was initially considered for the instantaneous reaction model. New Bioscreen instantaneous reaction model runs where sulfate

reduction and methanogenesis processes are not a factor in degradation indicate that the instantaneous reaction model can be better calibrated to the data (compared to the initial model), provided the calibration includes modification of the longitudinal dispersivity value (i.e., it was adjusted up by approximately one order of magnitude). This increased the amount of mixing between hydrocarbons and electron acceptors. However, predictive model runs using this type of instantaneous reaction model input indicate that the source area concentrations would remain well above the applicable compliance concentrations (approximately 500 ug/L) after 100 years. To address this comment, the text has been clarified to include a short discussion of the possibility that the data may support instantaneous reaction model, even though the first order decay model provides the best fit. The text was clarified on page 5-54 of the transport section.

TABLE I
Assimilative capacities for SEAD-25
(Based on Table 5-6 from the RI)

Electron Acceptor/ By-Product	Concentration between background and source (mg/L)	Assimilative Capacity (mg/L)	Comments
O2	3.28	1.0	Based on Field data
N03	0.15	0.0	Based on field data
Fe(II)	4.9	0.2	No background concentration provided
S04	46.3	9.7	No field data. Data extrapolated from Ash Landfill and BIOSCREEN.
CH4	6.6	8.5	No field data. Based on BIOSCREEN data.

References

Wilson, John T., 1989, Risk Management of Monitored Natural Attenuation, in Seminars: Monitored Natural Attenuation for Ground Water, EPA/625/K-98/001.


Appendix L

APPENDIX L

Toxicity Profiles for Compounds With Significant Contributions to Human Health

Risk at SEADs 25 and 26

- 1. Arsenic**
- 2. Benzene**
- 3. 1,1-Dichloroethene**
- 4. Ethylbenzene**
- 5. PAHs**
- 6. Toluene**



ARSENIC

CAS NUMBER

7440-38-2

COMMON SYNONYMS

None.

ANALYTICAL CLASSIFICATION

Inorganic.

PHYSICAL AND CHEMICAL DATA

Water Solubility: insoluble [1]

Vapor Pressure: insignificant at 25°C [1]

Henry's Law Constant: Not Applicable

Specific Gravity: 5.727 at 25/5°C [2]

Organic Carbon Partition Coefficient: NA

BACKGROUND CONCENTRATIONS

Arsenic is a naturally-occurring element. The concentration of arsenic in minimally disturbed soils varies tremendously. A collection of 1,257 soil samples from across the conterminous U.S. determined that 90 percent were less than or equal to 10 ppm, with a geometric mean of 5.2 ppm, but with a maximum value as high as 100 ppm [3].

FATE AND TRANSPORT

Elemental arsenic is extremely persistent in both water and soil. Environmental fate processes may transform one arsenic compound to another; however, arsenic itself is not degraded. Soluble forms of arsenic tend to be quite mobile in water, while less soluble species adsorb to clay or soil particles. Microorganisms in soils, sediments, and water can reduce and methylate arsenic to yield methyl arsines, which volatilize and enter the atmosphere. These forms then undergo oxidation to become methyl arsonic acids and are ultimately transformed back to inorganic arsenic [1].

Bioconcentration of arsenic occurs in aquatic organisms, primarily in algae and lower invertebrates. Biomagnification in aquatic food chains does not appear to be significant, although some fish and invertebrates contain high levels of arsenic compounds which are relatively inert toxicologically. Plants may accumulate arsenic, subject to various factors including soil arsenic concentration, plant type, and soil characteristics [1].

HUMAN TOXICITY

General. Arsenic is a long-recognized human poison capable of producing a lethal reaction and cancer. The major targets of arsenic toxicity are the respiratory system, gastrointestinal system, nervous system, hematological system and skin [1]. Studies in animals suggest that low levels of arsenic may be necessary to maintain good health, but this has not been shown in humans [1]. Arsenic is considered a weak mutagen and has been placed in weight-of-evidence cancer Group A, indicating that it is a human carcinogen [4].

Oral Exposure. A chronic oral RfD of 0.0003 mg As/kg/day is based on a NOAEL of 0.0008 mg As/kg/day for hyperpigmentation, keratosis and possible vascular complications in a chronic oral study in humans [4]. Arsenic is readily absorbed following oral exposure. Acute oral LD₅₀ values of 26 mg/kg for mice and 15 to 110 mg/kg for rats are reported [1]. The fatal dose in humans is estimated to be 2 mg/kg [1]. Low-level oral exposure (> 0.01 mg As/kg/day) may cause irritation of the digestive tract, pain, nausea, vomiting, diarrhea, skin abnormalities, decreased production of blood cells, abnormal heart function, blood-vessel damage, liver damage, kidney damage, and impaired nerve function ("pins and needles" sensation). In animal studies, high doses of arsenic (> 14 mg As/kg/day) have resulted in effects on the developing fetus. These effects have not been observed in humans [1]. In humans, chronic, oral exposure to low doses of arsenic (> 0.01 mg As/kg/day) has been shown to cause cancer of the skin, liver, bladder, and lung. The most characteristic effect of long-term oral exposure to arsenic is a darkening of the torso and the appearance of small "corns" or "warts" on the palms, soles and torso. These "corns" or "warts" may develop into skin cancer [1]. An oral slope factor of 1.5 (mg/kg/day)⁻¹ has been adopted by the USEPA [4]. The slope factor is based on the increased incidence of skin cancer in humans exposed to arsenic in the drinking water.

Inhalation Exposure. An inhalation RfC is not available for inorganic arsenic [4]. Approximately 40% of an inhaled concentration of arsenic is absorbed [1]. Inhalation of arsenic has not been reported to be fatal in humans, and acute inhalation LC₅₀ values are not available [1]. Inhalation of arsenic at concentrations greater than 0.1 mg As/m³ may result in irritation of the nose and throat, leading to laryngitis, bronchitis or rhinitis [1]. Effects on the skin, nervous system, and gastrointestinal system similar to those found following oral exposure have been observed in humans following inhalation exposure. Of much greater concern, however, is that inhaled arsenic has been found to increase the risk of lung cancer in humans [1]. An inhalation Unit Risk of 0.0043 (ug As/m³)⁻¹ was derived by USEPA [4] based on the increased incidence of lung cancer in occupationally exposed workers. Several epidemiology studies have suggested an association between arsenic inhalation and an increased risk of developmental effects (congenital

malformations, low birth weight, spontaneous abortion) [1]. Studies in animals support the view that arsenic is a developmental toxicant, but only at high doses (20 mg/m³) [1].

Dermal Exposure. Arsenic has not been reported to be fatal following dermal contact [1]. Dermal contact with arsenic may result in mild to severe irritation of the skin and mucous membranes and could lead to dermal sensitization [1].

ECOLOGICAL TOXICITY

General. Arsenic is a relatively common element that is present in air, water, soil, plants, and all living tissues. At comparatively low doses, arsenic stimulates growth and development in various species of plants and animals [5]. Arsenic exists in the trivalent (III) and pentavalent (V) states, and its compounds may be either organic or inorganic [6]. Inorganic arsenic compounds are more toxic than organic compounds [5]. Background concentrations of arsenic in unpolluted river waters and soils in the United States are usually <5 µg/L and <15 mg/kg dry weight, respectively [5]. Arsenic is bioconcentrated by organisms, but does not biomagnify in the food chain.

Vegetation. There is no evidence that arsenic is essential for plant growth [7]. Elemental arsenic is considered to be relatively nontoxic to plants [8]. In plants, arsenic concentrations vary between 0.01 and 1.0 ppm. Plants grown in soils contaminated with arsenic do not show higher concentrations of this element than plants grown on uncontaminated soil [7]. In cases of arsenic toxicity, the roots are usually severely affected and plant growth is limited before large amounts of arsenic are absorbed and translocated [8]. Arsenic in soils is most toxic to plants at the seedling stage where it limits germination and reduces viability [7]. The concentration of arsenic that is toxic to plants was determined to be >10 ppm by the National Academy of Sciences [9].

Aquatic Life. Arsenic is toxic to aquatic organisms within the range of 1.0 to 45.0 mg/L arsenite, which is considered more toxic than arsenate [8]. Arsenic is extremely mobile in the aquatic environment, and its fate depends largely on prevailing pH and Eh conditions [10]. Normal arsenic concentrations in fish are 0.52 ppm for bluegill and 0.14 to 1.95 ppm for minnows [9].

Arsenic can bioaccumulate in aquatic vertebrates and invertebrates from water and food, but concentration factors are relatively low [5,11]. The BCF of inorganic arsenic in most invertebrates and fish exposed for 21 to 30 days did not exceed 17 [5]. The biological half-lives of arsenic in green sunfish and bluegills are 7 days and 1 day, respectively [11]. The lethal threshold of arsenic for minnows has been reported to be 234 mg/L [6]. Micromedex, Inc. [12] reported the 36-hour toxic value for minnows was 11.6 ppm and the 16-hour toxic value was 60 ppm.

The USEPA acute freshwater criterion for arsenic (V) is 850 µg/L and because there is insufficient data to develop the criteria, the value presented is the LOEL. The acute freshwater criterion for arsenic (III) is 360 µg/L, and the chronic freshwater criterion for the trivalent form is 190 µg/L [13]. The Ohio chronic aquatic life water quality criterion for arsenic is 190 µg/L based on warmwater and modified warmwater habitats [14].

Wildlife. Chronic poisoning is infrequently seen in most animals because detoxication and excretion are rapid [5]. Normal arsenic concentrations in mice are 1.0 ppm, while hawks typically have body burdens of 0.4 ppm [9]. Adverse effects were noted in mammals at single oral doses of 2.5 to 33 mg/kg body weight and at chronic oral doses of 1 to 10 mg/kg body weight [5]. Acute waterfowl toxicity is reported at 0.05 ppm [12]. Median lethal concentrations in the diets of mallards were reported at 5,000 ppm [15]. The oral LD₅₀ values are 15 mg/kg body weight for rats, 25 to 47 mg/kg body weight for mice, 4 to 19 mg/kg body weight for rabbits, and 6.5 mg/kg body weight for fowl [12]. Arsenic does not accumulate in mammals [8].

REFERENCES

1. ATSDR, 1991. Toxicological Profile for Arsenic (Draft). Agency for Toxic Substances and Disease Registry. USPHS/USEPA. October, 1991.
2. Merck, 1989. The Merck Index. Eleventh Edition. Merck & Company, Inc. Rahway, NJ.
3. USGS, 1984. Element Concentrations in Soils and Other Surficial Materials of the Conterminous United States. United States Geological Survey Professional Paper 1270.
4. USEPA, 1996. Integrated Risk Information System (IRIS). Data base. Online. January, 1996.
5. Eisler, R., 1988. Arsenic Hazards to Fish, Wildlife, and Invertebrates: A Synoptic Review. Contaminant Hazard Reviews, Report 12, Biological Report 85 (1.12). U.S. Department of the Interior, Fish and Wildlife Service. Washington, D.C.
6. USEPA, 1976. Quality Criteria for Water. Office of Water and Hazardous Materials. Washington, D.C.
7. USEPA, 1983. Hazardous Waste Land Treatment. (Revised edition). Office of Solid Waste and Emergency Response. SW-874. Washington, D.C.
8. U.S. Fish and Wildlife Service, 1978. Impacts of Coal-Fired Power Plants on Fish, Wildlife, and their Habitats. FWS/OBS-78/29.
9. National Academy of Sciences, 1977. Arsenic. Committee on Medical and Biological Effects of Environmental Pollutants. Washington, D.C.
10. USEPA, 1979. Water-Related Environmental Fate 129 Priority Pollutants. Volume 1. Office of Water and Waste Management. Washington, D.C. EPA-440/4-79-029.

11. Phillips, G.R. and R.C. Russo, 1978. Metal Bioaccumulation in Fishes and Aquatic Invertebrates: A Literature Review. USEPA. Office of Research and Development. Duluth, Minnesota. EPA-600/3-78-103.
12. Micromedex, Inc., 1992. Tomes Plus System. Toxicology, Occupational Medicine and Environmental Series. Volume 14. Denver, Colorado.
13. USEPA, 1991. Water Quality Criteria Summary. Washington, D.C.
14. OEPA, 1991. Ohio Water Quality Standards. Ohio Administrative Code, Title 3745-Chapter 1. Ohio Environmental Protection Agency.
15. CH2M Hill, Inc., 1989. Preliminary Endangerment Assessment for Lowry Landfill. Denver, Colorado.

BENZENE

CAS NUMBER

71-43-2

COMMON SYNONYMS

None.

ANALYTICAL CLASSIFICATION

Volatile organic.

PHYSICAL AND CHEMICAL DATA

Water Solubility: 1,791 mg/L [1]

Vapor Pressure: 95.19 mm Hg at 25°C [1]

Henry's Law Constant: 5.43×10^{-3} atm-m³/mole (temperature not given) [1]

Specific Gravity: 0.879 at 15/5°C [2]

Organic Carbon Partition Coefficient: 31 - 143 [1]

FATE DATA: HALF-LIVES

Soil: 5 - 16 days [3]

Air: 2.09 - 20.9 days [3]

Surface Water: 5 - 16 days [3]

Groundwater: 10 days to 2 years [3]

NATURAL SOURCES

Crude oil, volcanoes, forest fires, plants [1].

ARTIFICIAL SOURCES

Gasoline, fuel oils, chemical industry, coke ovens, mining, manufacturing, cigarette smoke [1].

FATE AND TRANSPORT

Benzene will rapidly volatilize from surface soil and water. That which does not volatilize from permeable surface and subsurface soils will be highly to very highly mobile, and can be expected to leach to nearby groundwater which is not protected by a confining layer. It is fairly soluble, and will be carried with the groundwater to discharge points. It may be subject to biodegradation in soils, shallow groundwater, and surface water. Benzene will not be expected to significantly adsorb to sediment, bioconcentrate in aquatic organisms, or hydrolyze. Photodegradation may be a

significant removal mechanism in surface waters which are not conducive to microbial degradation. Benzene will undergo significant photodegradation in air, but may be washed out with rain [1].

HUMAN TOXICITY

General. Benzene is absorbed into the body following ingestion, inhalation, and dermal contact, and must undergo metabolic transformation to exert its toxic effects. Metabolism occurs primarily in the liver, and to a lesser extent in the bone marrow [4]. The primary targets of benzene toxicity are the central nervous system and the blood [4,5]. Benzene is genotoxic to humans and the USEPA has placed it in weight-of-evidence cancer Group A, indicating that it is a human carcinogen [6].

Oral Exposure. A chronic oral RfD for benzene is currently under review by the USEPA [6]. Benzene is readily absorbed following oral exposure. The lowest reported fatal dose in humans is 50 mg/kg [5]. Acute oral LD₅₀ values in animals include 930 to 5600 mg/kg in rats, 2000 mg/kg in dogs and 4700 mg/kg in mice [4,5]. Data regarding the ingestion of benzene in humans are limited to acute overexposure. Ingestion of 2 ml (29 mg/kg) has resulted in depression of the central nervous system, while ingestion of 10 ml (143 mg/kg) has been fatal [5]. The cause of death was usually respiratory arrest, central nervous system depression or cardiac collapse [4]. In animals, longer-term oral exposure has resulted in toxic effects on the blood (cytopenia: decrease in various cellular elements of the blood) and the immunological system (decreased white blood cells) [4]. There is no evidence that oral exposure to benzene causes effects on reproduction and development, but studies in animals suggest that benzene may affect fetal development [4]. There is no information regarding carcinogenic effects in humans following oral exposure to benzene, but studies in animals indicate that benzene ingestion causes cancer in various regions of the body [4]. An oral Slope Factor of 0.029 (mg/kg/day)⁻¹ is based on an increase in the incidence of leukemia in occupationally-exposed workers [6]. The oral Slope Factor was extrapolated from the inhalation data.

Inhalation Exposure. A chronic inhalation RfC for benzene is currently under review by the USEPA [6]. Benzene is readily absorbed following inhalation exposure. The lowest reported fatal concentration in humans is 6380 mg/m³ for a 5 minute exposure [5]. Acute inhalation LC₅₀ values in rats ranged from 10,000 ppm for 7 hours to 13,700 ppm for 4 hours [4,5]. Most of the available data regarding benzene exposure involve workers exposed in the workplace. The acute effects of benzene exposure involve the central nervous system. Brief exposure to concentrations of 700 to 3000 ppm can cause drowsiness, dizziness, headaches and unconsciousness, and exposure to

concentrations of 10,000 to 20,000 ppm can result in death [4]. In most cases, the effects will end when exposure ceases. The hematopoietic system is the primary target of toxicity following long-term exposure: exposure for several months to years results in pancytopenia (reduction in red blood cells, platelets and white blood cells), while continued exposure for many years results in anemia or leukemia. The lowest concentration resulting in the hematological effects is approximately 10 to 50 ppm [5]. Benzene has been shown to cause chromosomal aberrations in bone marrow and lymphocytes in workers exposed to concentrations > 100 ppm [5]. Chromosomal damage has been found in animals at concentrations as low as 1 ppm [5]. Benzene is not known to be teratogenic (cause birth defects) in humans, but has been found to cause various problems in the developing fetus of animals (low birth weight, delayed bone formation) [4,5]. Occupational exposure to benzene has resulted in leukemia in exposed workers [4,5]. An inhalation Unit Risk of $8.3 \times 10^{-6} (\text{ug}/\text{m}^3)^{-1}$ is based on the incidence of leukemia in occupationally-exposed workers [6].

Dermal Exposure. Dermal exposure to benzene may cause redness and dermatitis [4,5]. Systemic effects have not been reported following dermal exposure to benzene.

REFERENCES

1. Howard, P.H., 1990. Handbook of Environmental Fate and Exposure Data For Organic Chemicals, Vol. II: Solvents. Lewis Publishers, Inc. Chelsea, Michigan. 546 pp.
2. Merck, 1989. The Merck Index. Eleventh Edition. Merck & Company, Inc. Rahway, NJ.
3. Howard, P.H., R.S. Boethling, W.F. Jarvis, W.M. Meylan, and E.M. Michalenko, 1991. Handbook of Environmental Degradation Rates. Lewis Publishers. Chelsea, Michigan.
4. ATSDR, 1991. Toxicological Profile for Benzene (Draft). Agency for Toxic Substances and Disease Registry. USPHS/USEPA. October 1991.
5. Arthur D. Little, Inc., 1989. The Installation Restoration Program Toxicology Guide. Volume 2. Cambridge, MA. July 1989.
6. USEPA, 1995. Integrated Risk Information System (IRIS). Data base. Online. March, 1995.

1,1-DICHLOROETHENE

CAS NUMBER

75-35-4

COMMON SYNONYMS

1,1-Dichloroethylene, asym-dichloroethylene, vinylidene chloride, DCE.

ANALYTICAL CLASSIFICATION

Volatile organic.

PHYSICAL AND CHEMICAL DATA

Water Solubility: approximately 2,500 mg/L at 25°C [1]

Vapor Pressure: 591 mm Hg at 25°C [1]

Henry's Law Constant: 3.01×10^{-2} atm-m³/mole [1]

Specific Gravity: 1.213 at 20/4°C [2]

Organic Carbon Partition Coefficient: 150 [1]

FATE DATA: HALF-LIVES

Soil: 4 weeks to 6 months [3]

Air: 9.9 hours to 4.1 days [3]

Surface Water: 4 weeks to 6 months [3]

Groundwater: 56 to 132 days [3]

NATURAL SOURCES

None [4].

ARTIFICIAL SOURCES

Manufacture of plastic wrap, adhesives, and synthetic fibers; metabolism of chlorinated solvents [1].

FATE AND TRANSPORT

1,1-Dichloroethene is a relatively volatile and soluble compound. Releases of this compound to soils and waters, therefore, will be lost primarily through evaporative processes. Given the low K_{oc} value, little tendency to adsorb to soils and sediments/suspended solids (in waters) is exhibited, and some percolation through soils to groundwaters can be expected. In the groundwaters, very slow hydrolysis and biodegradation (via anaerobic reductive dechlorination to vinyl chloride) will occur. Released to the atmosphere, 1,1-dichloroethene will degrade by reaction with hydroxyl

radicals. Photooxidative reactions in waters are insignificant. Based on its low octanol/water partition coefficient ($K_{ow} = 135$), no significant bioconcentration is expected [1].

HUMAN TOXICITY

General. High levels of DCE have reportedly caused a variety of adverse health effects in animals, including liver, kidney, heart and lung damage, as well as nervous system disorders and death. Harmful effects on the developing fetus have also been demonstrated [4]. The USEPA has placed DCE in weight-of-evidence Group C, indicating that it is a possible human carcinogen [5].

Oral Exposure. A chronic RfD of 0.009 mg/kg/day is based on a LOAEL of 9 mg/kg/day determined for hepatic lesions following chronic oral administration to rats [5]. Studies in animals have demonstrated that DCE is rapidly and almost completely absorbed from the gastrointestinal tract following oral administration. The oral LD_{50} for rats is approximately 1,500 mg/kg. No information on the health effects in humans following oral exposure was located [4]. An oral slope factor of $0.6 \text{ (mg/kg/day)}^{-1}$ is based on adrenal pheochromocytomas observed in male rats following chronic oral exposure [5].

Inhalation Exposure. The RfC is currently under review by the USEPA [5], and no value is provided in HEAST [6]. Studies in animals have demonstrated that DCE is rapidly absorbed following inhalation exposure. The 4-hour LC_{50} values in fed male rats range from approximately 6,000 to 8,000 ppm, while the 4-hour LC_{50} for male rats fasted for 16 hours is 400 ppm. No information was located regarding human deaths following inhalation exposure. The limited information available indicates that humans exposed via short-term inhalation may experience neurotoxicity. Also in humans, DCE has been implicated in liver and kidney toxicity following repeated, low-level exposure. Symptoms in humans exposed via inhalation to concentrations of about 4,000 ppm include: central nervous system depression, convulsions, spasms, and unconsciousness. Pregnant mice exposed to 15 ppm or greater DCE for an unspecified duration produced offspring with skeletal anomalies [4]. An inhalation unit risk of $5.0 \times 10^{-5} \text{ (}\mu\text{g/m}^3\text{)}^{-1}$ is based on kidney adenocarcinomas observed in male mice exposed via inhalation for 12 months [5].

Dermal Exposure. DCE is irritating when applied to the skin of humans and animals. It is also an eye irritant in humans. Studies with mice indicate that DCE applied dermally is a tumor initiator. No other information was located regarding the health effects of DCE following dermal exposure [4].

REFERENCES

1. Howard, P.H. Handbook of Environmental Fate and Exposure Data For Organic Chemicals, Vol. I: Large Production and Priority Pollutants. Lewis Publishers, Inc. Chelsea, MI. 574 pp.
2. Merck, 1989. The Merck Index. Tenth Edition. Merck & Company, Inc. Rahway, NJ.
3. Howard, P.H.; Boethling, R.S.; Jarvis, W.F.; Meylan, W.M.; and Michalenko, E.M.; 1991. Handbook of Environmental Degradation Rates. Lewis Publishers, Inc. Chelsea, MI. 725 pp.
4. ATSDR, 1989. Toxicological Profile for 1,1-Dichloroethene. Agency for Toxic Substances and Disease Registry. USPHS/USEPA. December 1989.
5. USEPA, 1995. Integrated Risk Information System (IRIS). On-line data base. March, 1995.
6. USEPA, 1994. Health Effects Assessment Summary Tables (HEAST). Office of Emergency and Remedial Response. March 1994.

ETHYLBENZENE

CAS NUMBER

100-41-4

COMMON SYNONYMS

None noted.

ANALYTICAL CLASSIFICATION

Volatile organic.

PHYSICAL AND CHEMICAL DATA

Water Solubility: 161 mg/L at 25°C [1]

Vapor Pressure: 9.53 mm Hg at 25°C [1]

Henry's Law Constant: 8.44×10^{-3} atm-m³/mole at 25°C [2]

Specific Gravity: 0.87 at 25/25°C [3]

Organic Carbon Partition Coefficient: 871 [1]

FATE DATA: HALF-LIVES

Soil: 3 to 10 days [4]

Air: 8.56 hours to 3.57 days [4]

Surface Water: 3 to 10 days [4]

Groundwater: 6 to 228 days [4]

NATURAL SOURCES

Coal tar and petroleum [2].

ARTIFICIAL SOURCES

Manufacture of styrene, solvent, petroleum refining, vaporization/spills of gasoline and diesel fuel, auto emissions, paints, inks, insecticides, and cigarette smoke [1,2,3]

FATE AND TRANSPORT

Ethylbenzene released to surface soils will probably undergo partial volatilization and, given its limited ability to sorb to soils ($K_{oc} = 871$), leaching to groundwater. Evidence suggests that this material undergoes biodegradation in groundwaters, and may do so in soils if the initial loading doesn't prove toxic to soil-based microorganisms. If released to surface waters, ethylbenzene is expected to volatilize fairly readily. As with groundwaters, rapid biodegradation can be predicted after an initial acclimation period. Ethylbenzene shows only a slight to moderate tendency to adsorb to soils and sediments in waters.

Bioconcentration in aquatic organisms is not expected to be significant (BCF for ethylbenzene = 145). Ethylbenzene is expected to exist in the atmosphere primarily as a vapor, based upon its vapor pressure value (9.53 mm Hg). Principally, ethylbenzene will be removed from the atmosphere via reaction with hydroxyl radicals; some washout via rainfall may be expected. [1]

HUMAN TOXICITY

General. Humans exposed to ethylbenzene may experience eye and throat irritation, decreased movement, and dizziness. Studies in animals have shown liver and kidney damage, nervous system changes, and blood changes [2]. The USEPA has placed ethylbenzene in weight-of-evidence Group D, indicating that it is not classifiable as to human carcinogenicity [5].

Oral Exposure. A chronic RfD of 0.1 mg/kg/day is based on a NOEL of 97.1 mg/kg/day and a LOAEL of 291 mg/kg/day determined for liver and kidney toxicity in a rat subchronic to chronic oral bioassay [5]. Studies in animals revealed that ethylbenzene is quickly and effectively absorbed following oral exposure. The oral (gavage) LD₅₀ in rats is reported to be 4,728 mg/kg. No information was located regarding death or health effects in humans following oral exposure [2].

Inhalation Exposure. The RfC of 1 mg/m³ is based on a NOAEL of 434 mg/m³ determined for developmental toxicity in rats and rabbits exposed via inhalation [5]. Ethylbenzene is rapidly and efficiently absorbed via inhalation in humans and animals. A 4-hour LC₅₀ of 4,000 ppm was reported for rats. Exposure-related adverse effects in animals included those to liver and kidney, eye irritation, profuse lacrimation, CNS depression and ataxia. No deaths were reported for humans following inhalation of ethylbenzene. The effects observed in humans included pulmonary and ocular irritation, profuse lacrimation, chest constriction, dizziness, vertigo, and possible hematological alterations. Exposure of pregnant rats to levels above 138 ppm for 24 hours/day for 9 days had adverse developmental effects [2].

Dermal Exposure. Liquid ethylbenzene is rapidly absorbed through the skin; however, absorption of vapors through the skin is minimal. The dermal LD₅₀ in rabbits for liquid ethylbenzene was reportedly 15,415 mg/kg. Ethylbenzene appears to be a slight eye irritant in rabbits [2].

REFERENCES

1. Howard, P.H., 1989. Handbook of Environmental Fate and Exposure Data for Organic Chemicals, Volume I: Large Production and Priority Pollutants. Lewis Publishers, Inc. Chelsea, MI. 574 pp.

2. ATSDR, 1990. Toxicological Profile for Ethylbenzene. Agency for Toxic Substances and Disease Registry. USPHS/USEPA. December 1990.
3. Merck, 1989. The Merck Index, Eleventh Edition. Merck & Company, Inc. Rahway, NJ.
4. Howard, P.H., R.S. Boethling, W.F. Jarvis, W.M. Meylan, E.M. Michalenko, 1991. Handbook of Environmental Degradation Rates. Lewis Publishers, Inc. Chelsea, MI. 725 pp.
5. USEPA, 1995. Integrated Risk Information System (IRIS). On-line data base. March, 1995.

POLYCYCLIC AROMATIC HYDROCARBONS

GENERAL

Polycyclic aromatic hydrocarbons (PAHs) are a large group of chemicals formed during the incomplete combustion of organic materials. There are over one hundred PAHs, and they are found throughout the environment in air, water, and soil. Seven of the 15 PAHs addressed in this profile are classified as probable human carcinogens [1,2].

CAS NUMBERS

Acenaphthene	83-32-9	Chrysene	218-01-9
Acenaphthylene	208-96-8	Dibenzo(a,h)anthracene	53-70-3
Anthracene	120-12-7	Fluoranthene	206-44-0
Benzo(a)anthracene	56-55-3	Fluorene	86-73-7
Benzo(a)pyrene	50-32-8	Indeno(1,2,3-cd)pyrene	193-39-5
Benzo(b)fluoranthene	205-99-2	Phenanthrene	85-01-8
Benzo(g,h,i)perylene	191-24-2	Pyrene	129-00-00
Benzo(k)fluoranthene	207-08-9		

COMMON SYNONYMS

Polynuclear aromatic hydrocarbons, PNAs, PAHs.

ANALYTICAL CLASSIFICATION

Semivolatile organic.

PHYSICAL AND CHEMICAL DATA

Water Solubility: insoluble to 3.93 mg/L [1]

Vapor Pressure: negligible to very low at 25°C [1]

Henry's Law Constant: 6.95×10^{-8} to 1.45×10^{-3} atm-m³/mole [1]

Specific Gravity: approximately 0.9 to 1.4 at 0 to 27°C [1]

Organic Carbon Partition Coefficient (K_{oc}): 2.5×10^3 to 5.5×10^6 [1]

FATE DATA: HALF-LIVES

Soil: 12.3 days to 5.86 years [3]

Air: 0.191 hours to 2.8 days [3]

Surface Water: 0.37 hours to 1.78 years [3]

Groundwater: 24.6 days to 10.4 years [3]

NATURAL SOURCES

Volcanoes, forest fires, crude oil, and oil shale [1].

