01827

121

GROUNDWATER MONITORING
VALIDATED ANALYTICAL RESULTS FOR THE FIRST QUARTER 1998
ASH LANDFILL, SENECA ARMY DEPOT

PREPARED FOR :
U. S. Army Corps. of Engineers
Huntsville, Alabama

PREPARED BY :
Parsons Engineering Science, Inc.
Canton, Massachusetts

May 1998

TABLES

Table 1 Groundwater Elevation Data

Table 2 Validated Volatile Organic Analysis Results (524.2)

Table 3 Validated TCL Volatile Organic Analysis Results

Table 4 Validated Metals Analytical Results

Table 5 Indicator Parameters

Table 1

GROUNDWATER MONITORING PROGRAM
FIRST QUARTER 1998
GROUNDWATER ELEVATION DATA
SENECA ARMY DEPOT ACTIVITY

Monitoring Well	Elevation at Top of Riser (MSL)	Fourth Quarter 1996			First Quarter 1997			Second Quarter 1997			**First Quarter 1998**		
		Date	Depth from Top of Riser (ft.)	Elevation of Water Level (ft.)	Date	Depth from Top of Riser (ft.)	Elevation of Water Level (ft.)	Date	Depth from Top of Riser (ft.)	Elevation of Water Level (ft.)	**Date**	**Depth from Top of Riser (ft.)**	**Elevat ater Le**
ash Landfill													
PT-10	681.52	01/06/97	5.31	676.21	03/18/97	5.3	676.22	06/17/97	9.03	672.49	**03/23/98**	**4.62**	**676**
PT-11	658.22	01/06/97	4.19	654.03	03/18/97	4.41	653.81	06/17/97	6.23	651.99	**03/23/98**	**4.24**	**653.**
PT-12A	652.15	01/06/97	4.25	647.9	03/18/97	5.85	646.3	06/17/97	7.53	644.62	**03/23/98**	**3.14**	**649.**
PT-15	637.76	01/06/97	5.05	632.71	03/18/97	4.59	633.17	06/17/97	6.48	631.28	**03/23/98**	**4.02**	**633.**
PT-16	637.51	01/06/97	3.02	634.49	03/18/97	2.93	634.58	06/17/97	4.05	633.46	**03/23/98**	**2.8**	**634.**
PT-17	640.14	01/06/97	4.7	635.44	03/18/97	4.75	635.39	06/17/97	7.4	632.74	**03/23/98**	**4.29**	**635.**
PT-18	656.68	01/06/97	4.97	651.71	03/18/97	5.55	651.13	06/17/97	7.09	649.59	**03/23/98**	**4.4**	**652.**
PT-19	645.26	01/06/97	3.18	642.08	03/18/97	3.34	641.92	06/17/97	5.34	639.92	**03/23/98**	**2.17**	**643.**
PT-20	647.28	01/06/97	5.74	641.54	03/18/97	5.72	641.56	06/17/97	7.21	640.07	**03/23/98**	**4.94**	**642.**
PT-21A	647.73	01/06/97	6.09	641.64	03/18/97	5.19	642.54	06/17/97	8.21	639.52	**03/23/98**	**3.89**	**643.**
PT-22	648.61	01/06/97	6.5	642.11	03/18/97	6.63	641.98	06/17/97	7.61	641	**03/23/98**	**4.31**	**644**
PT-23	641.58	01/06/97	3.44	638.14	03/18/97	3.94	637.64	06/17/97	6.37	635.21	**03/23/98**	**3.66**	**637.**
PT-24	636.40	01/06/97	4.64	631.76	03/18/97	4.69	631.71	06/17/97	5.04	631.36	**03/23/98**	**3.64**	**632.**
PT-25	637.09	01/06/97	3.96	633.13	03/18/97	3.92	633.17	06/17/97	5.96	631.13	**03/23/98**	**3.58**	**633.**
PT-26	614.64	01/06/97	Not Measured	Not Measured	03/18/97	Not Measured	Not Measured	06/17/97	Not Measured	Not Measured	**03/23/98**	**3.04**	**611**
MW-27	639.32	01/06/97	5.21	634.11	03/18/97	5.25	634.07	06/17/97	6.48	632.84	**03/23/98**	**4.44**	**634.**
MW-28	637.21	01/06/97	5.22	631.99	03/18/97	5.18	632.03	06/17/97	5.61	631.6	**03/23/98**	**4.64**	**632.**
MW-29	637.31	01/06/97	6.14	631.17	03/18/97	6.09	631.22	06/17/97	6.65	630.66	**03/23/98**	**6.1**	**631.**
MW-30	640.32	01/06/97	4.2	636.12	03/18/97	4.33	635.99	06/17/97	8.35	631.97	**03/23/98**	**3.94**	**636.**
MW-31	636.70	01/06/97	2.92	633.78	03/18/97	2.96	633.74	06/17/97	5.3	631.4	**03/23/98**	**2.48**	**634.**
MW-32	641.68	01/06/97	4.53	637.15	03/18/97	4.95	636.73	06/17/97	7.93	633.75	**03/23/98**	**3.84**	**637.**
MW-33	639.56	01/06/97	4.29	635.27	03/18/97	4.44	635.12	06/17/97	7.45	632.11	**03/23/98**	**3.91**	**635.**
MW-34	632.89	01/06/97	3.07	629.82	03/18/97	3.22	629.67	06/17/97	4.63	628.26	**03/23/98**	**2.74**	**630.**
MW-35D	631.82	01/06/97	Not Measured	Not Measured	03/18/97	Not Measured	Not Measured	06/17/97	Not Measured	Not Measured	**03/23/98**	**2.6**	**629.**
MW-36	631.79	01/06/97	3.30	628.49	03/18/97	2.46	629.33	06/17/97	3.58	628.21	**03/23/98**	**2.60**	**629.**
MW-37	632.89	01/06/97	2.48	630.41	03/18/97	2.59	630.3	06/17/97	Not Measured	Not Measured	**03/23/98**	**2.51**	**630.**
MW-38D	637.90	01/06/97	3.7	634.2	03/18/97	3.61	634.29	06/17/97	Not Measured	Not Measured	**03/23/98**	**3.48**	**635.**
MW-39	659.54	01/06/97	2.06	657.48	03/18/97	1.78	657.76	06/17/97	2.09	657.45	**03/23/98**	**1.7**	**657.**
MW-40	659.30	01/06/97	3.64	655.66	03/18/97	3.64	655.66	06/17/97	5.78	653.52	**03/23/98**	**3.45**	**655.**
MW-41D	694.02	01/06/97	6.1	687.92	03/18/97	6.45	687.57	06/17/97	Not Measured	Not Measured	**03/23/98**	**8.12**	**685**
MW-42D	683.04	01/06/97	4.79	678.25	03/18/97	2.61	680.43	06/17/97	4.73	678.31	**03/23/98**	**2.37**	**680.**
MW-43	657.73	01/06/97	2.9	654.83	03/18/97	3.84	653.89	06/17/97	3.72	654.01	**03/23/98**	**2.6**	**655.**
MW-44	653.85	01/06/97	3.74	650.11	03/18/97	4.7	649.15	06/17/97	6.9	646.95	**03/23/98**	**3.48**	**650.**
MW-45	650.90	01/06/97	2.94	647.96	03/18/97	2.83	648.07	06/17/97	3.9	647	**03/23/98**	**2.85**	**648.**
MW-46	650.41	01/06/97	3.72	646.69	03/18/97	4.51	645.9	06/17/97	6.06	644.35	**03/23/98**	**2.88**	**647.**
MW-47	628.06	01/06/97	2.88	625.18	03/18/97	2.88	625.18	06/17/97	4.22	623.84	**03/23/98**	**2.3**	**625.**
MW-48	648.32	01/06/97	3.26	645.06	03/18/97	3.31	645.01	06/17/97	5.3	643.02	**03/23/98**	**2.86**	**645.**
MW-49D	650.50	01/06/97	3.6	646.9	03/18/97	4.32	646.18	06/17/97	5.91	644.59	**03/23/98**	**2.88**	**647.**
MW-50D	649.88	01/06/97	3.6	646.28	03/18/97	4.09	645.79	06/17/97	5.88	644	**03/23/98**	**2.48**	**647**
MW-51D	628.24	01/06/97	2.99	625.25	03/18/97	3	625.24	06/17/97	4.35	623.89	**03/23/98**	**2.35**	**625.**
MW-52D	626.35	01/06/97	2.38	623.97	03/18/97	2.6	623.75	06/17/97	3.62	622.73	**03/23/98**	**2.3**	**624.**
MW-53	639.41	01/06/97	6.6	632.81	03/18/97	6.6	632.81	06/17/97	7.7	631.71	**03/23/98**	**5.78**	**633.**
MW-54D	639.11	01/06/97	6.55	632.56	03/18/97	6.56	632.55	06/17/97	7.69	631.42	**03/23/98**	**5.92**	**633.**
MW-55D	639.16	01/06/97	6.34	632.82	03/18/97	6.36	632.8	06/17/97	7.47	631.69	**03/23/98**	**5.86**	**633**
MW-56	630.51	01/06/97	3.09	627.42	03/18/97	3.05	627.46	06/17/97	3.48	627.03	**03/23/98**	**3.13**	**627.**
MW-57D	629.82	01/06/97	1.82	628	03/18/97	1.95	627.87	06/17/97	2.76	627.06	**03/23/98**	**1.69**	**628.**
MW-58D	629.69	01/06/97	1.51	628.18	03/18/97	1.73	627.96	06/17/97	2.56	627.13	**03/23/98**	**1.32**	**628.**
MW-59	656.83	01/06/97	2.1	654.73	03/18/97	2.16	654.67	06/17/97	2.15	654.68	**03/23/98**	**2.13**	**654**
MW-60	660.15	01/06/97	1.97	658.18	03/18/97	2.14	658.01	06/17/97	2.98	657.17	**03/23/98**	**1.95**	**658**

Table 2
Ash Landfill
1998 First Quarter Groundwater Monitoring
Validated Volatile Organic Analyses Results (Method 524.2)

	SAMPLE ID	AL132	AL131	AL130	AL134	AL140	AL158	AL141
	WELL ID	BNS	FHD	FHS	MW27	MW30	MW36(DU)	MW36
	MATRIX	WATER	WATER	WATER	WATER	WATER	WATER	WATER
	SAMPLE DATE	3/18/98	3/18/98	3/18/98	3/28/98	3/27/98	3/26/98	3/26/98
	SDG NO.	68675	68675	68675	68675	68675	68675	68675
COMPOUND	**UNITS**							
Dichlorodiflurometh ane	ug/L	0.5 U	0.5 U	0.5 U	0.5 U	0.5 U	0.5 U	0.5 U
Chloromethane	ug/L	0.5 U	0.5 U	0.5 U	0.5 U	0.5 U	0.5 U	0.5 U
Vinyl Chloride	ug/L	0.5 U	0.5 U	0.5 U	0.5 U	0.5 U	0.5 U	0.5 U
Bromomethane	ug/L	0.5 U	0.5 U	0.5 U	0.5 U	0.5 U	0.5 U	0.5 U
Chloroethane	ug/L	0.5 U	0.5 U	0.5 U	0.5 U	0.5 U	0.5 U	0.5 U
Trichlorofluoromethane	ug/L	0.5 U	0.5 U	0.5 U	0.5 U	0.5 U	0.5 U	0.5 U
Acetone	ug/L	5 U	5 U	5 U	5 U	5 U	5 U	5 U
1,1-Dichloroethene	ug/L	0.5 U	0.5 U	0.5 U	0.5 U	0.5 U	0.5 U	0.5 U
trans-1,2-Dichloroethene	ug/L	0.5 U	0.5 U	0.5 U	0.5 U	0.5 U	0.5 U	0.5 U
Carbon Disulfide	ug/L	0.5 U	0.5 U	0.5 U	0.5 U	0.5 U	0.5 U	0.5 U
Methylene Chloride	ug/L	0.5 U	0.5 U	0.5 U	0.5 U	0.5 U	0.5 U	0.5 U
Methyl-t-Butyl-Ether	ug/L	0.5 U	0.5 U	0.5 U	0.5 U	0.5 U	0.5 U	0.5 U
1,1-Dichloroethane	ug/L	0.5 U	0.5 U	0.5 U	0.5 U	0.5 U	0.5 U	0.5 U
cis-1,2-Dichloroethene	ug/L	0.5 U	0.5 U	0.5 U	0.5 U	0.5 U	0.5 U	0.5 U
2-Butanone	ug/L	5 U	5 U	5 U	5 U	5 U	5 U	5 U
2,2-Dichloropropane	ug/L	0.5 U	0.5 U	0.5 U	0.5 U	0.5 U	0.5 U	0.5 U
Chloroform	ug/L	0.5 U	0.5 U	0.5 U	0.5 U	0.5 U	0.5 U	0.5 U
Bromochloromethane	ug/L	0.5 U	0.5 U	0.5 U	0.5 U	0.5 U	0.5 U	0.5 U
1,1,1-Trichloroethane	ug/L	0.5 U	0.5 U	0.5 U	0.5 U	0.5 U	0.5 U	0.5 U
1,1-Dichloropropene	ug/L	0.5 U	0.5 U	0.5 U	0.5 U	0.5 U	0.5 U	0.5 U
Carbon Tetrachloride	ug/L	0.5 U	0.5 U	0.5 U	0.5 U	0.5 U	0.5 U	0.5 U
1,2-Dichloroethane	ug/L	0.5 U	0.5 U	0.5 U	0.5 U	0.5 U	0.5 U	0.5 U
Benzene	ug/L	0.5 U	0.5 U	0.5 U	0.5 U	0.5 U	0.5 U	0.5 U
Trichloroethene	ug/L	0.5 U	0.5 U	0.5 U	0.5 U	0.5 U	0.5 U	0.5 U
1,2-Dichloroctopane	ug/L	0.5 U	0.5 U	0.5 U	0.5 U	0.5 U	0.5 U	0.5 U
Bromodichloromethane	ug/L	0.5 U	0.5 U	0.5 U	0.5 U	0.5 U	0.5 U	0.5 U
Dibromomethane	ug/L	0.5 U	0.5 U	0.5 U	0.5 U	0.5 U	0.5 U	0.5 U
4-Methyl-2-Pentanone	ug/L	5 U	5 U	5 U	5 U	5 U	5 U	5 U
cis-1,3-Dichloropropene	ug/L	0.5 U	0.5 U	0.5 U	0.5 U	0.5 U	0.5 U	0.5 U
Toluene	ug/L	0.5 U	0.5 U	0.5 U	0.5 U	0.5 U	0.5 U	0.5 U
trans-1,3-Dichloropropene	ug/L	0.5 U	0.5 U	0.5 U	0.5 U	0.5 U	0.5 U	0.5 U
1,1,2-Trichloroethane	ug/L	0.5 U	0.5 U	0.5 U	0.5 U	0.5 U	0.5 U	0.5 U
2-Hexanone	ug/L	5 U	5 U	5 U	5 U	5 U	5 U	5 U
1,3 - Dichloropropene	ug/L	0.5 U	0.5 U	0.5 U	0.5 U	0.5 U	0.5 U	0.5 U
Tetrachloroethene	ug/L	0.5 U	0.5 U	0.5 U	0.5 U	0.5 U	0.5 U	0.5 U
1,4-Dioxane	ug/L	50 U	50 U	50 U	50 UJ	50 U	50 U	50 U
Tetrahydrofuran	ug/L	50 U	50 U	50 U	50 U	50 U	50 U	50 U
Dibromochloromethane	ug/L	0.5 U	0.5 U	0.5 U	0.5 U	0.5 U	0.5 U	0.5 U
1,2-Dibromoethane	ug/L	0.5 U	0.5 U	0.5 U	0.5 U	0.5 U	0.5 U	0.5 U
Chlorobenzene	ug/L	0.5 U	0.5 U	0.5 U	0.5 U	0.5 U	0.5 U	0.5 U
1,1,1,2-Tetrachloroethane	ug/L	0.5 U	0.5 U	0.5 U	0.5 U	0.5 U	0.5 U	0.5 U
Ethylbenzene	ug/L	0.5 U	0.5 U	0.5 U	0.5 U	0.5 U	0.5 U	0.5 U
Xylene (total)	ug/L	0.5 U	0.5 U	0.5 U	0.5 U	0.5 U	0.5 U	0.5 U
Styrene	ug/L	0.5 U	0.5 U	0.5 U	0.5 U	0.5 U	0.5 U	0.5 U
Bromoform	ug/L	0.5 U	0.5 U	0.5 U	0.5 U	0.5 U	0.5 U	0.5 U
Isopropylbenzene	ug/L	0.5 U	0.5 U	0.5 U	0.5 U	0.5 U	0.5 U	0.5 U
1,1,2,2-Tetrachloroethane	ug/L	0.5 U	0.5 U	0.5 U	0.5 U	0.5 U	0.5 U	0.5 U
1,2,3-Trichloropropane	ug/L	0.5 U	0.5 U	0.5 U	0.5 U	0.5 U	0.5 U	0.5 U
Bromobenzene	ug/L	0.5 U	0.5 U	0.5 U	0.5 U	0.5 U	0.5 U	0.5 U
n-Propylbenzene	ug/L	0.5 U	0.5 U	0.5 U	0.5 U	0.5 U	0.5 U	0.5 U
2-Chlorotoluene	ug/L	0.5 U	0.5 U	0.5 U	0.5 U	0.5 U	0.5 U	0.5 U
1,3,5-Trimethylbenzene	ug/L	0.5 U	0.5 U	0.5 U	0.5 U	0.5 U	0.5 U	0.5 U
4-Chlorotoluene	ug/L	0.5 U	0.5 U	0.5 U	0.5 U	0.5 U	0.5 U	0.5 U
tert-Butylbenzene	ug/L	0.5 U	0.5 U	0.5 U	0.5 U	0.5 U	0.5 U	0.5 U
1,2,4-Trimethylbenzene	ug/L	0.5 U	0.5 U	0.5 U	0.5 U	0.5 U	0.5 U	0.5 U
sec-Butylbenzene	ug/L	0.5 U	0.5 U	0.5 U	0.5 U	0.5 U	0.5 U	0.5 U
p-Isopropyltoluene	ug/L	0.5 U	0.5 U	0.5 U	0.5 U	0.5 U	0.5 U	0.5 U
1,3-Dichlorobenzene	ug/L	0.5 U	0.5 U	0.5 U	0.5 U	0.5 U	0.5 U	0.5 U
1,4-Dichlorobenzene	ug/L	0.5 U	0.5 U	0.5 U	0.5 U	0.5 U	0.5 U	0.5 U
n-Butylbenzene	ug/L	0.5 U	0.5 U	0.5 U	0.5 U	0.5 U	0.5 U	0.5 U
1,2-Dichlorobenzene	ug/L	0.5 U	0.5 U	0.5 U	0.5 U	0.5 U	0.5 U	0.5 U
1,2-Dibromo-3-Chloropropan	ug/L	0.5 U	0.5 U	0.5 U	0.5 U	0.5 U	0.5 U	0.5 U
1,2,4-Trichlorobenzene	ug/L	0.5 U	0.5 U	0.5 U	0.5 U	0.5 U	0.5 U	0.5 U
Hexachlorobutadiene	ug/L	0.5 U	0.5 U	0.5 U	0.5 U	0.5 U	0.5 U	0.5 U
Naphthalene	ug/L	0.5 U	0.5 U	0.5 U	0.5 U	0.5 U	0.5 U	0.5 U
1,2,3-Trichlorobenzene	ug/L	0.5 U	0.5 U	0.5 U	0.5 U	0.5 U	0.5 U	0.5 U

Table 2
Ash Landfill
1998 First Quarter Groundwater Monitoring
Validated Volatile Organic Analyses Results (Method 524.2)

	SAMPLE ID	AL159	AL142	AL146	AL148	AL149	AL151	AL153
	WELL ID	MW36(R)	MW40	MW45	MW47	MW48	MW56	MW59
	MATRIX	WATER	WATER	WATER	WATER	WATER	WATER	WATER
	SAMPLE DATE	3/26/98	3/24/98	3/28/98	3/25/98	3/28/98	3/26/98	3/24/98
	SDG NO.	68675	68675	68675	68675	68675	68675	68675
COMPOUND	**UNITS**							
Dichlorodifluromethane	ug/L	0.5 U	0.5 U	0.5 U	0.5 U	0.5 U	0.5 U	0.5 U
Chloromethane	ug/L	0.5 U	0.5 U	0.5 U	0.5 U	0.5 U	0.5 U	0.5 U
Vinyl Chloride	ug/L	0.5 U	0.5 U	0.5 U	0.5 U	0.5 U	0.5 U	0.5 U
Bromomethane	ug/L	0.5 U	0.5 U	0.5 U	0.5 U	0.5 U	0.5 U	0.5 U
Chloroethane	ug/L	0.5 U	0.5 U	0.5 U	0.5 U	0.5 U	0.5 U	0.5 U
Trichlorofluoromethane	ug/L	0.5 U	0.5 U	0.5 U	0.5 U	0.5 U	0.5 U	0.5 U
Acetone	ug/L	5 U	5 U	5 U	5 U	5 U	5 U	5 U
1,1-Dichloroethene	ug/L	0.5 U	0.5 U	0.5 U	0.5 U	0.5 U	0.5 U	0.5 U
trans-1,2-Dichloroethene	ug/L	0.5 U	0.5 U	0.5 U	0.5 U	0.5 U	0.5 U	0.5 U
Carbon Disulfide	ug/L	0.5 U	0.5 U	0.5 U	0.5 U	0.5 U	0.5 U	0.5 U
Methylene Chloride	ug/L	0.5 U	0.5 U	0.5 U	0.5 U	0.5 U	0.5 U	0.5 U
Methyl-t-Butyl-Ether	ug/L	0.5 U	0.5 U	0.5 U	0.5 U	0.5 U	0.5 U	0.5 U
1,1-Dichloroethane	ug/L	0.5 U	0.5 U	0.5 U	0.5 U	0.5 U	0.5 U	0.5 U
cis-1,2-Dichloroethene	ug/L	0.5 U	0.5 U	0.5 U	0.5 U	0.5 U	*0.68*	0.5 U
2-Butanone	ug/L	5 U	5 U	5 U	5 U	5 U	5 U	5 U
2,2-Dichloropropane	ug/L	0.5 U	0.5 U	0.5 U	0.5 U	0.5 U	0.5 U	0.5 U
Chloroform	ug/L	0.5 U	0.5 U	0.5 U	0.5 U	0.5 U	0.5 U	0.5 U
Bromochloromethane	ug/L	0.5 U	0.5 U	0.5 U	0.5 U	0.5 U	0.5 U	0.5 U
1,1,1-Trichloroethane	ug/L	0.5 U	0.5 U	0.5 U	0.5 U	0.5 U	0.5 U	0.5 U
1,1-Dichloropropene	ug/L	0.5 U	0.5 U	0.5 U	0.5 U	0.5 U	0.5 U	0.5 U
Carbon Tetrachloride	ug/L	0.5 U	0.5 U	0.5 U	0.5 U	0.5 U	0.5 U	0.5 U
1,2-Dichloroethane	ug/L	0.5 U	0.5 U	0.5 U	0.5 U	0.5 U	0.5 U	0.5 U
Benzene	ug/L	0.5 U	0.5 U	0.5 U	0.5 U	0.5 U	0.5 U	0.5 U
Trichloroethene	ug/L	0.5 U	0.5 U	0.5 U	0.5 U	0.5 U	0.5 U	0.5 U
1,2-Dichloroctopane	ug/L	0.5 U	0.5 U	0.5 U	0.5 U	0.5 U	0.5 U	0.5 U
Bromodichloromethane	ug/L	0.5 U	0.5 U	0.5 U	0.5 U	0.5 U	0.5 U	0.5 U
Dibromomethane	ug/L	0.5 U	0.5 U	0.5 U	0.5 U	0.5 U	0.5 U	0.5 U
4-Methyl-2-Pentanone	ug/L	5 U	5 U	5 U	5 U	5 U	5 U	5 U
cis-1,3-Dichloropropene	ug/L	0.5 U	0.5 U	0.5 U	0.5 U	0.5 U	0.5 U	0.5 U
Toluene	ug/L	0.5 U	0.5 U	0.5 U	0.5 U	0.5 U	0.5 U	0.5 U
trans-1,3-Dichloropropene	ug/L	0.5 U	0.5 U	0.79	0.5 U	0.5 U	0.5 U	0.5 U
1,1,2-Trichloroethane	ug/L	0.5 U	0.5 U	0.5 U	0.5 U	0.5 U	0.5 U	0.5 U
2-Hexanone	ug/L	5 U	5 U	5 U	5 U	5 U	5 U	5 U
1,3 - Dichloropropene	ug/L	0.5 U	0.5 U	0.5 U	0.5 U	0.5 U	0.5 U	0.5 U
Tetrachloroethene	ug/L	0.5 U	0.5 U	0.5 U	0.5 U	0.5 U	0.5 U	0.5 U
1,4-Dioxane	ug/L	50 U	50 U	50 UJ	50 U	50 UJ	50 U	50 U
Tetrahydrofuran	ug/L	50 U	50 U	50 U	50 U	50 U	50 U	50 U
Dibromochloromethane	ug/L	0.5 U	0.5 U	0.5 U	0.5 U	0.5 U	0.5 U	0.5 U
1,2-Dibromoethane	ug/L	0.5 U	0.5 U	0.5 U	0.5 U	0.5 U	0.5 U	0.5 U
Chlorobenzene	ug/L	0.5 U	0.5 U	0.5 U	0.5 U	0.5 U	0.5 U	0.5 U
1,1,1,2-Tetrachloroethane	ug/L	0.5 U	0.5 U	0.5 U	0.5 U	0.5 U	0.5 U	0.5 U
Ethylbenzene	ug/L	0.5 U	0.5 U	0.5 U	0.5 U	0.5 U	0.5 U	0.5 U
Xylene (total)	ug/L	0.5 U	0.5 U	0.5 U	0.5 U	0.5 U	0.5 U	0.5 U
Styrene	ug/L	0.5 U	0.5 U	0.5 U	0.5 U	0.5 U	0.5 U	0.5 U
Bromoform	ug/L	0.5 U	0.5 U	0.5 U	0.5 U	0.5 U	0.5 U	0.5 U
Isopropylbenzene	ug/L	0.5 U	0.5 U	0.5 U	0.5 U	0.5 U	0.5 U	0.5 U
1,1,2,2-Tetrachloroethane	ug/L	0.5 U	0.5 U	0.5 U	0.5 U	0.5 U	0.5 U	0.5 U
1,2,3-Trichloropropane	ug/L	0.5 U	0.5 U	0.5 U	0.5 U	0.5 U	0.5 U	0.5 U
Bromobenzene	ug/L	0.5 U	0.5 U	0.5 U	0.5 U	0.5 U	0.5 U	0.5 U
n-Propylbenzene	ug/L	0.5 U	0.5 U	0.5 U	0.5 U	0.5 U	0.5 U	0.5 U
2-Chlorotoluene	ug/L	0.5 U	0.5 U	0.5 U	0.5 U	0.5 U	0.5 U	0.5 U
1,3,5-Trimethylbenzene	ug/L	0.5 U	0.5 U	0.5 U	0.5 U	0.5 U	0.5 U	0.5 U
4-Chlorotoluene	ug/L	0.5 U	0.5 U	0.5 U	0.5 U	0.5 U	0.5 U	0.5 U
tert-Butylbenzene	ug/L	0.5 U	0.5 U	0.5 U	0.5 U	0.5 U	0.5 U	0.5 U
1,2,4-Trimethylbenzene	ug/L	0.5 U	0.5 U	0.5 U	0.5 U	0.5 U	0.5 U	0.5 U
sec-Butylbenzene	ug/L	0.5 U	0.5 U	0.5 U	0.5 U	0.5 U	0.5 U	0.5 U
p-Isopropyltoluene	ug/L	0.5 U	0.5 U	0.5 U	0.5 U	0.5 U	0.5 U	0.5 U
1,3-Dichlorobenzene	ug/L	0.5 U	0.5 U	0.5 U	0.5 U	0.5 U	0.5 U	0.5 U
1,4-Dichlorobenzene	ug/L	0.5 U	0.5 U	0.5 U	0.5 U	0.5 U	0.5 U	0.5 U
n-Butylbenzene	ug/L	0.5 U	0.5 U	0.5 U	0.5 U	0.5 U	0.5 U	0.5 U
1,2-Dichlorobenzene	ug/L	0.5 U	0.5 U	0.5 U	0.5 U	0.5 U	0.5 U	0.5 U
1,2-Dibromo-3-Chloropropan	ug/L	0.5 U	0.5 U	0.5 U	0.5 U	0.5 U	0.5 U	0.5 U
1,2,4-Trichlorobenzene	ug/L	0.5 U	0.5 U	0.5 U	0.5 U	0.5 U	0.5 U	0.5 U
Hexachlorobutadiene	ug/L	0.5 U	0.5 U	0.5 U	0.5 U	0.5 U	0.5 U	0.5 U
Naphthalene	ug/L	0.5 U	0.5 U	0.5 U	0.5 U	0.5 U	0.5 U	0.5 U
1,2,3-Trichlorobenzene	ug/L	0.5 U	0.5 U	0.5 U	0.5 U	0.5 U	0.5 U	0.5 U

Table 2
Ash Landfill
1998 First Quarter Groundwater Monitoring
Validated Volatile Organic Analyses Results (Method 524.2)

	SAMPLE ID	AL154	AL155	AL138
	WELL ID	MW60	PT11	PT19
	MATRIX	WATER	WATER	WATER
	SAMPLE DATE	3/24/98	3/25/98	3/27/98
	SDG NO.	68675	68675	68675
COMPOUND	**UNITS**			
Dichlorodiflurometh ane	ug/L	0.5 U	0.5 U	0.5 U
Chloromethane	ug/L	0.5 U	0.5 U	0.5 U
Vinyl Chloride	ug/L	0.5 U	0.5 U	0.5 U
Bromomethane	ug/L	0.5 U	0.5 U	0.5 U
Chloroethane	ug/L	0.5 U	0.5 U	0.5 U
Trichlorofluoromethane	ug/L	0.5 U	0.5 U	0.5 U
Acetone	ug/L	5 U	*17*	5 U
1,1-Dichloroethene	ug/L	0.5 U	0.5 U	0.5 U
trans-1,2-Dichloroethene	ug/L	0.5 U	0.5 U	0.5 U
Carbon Disulfide	ug/L	0.5 U	0.5 U	0.5 U
Methylene Chloride	ug/L	0.5 U	0.5 U	0.5 U
Methyl-t-Butyl-Ether	ug/L	0.5 U	0.5 U	0.5 U
1,1-Dichloroethane	ug/L	0.5 U	0.5 U	0.5 U
cis-1,2-Dichloroethene	ug/L	0.5 U	0.5 U	0.5 U
2-Butanone	ug/L	5 U	5 U	5 U
2,2-Dichloropropane	ug/L	0.5 U	0.5 U	0.5 U
Chloroform	ug/L	0.5 U	0.5 U	0.5 U
Bromochloromethane	ug/L	0.5 U	0.5 U	0.5 U
1,1,1-Trichloroethane	ug/L	0.5 U	0.5 U	0.5 U
1,1-Dichloropropene	ug/L	0.5 U	0.5 U	0.5 U
Carbon Tetrachloride	ug/L	0.5 U	0.5 U	0.5 U
1,2-Dichloroethane	ug/L	0.5 U	0.5 U	0.5 U
Benzene	ug/L	0.5 U	0.5 U	0.5 U
Trichloroethene	ug/L	0.5 U	0.5 U	0.5 U
1,2-Dichloroctopane	ug/L	0.5 U	0.5 U	0.5 U
Bromodichloromethane	ug/L	0.5 U	0.5 U	0.5 U
Dibromomethane	ug/L	0.5 U	0.5 U	0.5 U
4-Methyl-2-Pentanone	ug/L	5 U	5 U	5 U
cis-1,3-Dichloropropene	ug/L	0.5 U	0.5 U	0.5 U
Toluene	ug/L	0.5 U	0.5 U	0.5 U
trans-1,3-Dichloropropene	ug/L	0.5 U	0.5 U	0.5 U
1,1,2-Trichloroethane	ug/L	0.5 U	0.5 U	0.5 U
2-Hexanone	ug/L	5 U	5 U	5 U
1,3 - Dichloropropene	ug/L	0.5 U	0.5 U	0.5 U
Tetrachloroethene	ug/L	0.5 U	0.5 U	0.5 U
1,4-Dioxane	ug/L	50 U	50 U	50 U
Tetrahydrofuran	ug/L	50 U	50 U	50 U
Dibromochloromethane	ug/L	0.5 U	0.5 U	0.5 U
1,2-Dibromoethane	ug/L	0.5 U	0.5 U	0.5 U
Chlorobenzene	ug/L	0.5 U	0.5 U	0.5 U
1,1,1,2-Tetrachloroethane	ug/L	0.5 U	0.5 U	0.5 U
Ethylbenzene	ug/L	0.5 U	0.5 U	0.5 U
Xylene (total)	ug/L	0.5 U	0.5 U	0.5 U
Styrene	ug/L	0.5 U	0.5 U	0.5 U
Bromoform	ug/L	0.5 U	0.5 U	0.5 U
Isopropylbenzene	ug/L	0.5 U	0.5 U	0.5 U
1,1,2,2-Tetrachloroethane	ug/L	0.5 U	0.5 U	0.5 U
1,2,3-Trichloropropane	ug/L	0.5 U	0.5 U	0.5 U
Bromobenzene	ug/L	0.5 U	0.5 U	0.5 U
n-Propylbenzene	ug/L	0.5 U	0.5 U	0.5 U
2-Chlorotoluene	ug/L	0.5 U	0.5 U	0.5 U
1,3,5-Trimethylbenzene	ug/L	0.5 U	0.5 U	0.5 U
4-Chlorotoluene	ug/L	0.5 U	0.5 U	0.5 U
tert-Butylbenzene	ug/L	0.5 U	0.5 U	0.5 U
1,2,4-Trimethylbenzene	ug/L	0.5 U	0.5 U	0.5 U
sec-Butylbenzene	ug/L	0.5 U	0.5 U	0.5 U
p-Isopropyltoluene	ug/L	0.5 U	0.5 U	0.5 U
1,3-Dichlorobenzene	ug/L	0.5 U	0.5 U	0.5 U
1,4-Dichlorobenzene	ug/L	0.5 U	0.5 U	0.5 U
n-Butylbenzene	ug/L	0.5 U	0.5 U	0.5 U
1,2-Dichlorobenzene	ug/L	0.5 U	0.5 U	0.5 U
1,2-Dibromo-3-Chloropropan	ug/L	0.5 U	0.5 U	0.5 U
1,2,4-Trichlorobenzene	ug/L	0.5 U	0.5 U	0.5 U
Hexachlorobutadiene	ug/L	0.5 U	0.5 U	0.5 U
Naphthalene	ug/L	0.5 U	0.5 U	0.5 U
1,2,3-Trichlorobenzene	ug/L	0.5 U	0.5 U	0.5 U

Data Qualifiers:

U Compound Not Detected At Instrument Detection Limit

J Concentration Estimated

R Data Rejected Because of QA/QC exceedences or Sample Contamination

Table 3
Ash Landfill
1998 First Quarter Groundwater Monitoring
Validated TCL Volatile Organic Analysis Results

	WELL ID	PT-12A	MW-29	MW-29	MW-29 (R)	MW-44A	MW-46	PT-18	PT-21A
	SAMPLE ID	AL156	AL139	AL160	AL161	AL 145	AL147	AL135	AL133
	MATRIX	WATER	WATER	WATER	WATER	WATER	WATER	WATER	WATER
	SAMPLE DATE	3/28/98	3/28/98	3/28/98	3/28/98	3/29/98	3/28/98	3/29/98	3/28/98
	LAB ID	355000	355013	355015	355006R1	355011	355009	355007	355002
	SDG NUMBER	68755	68755	68755	68755	68755	68755	68755	68755
				Duplicate					
COMPOUND	**UNITS**								
Chloromethane	ug/L	49 UJ	3 UJ	3 UJ	1 U	15 UJ	1 UJ	5 UJ	1 UJ
Bromomethane	ug/L	49 U	3 U	3 U	1 U	15 U	1 U	5 U	1 U
Vinyl Chloride	ug/L	***15 J***	3 U	3 U	1 U	***71***	***0.3 J***	5 U	1 U
Chloroethane	ug/L	49 U	3 U	3 U	1 U	15 U	1 U	5 U	1 U
Methylene Chloride	ug/L	98 U	6 U	6 U	2 U	29 U	2 U	10 U	2 U
Acetone	ug/L	240 U	15 U	15 U	5 U	73 U	5 U	26 U	5 U
Carbon Disulfide	ug/L	170 U	3 U	3 U	1 U	15 U	1 U	5 U	1 U
1,1-Dichloroethene	ug/L	170 U	3 U	3 U	1 U	15 U	1 U	5 U	1 U
1,1-Dichloroethane	ug/L	170 U	3 U	3 U	1 U	***4 J***	1 U	5 U	1 U
1,2-Dichloroethene (total)	ug/L	***1300***	***70***	***72***	1 U	***360***	***63 J***	***3 J***	***3***
Chloroform	ug/L	49 U	3 U	3 U	1 U	15 U	1 U	***2 J***	1 U
1,2-Dichloroethane	ug/L	49 U	3 U	3 U	1 U	15 U	1 U	5 U	1 U
2-Butanone	ug/L	240 U	15 U	15 U	5 U	73 U	5 U	26 U	5 U
1,1,1-Trichloroethane	ug/L	49 U	***0.9 J***	***0.9 J***	1 U	15 U	1 U	5 U	1 U
Carbon Tetrachloride	ug/L	49 U	3 U	3 U	1 U	15 U	1 U	5 U	1 U
Bromodichloromethane	ug/L	49 U	3 U	3 U	1 U	15 U	1 U	5 U	1 U
1,2-Dichloropropane	ug/L	49 U	3 U	3 U	1 U	15 U	1 U	5 U	1 U
cis-1,3-Dichloropropene	ug/L	49 U	3 U	3 U	1 U	15 U	1 U	5 U	1 U
Trichloroethene	ug/L	***920***	***2 J***	***2 J***	1 U	***13 J***	***34 J***	***130***	***0.5 J***
Dibromochloromethane	ug/L	49 U	3 U	3 U	1 U	15 U	1 U	5 U	1 U
1,1,2-Trichloroethane	ug/L	49 U	3 U	3 U	1 U	15 U	1 U	5 U	1 U
Benzene	ug/L	49 U	3 U	3 U	1 U	15 U	1 U	5 U	1 U
trans-1,3-Dichloropropene	ug/L	49 U	3 U	3 U	1 U	15 U	1 U	5 U	1 U
Bromoform	ug/L	49 U	3 U	3 U	1 U	15 U	1 U	5 U	1 U
4-Methyl-2-Pentanone	ug/L	240 U	15 U	15 U	5 U	73 U	5 U	26 U	5 U
2-Hexanone	ug/L	240 UJ	15 UJ	15 UJ	5 U	73 UJ	5 UJ	26 UJ	5 UJ
Tetrachloroethene	ug/L	49 U	3 U	3 U	1 U	15 U	1 U	5 U	1 U
1,1,2,2-Tetrachloroethane	ug/L	49 U	3 U	3 U	1 U	15 U	1 U	5 U	1 U
Toluene	ug/L	49 U	3 U	3 U	1 U	15 U	***0.2 J***	5 U	1 U
Chlorobenzene	ug/L	49 U	3 U	3 U	1 U	15 U	1 U	5 U	1 U
Ethylbenzene	ug/L	49 U	3 U	3 U	1 U	15 U	1 U	5 U	1 U
Styrene	ug/L	49 U	3 U	3 U	1 U	15 U	1 U	5 U	1 U
Xylene (total)	ug/L	49 U	3 U	3 U	1 U	15 U	1 U	5 U	1 U

U - Compound not detected at instrument detection limit
J - Concentration estimated due to QA/QC exceedences

Table 4
Ash Landfill
1998 First Quarter Groundwater Monitoring
Validated Metals Analytical Results

WELL ID		PT-18	PT-21A	PT-26	MW-29	MW-29	MW-29	MW-43	MW-44A
ES ID		AL135	AL133	AL137	AL139	AL160	AL161	AL144	AL145
MATRIX		WATER	WATER	WATER	WATER	WATER	WATER	WATER	WATER
SAMPLE DATE		3/30/98	3/28/98	3/25/98	03/29/98	3/29/98	3/29/98	3/27/98	3/29/98
LAB ID		355007	355002	354881	355013	355015	355006	354934	35501
SDG NO.		68755	68755	68675	68755	68755	68755	68675	6867
						Duplicate	Rinsate		
COMPOUND	**UNITS**								
Aluminimum	ug/l	31.2	131	452	362	224	52.1	47.7	51.
Antimony	ug/l	10.7 U	10.7	11.6	10.7 U	10.7 U	14.6	10.7 U	10.
Arsenic	ug/l	5 U	5	6.7	5 U	5 U	7.3	5 U	5.
Barium	ug/l	39.6	65.1	80.7	52.2 B	53.3	7.6 U	28.5	58.
Beryllium	ug/l	0.3 U	0.31	0.3 U	0.3 U	0.3 U	0.3 U	0.3 U	0.3
Cadmium	ug/l	0.7 U	0.7	0.7 U	0.7 U	0.7 U	1.2	0.7 U	0.
Calcium	ug/l	161000	176000	110000	138000	147000	190 U	98500	44900
Chromium	ug/l	2.4	7.8	9.9	2 U	4.1	4.1	2 U	11.
Cobalt	ug/l	3.7 U	3.7	3.7 U	3.7 U	3.7 U	3.7 U	3.7 U	3.
Copper	ug/l	8.3	7.7	9.2	3.4 U	5.6	6.6	3.4 U	11.
Iron	ug/l	186	582	786	378	363	84.4	115	46
Lead	ug/l	2.6 U	2.6	2.6 U	2.6 U	2.6 U	2.6 U	2.6 U	2.
Magnesium	ug/l	21900	39900	42500	168000	18400	197 U	9310	10400
Manganese	ug/l	7.7	317	5.8	10.6	2.1	1.4	2.6	49
Mercury	ug/l	0.1 U	0.1	0.1 U	0.1 U	0.1 U	0.1 U	0.1 U	0.
Nickel	ug/l	3.5 U	3.5	3.5 U	3.5 U	7 U	4.5	3.5 U	3.
Potassium	ug/l	4120	12600	1960	802	871	239	393	3280
Selenium	ug/l	3.1 UJ	3.1	4.1 J	3.1 UJ	3.1 UJ	3.1 UJ	3.4 UJ	4.
Silver	ug/l	2.6 U	3.2	5.6	2.6 U	2.6 U	6.5	2.6 U	3.
Sodium	ug/l	20300	39500	28200	16600	19600	1920	9430	8920
Thallium	ug/l	6.7 UJ	7 J	7.5 J	6.7 UJ	6.7 UJ	6.7 UJ	5.7 UJ	6.
Vanadium	ug/l	5.2 U	5.2	8.1	5.2 U	5.2 U	6.6	5.2 U	7.
Zinc	ug/l	741	9.5	4.8	5.8	1.9 U	42.6	2.6	7.
Cyanide	ug/l	5 U	5	5 U	5 U	5 U	5 U	5 U	

Table 4
Ash Landfill
1998 First Quarter Groundwater Monitoring
Validated Metals Analytical Results

WELL ID		MW-45	MW-46	MW-47	MW-48	MW-52D	MW-53	MW-56	MW-57D	MW
ES ID		AL146	AL147	AL148	AL149	AL157	AL150	AL151	AL153	A
MATRIX		WATER	WATER	WATER	WATER	WATER	WATER	WATER	WATER	WA
SAMPLE DATE		03/29/98	3/28/98	3/25/98	3/28/98	3/26/98	3/27/98	3/27/98	3/26/98	3/2
LAB ID		354979	355009	354883	354981	354930	354933	354925	354924	35
SDG NO.		68675	68755	68675	68675	68675	68675	68675	68675	6
MPOUND	**UNITS**									
Aluminimum	ug/l	81.2	104	244	113	13400	101	794	698	
Antimony	ug/l	10.7 U	10.7 U	10.7 U	10.7 U	13.6	10.7 U	10.7 U	17.9	
Arsenic	ug/l	5 U	5 U	5 U	5 U	6.6	5 U	5 U	6.6	
Barium	ug/l	42.9	57	38.4	27.2	176	50.8	38.7	59.1	
Beryllium	ug/l	0.3 U	0.3 U	0.3 U	0.3 U	0.78	0.3 U	0.3 U	0.3 U	
Cadmium	ug/l	0.7 U	0.7 U	0.7 U	0.7 U	0.7 U	0.7 U	0.7 U	0.7 U	
Calcium	ug/l	104000	155000	101000	80000	12600	131000	102000	2540	
Chromium	ug/l	2 U	3.3	5.2	2 U	13 U	3.1	6.5	5.3	
Cobalt	ug/l	3.7 U	3.7 U	3.7 U	3.7 U	5.2	3.7 U	3.7 U	3.7 U	
Copper	ug/l	3.4 U	4.7	6.8	3.4 U	10.3	4.4	6.1	6.5	
Iron	ug/l	166	284	527	205	9880	248	1100	799	
Lead	ug/l	2.6 U	2.6 U	2.6 U	2.6 U	6.1 U	2.6 U	2.6 U	2.6 U	
Magnesium	ug/l	12300	19000	11600	10000	5450	17000	12300	670	
Manganese	ug/l	0.8 U	23.2	14.7	0.8 U	130	0.8 U	14. 3	14.5	
Mercury	ug/l	0.1 U	0.1 U	0.1 U	0.1 U	0.1 U	0.1 U	0.1 U	0.1 U	
Nickel	ug/l	3.5 U	3.5 U	3.5 U	3.5 U	13.3	3.7	3.5 U	4.8	
Potassium	ug/l	721	1000	940	1120	4010	1110	1050	1550	
Selenium	ug/l	3.1 UJ	3.1 UJ	5.4 J	3.1 UJ	3.1 UJ	3.1 UJ	3.1 UJ	3.1 UJ	
Silver	ug/l	2.6 U	2.6 U	3.1	2.6 U	3.8	2.6 U	2.6 U	6	
Sodium	ug/l	10400	13800	12800	7680	101000	22300	12900	137000	12
Thallium	ug/l	5.7 UJ	6.7 UJ	5.7 UJ	5.7 UJ	5.7 UJ	5.7 UJ	5.7 UJ	6.1 J	
Vanadium	ug/l	5.2 U	5.2 U	5.5	5.2 U	16.1	5.2 U	6.8	8.6	
Zinc	ug/l	6.1	4.6	4.2	1.9 U	29	2.1	6.8	5.9	
Cyanide	ug/l	5 U	5 U	5 U	5 U	5 U	5 U	5 U	5 U	

Table 5
Ash Landfill
1998 First Quarter Groundwater Monitoring
Indicator Parameters

Well ID	pH (units)	Spec. Cond. (umhos/cm)	Redox Pot. (mV)	DO (mg/l)	Fe+2 (mg/l)	Methane (mg/l)	Ethane (mg/l)	Ethene (mg/l)	DOC (mg/l)	Nitrate/Nitrite (mg/l)	Tot. Alkalinity (mg/l CaCO3)	Sulfate (mg/l)	Chloride (mg/l)
PT-11	6.85	981	301	4.37	0.01	0.0027	<0.0021	<0.0025	2.7	0.17	300	144	23.7
PT-12A	6.69	1530	423	1.67	0.04	0.0032	<0.0021	<0.0025	2.4	0.18	334	458	115
PT-18	6.56	807	343	0.4	0.01	0.058	<0.0021	<0.0025	4.3	0.14	368	140	10.9
PT-19	6.56	423	148	0.1	0.8	0.086	<0.0021	<0.0025	3	0.25	208	24.3	13.5
PT-21A	6.95	1095	241	0.58	0.1	0.0082	<0.0021	<0.0025	1.8	0.63	244	218	117
PT-24	6.7	664	358	5.82	0	<0.0012	<0.0021	<0.0025	1.8	0.78	254	128	22.1
PT-26	6.73	795	404	6.67	na	na	na	na	na	na	na	na	na
MW-27	7.05	552	314	7.13	0.22	<0.0012	<0.0021	<0.0025	2.8	2.18	258	70.2	18.9
MW-29	6.56	699	343	7.39	0.02	<0.0012	<0.0021	<0.0025	1.9	0.69	308	119	13.5
MW-29DUP	na	na	na	na	0.02	<0.0012	<0.0021	<0.0025	2.2	0.71	310	121	14.3
MW-30	6.82	494	294	4	0.06	<0.0012	<0.0021	<0.0025	1.9	0.11	240	45.7	16.9
MW-36	6.84	672	311	0.54	0.02	<0.0012	<0.0021	<0.0025	1.5	1.91	260	56.3	18.2
MW-40	6.89	583	288	2.46	0.02	<0.0012	<0.0021	<0.0025	1.8	0.06	246	69.9	7.9
MW-43	6.8	473	295	0.37	na	na	na	na	na	na	na	na	na
MW-44A	6.95	2700	400	1.9	0.02	0.0034	<0.0021	<0.0025	7.3	0.09	202	841	414
MW-45	6.69	516	423	2.09	0.04	<0.0012	<0.0021	<0.0025	1.7	0.03	264	39.4	11.3
MW-46	6.66	748	196	0.22	0.05	0.0047	<0.0021	<0.0025	2.6	<0.01	276	144	31.7
MW-47	6.75	526	318	1.79	0.04	<0.0012	<0.0021	<0.0025	1.9	0.49	230	49	18.4
MW-48	6.93	389	288	0.71	0.02	<0.0012	<0.0021	<0.0025	2.5	0.04	198	31.2	7.6
MW-52D	8.47	480	211	0.79	na	na	na	na	na	na	na	na	na
MW-53	6.56	679	334	6.37	na	na	na	na	na	na	na	na	na
MW-56	6.73	584	305	1.92	0.13	<0.0012	<0.0021	<0.0025	1.7	1.39	246	61.3	18.4
MW-57D	8.81	591	181	0.18	na	na	na	na	na	na	na	na	na
MW-58D	8.94	614	86	0.15	na	na	na	na	na	na	na	na	na
MW-59	6.47	2000	299	0.52	0.03	<0.0012	<0.0021	<0.0025	4.5	0.73	516	172	23.9
MW-60	4.37	519	285	0.12	0.01	<0.0012	<0.0021	<0.0025	1.8	0.02	220	29	19.8
FH-S	na	na	na	na	na	na	na	na	na	na	na	na	na
FH-D	na	na	na	na	na	na	na	na	na	na	na	na	na
BN-S	na	na	na	na	na	na	na	na	na	na	na	na	na

na - not analyzed

FIGURES

Figure 1 Ash Landfill Groundwater Elevation Map

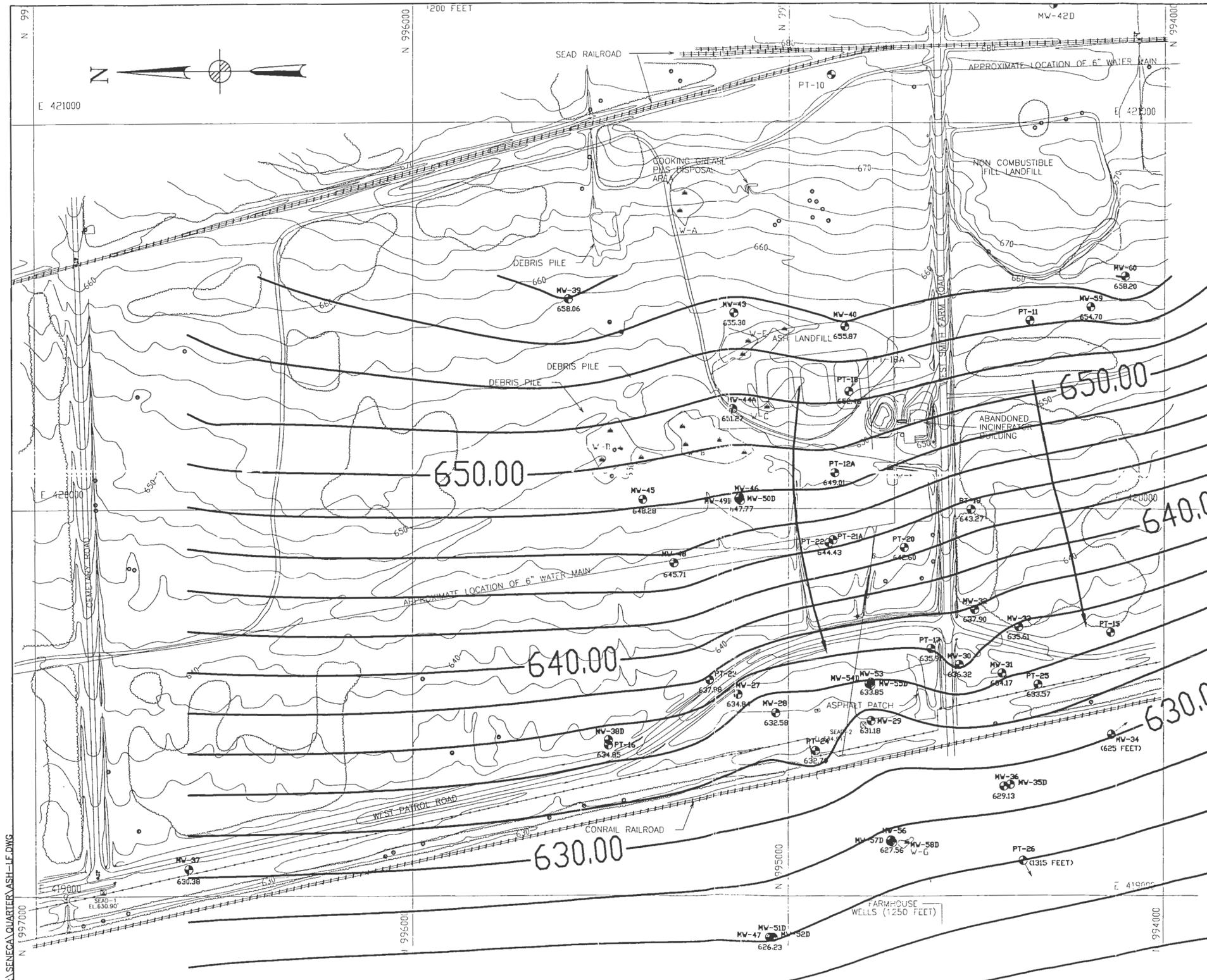

LEGEND:

- PAVED ROAD
- DIRT ROAD
- 650 — GROUND CONTOUR AND ELEVATION
- TREE
- W-B — WETLAND & DESIGNATION
- APPROXIMATE EXTENT OF FILL
- OUTLINE OF FORMER TRASH PITS (IDENTIFIED FROM AERIAL PHOTO)
- APPROXIMATE EXTENT OF DEBRIS PILE
- BRUSH
- CHAIN LINK FENCE
- UTILITY POLE
- APPROXIMATE LOCATION OF FIRE HYDRANT
- FUEL OR UNDERGROUND STORAGE TANK
- SEAD-1 EL.630.90' — SURVEY MONUMENT
- 655.30 WM-43 — MONITORING WELL, DESIGNATION AND WATER TABLE ELEVATION
- 650.00 — GROUNDWATER ELEVATION CONTOUR
- GROUNDWATER FLOW DIRECTION

NOTE:
GROUNDWATER ELEVATION DATA COLLECTED MARCH 23, 1998

-250' 0 250'

SCALE: 1" = 250'

PARSONS

PARSONS ENGINEERING SCIENCE, INC.

CLIENT/PROJECT TITLE

SENECA ARMY DEPOT ACTIVITY
GROUNDWATER MONITORING PROGRAM
ASH LANDFILL – FIRST QUARTER 1998

DEPT.	Dwg No.
ENVIROMENTAL ENGINEERING	730769-01005

FIGURE No. 1
GROUNDWATER CONTOUR MAP FOR THE TILL/WEATHERED SHALE AQUIFER

SCALE	DATE	REV
AS NOTED	APRIL 1998	0

R:\SENECA\QUARTER\ASH-LF.DWG

APPENDIX A

FIELD DATA

1. Groundwater Sampling Field Notes
2. Chain-of-Custody Forms

1. Groundwater Sampling Field Notes

SAMPLING RECORD - GROUNDWATER

PARSONS ENGINEERING - SCIENCE, INC.	CLIENT: USACOE	WELL #: ~~MW~~ PT-11
PROJECT: 1st Quarterly Monitoring - 1998		DATE: 3/24/98
SWMU # (AREA) Ash Landfill		INSPECTORS: KKS
SOP NO.: 17		PUMP #: N/A

WEATHER / FIELD CONDITIONS CHECKLIST (RECORD MAJOR CHANGES) — **MONITORING**

DATE	TIME (24 HR)	TEMP (APPRX)	WEATHER (APPRX)	REL. HUMIDITY (GEN)	WIND DIRECTION (0 - 360)	GROUND / SITE SURFACE CONDITIONS	INSTRUMENT	READING (UNITS)
3/24/98	0930	25 °F	Sunny			muddy	OVM-580	PPM (Isobut.)

WELL DIAMETER FACTORS

DIAMETER (INCHES):	1	1.5	2	3	4	5	6	7	8	9	10
GALLONS / FOOT:	0.041	0.092	0.163	0.367	0.654	1.02	1.47	2.00	2.61	3.30	5.87

STANDING WATER VOLUME = WELL DIAMETER FACTOR * WATER COLUMN

HISTORIC DATA	DEPTH POW (TOC)	DEPTH TOP OF SCREEN	WELL DEV. TURBIDITY	WELL DEV. pH	WELL DEV. SPEC. COND
	19.52	N/A			

DATA COLLECTED AT WELL SITE	PID READING (OPENING WELL)	STATIC WATER LEVEL	CALCULATED STANDING WATER VOL. (GAL)	DEPTH TO PUMP INTAKE ~~DEPTH TOC - 0.5~~	PUMPING START TIME
	Ø	4.20	2.5	17.5	0940

RADIATION SCREENING DATA	PUMP PRIOR TO SAMPLING (cps)		PUMP AFTER SAMPLING (cps)	

MONITORING DATA COLLECTED DURING PURGING OPERATIONS

DATE	TIME (min)	PUMPING RATE (L/min)	CUMULATIVE VOL (GALLONS)	TEMPERATURE (C)	SPEC. COND (umhos)	pH	Eh	DISSOLVED OXYGEN	TURBIDITY (NTU)
3/24/98	1038	<0.1	2.8	6.09	981	6.85	301	4.37	59.5
			~~Dry well~~	- Sample		3/25/98			
	Pumped Well to near dryness			-					

ver. 04/10/98

h:\ENG\SENECA\FORMS\GWSPL.WK4

SAMPLING RECORD - GROUNDWATER

PARSONS ENGINEERING - SCIENCE, INC.	CLIENT: USACOE	WELL #: ~~MW~~ PT-11

	SAMPLING ORDER	TAL/ TCL	PRESERV.	BOTTLES COUNT/ VOLUME	BOTTLES TYPE	SAMPLE NO.	TIME 3/25/98	CHECKED BY/ DATE
1	VOA-524.2		HCL	3/ 40 ml	VOA	AL155	0915	RICS
~~1A~~	~~-NYSCLP~~		~~HCL~~	~~3/ 40 ml~~	~~VOA~~			
2	Methane/ Ethane/Ethene		HCL	3/ 40ml	VOA			
~~3~~	~~METALS~~		~~HNO3~~	~~1/ 1 L~~	~~HDPE~~			
~~4~~	~~CN~~		~~NAOH~~	~~1/ 1 L~~	~~HDPE~~			
5	DOC (filtered)		H2SO4	2/ 40ml	VOA			
6	ALK./SULF./CHLOR.		NONE	1/ 1 L	HDPE			
7	NITRATE/ NITRITE		H2SO4	1/ 1L	HDPE			
8	FE+2 (field tested)	0.01	mg/l					
9								
10								
11								
12								
13								
14								
15								

QA/QC

BOTTLE COUNTS ARE TRIPLED IF MS/ MSD SAMPLES ARE COLLECTED

QA/QC DUPLICATE SAMPLE COLLECTED? YES (NO)

Duplicate Sample Name: _____

MRD Sample Name: _____

QA/QC rinsate sample name: _____

MATRIX SPIKE sample collected? YES (NO)

INVESTIGATION DERIVED WASTE (IDW):

DATE:	3/24/98			
VOLUME:	2.8 gal			
~~DRUM~~ #, LOCATION:	On Ground			

COMMENTS:

SAMPLING RECORD - GROUNDWATER

PARSONS ENGINEERING - SCIENCE, INC.	CLIENT: USACOE	WELL #: ~~MW~~ PT-12A

PROJECT:	1st Quarterly Monitoring - 1998	DATE:	3/28/98
SWMU # (AREA)	Ash Landfill	INSPECTORS:	KKS
SOP NO.:	17	PUMP #:	N/A

WEATHER / FIELD CONDITIONS CHECKLIST (RECORD MAJOR CHANGES) — **MONITORING**

DATE	TIME (24 HR)	TEMP (APPRX)	WEATHER (APPRX)	REL. HUMIDITY (GEN)	WIND DIRECTION (0 - 360)	GROUND / SITE SURFACE CONDITIONS	INSTRUMENT	READING (UNITS)
							OVM-580	PPM (Isobut.)

WELL DIAMETER FACTORS

DIAMETER (INCHES):	1	1.5	2	3	4	5	6	7	8	9	10
GALLONS / FOOT:	0.041	0.092	0.163	0.367	0.654	1.02	1.47	2.00	2.61	3.30	5.87

STANDING WATER VOLUME = WELL DIAMETER FACTOR * WATER COLUMN

HISTORIC DATA	DEPTH POW (TOC)	DEPTH TOP OF SCREEN	WELL DEV. TURBIDITY	WELL DEV. pH	WELL DEV. SPEC. COND
	12.66	6.0'			

DATA COLLECTED AT WELL SITE	PID READING (OPENING WELL)	STATIC WATER LEVEL	CALCULATED STANDING WATER VOL. (GAL)	DEPTH TO PUMP INTAKE ~~(DEPTH TOS - 2 ft)~~	PUMPING START TIME
	4.7	3.1	1.6	9.0	

RADIATION SCREENING DATA	PUMP PRIOR TO SAMPLING (cps)		PUMP AFTER SAMPLING (cps)	

MONITORING DATA COLLECTED DURING PURGING OPERATIONS

DATE	TIME (min)	PUMPING RATE (L/min)	CUMULATIVE VOL (GALLONS)	TEMPERATURE (C)	SPEC. COND (umhos)	pH	Eh	DISSOLVED OXYGEN	TURBIDITY (NTU)
3/28/98	1558	0.11	1.45	12.36	1530	6.69	423	1.67	0.99

SAMPLING RECORD - GROUNDWATER

PARSONS ENGINEERING - SCIENCE, INC.	CLIENT: USACOE	WELL #: ~~MW~~ PT-12A

SAMPLING ORDER		TAL/ TCL	PRESERV.	BOTTLES COUNT/ VOLUME	BOTTLES TYPE	SAMPLE NO.	TIME 3/28/98	CHECKED BY/ DATE
~~1~~	~~VOA 524.2~~		~~HCL~~	~~3/ 40 ml~~	~~VOA~~			
1A	- NYSCLP		HCL	3/ 40 ml	VOA	AL156	1600	KKS
2	Methane/ Ethane/Ethene		HCL	3/ 40ml	VOA	↓	↓	↓
3	METALS		HNO3	1/ 1 L	HDPE			
4	CN		NAOH	1/ 1 L	HDPE			
5	DOC (filtered)		H2SO4	2/ 40ml	VOA			
6	ALK./SULF./CHLOR.		NONE	1/ 1 L	HDPE			
7	NITRATE/ NITRITE		H2SO4	1/ 1L	HDPE			
8	FE+2 (field tested)	0.04						
9								
10								
11								
12								
13								
14								
15								

QA/QC

BOTTLE COUNTS ARE TRIPLED IF MS/ MSD SAMPLES ARE COLLECTED

QA/QC DUPLICATE SAMPLE COLLECTED? YES (NO)

Duplicate Sample Name: _____

MRD Sample Name: _____

QA/QC rinsate sample name: _____

MATRIX SPIKE sample collected? YES (NO)

INVESTIGATION DERIVED WASTE (IDW):

DATE:	3/28/98			
VOLUME:	1.5 gal			
DRUM #, LOCATION:	ASH-5W			

COMMENTS:

SAMPLING RECORD - GROUNDWATER

PARSONS ENGINEERING - SCIENCE, INC.	CLIENT: USACOE	WELL #: ~~MW~~ PT-18

PROJECT:	1st Quarterly Monitoring - 1998	DATE:	3/29/98
SWMU # (AREA)	Ash Landfill	INSPECTORS:	KKS
SOP NO.:	17	PUMP #:	N/A

WEATHER / FIELD CONDITIONS CHECKLIST (RECORD MAJOR CHANGES) — **MONITORING**

DATE	TIME (24 HR)	TEMP (APPRX)	WEATHER (APPRX)	REL. HUMIDITY (GEN)	WIND DIRECTION (0 - 360)	GROUND / SITE SURFACE CONDITIONS	INSTRUMENT	READING (UNITS)
3/29/98	1230	70's	Sunny			Muddy	OVM-580	PPM (Isobut.)

WELL DIAMETER FACTORS

DIAMETER (INCHES):	1	1.5	2	3	4	5	6	7	8	9	10
GALLONS / FOOT:	0.041	0.092	0.163	0.367	0.654	1.02	1.47	2.00	2.61	3.30	5.87

STANDING WATER VOLUME = WELL DIAMETER FACTOR * WATER COLUMN

HISTORIC DATA	DEPTH POW (TOC)	DEPTH TOP OF SCREEN	WELL DEV. TURBIDITY	WELL DEV. pH	WELL DEV. SPEC. COND
	11.7'	6.7'			

DATA COLLECTED AT WELL SITE	PID READING (OPENING WELL)	STATIC WATER LEVEL	CALCULATED STANDING WATER VOL. (GAL)	DEPTH TO PUMP INTAKE (DEPTH TOS + 2 ft)	PUMPING START TIME
	0	4.5'	1.2 gal	9.0	

RADIATION SCREENING DATA	PUMP PRIOR TO SAMPLING (cps)		PUMP AFTER SAMPLING (cps)	

MONITORING DATA COLLECTED DURING PURGING OPERATIONS

DATE	TIME (min)	PUMPING RATE (L/min)	CUMULATIVE VOL (GALLONS)	TEMPERATURE (C)	SPEC. COND (umhos)	pH	Eh	DISSOLVED OXYGEN	TURBIDITY (NTU)
3/29/98	1259	0.4	2.5	5.9	807	6.56	343	0.40	1.05

SAMPLING RECORD - GROUNDWATER

PARSONS ENGINEERING - SCIENCE, INC.	CLIENT: USACOE	WELL #: ~~MW~~ PT-18

	SAMPLING ORDER	TAL/ TCL	PRESERV.	BOTTLES COUNT/ VOLUME	BOTTLES TYPE	SAMPLE NO.	TIME 3/29/98	CHECKED BY/ DATE
1	VOA-524.2		HCL	3/ 40 ml	VOA	~~AL135~~		
~~1A~~	~~NYSCLP~~		~~HCL~~	~~3/ 40 ml~~	~~VOA~~	AL135	1300	KKS
2	Methane/ Ethane/Ethene		HCL	3/ 40ml	VOA	↓	↓	↓
3	METALS		HNO3	1/ 1 L	HDPE			
4	CN		NAOH	1/ 1 L	HDPE			
5	DOC (filtered)		H2SO4	2/ 40ml	VOA			
6	ALK./SULF./CHLOR.		NONE	1/ 1 L	HDPE			
7	NITRATE/ NITRITE		H2SO4	1/ 1L	HDPE			
8	FE+2 (field tested)	0.01 mg/l						
9								
10								
11								
12								
13								
14								
15								

QA/QC

BOTTLE COUNTS ARE TRIPLED IF MS/ MSD SAMPLES ARE COLLECTED

QA/QC DUPLICATE SAMPLE COLLECTED? YES (NO)

Duplicate Sample Name: _____

MRD Sample Name: _____

QA/QC rinsate sample name: _____

MATRIX SPIKE sample collected? YES (NO)

INVESTIGATION DERIVED WASTE (IDW):

DATE:	3/29/98			
VOLUME:	2.5			
DRUM #, LOCATION:	ASH - 5W			

COMMENTS:

SAMPLING RECORD - GROUNDWATER

PARSONS ENGINEERING - SCIENCE, INC.	CLIENT: USACOE	WELL #: ~~MW~~ PT-19

PROJECT:	1st Quarterly Monitoring - 1998	DATE:	3/27/98
SWMU # (AREA)	Ash Landfill	INSPECTORS:	KKS
SOP NO.:	17	PUMP #:	N/A

WEATHER / FIELD CONDITIONS CHECKLIST (RECORD MAJOR CHANGES)

DATE	TIME (24 HR)	TEMP (APPRX)	WEATHER (APPRX)	REL. HUMIDITY (GEN)	WIND DIRECTION (0 - 360)	GROUND / SITE SURFACE CONDITIONS

MONITORING

INSTRUMENT	READING (UNITS)
OVM-580	PPM (Isobut.)

WELL DIAMETER FACTORS

DIAMETER (INCHES):	1	1.5	2	3	4	5	6	7	8	9	10
GALLONS / FOOT:	0.041	0.092	0.163	0.367	0.654	1.02	1.47	2.00	2.61	3.30	5.87

STANDING WATER VOLUME = WELL DIAMETER FACTOR * WATER COLUMN

HISTORIC DATA	DEPTH POW (TOC)	DEPTH TOP OF SCREEN	WELL DEV. TURBIDITY	WELL DEV. pH	WELL DEV. SPEC. COND
	11.37	6.7'			

DATA COLLECTED AT WELL SITE	PID READING (OPENING WELL)	STATIC WATER LEVEL	CALCULATED STANDING WATER VOL. (GAL)	DEPTH TO PUMP INTAKE (DEPTH TOS + 2 ft)	PUMPING START TIME
	158	1.75'	1.6	9.0	1143

RADIATION SCREENING DATA	PUMP PRIOR TO SAMPLING (cps)		PUMP AFTER SAMPLING (cps)	

MONITORING DATA COLLECTED DURING PURGING OPERATIONS

DATE	TIME (min)	PUMPING RATE (L/min)	CUMULATIVE VOL (GALLONS)	TEMPERATURE (C)	SPEC. COND (umhos)	pH	Eh	DISSOLVED OXYGEN	TURBIDITY (NTU)
3/27/98 ~~1203~~ KKS	1203	0.6	5.0	5.31	423	6.56	148	0.10	3.95

SAMPLING RECORD - GROUNDWATER

PARSONS ENGINEERING - SCIENCE, INC.	CLIENT: USACOE	WELL #: ~~MW~~ PT-19

	SAMPLING ORDER	TAL/ TCL	PRESERV.	BOTTLES COUNT/ VOLUME	BOTTLES TYPE	SAMPLE NO.	TIME 3/27/98	CHECKED BY/ DATE
1	VOA-524.2		HCL	3/ 40 ml	VOA	AL138	1205	
1A	- NYSCLP		HCL	3/ 40 ml	VOA			
2	Methane/ Ethane/Ethene		HCL	3/ 40ml	VOA			
~~3~~	~~METALS~~		HNO3	1/ 1 L	HDPE			
~~4~~	~~CN~~		NAOH	1/ 1 L	HDPE			
5	DOC (filtered)		H2SO4	2/ 40ml	VOA			
6	ALK./SULF./CHLOR.		NONE	1/ 1 L	HDPE			
7	NITRATE/ NITRITE		H2SO4	1/ 1L	HDPE			
8	FE+2 (field tested)	0.80 mg/l						
9								
10								
11								
12								
13								
14								
15								

QA/QC BOTTLE COUNTS ARE TRIPLED IF MS/ MSD SAMPLES ARE COLLECTED

QA/QC DUPLICATE SAMPLE COLLECTED? YES NO

Duplicate Sample Name: _____

MRD Sample Name: _____

QA/QC rinsate sample name: _____

MATRIX SPIKE sample collected? YES NO

INVESTIGATION DERIVED WASTE (IDW):

DATE:	3/27/98			
VOLUME:	5 gal			
DRUM #, LOCATION:	ASH-5W			

COMMENTS: PT-19 has a broken riser at just below Ground Surface. Surface water and debris can enter the well.

SAMPLING RECORD - GROUNDWATER

PARSONS ENGINEERING - SCIENCE, INC.	CLIENT: USACOE	WELL #: MW-21A

PROJECT:	1st Quarterly Monitoring - 1998	DATE:	3/28/98
SWMU # (AREA)	Ash Landfill	INSPECTORS:	KKS
SOP NO.:	17	PUMP #:	N/A

WEATHER / FIELD CONDITIONS CHECKLIST (RECORD MAJOR CHANGES)

DATE	TIME (24 HR)	TEMP (APPRX)	WEATHER (APPRX)	REL. HUMIDITY (GEN)	WIND DIRECTION (0 - 360)	GROUND / SITE SURFACE CONDITIONS	MONITORING INSTRUMENT	MONITORING READING (UNITS)
							OVM-580	PPM (Isobut.)

WELL DIAMETER FACTORS

DIAMETER (INCHES):	1	1.5	2	3	4	5	6	7	8	9	10
GALLONS / FOOT:	0.041	0.092	0.163	0.367	0.654	1.02	1.47	2.00	2.61	3.30	5.87

STANDING WATER VOLUME = WELL DIAMETER FACTOR * WATER COLUMN

HISTORIC DATA	DEPTH POW (TOC)	DEPTH TOP OF SCREEN	WELL DEV. TURBIDITY	WELL DEV. pH	WELL DEV. SPEC. COND
	20.4'	~~14~~ KKS 15.4'			

DATA COLLECTED AT WELL SITE	PID READING (OPENING WELL)	STATIC WATER LEVEL	CALCULATED STANDING WATER VOL. (GAL)	DEPTH TO PUMP INTAKE (DEPTH TOS + 2 ft)	PUMPING START TIME
	1.0	4.24	2.6	18.0'	1045

RADIATION SCREENING DATA	PUMP PRIOR TO SAMPLING (cps)		PUMP AFTER SAMPLING (cps)	

MONITORING DATA COLLECTED DURING PURGING OPERATIONS

DATE	TIME (min)	PUMPING RATE (L/min)	CUMULATIVE VOL (GALLONS)	TEMPERATURE (C)	SPEC. COND (umhos)	pH	Eh	DISSOLVED OXYGEN	TURBIDITY (NTU)
3/28/98	1130	0.16	2.75	11.77	1095	6.95	241	0.58	4.00

SAMPLING RECORD - GROUNDWATER

PARSONS ENGINEERING - SCIENCE, INC.	CLIENT: USACOE	WELL #: MW-21A

SAMPLING ORDER		TAL/ TCL	PRESERV.	BOTTLES COUNT/ VOLUME	BOTTLES TYPE	SAMPLE NO.	TIME 3/28/98	CHECKED BY/ DATE
~~1~~	~~VOA-524.2~~		~~HCL~~	~~3/ 40 ml~~	~~VOA~~	1		
1A	- NYSCLP		HCL	3/ 40 ml	VOA	AL133	1130	KKS
2	Methane/ Ethane/Ethene		HCL	3/ 40ml	VOA			
3	METALS		HNO3	1/ 1 L	HDPE			
4	CN		NAOH	1/ 1 L	HDPE			
5	DOC (filtered)		H2SO4	2/ 40ml	VOA			
6	ALK./SULF./CHLOR.		NONE	1/ 1 L	HDPE			
7	NITRATE/ NITRITE		H2SO4	1/ 1L	HDPE			
8	FE+2 (field tested)	0.10 mg/l						
9								
10								
11								
12								
13								
14								
15								

QA/QC BOTTLE COUNTS ARE TRIPLED IF MS/ MSD SAMPLES ARE COLLECTED

QA/QC DUPLICATE SAMPLE COLLECTED? YES (NO)

Duplicate Sample Name: _____

MRD Sample Name: _____

QA/QC rinsate sample name: _____

MATRIX SPIKE sample collected? YES (NO)

INVESTIGATION DERIVED WASTE (IDW):

DATE:	3/28/98			
VOLUME:	3 gal			
DRUM #, LOCATION:	ASH-5W			

COMMENTS:

SAMPLING RECORD - GROUNDWATER

PARSONS ENGINEERING - SCIENCE, INC.	CLIENT: USACOE	WELL #: ~~MW~~ PT-24

PROJECT:	1st Quarterly Monitoring - 1998	DATE:	3/28/98
SWMU # (AREA)	Ash Landfill	INSPECTORS:	KKS
SOP NO.:	17	PUMP #:	N/A

WEATHER / FIELD CONDITIONS CHECKLIST (RECORD MAJOR CHANGES) — **MONITORING**

DATE	TIME (24 HR)	TEMP (APPRX)	WEATHER (APPRX)	REL. HUMIDITY (GEN)	WIND DIRECTION (0 - 360)	GROUND / SITE SURFACE CONDITIONS	INSTRUMENT	READING (UNITS)
							OVM-580	PPM (Isobut.)

WELL DIAMETER FACTORS

DIAMETER (INCHES):	1	1.5	2	3	4	5	6	7	8	9	10
GALLONS / FOOT:	0.041	0.092	0.163	0.367	0.654	1.02	1.47	2.00	2.61	3.30	5.87

STANDING WATER VOLUME = WELL DIAMETER FACTOR * WATER COLUMN

HISTORIC DATA	DEPTH POW (TOC)	DEPTH TOP OF SCREEN	WELL DEV. TURBIDITY	WELL DEV. pH	WELL DEV. SPEC. COND
	11.90'	6.70'			

DATA COLLECTED AT WELL SITE	PID READING (OPENING WELL)	STATIC WATER LEVEL	CALCULATED STANDING WATER VOL. (GAL)	DEPTH TO PUMP INTAKE (DEPTH TOS + 2 ft)	PUMPING START TIME
	1.5	3.3'	1.4	9.0'	

RADIATION SCREENING DATA	PUMP PRIOR TO SAMPLING (cps)		PUMP AFTER SAMPLING (cps)	

MONITORING DATA COLLECTED DURING PURGING OPERATIONS

DATE	TIME (min)	PUMPING RATE (L/min)	CUMULATIVE VOL (GALLONS)	TEMPERATURE (C)	SPEC. COND (umhos)	pH	Eh	DISSOLVED OXYGEN	TURBIDITY (NTU)
3/28/98	1650	0.62	1.8	5.96	664	6.70	358	5.82	2.2

SAMPLING RECORD - GROUNDWATER

PARSONS ENGINEERING - SCIENCE, INC.	CLIENT: USACOE	WELL #: ~~MW~~ PT-24

SAMPLING ORDER		TAL/ TCL	PRESERV.	BOTTLES COUNT/ VOLUME	BOTTLES TYPE	SAMPLE NO.	TIME 3/28/98	CHECKED BY/ DATE
~~1~~	~~VOA-524.2~~		~~HCL~~	~~3/ 40 ml~~	~~VOA~~			
1A	- NYSCLP		HCL	3/ 40 ml	VOA	AL136	1650	KKS
2	Methane/ Ethane/Ethene		HCL	3/ 40ml	VOA	↓	↓	↓
3	METALS		HNO3	1/ 1 L	HDPE			
4	CN		NAOH	1/ 1 L	HDPE			
5	DOC (filtered)		H2SO4	2/ 40ml	VOA			
6	ALK./SULF./CHLOR.		NONE	1/ 1 L	HDPE			
7	NITRATE/ NITRITE		H2SO4	1/ 1L	HDPE			
8	FE+2 (field tested)		0.00 mg/l					
9								
10								
11								
12								
13								
14								
15								

QA/QC BOTTLE COUNTS ARE TRIPLED IF MS/ MSD SAMPLES ARE COLLECTED

QA/QC DUPLICATE SAMPLE COLLECTED? YES (NO)

Duplicate Sample Name: _____

MRD Sample Name: _____

QA/QC rinsate sample name: _____

MATRIX SPIKE sample collected? YES (NO)

INVESTIGATION DERIVED WASTE (IDW):

DATE:	3/28/98			
VOLUME:	1.8 gal			
DRUM #, LOCATION:	ASH-5W			

COMMENTS:

SAMPLING RECORD - GROUNDWATER

PARSONS ENGINEERING - SCIENCE, INC.	CLIENT: USACOE	WELL #: ~~MW~~ PT-26

PROJECT:	1st Quarterly Monitoring - 1998	DATE:	3/25/98
SWMU # (AREA)	Ash Landfill	INSPECTORS:	KKS
SOP NO.:	17	PUMP #:	N/A

WEATHER / FIELD CONDITIONS CHECKLIST (RECORD MAJOR CHANGES) — **MONITORING**

DATE	TIME (24 HR)	TEMP (APPRX)	WEATHER (APPRX)	REL. HUMIDITY (GEN)	WIND DIRECTION (0 - 360)	GROUND / SITE SURFACE CONDITIONS	INSTRUMENT	READING (UNITS)
							OVM-580	PPM (Isobut.)

WELL DIAMETER FACTORS

DIAMETER (INCHES):	1	1.5	2	3	4	5	6	7	8	9	10
GALLONS / FOOT:	0.041	0.092	0.163	0.367	0.654	1.02	1.47	2.00	2.61	3.30	5.87

STANDING WATER VOLUME = WELL DIAMETER FACTOR * WATER COLUMN

HISTORIC DATA	DEPTH POW (TOC)	DEPTH TOP OF SCREEN	WELL DEV. TURBIDITY	WELL DEV. pH	WELL DEV SPEC. COND
	14.00	9.0'			

DATA COLLECTED AT WELL SITE	PID READING (OPENING WELL)	STATIC WATER LEVEL	CALCULATED STANDING WATER VOL. (GAL)	DEPTH TO PUMP INTAKE ~~(DEPTH TOS + 2.0)~~	PUMPING START TIME
	Ø	3.02'	1.8	11.5'	1012

RADIATION SCREENING DATA	PUMP PRIOR TO SAMPLING (cps)		PUMP AFTER SAMPLING (cps)	

MONITORING DATA COLLECTED DURING PURGING OPERATIONS

DATE	TIME (min)	PUMPING RATE (L/min)	CUMULATIVE VOL (GALLONS)	TEMPERATURE (C)	SPEC. COND (umhos)	pH	Eh	DISSOLVED OXYGEN	TURBIDITY (NTU)
3/25/98	1217	0.12	6.0	5.5	795	6.73	404	6.67	14.0

SAMPLING RECORD - GROUNDWATER

PARSONS ENGINEERING - SCIENCE, INC. | CLIENT: USACOE | WELL #: ~~MW~~ PT-26

SAMPLING ORDER		TAL/ TCL	PRESERV.	BOTTLES COUNT/ VOLUME	BOTTLES TYPE	SAMPLE NO.	TIME 3/25/98	CHECKED BY/ DATE
~~1~~	~~VOA-524.2~~		HCL	3/ 40 ml	VOA			
~~1A~~	~~-NTSCLP~~		HCL	3/ 40 ml	VOA			
~~2~~	~~Methane/ Ethane/Ethene~~		HCL	3/ 40ml	VOA			
3	METALS		HNO3	1/ 1 L	HDPE	AL137	1220	KCS
4	CN		NAOH	1/ 1 L	HDPE	↓	↓	KCS
~~5~~	~~DOC (filtered)~~		H2SO4	2/ 40ml	VOA			
~~6~~	~~ALK./SULF./CHLOR.~~		NONE	1/ 1 L	HDPE			
~~7~~	~~NITRATE/ NITRITE~~		H2SO4	1/ 1L	HDPE			
~~8~~	~~FE+2 (field tested)~~							
9								
10								
11								
12								
13								
14								
15								

QA/QC

BOTTLE COUNTS ARE TRIPLED IF MS/ MSD SAMPLES ARE COLLECTED

QA/QC DUPLICATE SAMPLE COLLECTED? YES (NO)

Duplicate Sample Name: _____

MRD Sample Name: _____

QA/QC rinsate sample name: _____

MATRIX SPIKE sample collected? YES (NO)

INVESTIGATION DERIVED WASTE (IDW):

DATE:	3/25/98			
VOLUME:				
~~DRUM#~~, LOCATION:	On Ground			

COMMENTS:

SAMPLING RECORD - GROUNDWATER

PARSONS ENGINEERING - SCIENCE, INC.	CLIENT: USACOE	WELL #: MW-27

PROJECT:	1st Quarterly Monitoring - 1998	DATE:	3/28/98
SWMU # (AREA)	Ash Landfill	INSPECTORS:	KKS
SOP NO.:	17	PUMP #:	N/A

WEATHER / FIELD CONDITIONS CHECKLIST (RECORD MAJOR CHANGES) — **MONITORING**

DATE	TIME (24 HR)	TEMP (APPRX)	WEATHER (APPRX)	REL. HUMIDITY (GEN)	WIND DIRECTION (0 - 360)	GROUND / SITE SURFACE CONDITIONS	INSTRUMENT	READING (UNITS)
							OVM-580	PPM (Isobut.)

WELL DIAMETER FACTORS

DIAMETER (INCHES):	1	1.5	2	3	4	5	6	7	8	9	10
GALLONS / FOOT:	0.041	0.092	0.163	0.367	0.654	1.02	1.47	2.00	2.61	3.30	5.87

STANDING WATER VOLUME = WELL DIAMETER FACTOR * WATER COLUMN

HISTORIC DATA	DEPTH POW (TOC)	DEPTH TOP OF SCREEN	WELL DEV. TURBIDITY	WELL DEV. pH	WELL DEV. SPEC. COND
	10.34	5.0			

DATA COLLECTED AT WELL SITE	PID READING (OPENING WELL)	STATIC WATER LEVEL	CALCULATED STANDING WATER VOL. (GAL)	DEPTH TO PUMP INTAKE ~~(DEPTH TOS - 2 ft)~~	PUMPING START TIME
	Ø	4.20'	1 gal	9.0	3/28 0945

RADIATION SCREENING DATA	PUMP PRIOR TO SAMPLING (cps)		PUMP AFTER SAMPLING (cps)	

MONITORING DATA COLLECTED DURING PURGING OPERATIONS

DATE	TIME (min)	PUMPING RATE (L/min)	CUMULATIVE VOL (GALLONS)	TEMPERATURE (C)	SPEC. COND (umhos)	pH	Eh	DISSOLVED OXYGEN	TURBIDITY (NTU)
3/27/98	1540	Remove one well volume - very slow well							
3/28/98	0959	0.2	0.6	7.51	552	7.05	314	7.13	27

SAMPLING RECORD - GROUNDWATER

PARSONS ENGINEERING - SCIENCE, INC.	CLIENT: USACOE	WELL #: MW-27

	SAMPLING ORDER	TAL/ TCL	PRESERV.	BOTTLES COUNT/ VOLUME	BOTTLES TYPE	SAMPLE NO.	TIME 3/28/98	CHECKED BY/ DATE
1	VOA-524.2		HCL	3/ 40 ml	VOA	AL134	1010	KKS
~~1A~~	~~NVOCLP~~		~~HCL~~	~~3/ 40 ml~~	~~VOA~~			
2	Methane/ Ethane/Ethene		HCL	3/ 40ml	VOA			
~~3~~	~~METALS~~		~~HNO3~~	~~1/ 1 L~~	~~HDPE~~			
~~4~~	~~CN~~		~~NAOH~~	~~1/ 1 L~~	~~HDPE~~			
5	DOC (filtered)		H2SO4	2/ 40ml	VOA			
6	ALK./SULF./CHLOR.		NONE	1/ 1 L	HDPE			
7	NITRATE/ NITRITE		H2SO4	1/ 1L	HDPE			
8	FE+2 (field tested)	0.22 mg/l						
9								
10								
11								
12								
13								
14								
15								

QA/QC

BOTTLE COUNTS ARE TRIPLED IF MS/ MSD SAMPLES ARE COLLECTED

QA/QC DUPLICATE SAMPLE COLLECTED? YES (NO)

Duplicate Sample Name: _____

MRD Sample Name: _____

QA/QC rinsate sample name: _____

MATRIX SPIKE sample collected? YES (NO)

INVESTIGATION DERIVED WASTE (IDW):

DATE:	3/28/98			
VOLUME:	1.6 gal			
~~DRUM #~~ LOCATION:	On Ground			

COMMENTS:

SAMPLING RECORD - GROUNDWATER

PARSONS ENGINEERING - SCIENCE, INC.	CLIENT: USACOE	WELL #: MW-29

PROJECT:	1st Quarterly Monitoring - 1998	DATE:	3/29/98
SWMU # (AREA)	Ash Landfill	INSPECTORS:	KKS
SOP NO.:	17	PUMP #:	N/A

WEATHER / FIELD CONDITIONS CHECKLIST (RECORD MAJOR CHANGES) — **MONITORING**

DATE	TIME (24 HR)	TEMP (APPRX)	WEATHER (APPRX)	REL. HUMIDITY (GEN)	WIND DIRECTION (0 - 360)	GROUND / SITE SURFACE CONDITIONS	INSTRUMENT	READING (UNITS)
3/29/98	0930	67°F	Sunny			Muddy	OVM-580	PPM (Isobut.)

WELL DIAMETER FACTORS

DIAMETER (INCHES):	1	1.5	2	3	4	5	6	7	8	9	10
GALLONS / FOOT:	0.041	0.092	0.163	0.367	0.654	1.02	1.47	2.00	2.61	3.30	5.87

STANDING WATER VOLUME = WELL DIAMETER FACTOR * WATER COLUMN

HISTORIC DATA	DEPTH POW (TOC)	DEPTH TOP OF SCREEN	WELL DEV. TURBIDITY	WELL DEV. pH	WELL DEV. SPEC. COND
	10.54'	5.0'			

DATA COLLECTED AT WELL SITE	PID READING (OPENING WELL)	STATIC WATER LEVEL	CALCULATED STANDING WATER VOL. (GAL)	DEPTH TO PUMP INTAKE (DEPTH TOS - 2 ft)	PUMPING START TIME
	1.0	5.95	0.75	8.0	0955

RADIATION SCREENING DATA	PUMP PRIOR TO SAMPLING (cps)		PUMP AFTER SAMPLING (cps)	

MONITORING DATA COLLECTED DURING PURGING OPERATIONS

DATE	TIME (min)	PUMPING RATE (L/min)	CUMULATIVE VOL (GALLONS)	TEMPERATURE (C)	SPEC. COND (umhos)	pH	Eh	DISSOLVED OXYGEN	TURBIDITY (NTU)
3/29/98	1019	520	2.9	5.45	699	6.56	343	7.39	5.5

SAMPLING RECORD - GROUNDWATER

PARSONS ENGINEERING - SCIENCE, INC.	CLIENT: USACOE	WELL #: MW-29

SAMPLING ORDER		TAL/ TCL	PRESERV.	BOTTLES COUNT/ VOLUME	BOTTLES TYPE	SAMPLE NO.	TIME 3/29/98	CHECKED BY/ DATE
~~1~~	~~VOA-524.2~~		~~HCL~~	~~3/ 40 ml~~	~~VOA~~			
1A	- NYSCLP		HCL	3/ 40 ml	VOA	AL-139	1020	KKS
2	Methane/ Ethane/Ethene		HCL	3/ 40ml	VOA			
3	METALS		HNO3	1/ 1 L	HDPE			
4	CN		NAOH	1/ 1 L	HDPE			
5	DOC (filtered)		H2SO4	2/ 40ml	VOA			
6	ALK./SULF./CHLOR.		NONE	1/ 1 L	HDPE			
7	NITRATE/ NITRITE		H2SO4	1/ 1L	HDPE			
8	FE+2 (field tested)	0.02 mg/l						
9	Fe+2 (Field test)	0.02 mg/l	Dup.			AL160	1020	KKS
10								
11								
12								
13								
14								
15								

QA/QC BOTTLE COUNTS ARE TRIPLED IF MS/ MSD SAMPLES ARE COLLECTED

QA/QC DUPLICATE SAMPLE COLLECTED? (YES) NO

Duplicate Sample Name: AL160

MRD Sample Name: AL139

QA/QC rinsate sample name: AL161

MATRIX SPIKE sample collected? (YES) NO

INVESTIGATION DERIVED WASTE (IDW):

DATE:	3/~~8~~ KKS 29/98			
VOLUME:	3 gal			
DRUM #, LOCATION:	ASH-5W			

COMMENTS:

SAMPLING RECORD - GROUNDWATER

PARSONS ENGINEERING - SCIENCE, INC.	CLIENT: USACOE	WELL #: MW-30

PROJECT:	1st Quarterly Monitoring - 1998	DATE:	3/27/98
SWMU # (AREA)	Ash Landfill	INSPECTORS:	KKS
SOP NO.:	17	PUMP #:	N/A

WEATHER / FIELD CONDITIONS CHECKLIST (RECORD MAJOR CHANGES) — **MONITORING**

DATE	TIME (24 HR)	TEMP (APPRX)	WEATHER (APPRX)	REL. HUMIDITY (GEN)	WIND DIRECTION (0 - 360)	GROUND / SITE SURFACE CONDITIONS	INSTRUMENT	READING (UNITS)
							OVM-580	PPM (Isobut.)

WELL DIAMETER FACTORS

DIAMETER (INCHES):	1	1.5	2	3	4	5	6	7	8	9	10
GALLONS / FOOT:	0.041	0.092	0.163	0.367	0.654	1.02	1.47	2.00	2.61	3.30	5.87

STANDING WATER VOLUME = WELL DIAMETER FACTOR * WATER COLUMN

HISTORIC DATA	DEPTH POW (TOC)	DEPTH TOP OF SCREEN	WELL DEV. TURBIDITY	WELL DEV. pH	WELL DEV. SPEC. COND
	10.52	5.0'			

DATA COLLECTED AT WELL SITE	PID READING (OPENING WELL)	STATIC WATER LEVEL	CALCULATED STANDING WATER VOL. (GAL)	DEPTH TO PUMP INTAKE (DEPTH TOS + 2 ft)	PUMPING START TIME
	0	3.90'	1.0	7.0'	1300

RADIATION SCREENING DATA	PUMP PRIOR TO SAMPLING (cps)		PUMP AFTER SAMPLING (cps)	

MONITORING DATA COLLECTED DURING PURGING OPERATIONS

DATE	TIME (min)	PUMPING RATE (L/min)	CUMULATIVE VOL (GALLONS)	TEMPERATURE (C)	SPEC. COND (umhos)	pH	Eh	DISSOLVED OXYGEN	TURBIDITY (NTU)
3/27/98	1315	0.5	3.75	4.06	494	6.82	294	4.00	7.0

SAMPLING RECORD - GROUNDWATER

PARSONS ENGINEERING - SCIENCE, INC.	CLIENT: USACOE	WELL #: MW-30

	SAMPLING ORDER	TAL/ TCL	PRESERV.	BOTTLES COUNT/ VOLUME	BOTTLES TYPE	SAMPLE NO.	TIME 3/27/98	CHECKED BY/ DATE
1	VOA-524.2		HCL	3/ 40 ml	VOA	AL140	1320	KKS
1A	- NYSCLP		HCL	3/ 40 ml	VOA			
2	Methane/ Ethane/Ethene		HCL	3/ 40ml	VOA			
~~3~~	~~METALS~~		~~HNO3~~	~~1/ 1 L~~	~~HDPE~~			
~~4~~	~~CN~~		~~NAOH~~	~~1/ 1 L~~	~~HDPE~~			
5	DOC (filtered)		H2SO4	2/ 40ml	VOA			
6	ALK./SULF./CHLOR.		NONE	1/ 1 L	HDPE			
7	NITRATE/ NITRITE		H2SO4	1/ 1L	HDPE			
8	FE+2 (field tested)	0.06 mg/l						
9								
10								
11								
12								
13								
14								
15								

QA/QC

BOTTLE COUNTS ARE TRIPLED IF MS/ MSD SAMPLES ARE COLLECTED

QA/QC DUPLICATE SAMPLE COLLECTED? YES (NO)

Duplicate Sample Name: _____

MRD Sample Name: _____

QA/QC rinsate sample name: _____

MATRIX SPIKE sample collected? YES (NO)

INVESTIGATION DERIVED WASTE (IDW):

DATE:	3/27/98			
VOLUME:	3.75			
DRUM #, LOCATION:	On Ground			

COMMENTS:

SAMPLING RECORD - GROUNDWATER

PARSONS ENGINEERING - SCIENCE, INC.	CLIENT: USACOE	WELL #: MW - 36

PROJECT:	1st Quarterly Monitoring - 1998	DATE:	3/26/98
SWMU # (AREA)	Ash Landfill	INSPECTORS:	KKS
SOP NO.:	17	PUMP #:	N/A

WEATHER / FIELD CONDITIONS CHECKLIST (RECORD MAJOR CHANGES) — **MONITORING**

DATE	TIME (24 HR)	TEMP (APPRX)	WEATHER (APPRX)	REL. HUMIDITY (GEN)	WIND DIRECTION (0 - 360)	GROUND / SITE SURFACE CONDITIONS	INSTRUMENT	READING (UNITS)
							OVM-580	PPM (Isobut.)

WELL DIAMETER FACTORS

DIAMETER (INCHES):	1	1.5	2	3	4	5	6	7	8	9	10
GALLONS / FOOT:	0.041	0.092	0.163	0.367	0.654	1.02	1.47	2.00	2.61	3.30	5.87

STANDING WATER VOLUME = WELL DIAMETER FACTOR * WATER COLUMN

HISTORIC DATA	DEPTH POW (TOC)	DEPTH TOP OF SCREEN	WELL DEV. TURBIDITY	WELL DEV. pH	WELL DEV. SPEC. COND
	16.58	6.20			

DATA COLLECTED AT WELL SITE	PID READING (OPENING WELL)	STATIC WATER LEVEL	CALCULATED STANDING WATER VOL. (GAL)	DEPTH TO PUMP INTAKE (DEPTH TOS + 2 ft)	PUMPING START TIME
	Ø	2.32'	2.3	11.0	1625

RADIATION SCREENING DATA	PUMP PRIOR TO SAMPLING (cps)		PUMP AFTER SAMPLING (cps)	

MONITORING DATA COLLECTED DURING PURGING OPERATIONS

DATE	TIME (min)	PUMPING RATE (L/min)	CUMULATIVE VOL (GALLONS)	TEMPERATURE (C)	SPEC. COND (umhos)	pH	Eh	DISSOLVED OXYGEN	TURBIDITY (NTU)
3/26/98	1650	480	2.5	6.52	672	6.84	311	0.54	1.47

SAMPLING RECORD - GROUNDWATER

PARSONS ENGINEERING - SCIENCE, INC.	CLIENT: USACOE	WELL #: MW-36

	SAMPLING ORDER	TAL/ TCL	PRESERV.	BOTTLES COUNT/ VOLUME	BOTTLES TYPE	SAMPLE NO.	TIME 3/26/98	CHECKED BY/ DATE
1	VOA-524.2		HCL	3/ 40 ml	VOA	AL141	1650	KKS
~~1A~~	~~NYSCL2~~		HCL	3/ 40 ml	VOA			
2	Methane/ Ethane/Ethene		HCL	3/ 40ml	VOA			
~~3~~	~~METALS~~		HNO3	1/ 1 L	HDPE			
~~4~~	~~CN~~		NAOH	1/ 1 L	HDPE			
5	DOC (filtered)		H2SO4	2/ 40ml	VOA			
6	ALK./SULF./CHLOR.		NONE	1/ 1 L	HDPE			
7	NITRATE/ NITRITE		'H2SO4	1/ 1L	HDPE			
8	FE+2 (field tested)	0.02 mg/l						
9								
10								
11								
12								
13								
14								
15								

QA/QC BOTTLE COUNTS ARE TRIPLED IF MS/ MSD SAMPLES ARE COLLECTED

QA/QC DUPLICATE SAMPLE COLLECTED? YES NO

Duplicate Sample Name: AL158

MRD Sample Name: AL141 (524.2 VOC Only) AL159 (Rinsate)

QA/QC rinsate sample name: AL159

MATRIX SPIKE sample collected? YES NO VOC Only (524.2)

INVESTIGATION DERIVED WASTE (IDW):

DATE:	3/26/98			
VOLUME:	2.5 gal			
~~DRUM #~~, LOCATION:	On Ground			

COMMENTS:

SAMPLING RECORD - GROUNDWATER

PARSONS ENGINEERING - SCIENCE, INC.	CLIENT: USACOE	WELL #: MW - 40

PROJECT:	1st Quarterly Monitoring - 1998	DATE:	3/24/98
SWMU # (AREA)	Ash Landfill	INSPECTORS:	KKS
SOP NO.:	17	PUMP #:	N/A

WEATHER / FIELD CONDITIONS CHECKLIST (RECORD MAJOR CHANGES) — **MONITORING**

DATE	TIME (24 HR)	TEMP (APPRX)	WEATHER (APPRX)	REL. HUMIDITY (GEN)	WIND DIRECTION (0 - 360)	GROUND / SITE SURFACE CONDITIONS	INSTRUMENT	READING (UNITS)
							OVM-580	PPM (Isobut.)

WELL DIAMETER FACTORS

DIAMETER (INCHES):	1	1.5	2	3	4	5	6	7	8	9	10
GALLONS / FOOT:	0.041	0.092	0.163	0.367	0.654	1.02	1.47	2.00	2.61	3.30	5.87

STANDING WATER VOLUME = WELL DIAMETER FACTOR * WATER COLUMN

HISTORIC DATA	DEPTH POW (TOC)	DEPTH TOP OF SCREEN	WELL DEV. TURBIDITY	WELL DEV. pH	WELL DEV. SPEC. COND
	14.71'	7.3'			

DATA COLLECTED AT WELL SITE	PID READING (OPENING WELL)	STATIC WATER LEVEL	CALCULATED STANDING WATER VOL. (GAL)	DEPTH TO PUMP INTAKE ~~(DEPTH TOS + 2 ft)~~	PUMPING START TIME
	0	3.57'	1.8	11.0'	1504

RADIATION SCREENING DATA	PUMP PRIOR TO SAMPLING (cps)		PUMP AFTER SAMPLING (cps)	

MONITORING DATA COLLECTED DURING PURGING OPERATIONS

DATE	TIME (min)	PUMPING RATE (L/min)	CUMULATIVE VOL (GALLONS)	TEMPERATURE (C)	SPEC. COND (umhos)	pH	Eh	DISSOLVED OXYGEN	TURBIDITY (NTU)
3/24/98	1534	140	1.0	4.98	583	6.89	288	2.46	0.70

SAMPLING RECORD - GROUNDWATER

PARSONS ENGINEERING - SCIENCE, INC.	CLIENT: USACOE	WELL #: MW-40

	SAMPLING ORDER	TAL/ TCL	PRESERV.	BOTTLES COUNT/ VOLUME	BOTTLES TYPE	SAMPLE NO.	TIME 3/24/98	CHECKED BY/ DATE
1	VOA-524.2		HCL	3/ 40 ml	VOA	AL142	1540	KKS
~~1A~~	~~NVOCLP~~		~~HCL~~	~~3/ 40 ml~~	~~VOA~~			
2	Methane/ Ethane/Ethene		HCL	3/ 40ml	VOA			
~~3~~	~~METALS~~		~~HNO3~~	~~1/ 1 L~~	~~HDPE~~			
~~4~~	~~CN~~		~~NAOH~~	~~1/ 1 L~~	~~HDPE~~			
5	DOC (filtered)		H2SO4	2/ 40ml	VOA			
6	ALK./SULF./CHLOR.		NONE	1/ 1 L	HDPE			
7	NITRATE/ NITRITE		H2SO4	1/ 1L	HDPE			
8	FE+2 (field tested)	0.02 mg/l						
9								
10								
11								
12								
13								
14								
15								

QA/QC

BOTTLE COUNTS ARE TRIPLED IF MS/ MSD SAMPLES ARE COLLECTED

QA/QC DUPLICATE SAMPLE COLLECTED? YES (NO)

Duplicate Sample Name: _____

MRD Sample Name: _____

QA/QC rinsate sample name: _____

MATRIX SPIKE sample collected? YES (NO)

INVESTIGATION DERIVED WASTE (IDW):

DATE:	3/24/98			
VOLUME:	1.0			
~~DRUM~~ #, LOCATION:	On ground			

COMMENTS:

SAMPLING RECORD - GROUNDWATER

PARSONS ENGINEERING - SCIENCE, INC.	CLIENT: USACOE	WELL #: MW-43

PROJECT:	1st Quarterly Monitoring - 1998	DATE:	X 3/27/98
SWMU # (AREA)	Ash Landfill	INSPECTORS:	KKS
SOP NO.:	17	PUMP #:	N/A

WEATHER / FIELD CONDITIONS CHECKLIST (RECORD MAJOR CHANGES) — **MONITORING**

DATE	TIME (24 HR)	TEMP (APPRX)	WEATHER (APPRX)	REL. HUMIDITY (GEN)	WIND DIRECTION (0 - 360)	GROUND / SITE SURFACE CONDITIONS	INSTRUMENT	READING (UNITS)
							OVM-580	PPM (Isobut.)

WELL DIAMETER FACTORS

DIAMETER (INCHES):	1	1.5	2	3	4	5	6	7	8	9	10
GALLONS / FOOT:	0.041	0.092	0.163	0.367	0.654	1.02	1.47	2.00	2.61	3.30	5.87

STANDING WATER VOLUME = WELL DIAMETER FACTOR * WATER COLUMN

HISTORIC DATA	DEPTH POW (TOC)	DEPTH TOP OF SCREEN	WELL DEV. TURBIDITY	WELL DEV. pH	WELL DEV. SPEC. COND
	7.47'	5.5'			

DATA COLLECTED AT WELL SITE	PID READING (OPENING WELL)	STATIC WATER LEVEL	CALCULATED STANDING WATER VOL. (GAL)	DEPTH TO PUMP INTAKE (DEPTH TOS + 2 ft)	PUMPING START TIME
	Q	2.60'	0.8	6.5	1510

RADIATION SCREENING DATA	PUMP PRIOR TO SAMPLING (cps)		PUMP AFTER SAMPLING (cps)	

MONITORING DATA COLLECTED DURING PURGING OPERATIONS

DATE	TIME (min)	PUMPING RATE (L/min)	CUMULATIVE VOL (GALLONS)	TEMPERATURE (C)	SPEC. COND (umhos)	pH	Eh	DISSOLVED OXYGEN	TURBIDITY (NTU)
3/27/98	1525	0.5	1.9	4.21	473	6.80	295	0.37	2.15

SAMPLING RECORD - GROUNDWATER

PARSONS ENGINEERING - SCIENCE, INC.	CLIENT: USACOE	WELL #: MW-43

SAMPLING ORDER		TAL/ TCL	PRESERV.	BOTTLES COUNT/ VOLUME	BOTTLES TYPE	SAMPLE NO.	TIME 3/27/98	CHECKED BY/ DATE
~~1~~	~~VOA-524.2~~		~~HCL~~	~~3/ 40 ml~~	~~VOA~~	~~AL144~~ KKS		
~~1A~~	~~-NYSCLP~~		~~HCL~~	~~3/ 40 ml~~	~~VOA~~			
~~2~~	~~Methane/ Ethane/Ethene~~		~~HCL~~	~~3/ 40ml~~	~~VOA~~			
3	METALS		HNO3	1/ 1 L	HDPE	AL144	1530	KKS
4	CN		NAOH	1/ 1 L	HDPE	↓	↓	↓
~~5~~	~~DOC (filtered)~~		~~H2SO4~~	~~2/ 40ml~~	~~VOA~~			
~~6~~	~~ALK./SULF./CHLOR.~~		~~NONE~~	~~1/ 1 L~~	~~HDPE~~			
~~7~~	~~NITRATE/ NITRITE~~		~~H2SO4~~	~~1/ 1L~~	~~HDPE~~			
~~8~~	~~FE+2 (field tested)~~							
9								
10								
11								
12								
13								
14								
15								

QA/QC

BOTTLE COUNTS ARE TRIPLED IF MS/ MSD SAMPLES ARE COLLECTED

QA/QC DUPLICATE SAMPLE COLLECTED? YES (NO)

Duplicate Sample Name: _____

MRD Sample Name: _____

QA/QC rinsate sample name: _____

MATRIX SPIKE sample collected? YES (NO)

INVESTIGATION DERIVED WASTE (IDW):

DATE:	3/27/98			
VOLUME:	2 gal			
~~DRUM #~~, LOCATION:	On Ground			

COMMENTS:

SAMPLING RECORD - GROUNDWATER

PARSONS ENGINEERING - SCIENCE, INC.	CLIENT: USACOE	WELL #: MW-44A

PROJECT:	1st Quarterly Monitoring - 1998	DATE:	3/29/98
SWMU # (AREA)	Ash Landfill	INSPECTORS:	KKS
SOP NO.:	17	PUMP #:	N/A

WEATHER / FIELD CONDITIONS CHECKLIST (RECORD MAJOR CHANGES) — **MONITORING**

DATE	TIME (24 HR)	TEMP (APPRX)	WEATHER (APPRX)	REL. HUMIDITY (GEN)	WIND DIRECTION (0 - 360)	GROUND / SITE SURFACE CONDITIONS	INSTRUMENT	READING (UNITS)
3/29/98	1130	70°F	Sunny			Muddy	OVM-580	PPM (Isobut.)

WELL DIAMETER FACTORS

DIAMETER (INCHES):	1	1.5	2	3	4	5	6	7	8	9	10
GALLONS / FOOT:	0.041	0.092	0.163	0.367	0.654	1.02	1.47	2.00	2.61	3.30	5.87

STANDING WATER VOLUME = WELL DIAMETER FACTOR * WATER COLUMN

HISTORIC DATA	DEPTH POW (TOC)	DEPTH TOP OF SCREEN	WELL DEV. TURBIDITY	WELL DEV. pH	WELL DEV. SPEC. COND
	12.48'	8.2'			

DATA COLLECTED AT WELL SITE	PID READING (OPENING WELL)	STATIC WATER LEVEL	CALCULATED STANDING WATER VOL. (GAL)	DEPTH TO PUMP INTAKE (DEPTH TOS - 2 ft)	PUMPING START TIME
	Ø	3.60	1.45	10.0	1130

RADIATION SCREENING DATA	PUMP PRIOR TO SAMPLING (cps)		PUMP AFTER SAMPLING (cps)	

MONITORING DATA COLLECTED DURING PURGING OPERATIONS

DATE	TIME (min)	PUMPING RATE (L/min)	CUMULATIVE VOL (GALLONS)	TEMPERATURE (C)	SPEC. COND (umhos)	pH	Eh	DISSOLVED OXYGEN	TURBIDITY (NTU)
3/29/98	1153	0.09	1.45	9.05	2700	6.95	400	1.90	3.99

SAMPLING RECORD - GROUNDWATER

PARSONS ENGINEERING - SCIENCE, INC.	CLIENT: USACOE	WELL #: MW -44A

	SAMPLING ORDER	TAL/ TCL	PRESERV.	BOTTLES COUNT/ VOLUME	BOTTLES TYPE	SAMPLE NO.	TIME 3/29/98	CHECKED BY/ DATE
~~1~~	~~VOA-524.2~~		~~HCL~~	~~3/ 40 ml~~	~~VOA~~	AL145	1155	KKS
1A	- NYSCLP		HCL	3/ 40 ml	VOA			
2	Methane/ Ethane/Ethene		HCL	3/ 40ml	VOA			
3	METALS		HNO3	1/ 1 L	HDPE			
4	CN		NAOH	1/ 1 L	HDPE			
5	DOC (filtered)		H2SO4	2/ 40ml	VOA			
6	ALK./SULF./CHLOR.		NONE	1/ 1 L	HDPE			
7	NITRATE/ NITRITE		H2SO4	1/ 1L	HDPE			
8	FE+2 (field tested)	0.02 mg/l						
9								
10								
11								
12								
13								
14								
15								

QA/QC

BOTTLE COUNTS ARE TRIPLED IF MS/ MSD SAMPLES ARE COLLECTED

QA/QC DUPLICATE SAMPLE COLLECTED? YES (NO)

Duplicate Sample Name: _____

MRD Sample Name: _____

QA/QC rinsate sample name: _____

MATRIX SPIKE sample collected? YES (NO)

INVESTIGATION DERIVED WASTE (IDW):

DATE:	~~4/20/98~~ 3/29/98 KKS			
VOLUME:	1.5 gal			
DRUM #, LOCATION:	ASH - 5W			

COMMENTS:

SAMPLING RECORD - GROUNDWATER

PARSONS ENGINEERING - SCIENCE, INC.	CLIENT: USACOE	WELL #: MW-45

PROJECT:	1st Quarterly Monitoring - 1998	DATE:	3/28/98
SWMU # (AREA)	Ash Landfill	INSPECTORS:	KKS
SOP NO.:	17	PUMP #:	N/A

WEATHER / FIELD CONDITIONS CHECKLIST (RECORD MAJOR CHANGES) — **MONITORING**

DATE	TIME (24 HR)	TEMP (APPRX)	WEATHER (APPRX)	REL. HUMIDITY (GEN)	WIND DIRECTION (0 - 360)	GROUND / SITE SURFACE CONDITIONS	INSTRUMENT	READING (UNITS)
							OVM-580	PPM (Isobut.)

WELL DIAMETER FACTORS

DIAMETER (INCHES):	1	1.5	2	3	4	5	6	7	8	9	10
GALLONS / FOOT:	0.041	0.092	0.163	0.367	0.654	1.02	1.47	2.00	2.61	3.30	5.87

STANDING WATER VOLUME = WELL DIAMETER FACTOR * WATER COLUMN

HISTORIC DATA	DEPTH POW (TOC)	DEPTH TOP OF SCREEN	WELL DEV. TURBIDITY	WELL DEV. pH	WELL DEV. SPEC. COND
	8.34'	4.0'			

DATA COLLECTED AT WELL SITE	PID READING (OPENING WELL)	STATIC WATER LEVEL	CALCULATED STANDING WATER VOL. (GAL)	DEPTH TO PUMP INTAKE (~~DEPTH TOS + 2 ft~~)	PUMPING START TIME
	0	2.59'	1.0	6.5'	1416

RADIATION SCREENING DATA	PUMP PRIOR TO SAMPLING (cps)		PUMP AFTER SAMPLING (cps)	

MONITORING DATA COLLECTED DURING PURGING OPERATIONS

DATE	TIME (min)	PUMPING RATE (L/min)	CUMULATIVE VOL (GALLONS)	TEMPERATURE (C)	SPEC. COND (umhos)	pH	Eh	DISSOLVED OXYGEN	TURBIDITY (NTU)
3/28/98	1440	0.24	1.3	6.51	516	6.69	423	2.09	0.99

SAMPLING RECORD - GROUNDWATER

PARSONS ENGINEERING - SCIENCE, INC.	CLIENT: USACOE	WELL #: MW-45

	SAMPLING ORDER	TAL/ TCL	PRESERV.	BOTTLES COUNT/ VOLUME	BOTTLES TYPE	SAMPLE NO.	TIME 3/28/98	CHECKED BY/ DATE
1	VOA-524.2		HCL	3/ 40 ml	VOA	AL146	1445	KKS
~~1A~~	~~-NTSCLP~~		~~HCL~~	~~3/ 40 ml~~	~~VOA~~			
2	Methane/ Ethane/Ethene		HCL	3/ 40ml	VOA			
3	METALS		HNO3	1/ 1 L	HDPE			
4	CN		NAOH	1/ 1 L	HDPE			
5	DOC (filtered)		H2SO4	2/ 40ml	VOA			
6	ALK./SULF./CHLOR.		NONE	1/ 1 L	HDPE			
7	NITRATE/ NITRITE		H2SO4	1/ 1L	HDPE			
8	FE+2 (field tested)	0.04 mg/l						
9								
10								
11								
12								
13								
14								
15								

QA/QC

BOTTLE COUNTS ARE TRIPLED IF MS/ MSD SAMPLES ARE COLLECTED

QA/QC DUPLICATE SAMPLE COLLECTED? YES (NO)

Duplicate Sample Name: _____

MRD Sample Name: _____

QA/QC rinsate sample name: _____

MATRIX SPIKE sample collected? YES (NO)

INVESTIGATION DERIVED WASTE (IDW):

DATE:	3/28/98			
VOLUME:	1.3 gal			
~~DRUM#~~, LOCATION:	On Ground			

COMMENTS:

SAMPLING RECORD - GROUNDWATER

PARSONS ENGINEERING - SCIENCE, INC.	CLIENT: USACOE	WELL #: MW-46

PROJECT:	1st Quarterly Monitoring - 1998	DATE:	3/28/98
SWMU # (AREA)	Ash Landfill	INSPECTORS:	KKS
SOP NO.:	17	PUMP #:	N/A

WEATHER / FIELD CONDITIONS CHECKLIST (RECORD MAJOR CHANGES)

DATE	TIME (24 HR)	TEMP (APPRX)	WEATHER (APPRX)	REL. HUMIDITY (GEN)	WIND DIRECTION (0 - 360)	GROUND / SITE SURFACE CONDITIONS

MONITORING

INSTRUMENT	READING (UNITS)
OVM-580	PPM (Isobut.)

WELL DIAMETER FACTORS

DIAMETER (INCHES):	1	1.5	2	3	4	5	6	7	8	9	10
GALLONS / FOOT:	0.041	0.092	0.163	0.367	0.654	1.02	1.47	2.00	2.61	3.30	5.87

STANDING WATER VOLUME = WELL DIAMETER FACTOR * WATER COLUMN

HISTORIC DATA	DEPTH POW (TOC)	DEPTH TOP OF SCREEN	WELL DEV. TURBIDITY	WELL DEV. pH	WELL DEV. SPEC. COND
	11.45'	6.2'			

DATA COLLECTED AT WELL SITE	PID READING (OPENING WELL)	STATIC WATER LEVEL	CALCULATED STANDING WATER VOL. (GAL)	DEPTH TO PUMP INTAKE ~~(DEPTH TOS - 2 ft)~~	PUMPING START TIME
	1.0	3.4'	1.3	10.0	1235

RADIATION SCREENING DATA	PUMP PRIOR TO SAMPLING (cps)		PUMP AFTER SAMPLING (cps)	

MONITORING DATA COLLECTED DURING PURGING OPERATIONS

DATE	TIME (min)	PUMPING RATE (L/min)	CUMULATIVE VOL (GALLONS)	TEMPERATURE (C)	SPEC. COND (umhos)	pH	Eh	DISSOLVED OXYGEN	TURBIDITY (NTU)
3/28/98	1302	0.32	2.0	7.00	748	6.66	196	0.22	3.80

SAMPLING RECORD - GROUNDWATER

PARSONS ENGINEERING - SCIENCE, INC.	CLIENT: USACOE	WELL #: MW-46

SAMPLING ORDER		TAL/ TCL	PRESERV.	BOTTLES COUNT/ VOLUME	BOTTLES TYPE	SAMPLE NO.	TIME 3/28/98	CHECKED BY/ DATE
~~1~~	~~VOA-524.2~~		~~HCL~~	~~3/ 40 ml~~	~~VOA~~			
1A	- NYSCLP		HCL	3/ 40 ml	VOA	AL147	1305	KKS
2	Methane/ Ethane/Ethene		HCL	3/ 40ml	VOA	↓	↓	↓
3	METALS		HNO3	1/ 1 L	HDPE	↓	↓	↓
4	CN		NAOH	1/ 1 L	HDPE	↓	↓	↓
5	DOC (filtered)		H2SO4	2/ 40ml	VOA	↓	↓	↓
6	ALK./SULF./CHLOR.		NONE	1/ 1 L	HDPE	↓	↓	↓
7	NITRATE/ NITRITE		H2SO4	1/ 1L	HDPE	↓	↓	↓
8	FE+2 (field tested)		0.05 mg/l			↓	↓	↓
9								
10								
11								
12								
13								
14								
15								

QA/QC

BOTTLE COUNTS ARE TRIPLED IF MS/ MSD SAMPLES ARE COLLECTED

QA/QC DUPLICATE SAMPLE COLLECTED? YES (NO)

Duplicate Sample Name: _____

MRD Sample Name: _____

QA/QC rinsate sample name: _____

MATRIX SPIKE sample collected? YES (NO)

INVESTIGATION DERIVED WASTE (IDW):

DATE:	3/28/98			
VOLUME:	2.0			
DRUM #, LOCATION:	ASH-5 ✓			

COMMENTS:

SAMPLING RECORD - GROUNDWATER

PARSONS ENGINEERING - SCIENCE, INC.	CLIENT: USACOE	WELL #: MW-47

PROJECT:	1st Quarterly Monitoring - 1998	DATE:	3/25/98
SWMU # (AREA)	Ash Landfill	INSPECTORS:	KKS
SOP NO.:	17	PUMP #:	N/A

WEATHER / FIELD CONDITIONS CHECKLIST (RECORD MAJOR CHANGES) — **MONITORING**

DATE	TIME (24 HR)	TEMP (APPRX)	WEATHER (APPRX)	REL. HUMIDITY (GEN)	WIND DIRECTION (0 - 360)	GROUND / SITE SURFACE CONDITIONS	INSTRUMENT	READING (UNITS)
							OVM-580	PPM (Isobut.)

WELL DIAMETER FACTORS

DIAMETER (INCHES):	1	1.5	2	3	4	5	6	7	8	9	10
GALLONS / FOOT:	0.041	0.092	0.163	0.367	0.654	1.02	1.47	2.00	2.61	3.30	5.87

STANDING WATER VOLUME = WELL DIAMETER FACTOR * WATER COLUMN

HISTORIC DATA	DEPTH POW (TOC)	DEPTH TOP OF SCREEN	WELL DEV. TURBIDITY	WELL DEV. pH	WELL DEV. SPEC. COND
	8.56'	6.5'			

DATA COLLECTED AT WELL SITE	PID READING (OPENING WELL)	STATIC WATER LEVEL	CALCULATED STANDING WATER VOL. (GAL)	DEPTH TO PUMP INTAKE ~~(DEPTH TOS + 2 ft)~~	PUMPING START TIME
	Ø	2.80	1.0	7.0	1305

RADIATION SCREENING DATA	PUMP PRIOR TO SAMPLING (cps)		PUMP AFTER SAMPLING (cps)	

MONITORING DATA COLLECTED DURING PURGING OPERATIONS

DATE	TIME (min)	PUMPING RATE (L/min)	CUMULATIVE VOL (GALLONS)	TEMPERATURE (C)	SPEC. COND (umhos)	pH	Eh	DISSOLVED OXYGEN	TURBIDITY (NTU)
3/25/98	1325	0.125	2.2	4.80	526	6.75	318	1.79	7.99

SAMPLING RECORD - GROUNDWATER

PARSONS ENGINEERING - SCIENCE, INC.	CLIENT: USACOE	WELL #: MW-47

	SAMPLING ORDER	TAL/ TCL	PRESERV.	BOTTLES COUNT/ VOLUME	BOTTLES TYPE	SAMPLE NO.	TIME 3/25/98	CHECKED BY/ DATE
1	VOA-524.2		HCL	3/ 40 ml	VOA	AL148	1330	KCS
~~1A~~	~~NY3CL2~~		~~HCL~~	~~3/ 40 ml~~	~~VOA~~			
2	Methane/ Ethane/Ethene		HCL	3/ 40ml	VOA			
3	METALS		HNO3	1/ 1 L	HDPE			
4	CN		NAOH	1/ 1 L	HDPE			
5	DOC (filtered)		H2SO4	2/ 40ml	VOA			
6	ALK./SULF./CHLOR.		NONE	1/ 1 L	HDPE			
7	NITRATE/ NITRITE		H2SO4	1/ 1L	HDPE			
8	FE+2 (field tested)	0.04 mg/l						
9								
10								
11								
12								
13								
14								
15								

QA/QC BOTTLE COUNTS ARE TRIPLED IF MS/ MSD SAMPLES ARE COLLECTED

QA/QC DUPLICATE SAMPLE COLLECTED? YES (NO)

Duplicate Sample Name: _____

MRD Sample Name: _____

QA/QC rinsate sample name: _____

MATRIX SPIKE sample collected? YES (NO)

INVESTIGATION DERIVED WASTE (IDW):

DATE:	3/25/98			
VOLUME:	2.2 gal			
~~DRUM #~~, LOCATION:	On Ground			

COMMENTS:

SAMPLING RECORD - GROUNDWATER

PARSONS ENGINEERING - SCIENCE, INC.	CLIENT: USACOE	WELL #: MW-48

PROJECT:	1st Quarterly Monitoring - 1998	DATE:	3/28/98
SWMU # (AREA)	Ash Landfill	INSPECTORS:	KKS
SOP NO.:	17	PUMP #:	N/A

WEATHER / FIELD CONDITIONS CHECKLIST (RECORD MAJOR CHANGES) — **MONITORING**

DATE	TIME (24 HR)	TEMP (APPRX)	WEATHER (APPRX)	REL. HUMIDITY (GEN)	WIND DIRECTION (0 - 360)	GROUND / SITE SURFACE CONDITIONS	INSTRUMENT	READING (UNITS)
							OVM-580	PPM (Isobut.)

WELL DIAMETER FACTORS

DIAMETER (INCHES):	1	1.5	2	3	4	5	6	7	8	9	10
GALLONS / FOOT:	0.041	0.092	0.163	0.367	0.654	1.02	1.47	2.00	2.61	3.30	5.87

STANDING WATER VOLUME = WELL DIAMETER FACTOR * WATER COLUMN

HISTORIC DATA	DEPTH POW (TOC)	DEPTH TOP OF SCREEN	WELL DEV. TURBIDITY	WELL DEV. pH	WELL DEV. SPEC. COND
	11.5'	6.2'			

DATA COLLECTED AT WELL SITE	PID READING (OPENING WELL)	STATIC WATER LEVEL	CALCULATED STANDING WATER VOL. (GAL)	DEPTH TO PUMP INTAKE ~~(DEPTH TOB - 2 ft)~~	PUMPING START TIME
	0	2.96'	1.4	8.0'	1320

RADIATION SCREENING DATA	PUMP PRIOR TO SAMPLING (cps)		PUMP AFTER SAMPLING (cps)	

MONITORING DATA COLLECTED DURING PURGING OPERATIONS

DATE	TIME (min)	PUMPING RATE (L/min)	CUMULATIVE VOL (GALLONS)	TEMPERATURE (C)	SPEC. COND (umhos)	pH	Eh	DISSOLVED OXYGEN	TURBIDITY (NTU)
3/28/98	1349	0.66	3.00	525	389	6.93	288	0.71	4.0

SAMPLING RECORD - GROUNDWATER

PARSONS ENGINEERING - SCIENCE, INC.	CLIENT: USACOE	WELL #: MW - 48

	SAMPLING ORDER	TAL/ TCL	PRESERV.	BOTTLES COUNT/ VOLUME	BOTTLES TYPE	SAMPLE NO.	TIME 3/28/98	CHECKED BY/ DATE
1	VOA-524.2		HCL	3/ 40 ml	VOA	AL149	1350	KKS
~~1A~~	~~NYSCLP~~		~~HCL~~	~~3/ 40 ml~~	~~VOA~~			
2	Methane/ Ethane/Ethene		HCL	3/ 40ml	VOA			
3	METALS		HNO3	1/ 1 L	HDPE			
4	CN		NAOH	1/ 1 L	HDPE			
5	DOC (filtered)		H2SO4	2/ 40ml	VOA			
6	ALK./SULF./CHLOR.		NONE	1/ 1 L	HDPE			
7	NITRATE/ NITRITE		'H2SO4	1/ 1L	HDPE			
8	FE+2 (field tested)	0.02 mg/l						
9								
10								
11								
12								
13								
14								
15								

QA/QC BOTTLE COUNTS ARE TRIPLED IF MS/ MSD SAMPLES ARE COLLECTED

QA/QC DUPLICATE SAMPLE COLLECTED? YES NO

Duplicate Sample Name:

MRD Sample Name:

QA/QC rinsate sample name:

MATRIX SPIKE sample collected? YES NO

INVESTIGATION DERIVED WASTE (IDW):

DATE:	3/28/98			
VOLUME:	3 gal			
~~DRUM #~~, LOCATION:	On Ground			

COMMENTS:

SAMPLING RECORD - GROUNDWATER

PARSONS ENGINEERING - SCIENCE, INC.	CLIENT: USACOE	WELL #: MW-52D

PROJECT:	1st Quarterly Monitoring - 1998	DATE:	3/25/98 + 3/26/98
SWMU # (AREA)	Ash Landfill	INSPECTORS:	KKS
SOP NO.:	17	PUMP #:	N/A

WEATHER / FIELD CONDITIONS CHECKLIST (RECORD MAJOR CHANGES) — **MONITORING**

DATE	TIME (24 HR)	TEMP (APPRX) F	WEATHER (APPRX)	REL. HUMIDITY (GEN)	WIND DIRECTION (0 - 360)	GROUND / SITE SURFACE CONDITIONS	INSTRUMENT	READING (UNITS)
3/25/98	1600	40°	P. Cloudy			Muddy	OVM-580	PPM (Isobut.)
3/26/98	1100	55°	P. Cloudy			Muddy		
3/27/98	0930	70's	Sunny			Muddy		

WELL DIAMETER FACTORS

DIAMETER (INCHES):	1	1.5	2	3	4	5	6	7	8	9	10
GALLONS / FOOT:	0.041	0.092	0.163	0.367	0.654	1.02	1.47	2.00	2.61	3.30	5.87

STANDING WATER VOLUME = WELL DIAMETER FACTOR * WATER COLUMN

HISTORIC DATA	DEPTH POW (TOC)	DEPTH TOP OF SCREEN	WELL DEV TURBIDITY	WELL DEV. pH	WELL DEV. SPEC. COND
	59.36	39.6			

DATA COLLECTED AT WELL SITE	PID READING (OPENING WELL)	STATIC WATER LEVEL	CALCULATED STANDING WATER VOL. (GAL)	DEPTH TO PUMP INTAKE ~~(DEPTH TOS - 2 ft)~~	PUMPING START TIME
	Ø	2.34	9.3	45.0	3/25 = 1355

RADIATION SCREENING DATA	PUMP PRIOR TO SAMPLING (cps)		PUMP AFTER SAMPLING (cps)	

MONITORING DATA COLLECTED DURING PURGING OPERATIONS

DATE	TIME (min)	PUMPING RATE (L/min)	CUMULATIVE VOL (GALLONS)	TEMPERATURE (C)	SPEC. COND (umhos)	pH	Eh	DISSOLVED OXYGEN	TURBIDITY (NTU)
3/25/98	1622	0.1 → 0.7	6.0 3/25	9.67	478	8.35	262	2.14	205
3/26/98	1100	0.2	7.6 3/26	11.03	480	8.47	211	0.79	361
3/27/98	1000	0.1 - 0.5	5.0 3/27						400

SAMPLING RECORD - GROUNDWATER

PARSONS ENGINEERING - SCIENCE, INC.	CLIENT: USACOE	WELL #: MW-52D

SAMPLING ORDER		TAL/ TCL	PRESERV.	BOTTLES COUNT/ VOLUME	BOTTLES TYPE	SAMPLE NO.	TIME 3/27/98	CHECKED BY/ DATE
~~1~~	~~VOA-524.2~~		HCL	3/ 40 ml	VOA			
~~1A~~	~~NH3CLF~~		HCL	3/ 40 ml	VOA			
~~2~~	~~Methane/ Ethane/Ethene~~		HCL	3/ 40ml	VOA			
3	METALS		HNO3	1/ 1 L	HDPE	AL157	1000	KKS
4	CN		NAOH	1/ 1 L	HDPE	↓	↓	KKS
~~5~~	~~DOC (filtered)~~		H2SO4	2/ 40ml	VOA			
~~6~~	~~ALK./SULF./CHLOR.~~		NONE	1/ 1 L	HDPE			
~~7~~	~~NITRATE/ NITRITE~~		H2SO4	1/ 1L	HDPE			
~~8~~	~~FE+2 (field tested)~~							
9								
10								
11								
12								
13								
14								
15								

QA/QC

BOTTLE COUNTS ARE TRIPLED IF MS/ MSD SAMPLES ARE COLLECTED

QA/QC DUPLICATE SAMPLE COLLECTED? YES (NO)

Duplicate Sample Name: _____

MRD Sample Name: _____

QA/QC rinsate sample name: _____

MATRIX SPIKE sample collected? YES (NO)

INVESTIGATION DERIVED WASTE (IDW):

DATE:	3/25	3/26	3/27	
VOLUME:	6 gal	7.6 gal	5.0	
~~DRUM #~~, LOCATION:	On Ground	On Ground	On Ground	

COMMENTS:

SAMPLING RECORD - GROUNDWATER

PARSONS ENGINEERING - SCIENCE, INC.	CLIENT: USACOE	WELL #: MW-53

PROJECT:	1st Quarterly Monitoring - 1998	DATE:	3/27/98
SWMU # (AREA)	Ash Landfill	INSPECTORS:	KKS
SOP NO.:	17	PUMP #:	N/A

WEATHER / FIELD CONDITIONS CHECKLIST (RECORD MAJOR CHANGES)

DATE	TIME (24 HR)	TEMP (APPRX)	WEATHER (APPRX)	REL. HUMIDITY (GEN)	WIND DIRECTION (0 - 360)	GROUND / SITE SURFACE CONDITIONS

MONITORING

INSTRUMENT	READING (UNITS)
OVM-580	PPM (Isobut.)

WELL DIAMETER FACTORS

DIAMETER (INCHES):	1	1.5	2	3	4	5	6	7	8	9	10
GALLONS / FOOT:	0.041	0.092	0.163	0.367	0.654	1.02	1.47	2.00	2.61	3.30	5.87

STANDING WATER VOLUME = WELL DIAMETER FACTOR * WATER COLUMN

HISTORIC DATA	DEPTH POW (TOC)	DEPTH TOP OF SCREEN	WELL DEV. TURBIDITY	WELL DEV. pH	WELL DEV. SPEC. COND
	10.35	6.5			

DATA COLLECTED AT WELL SITE	PID READING (OPENING WELL)	STATIC WATER LEVEL	CALCULATED STANDING WATER VOL. (GAL)	DEPTH TO PUMP INTAKE (DEPTH TOS + 2 ft)	PUMPING START TIME
	1.0	5.1	0.85	8.0	1355

RADIATION SCREENING DATA	PUMP PRIOR TO SAMPLING (cps)		PUMP AFTER SAMPLING (cps)	

MONITORING DATA COLLECTED DURING PURGING OPERATIONS

DATE	TIME (min)	PUMPING RATE (L/min)	CUMULATIVE VOL (GALLONS)	TEMPERATURE (C)	SPEC. COND (umhos)	pH	Eh	DISSOLVED OXYGEN	TURBIDITY (NTU)
3/27/98	1436	0.6	5.1	6.06	679	6.56	334	6.37	5.0

SAMPLING RECORD - GROUNDWATER

PARSONS ENGINEERING - SCIENCE, INC.	CLIENT: USACOE	WELL #: MW-53

SAMPLING ORDER		TAL/ TCL	PRESERV.	BOTTLES COUNT/ VOLUME	BOTTLES TYPE	SAMPLE NO.	TIME 3/27/98	CHECKED BY/ DATE
~~1~~	~~VOA 524.2~~		~~HCL~~	~~3/ 40 ml~~	~~VOA~~	~~AL150~~	~~1440~~	~~KKS~~
~~1A~~	~~NYSCLP~~		~~HCL~~	~~3/ 40 ml~~	~~VOA~~			
~~2~~	~~Methane/ Ethane/Ethene~~		~~HCL~~	~~3/ 40ml~~	~~VOA~~			
3	METALS		HNO3	1/ 1 L	HDPE	AL150	1440	KKS
4	CN		NAOH	1/ 1 L	HDPE	↓	↓	↓
~~5~~	~~DOC (filtered)~~		~~H2SO4~~	~~2/ 40ml~~	~~VOA~~			
~~6~~	~~ALK./SULF./CHLOR.~~		~~NONE~~	~~1/ 1 L~~	~~HDPE~~			
~~7~~	~~NITRATE/ NITRITE~~		~~H2SO4~~	~~1/ 1L~~	~~HDPE~~			
~~8~~	~~FE+2 (field tested)~~							
9								
10								
11								
12								
13								
14								
15								

QA/QC

BOTTLE COUNTS ARE TRIPLED IF MS/ MSD SAMPLES ARE COLLECTED

QA/QC DUPLICATE SAMPLE COLLECTED? YES (NO)

Duplicate Sample Name: _____

MRD Sample Name: _____

QA/QC rinsate sample name: _____

MATRIX SPIKE sample collected? YES (NO)

INVESTIGATION DERIVED WASTE (IDW):

DATE:	3/27/98			
VOLUME:	5 gal.			
DRUM #, LOCATION:	ASH-5W			

COMMENTS:

SAMPLING RECORD - GROUNDWATER

PARSONS ENGINEERING - SCIENCE, INC.	CLIENT: USACOE	WELL #: MW-56
PROJECT: 1st Quarterly Monitoring - 1998		DATE: 3/26/98
SWMU # (AREA) Ash Landfill		INSPECTORS: KKS
SOP NO.: 17		PUMP #: N/A

WEATHER / FIELD CONDITIONS CHECKLIST (RECORD MAJOR CHANGES) — **MONITORING**

DATE	TIME (24 HR)	TEMP (APPRX)	WEATHER (APPRX)	REL. HUMIDITY (GEN)	WIND DIRECTION (0 - 360)	GROUND / SITE SURFACE CONDITIONS	INSTRUMENT	READING (UNITS)
3/26/98	1200	P. Cloudy	55°F			Muddy	OVM-580	PPM (Isobut.)

WELL DIAMETER FACTORS

DIAMETER (INCHES):	1	1.5	2	3	4	5	6	7	8	9	10
GALLONS / FOOT:	0.041	0.092	0.163	0.367	0.654	1.02	1.47	2.00	2.61	3.30	5.87

STANDING WATER VOLUME = WELL DIAMETER FACTOR * WATER COLUMN

HISTORIC DATA	DEPTH POW (TOC)	DEPTH TOP OF SCREEN	WELL DEV. TURBIDITY	WELL DEV. pH	WELL DEV. SPEC. COND
	6.88	4.5			

DATA COLLECTED AT WELL SITE	PID READING (OPENING WELL)	STATIC WATER LEVEL	CALCULATED STANDING WATER VOL. (GAL)	DEPTH TO PUMP INTAKE ~~(DEPTH TOS - 2 ft)~~	PUMPING START TIME
	0	3.06	0.6	5.5'	1308

RADIATION SCREENING DATA	PUMP PRIOR TO SAMPLING (cps)		PUMP AFTER SAMPLING (cps)	

MONITORING DATA COLLECTED DURING PURGING OPERATIONS

DATE	TIME (min)	PUMPING RATE (L/min)	CUMULATIVE VOL (GALLONS)	TEMPERATURE (C)	SPEC. COND (umhos)	pH	Eh	DISSOLVED OXYGEN	TURBIDITY (NTU)
3/26/98	1345	0.26	1.7	4.95	584	6.73	305	1.92	28.0

SAMPLING RECORD - GROUNDWATER

PARSONS ENGINEERING - SCIENCE, INC.	CLIENT: USACOE	WELL #: MW-56

	SAMPLING ORDER	TAL/ TCL	PRESERV.	BOTTLES COUNT/ VOLUME	BOTTLES TYPE	SAMPLE NO.	TIME 3/26/98	CHECKED BY/ DATE
1	VOA-524.2		HCL	3/ 40 ml	VOA	AL151	1350	KKS
~~1A~~	~~-NTSCLP~~		HCL	3/ 40 ml	VOA			
2	Methane/ Ethane/Ethene		HCL	3/ 40ml	VOA			
3	METALS		HNO3	1/ 1 L	HDPE			
4	CN		NAOH	1/ 1 L	HDPE			
5	DOC (filtered)		H2SO4	2/ 40ml	VOA			
6	ALK./SULF./CHLOR.		NONE	1/ 1 L	HDPE			
7	NITRATE/ NITRITE		H2SO4	1/ 1L	HDPE			
8	FE+2 (field tested)	0.13 mg/l		average of two samples	(0.10, 0.15 mg/l)			
9								
10								
11								
12								
13								
14								
15								

QA/QC BOTTLE COUNTS ARE TRIPLED IF MS/ MSD SAMPLES ARE COLLECTED

QA/QC DUPLICATE SAMPLE COLLECTED? YES (NO)

Duplicate Sample Name: _____

MRD Sample Name: _____

QA/QC rinsate sample name: _____

MATRIX SPIKE sample collected? YES (NO)

INVESTIGATION DERIVED WASTE (IDW):

DATE:	3/29/98			
VOLUME:	1.7 gal			
~~DRUM #~~ LOCATION:	On Ground			

COMMENTS:

SAMPLING RECORD - GROUNDWATER

PARSONS ENGINEERING - SCIENCE, INC.	CLIENT: USACOE	WELL #: MW-57D

PROJECT:	1st Quarterly Monitoring - 1998	DATE:	3/26/98
SWMU # (AREA)	Ash Landfill	INSPECTORS:	KKS
SOP NO.:	17	PUMP #:	N/A

WEATHER / FIELD CONDITIONS CHECKLIST (RECORD MAJOR CHANGES) — **MONITORING**

DATE	TIME (24 HR)	TEMP (APPRX)	WEATHER (APPRX)	REL. HUMIDITY (GEN)	WIND DIRECTION (0 - 360)	GROUND / SITE SURFACE CONDITIONS	INSTRUMENT	READING (UNITS)
3/26/98	1130	55°F	P. Cloudy			Muddy	OVM-580	PPM (Isobut.)

WELL DIAMETER FACTORS

DIAMETER (INCHES):	1	1.5	2	3	4	5	6	7	8	9	10
GALLONS / FOOT:	0.041	0.092	0.163	0.367	0.654	1.02	1.47	2.00	2.61	3.30	5.87

STANDING WATER VOLUME = WELL DIAMETER FACTOR * WATER COLUMN

HISTORIC DATA	DEPTH POW (TOC)	DEPTH TOP OF SCREEN	WELL DEV. TURBIDITY	WELL DEV. pH	WELL DEV. SPEC. COND
	35.09'	16.0			

DATA COLLECTED AT WELL SITE	PID READING (OPENING WELL)	STATIC WATER LEVEL	CALCULATED STANDING WATER VOL. (GAL)	DEPTH TO PUMP INTAKE (DEPTH TOS + 2 ft)	PUMPING START TIME
	0	1.69'	5.5	26.0	1200

RADIATION SCREENING DATA	PUMP PRIOR TO SAMPLING (cps)		PUMP AFTER SAMPLING (cps)	

MONITORING DATA COLLECTED DURING PURGING OPERATIONS

DATE	TIME (min)	PUMPING RATE (L/min)	CUMULATIVE VOL (GALLONS)	TEMPERATURE (C)	SPEC. COND (umhos)	pH	Eh	DISSOLVED OXYGEN	TURBIDITY (NTU)
3/26/98	1240	0.250	2.5	11.07	591	8.81	181	0.18	17.5

SAMPLING RECORD - GROUNDWATER

PARSONS ENGINEERING - SCIENCE, INC.	CLIENT: USACOE	WELL #: MW-57D

SAMPLING ORDER		TAL/ TCL	PRESERV.	BOTTLES COUNT/ VOLUME	BOTTLES TYPE	SAMPLE NO.	TIME 3/26/98	CHECKED BY/ DATE
~~1~~	~~VOA-524.2~~		HCL	3/ 40 ml	VOA			
~~1A~~	~~-NYSCLP~~		HCL	3/ 40 ml	VOA			
~~2~~	~~Methane/ Ethane/Ethene~~		HCL	3/ 40ml	VOA			
3	METALS		HNO3	1/ 1 L	HDPE	AL143	1245	KKS
4	CN		NAOH	1/ 1 L	HDPE	↓	↓	KKS
~~5~~	~~DOC (filtered)~~		H2SO4	2/ 40ml	VOA			
~~6~~	~~ALK/SULF./CHLOR.~~		NONE	1/ 1 L	HDPE			
~~7~~	~~NITRATE/ NITRITE~~		H2SO4	1/ 1L	HDPE			
~~8~~	~~FE+2 (field tested)~~							
9								
10								
11								
12								
13								
14								
15								

QA/QC

BOTTLE COUNTS ARE TRIPLED IF MS/ MSD SAMPLES ARE COLLECTED

QA/QC DUPLICATE SAMPLE COLLECTED? YES (NO)

Duplicate Sample Name: _____

MRD Sample Name: _____

QA/QC rinsate sample name: _____

MATRIX SPIKE sample collected? YES (NO)

INVESTIGATION DERIVED WASTE (IDW):

DATE:	3/26/98			
VOLUME:	2.5 gal			
~~DRUM~~#, LOCATION:	On Ground			

COMMENTS:

SAMPLING RECORD - GROUNDWATER

PARSONS ENGINEERING - SCIENCE, INC.	CLIENT: USACOE	WELL #: MW-58D

PROJECT:	1st Quarterly Monitoring - 1998	DATE:	3/26/98
SWMU # (AREA)	Ash Landfill	INSPECTORS:	KKS
SOP NO.:	17	PUMP #:	N/A

WEATHER / FIELD CONDITIONS CHECKLIST (RECORD MAJOR CHANGES)

DATE	TIME (24 HR)	TEMP (APPRX)	WEATHER (APPRX)	REL. HUMIDITY (GEN)	WIND DIRECTION (0 - 360)	GROUND / SITE SURFACE CONDITIONS

MONITORING

INSTRUMENT	READING (UNITS)
OVM-580	PPM (Isobut.)

WELL DIAMETER FACTORS

DIAMETER (INCHES):	1	1.5	2	3	4	5	6	7	8	9	10
GALLONS / FOOT:	0.041	0.092	0.163	0.367	0.654	1.02	1.47	2.00	2.61	3.30	5.87

STANDING WATER VOLUME = WELL DIAMETER FACTOR * WATER COLUMN

HISTORIC DATA	DEPTH POW (TOC)	DEPTH TOP OF SCREEN	WELL DEV. TURBIDITY	WELL DEV. pH	WELL DEV. SPEC. COND
	57.29'	37.5'			

DATA COLLECTED AT WELL SITE	PID READING (OPENING WELL)	STATIC WATER LEVEL	CALCULATED STANDING WATER VOL. (GAL)	DEPTH TO PUMP INTAKE (DEPTH TOS + 2 ft)	PUMPING START TIME
	Q	1.86'	9.0	47.0'	1420

RADIATION SCREENING DATA	PUMP PRIOR TO SAMPLING (cps)		PUMP AFTER SAMPLING (cps)	

MONITORING DATA COLLECTED DURING PURGING OPERATIONS

DATE	TIME (min)	PUMPING RATE (L/min)	CUMULATIVE VOL (GALLONS)	TEMPERATURE (C)	SPEC. COND (umhos)	pH	Eh	DISSOLVED OXYGEN	TURBIDITY (NTU)
3/26/98	1530	0.2	2.7	12.03	614	8.94	86	0.15	254

SAMPLING RECORD - GROUNDWATER

PARSONS ENGINEERING - SCIENCE, INC.	CLIENT: USACOE	WELL #: MW-58D

SAMPLING ORDER		TAL/ TCL	PRESERV.	BOTTLES COUNT/ VOLUME	BOTTLES TYPE	SAMPLE NO.	TIME 3/26/98	CHECKED BY/ DATE
~~1~~	~~VOA 524.2~~		HCL	3/ 40 ml	VOA			
~~1A~~	~~-NTSCLP~~		HCL	3/ 40 ml	VOA			
~~2~~	~~Methane/ Ethane/Ethene~~		HCL	3/ 40ml	VOA			
3	METALS		HNO3	1/ 1 L	HDPE	AL152	1535	KKS
4	CN		NAOH	1/ 1 L	HDPE	↓	↓	↓
~~5~~	~~DOC (filtered)~~		H2SO4	2/ 40ml	VOA			
~~6~~	~~ALK./SULP./CHLOR.~~		NONE	1/ 1 L	HDPE			
~~7~~	~~NITRATE/ NITRITE~~		H2SO4	1/ 1L	HDPE			
~~8~~	~~FE+2 (field tested)~~							
9								
10								
11								
12								
13								
14								
15								

QA/QC

BOTTLE COUNTS ARE TRIPLED IF MS/ MSD SAMPLES ARE COLLECTED

QA/QC DUPLICATE SAMPLE COLLECTED? YES (NO)

Duplicate Sample Name: _____

MRD Sample Name: _____

QA/QC rinsate sample name: _____

MATRIX SPIKE sample collected? YES (NO)

INVESTIGATION DERIVED WASTE (IDW):

DATE:	3/ 26/98			
VOLUME:	10.7			
~~DRUM~~#, LOCATION:	On Ground			

COMMENTS:

SAMPLING RECORD - GROUNDWATER

PARSONS ENGINEERING - SCIENCE, INC.	CLIENT: USACOE	WELL #: MW-59

PROJECT:	1st Quarterly Monitoring - 1998	DATE:	3/24/98
SWMU # (AREA)	Ash Landfill	INSPECTORS:	KKS
SOP NO.:	17	PUMP #:	N/A

WEATHER / FIELD CONDITIONS CHECKLIST (RECORD MAJOR CHANGES) — **MONITORING**

DATE	TIME (24 HR)	TEMP (APPRX)	WEATHER (APPRX)	REL. HUMIDITY (GEN)	WIND DIRECTION (0 - 360)	GROUND / SITE SURFACE CONDITIONS	INSTRUMENT	READING (UNITS)
3/24/98	1100	28°F	Sunny			Muddy	OVM-580	PPM (Isobut.)

WELL DIAMETER FACTORS

DIAMETER (INCHES):	1	1.5	2	3	4	5	6	7	8	9	10
GALLONS / FOOT:	0.041	0.092	0.163	0.367	0.654	1.02	1.47	2.00	2.61	3.30	5.87

STANDING WATER VOLUME = WELL DIAMETER FACTOR * WATER COLUMN

HISTORIC DATA	DEPTH POW (TOC)	DEPTH TOP OF SCREEN	WELL DEV. TURBIDITY	WELL DEV. pH	WELL DEV. SPEC. COND
	9.10	4.8			

DATA COLLECTED AT WELL SITE	PID READING (OPENING WELL)	STATIC WATER LEVEL	CALCULATED STANDING WATER VOL. (GAL)	DEPTH TO PUMP INTAKE ~~(DEPTH TOC - 1.0)~~	PUMPING START TIME
	Ø	2.14	1.2	6.8	1105

RADIATION SCREENING DATA	PUMP PRIOR TO SAMPLING (cps)		PUMP AFTER SAMPLING (cps)	

MONITORING DATA COLLECTED DURING PURGING OPERATIONS

DATE	TIME (min)	PUMPING RATE (L/min)	CUMULATIVE VOL (GALLONS)	TEMPERATURE (C)	SPEC. COND (umhos)	pH	Eh	DISSOLVED OXYGEN	TURBIDITY (NTU)
3/24/98	1133	0.4	2.5	4.69	2000	6.47	299	0.52	2.0

SAMPLING RECORD - GROUNDWATER

PARSONS ENGINEERING - SCIENCE, INC.	CLIENT: USACOE	WELL #: MW-59

SAMPLING ORDER		TAL/ TCL	PRESERV.	BOTTLES COUNT/ VOLUME	BOTTLES TYPE	SAMPLE NO. 3/24/98	TIME	CHECKED BY/ DATE
1	VOA-524.2		HCL	3/ 40 ml	VOA	AL153	1135	KKS
~~1A~~	~~[illegible]~~		~~HCL~~	~~3/ 40 ml~~	~~VOA~~			
2	Methane/ Ethane/Ethene		HCL	3/ 40ml	VOA			
~~3~~	~~METALS~~		~~HNO3~~	~~1/ 1 L~~	~~HDPE~~			
~~4~~	~~CN~~		~~NAOH~~	~~1/ 1 L~~	~~HDPE~~			
5	DOC (filtered)		H2SO4	2/ 40ml	VOA			
6	ALK./SULF./CHLOR.		NONE	1/ 1 L	HDPE			
7	NITRATE/ NITRITE		H2SO4	1/ 1L	HDPE			
8	FE+2 (field tested)	0.03 mg/l						
9								
10								
11								
12								
13								
14								
15								

QA/QC

BOTTLE COUNTS ARE TRIPLED IF MS/ MSD SAMPLES ARE COLLECTED

QA/QC DUPLICATE SAMPLE COLLECTED? YES NO

Duplicate Sample Name: _____

MRD Sample Name: _____

QA/QC rinsate sample name: _____

MATRIX SPIKE sample collected? YES NO

INVESTIGATION DERIVED WASTE (IDW):

DATE:	3/24/98			
VOLUME:	2.5			
~~DRUM~~ #, LOCATION:	On Ground			

COMMENTS:

SAMPLING RECORD - GROUNDWATER

PARSONS ENGINEERING - SCIENCE, INC.	CLIENT: USACOE	WELL #: MW-60

PROJECT:	1st Quarterly Monitoring - 1998	DATE:	3/24/98
SWMU # (AREA)	Ash Landfill	INSPECTORS:	KKS
SOP NO.:	17	PUMP #:	N/A

WEATHER / FIELD CONDITIONS CHECKLIST (RECORD MAJOR CHANGES) — **MONITORING**

DATE	TIME (24 HR)	TEMP (APPRX)	WEATHER (APPRX)	REL. HUMIDITY (GEN)	WIND DIRECTION (0 - 360)	GROUND / SITE SURFACE CONDITIONS	INSTRUMENT	READING (UNITS)
3/24/98	1330	35°	Partly Sun			Muddy	OVM-580	PPM (Isobut.)

WELL DIAMETER FACTORS

DIAMETER (INCHES):	1	1.5	2	3	4	5	6	7	8	9	10
GALLONS / FOOT:	0.041	0.092	0.163	0.367	0.654	1.02	1.47	2.00	2.61	3.30	5.87

STANDING WATER VOLUME = WELL DIAMETER FACTOR * WATER COLUMN

HISTORIC DATA	DEPTH POW (TOC)	DEPTH TOP OF SCREEN	WELL DEV. TURBIDITY	WELL DEV. pH	WELL DEV. SPEC. COND
	9.5	5.2			

DATA COLLECTED AT WELL SITE	PID READING (OPENING WELL)	STATIC WATER LEVEL	CALCULATED STANDING WATER VOL. (GAL)	DEPTH TO PUMP INTAKE ~~(DEPTH TOC - 2.0)~~	PUMPING START TIME
	0	1.8	1.25	7.2	1335

RADIATION SCREENING DATA	PUMP PRIOR TO SAMPLING (cps)		PUMP AFTER SAMPLING (cps)	

MONITORING DATA COLLECTED DURING PURGING OPERATIONS

DATE	TIME (min)	PUMPING RATE (L/min)	CUMULATIVE VOL (GALLONS)	TEMPERATURE (C)	SPEC. COND (umhos)	pH	Eh	DISSOLVED OXYGEN	TURBIDITY (NTU)
3/24/98	1405	0.32 L/min	2.6	4.37	519	6.75	285	0.12	0.49

SAMPLING RECORD - GROUNDWATER

PARSONS ENGINEERING - SCIENCE, INC.	CLIENT: USACOE	WELL #: ~~MW~~ FH-5

	SAMPLING ORDER	TAL/ TCL	PRESERV.	BOTTLES COUNT/ VOLUME	BOTTLES TYPE	SAMPLE NO.	TIME 3/18/98	CHECKED BY/ DATE
1	VOA-524.2		HCL	3/ 40 ml	VOA	AL130	1345	KKS
1A	- NYSCLP		HCL	3/ 40 ml	VOA			
2	Methane/ Ethane/Ethene		HCL	3/ 40ml	VOA			
3	METALS		HNO3	1/ 1 L	HDPE			
4	CN		NAOH	1/ 1 L	HDPE			
5	DOC (filtered)		H2SO4	2/ 40ml	VOA			
6	ALK./SULF./CHLOR.		NONE	1/ 1 L	HDPE			
7	NITRATE/ NITRITE		H2SO4	1/ 1L	HDPE			
8	FE+2 (field tested)							
9								
10								
11								
12								
13								
14								
15								

QA/QC BOTTLE COUNTS ARE TRIPLED IF MS/ MSD SAMPLES ARE COLLECTED

QA/QC DUPLICATE SAMPLE COLLECTED? YES NO

Duplicate Sample Name: _____

MRD Sample Name: _____

QA/QC rinsate sample name: _____

MATRIX SPIKE sample collected? YES NO

INVESTIGATION DERIVED WASTE (IDW):

DATE:				
VOLUME:				
DRUM #, LOCATION:				

COMMENTS: Purge water on ground

SAMPLING RECORD - GROUNDWATER

PARSONS ENGINEERING - SCIENCE, INC.	CLIENT: USACOE	WELL #: MW FH-D

PROJECT:	1st Quarterly Monitoring - 1998	DATE:	3/18/98
SWMU # (AREA)	Ash Landfill	INSPECTORS:	KKS
SOP NO.:	17	PUMP #:	N/A

WEATHER / FIELD CONDITIONS CHECKLIST (RECORD MAJOR CHANGES)

DATE	TIME (24 HR)	TEMP (APPRX)	WEATHER (APPRX)	REL. HUMIDITY (GEN)	WIND DIRECTION (0 - 360)	GROUND / SITE SURFACE CONDITIONS

MONITORING

INSTRUMENT	READING (UNITS)
OVM-580	PPM (Isobut.)

WELL DIAMETER FACTORS

DIAMETER (INCHES):	1	1.5	2	3	4	5	6	7	8	9	10
GALLONS / FOOT:	0.041	0.092	0.163	0.367	0.654	1.02	1.47	2.00	2.61	3.30	5.87

STANDING WATER VOLUME =
WELL DIAMETER FACTOR * WATER COLUMN

HISTORIC DATA	DEPTH POW (TOC)	DEPTH TOP OF SCREEN	WELL DEV. TURBIDITY	WELL DEV. pH	WELL DEV. SPEC. COND

DATA COLLECTED AT WELL SITE	PID READING (OPENING WELL)	STATIC WATER LEVEL	CALCULATED STANDING WATER VOL. (GAL)	DEPTH TO PUMP INTAKE (DEPTH TOS + 2 ft)	PUMPING START TIME

RADIATION SCREENING DATA	PUMP PRIOR TO SAMPLING (cps)		PUMP AFTER SAMPLING (cps)	

MONITORING DATA COLLECTED DURING PURGING OPERATIONS

DATE	TIME (min)	PUMPING RATE (L/min)	CUMULATIVE VOL (GALLONS)	TEMPERATURE (C)	SPEC. COND (umhos)	pH	Eh	DISSOLVED OXYGEN	TURBIDITY (NTU)

Well is used for household purposes ie tap water.

Well was purged for 10 min. at the kitchen sink and the sample was collected from the kitchen faucet.

Rotten egg odor and effervesent.

SAMPLING RECORD - GROUNDWATER

PARSONS ENGINEERING - SCIENCE, INC.	CLIENT: USACOE	WELL #: ~~MW~~ FH-D

	SAMPLING ORDER	TAL/ TCL	PRESERV.	BOTTLES COUNT/ VOLUME	BOTTLES TYPE	SAMPLE NO.	TIME 3/18/98	CHECKED BY/ DATE
1	VOA-524.2		HCL	3/ 40 ml	VOA	AL131	1335	
1A	- NYSCLP		HCL	3/ 40 ml	VOA			
2	Methane/ Ethane/Ethene		HCL	3/ 40ml	VOA			
3	METALS		HNO3	1/ 1 L	HDPE			
4	CN		NAOH	1/ 1 L	HDPE			
5	DOC (filtered)		H2SO4	2/ 40ml	VOA			
6	ALK./SULF./CHLOR.		NONE	1/ 1 L	HDPE			
7	NITRATE/ NITRITE		H2SO4	1/ 1L	HDPE			
8	FE+2 (field tested)							
9								
10								
11								
12								
13								
14								
15								

QA/QC

BOTTLE COUNTS ARE TRIPLED IF MS/ MSD SAMPLES ARE COLLECTED

QA/QC DUPLICATE SAMPLE COLLECTED? YES NO

Duplicate Sample Name: _____

MRD Sample Name: _____

QA/QC rinsate sample name: _____

MATRIX SPIKE sample collected? YES NO

INVESTIGATION DERIVED WASTE (IDW):

DATE:				
VOLUME:				
DRUM #, LOCATION:				

COMMENTS: Purge water down kitchen sink

SAMPLING RECORD - GROUNDWATER

PARSONS ENGINEERING - SCIENCE, INC.	CLIENT: USACOE	WELL #: ~~MW~~ BN-S

PROJECT:	1st Quarterly Monitoring - 1998	DATE:	3/18/98
SWMU # (AREA)	Ash Landfill	INSPECTORS:	KKS
SOP NO.:	17	PUMP #:	N/A

WEATHER / FIELD CONDITIONS CHECKLIST (RECORD MAJOR CHANGES)

DATE	TIME (24 HR)	TEMP (APPRX)	WEATHER (APPRX)	REL. HUMIDITY (GEN)	WIND DIRECTION (0 - 360)	GROUND / SITE SURFACE CONDITIONS	MONITORING INSTRUMENT	MONITORING READING (UNITS)
							OVM-580	PPM (Isobut.)

WELL DIAMETER FACTORS

DIAMETER (INCHES):	1	1.5	2	3	4	5	6	7	8	9	10
GALLONS / FOOT:	0.041	0.092	0.163	0.367	0.654	1.02	1.47	2.00	2.61	3.30	5.87

STANDING WATER VOLUME = WELL DIAMETER FACTOR * WATER COLUMN

HISTORIC DATA	DEPTH POW (TOC)	DEPTH TOP OF SCREEN	WELL DEV. TURBIDITY	WELL DEV. pH	WELL DEV. SPEC. COND

DATA COLLECTED AT WELL SITE	PID READING (OPENING WELL)	STATIC WATER LEVEL	CALCULATED STANDING WATER VOL. (GAL)	DEPTH TO PUMP INTAKE (DEPTH TOS + 2 ft)	PUMPING START TIME

RADIATION SCREENING DATA	PUMP PRIOR TO SAMPLING (cps)		PUMP AFTER SAMPLING (cps)	

MONITORING DATA COLLECTED DURING PURGING OPERATIONS

DATE	TIME (min)	PUMPING RATE (L/min)	CUMULATIVE VOL (GALLONS)	TEMPERATURE (C)	SPEC. COND (umhos)	pH	Eh	DISSOLVED OXYGEN	TURBIDITY (NTU)

Well is located near barn at the farm house location.

It is hand dug approx 3' wide and 10' deep.

No purge or parameters taken.

Sampled with a decomed teflon bailer.

SAMPLING RECORD - GROUNDWATER

PARSONS ENGINEERING - SCIENCE, INC.	CLIENT: USACOE	WELL #: ~~MW~~ BN-5

	SAMPLING ORDER	TAL/ TCL	PRESERV.	BOTTLES COUNT/ VOLUME	BOTTLES TYPE	SAMPLE NO.	TIME 3/18/98	CHECKED BY/ DATE
1	VOA-524.2		HCL	3/ 40 ml	VOA	AL132	1355	KKS
1A	- NYSCLP		HCL	3/ 40 ml	VOA			
2	Methane/ Ethane/Ethene		HCL	3/ 40ml	VOA			
3	METALS		HNO3	1/ 1 L	HDPE			
4	CN		NAOH	1/ 1 L	HDPE			
5	DOC (filtered)		H2SO4	2/ 40ml	VOA			
6	ALK./SULF./CHLOR.		NONE	1/ 1 L	HDPE			
7	NITRATE/ NITRITE		H2SO4	1/ 1L	HDPE			
8	FE+2 (field tested)							
9								
10								
11								
12								
13								
14								
15								

QA/QC

BOTTLE COUNTS ARE TRIPLED IF MS/ MSD SAMPLES ARE COLLECTED

QA/QC DUPLICATE SAMPLE COLLECTED? YES NO

Duplicate Sample Name: _____

MRD Sample Name: _____

QA/QC rinsate sample name: _____

MATRIX SPIKE sample collected? YES NO

INVESTIGATION DERIVED WASTE (IDW):

DATE:				
VOLUME:				
DRUM #, LOCATION:				

COMMENTS: No waste

Book 1 of 1

"Rite in the Rain"®

ALL-WEATHER

LEVEL

Notebook No. 311

Seneca Army Depot

Quarterly Monitoring Program

March 1998

730769-01005

MINERS

INCORPORATED

RIGGINS, IDAHO 83549

IDW
DRUM ~~INVENTORY~~ [illegible]

DRUM NUMBER	LOCATION	ORIGIN OF CONTENTS	AMOUNT	~~START~~ (GAL) DATE
ASH-5W	Ash	PT 21A	3 gal	3/28/98
		MW 46	2 gal	3/28/98
		PT 12A	~~1.00~~ 1.5 gals	3/28/98
		PT 24	2 gal	3/28/98
		PT-29	3 ~~4~~ gal	3/28/98
		PT-19	5 gal	3/27/98
		MW-53	5 gal	3/27/98

3/18/98

1300 Meet Dan Cummitty of the New York Dept of Health to split samples at the farm house wells

1335 Loc ID FH-D - Sample ID# AL131
Sampled from kitchen tap
no parameters taken -

1345 Loc ID FH-S Sample ID# AL130
Sampled from tap on pump/holdi[illegible] tank. Allowed to purge for 15

1355 Loc ID# BN-S Sample ID# AL1[illegible]
Sampled with 2" x 3' teflon bailer
No parameter or purge done -
hand dug well.
Analysis for all three wells:
VOC 524.2 - preserved w/ H[illegible]
Shipped 3/19/98 - Start SDG #1

3/23/98 Weather - Sun/clouds, intermittent Snow, 25°-35°

0600 Syracuse - Ian Reed's flight delayed to 0905.

0915 Pickup Ian

1030 Arrive @ Depot

Straighten out ID problem with lab

Mike Wilkinson on site - his activities, for Tering - Label bottles, re-sample pack and ship one re-located location, go to Geneva and copy all EBS documents before shipping them to the office.

IR + KKS have lunch and do Ash Landfill water levels.

1540 Return to trailer with H_2O Instrument from Bldg 323. Ian preps sampling supplies, KKS checks H_2O, which was shipped last minute on Friday.

Turbidity sensor not right. We'll use our instrument.

3/23/98

Water Levels

Level

WATER ID # 1 (TOR)

Well #	Time	Depth H_2O	Comments
PT26	1244	3.04'	OK
MW56	1254	3.13'	PVC heaved ~0.3' - using lock on [illegible] cap
TOR above Ground level = 2.88'			Cannot lock Protective Casing
MW57D	1258	1.69'	Pad in fragments
MW58D	1302	1.35'	No Pad - water above G.S.
MW34	1354	2.74'	OK
MW37	1358	2.51'	OK
MW32	1402	3.84'	No Tubing, No Stamp
MW33	1405	3.71	OK No Stamp
PT15	1408	4.02'	OK - No Stamp
PT25	1411	3.58'	OK
MW31	1414	2.48'	OK
MW30	1416	3.93'	OK
MW29	1420	6.10'	OK
MW55D	1422	5.56	OK
MW54D	1423	5.12'	OK
MW53	1425	5.78	OK
PT17	1428	4.29'	OK
PT22	1433	4.31	OK
PT21A	1435	3.89	Pad Heaved 0.3'/tube short
	Drain hole too large - Mouse nest inside/ No Lock		
PT20	1433	4.94	OK

3/23/98

Well #	Time	(TOC) Depth to water	Comments
PT 19	1444	2.17'	Riser Broken + detached
		at -0.6' (Below Ground surface.)	
PT 12A	1450	3.14	No Lock
PT-18	1452	4.40	OK
MW 40	1454	3.45	Pad Heaved 0.3'
PT 11	1458	4.24	No Lock
MW 59	1500	2.13	OK
MW 60	1501	1.95	OK
MW 42D	1507	2.37	OK

Picked up Hydrolab at 323.
Shipped without calibration or QC Check.

1700

.163

3/24/98 Weather - sunny 20's

0710 On Site

Calibrate H2O S/N 24544 Scout S/N 25976

Parameter	Standard	Reading	Set to	Reading	
O_2 - mg/l	Sat. Air	9.20	8.68	8.69	
pH 7	pH 7	7.07	7.00	7.00	
pH	pH 4	4.05	4.00		
Cond wS	1000	1097	1000	1099	Will not calibrate lower
	100	107	—		
Turbidity NTU	0	0	0	0	
	52	63.5	52	51.5	
	13	12.4	—	—	
Redox (mV)					
pH 7	287	269	287	287	
pH 4	463	463	—	—	

0926 PT 11 WL = 4.20

Well Specs = POW = 19.52

TOS = N/A 1 Vol = 2.5 gal

Very Slow Well - Intake @ 17.5'

0940 Start Pumping PT-11

0945 [illegible] 360 ml/min WL = 10.1

3/24/98 PT-11

Time	Rate	WL	Vol	Temp	Cond	DO	pH	Redox	Turb
1000	270	12.58	1.5	5.72	1001	4.65	6.77	287	55.7
1006	100	13.82	1.8	5.80	1004	4.03	6.77	291	
1012	100	14.06	2.0	5.80	1003	4.47	6.77	292	63
1017	<100	14.19	2.2	5.73	1004	4.35	6.80	295	67
1022	<100	14.64	2.3	5.75	1001	4.40	6.81	297	65
1028	<100	14.8	2.5	5.96	999	4.48	6.82	298	62.3
1033	<100	15.5	2.7	6.04	993	4.45	6.84	299	60.5
1038	<100	15.80	2.80	6.09	981	4.37	6.85	301	59.5

Max Drawdown - will return tommorow
all Parameters stable except high turbidity (> 50)
Will return tommorow to sample — check for lower turbidity

1052 MW-59 Static = 2.14'

Well Specs = POW = 9.10 TOS = 4.8

Pump Intake = 6.8 Volume = 1.2 gal

1105 Start Pump @ MW-59 Rate = 400 ml/min @ 3'

1113	400	3.15	0.75	4.71	1183	1.1	6.47	304	3.5
1118	400	3.28	1.3	4.59	1191	0.68	6.47	302	3.0
1124	400	3.00	1.75	4.61	1196	0.58	6.49	301	2.9
1130	400	3.20	2.3	4.73	1203	0.49	6.47	299	2.5
1133	400	3.15	2.5	4.69	2000	0.52	6.47	299	2.0

1135 Sample MW-59 ID# AL153

VOC 524.2 Nitrite/Nitrate

M/E/E DOC - Filtered

Alk/Sulf/Chlor Fe = 0.03 mg/L

3-24-98 MW-60

Time	Rate	WL	Vol	Temp	Cond	DO	pH	Redox	Turb
13:25									
MW 60	Static WL = 1.8			intake = 7.2'					
	POW = 9.5			TOS = 5.2		Volume = 1.25 gal			
1335	Start Pump								
1346	360	2.45	0.6	4.71	544	0.28	6.75	288	0.76
1354	320	2.65	1.5	4.45	527	0.17	6.74	286	1.13
1400	320	2.65	2.0	4.44	523	0.15	6.76	285	0.70
1405	320	2.80	2.6	4.37	519	0.12	6.75	285	0.49
1415	Sample MW 60			ID # AL154					
	VOC 524.2			Alk, Sulf, Chlor					
	M/E/E			Nitrate/Nitrite					
	DOC - Filtered			Fe^{2+} = 0.01 mg/l					
1450	Setup @ MW40			Static 57'		POW = 14.71	TOS = 7.3'	Volume = 1.8	
1504	Start Pump @ 200 ml/min						Intake = 11.0		
1514	200	4.34	<.25	5.12	580	2.73	6.90	284	1.56
1522	200	5.06	.3	5.25	581	2.58	6.89	286	0.77
1526	240	5.42	0.75	5.13	582	2.55	6.89	287	0.75
1534	140	5.76	1.0	4.98	583	2.46	6.89	288	0.70
1540	Sample MW-40			AL # 142					
	VOC 524.2			Alk/Sulf/Chlor					
	M/E/E			Nitrate/Nitrite					
	DOC Filtered			Fe = 0.02					

3/25/88

0710 On Site Fax to Alan Cost Recovery

H20 Calibration

Parameter	Std	Reading	Set to	Reading
DO (mg/l)	8.57	8.71	8.57	8.56
pH	pH 7	6.97	7.00	7.00
	pH 4	4.00	—	—
Cond (µS)	1000	1116	Cannot set over	

Display unit "Out of range" if Cal setting is less than 1115. Using Fresh Std @ 23°C

	100	106.8	—	—	
Redox (mV)	255/285	273	285	285	pH 7 with Quinhydrone
	253°C/462	469	—	—	pH 4 with Quinhydrone
	Cal. Check ORP Std 100mV	310 mV	—	—	Zobel Solution?

0905 AT PT 11 - Purge well to remove stagnant water in tubing

Static = 5.42

0915 Sample PT 11 ID# AL155

VOC - 524.2 Alk/Sulf/Chlor

M/E/E Nitrite/Nitrate

DOC Filtered Fe = 0.01 mg/L

1000 Set up @ PT-26 Metal Only

Static = 3.02' POW = 14.00 TOS = 9.0

1012 Start Pumping Intake @ 11.5' OVM = 0

3/25/88

PT 26

Time	Rate	Vol	Wt	Temp	Cond	DO	pH	Redox	Turb
1022	400→280	.75	3.65						224
1030	280→200	1.4	3.55						99
1035	180	2.0	3.5						74.8
1040	200	2.25	3.45						58.4
1050	200	2.6	3.45						43.0
1100	200→250	5.5	3.58						35.00
	Try decrease rate to 100 -								
1202	120	5.7	3.40	5.82	802	6.88	6.71	417	27.2
1207	120	5.75	3.38	5.68	798	6.75	6.72	408	15.9
1212	120	5.80	3.35	5.63	797	6.75	6.73	406	15.5
1217	120	6.0	3.35	5.50	795	6.67	6.73	404	14.0

1220 Sample PT-26 AL # 137

TAL Metals + CN Only

Turbidity at .5 Liter Metals = 11.5 N = 0

3/25/98 PT 26 Cont'd

Although silt was removed from the sump prior to setting bladder Pump - Water was turbid - although slowly clearing

1100 Leave PT26 pumping to clear turbidity
Set remaining two pumps in field.

1118 MW52D Static = 2.34' PDW = 59.36'
TOS = 39.6 Intake @ 45.0'

1120 MW-47 Static = 2.80' DDW = 0 PDW = 8.56
TOS = 6.5 Intake @ 7.0'

1150 Return to PT 26 - I.R. getting lunch

1250 Setup for sampling MW-47

1305 Start Pump MW-47

3/25/98

MW-47

Time	Rate	WL	Vol	Temp	Cond	DO	pH	Redox	Turb
1305	480-400	3.7	1.0	4.45	521	1.97	6.75	357	20.6
1310	400-240	3.05	1.5	4.64	525	1.87	6.75	342	12.2
1315	240-125	3.00	1.75	4.81	526	1.82	6.75	327	14.5
1320	125	3.00	2.00	4.84	527	1.79	6.75	319	8.02
1325	125	3.00	2.2	4.80	526	1.76	6.75	318	7.99

1330 Sample MW-47 #AL 148

VOC 524.2
M/E/E
Metals
DOC - Filtered
CN

Alk/Sulf/Chlor
Nitrate/Nitrite
Fe = +0.04

1/2 Full Reading
6.34 NTU

3/25/98

1355 Start Pump @ MW-52D Static = 2.34
POW = 59.36 TOS = 39.6 Intake 45
Vol = 9.3 gal OVM = 0

Time	Rate	Vol	WL	Temp	Cond	DO	pH	Redox	Turb
1415	200-100	1.20	8.0	8.22	501	4.44	7.99	275	86.1
1420	100-120	1.25	8.55	7.55	502	4.84	8.00	274	
1453	~100	2.0	9.5	6.72	493	3.46	8.08	273	355

1515 Battery was dying upon return from setting it is unknown why turbidity increased. We plan on drawing down the well

1520 Water is clearing as well is drawn down.

1525	200	4.25	20.6	8.63	497	5.12	8.12	272	31.9
1530	~200	4.30	20.5	7.88	495	4.34	8.12	273	29.8
1603	200 > 100	5.0	26.0	8.10	487	3.90	8.23	269	69.0

16 Well recovering - rate turned down per M. Duchesneau 100 ml/min - pump additional 1 gallon

1608	~100	5.1	25.5	7.81	497	3.80	8.25	269	77.0
1613	~100	5.15	25.0	7.90	493	4.49	8.24	269	75.0

Turbidy increasing as well creeping up rate. Temp increasing

1618 700 ml/m

1628	700	6 gal	28.3	9.67	478	2.14	8.35	262	205
1635	700	7 gal	36.5						107

will pump down to 36.5 - parameter + sample

1645 7.8 gal removed pump left in well - well secured/locked tomorrow - battery dying 98.5

(Had to draw down well to 8' TOC to maintain a 100 ml/min recovery rate)

wells @ MW-57D + 58D rate was ~100 ml/min

We hooked up another battery to the Compressor to 20 ft and determine recovery rate. WL = 15'

recovers - Battery may not last due to less time to air cool - tubing is over 10' outside well.

3/25/98

1436 MW58D Static = 1.36'
POW = 57.29 TOS = 37.5
Intake @ 43'

TOS - 16 Intake = 26

1438 MW57D Static 1.68' - POW 35.0;
1600 Called Mike D - ok to sample
< 50 NTU - Need to remove
one well volume
1710 Complete installing pump in MW57D
Tomorrow we will determine if
MW 58D will cover @ 100 - 200 ml/min.
We'll chase it down to estimated top
of sand pack and allow to recover.
Then we will return to MW52 D -
take parameters + sample - flows
at 100 to 200 ml/min.
1730 Return to trailer - Start chain of custodys
+ store samples + instruments.
1800 Leave Site

KCS

3/26/98

0705 On Site
Make W. to pack two days samples
0725 Calibrate H_2O

Parameter	Std	Reading	Set to	Reading
DO mg/l	20°c/9.17	9.18	—	—
pH	pH 7	7.00	7.00	7.00
	pH 4	4.04	4.00	4.00
Cond (WS)	1000	1104	—	lowest cal setting
(MV)	100	104	—	lowest cal setting
Redox	22°c/291	283	291	283
	22°c/466	471	—	—
Turbidity	Hach	2100P		
NTU's	430	435	—	—
	4.95	5.20	—	—
	48.9	50.0		

0830 Return to MW52 D
Static = 2.75
0835 Start Pump - 200 ml/min

3/26/98

MW 52D Weather - 50° F. Cloudy, Showers Yesterdays Volume Removed = 7 gal

Time	Rate	WL	Vol	Temp	Cond	DO	pH	Redox	Turb
0847	400 200	6.7	0.6	8.24	518	1.41	8.30	216	227
0852	100	7.3	0.75	7.78	521	1.40	8.30	213	228/208 prior to cell
0858	100	7.78	0.85	7.98	511	1.35	8.31	210	196
0910	100	8.6	1.00	8.22	496	1.50	8.37	205	200
0916	100	8.9	1.20	8.35	490	1.49	8.38	204	219
0922	100	9.25	1.35	8.57	487	1.45	8.40	204	240
0932	100	9.60	1.50	8.67	488	1.39	8.41	204	235
0940	90		1.0	9.52	489	1.36	8.38	201	232
0950	90			9.57	489	1.33	8.41	201	243
1000	90	11.20	2.0	9.66	488	1.30	8.42	206	250

Called Office - PFM : He thinks Turbidity should be lower - Sand pack is probably silted up if low flow pumping can't clear water - pump well down again + return

1005	Turn up rate to 700 ml								
1010	700	21.0	4.0	9.77	479	1.48	8.44	211	166
1016	700	27.3	5.0	9.53	479	1.52	8.44	214	165
1020	600	33.0	6.0	9.48	478	1.57	8.44	217	

Battery dies - return to car to get back up - 24 sec to recover 0.1 @ 33.0'

4 min = .163 gal

1034	200 ml	32.0	6.5	10.08	478	1.57	8.44	217	185
1038	200 ml	32.0	6.65	10.17	478	1.96 Bubbles in cell	8.45	218	185
1044	200 ml	32.0	7.0	10.45	478	1.21	8.46	216	283
1050	200 ml	32.1	7.25	10.58	479	0.99	8.47	215	300
1055	200 ml	32.2	7.40	10.91	479	0.87	8.47	214	329
1100	200 ml	32.2	7.57	11.03	480	0.79	8.47	211	361

Mud City

3/26/98 Weather - partly cloudy, Mod wind, 55°F

Well is becoming more turbid as DO drops - other parameters stable - Options discussed with the office included a total draw down of water in well -

1111 Lowered pump to 2' from POW increase rate to 1200 ml/min I'm concerned about battery life at this pumping rate + depth -

1131 WL = 46' Total Volume removed = 3/25 - 7 gal + today 12 gals. raise pump to 15 ft above POW Come back tomorrow - Plan - ? - call office.

1156 Setup @ 57D Static = 1.69' POW = 35.09 TOS = 16.0 Intake = 26.0 One well Vol = 33.4 × .163 = 5.44 gal

1200 Start Pump

1301 MW 56 Static 3.06 POW = 6.88 TOS = 4.5 Intake = 5.5

1308 Start Pump ~~[illegible]~~ MW-56 @ 200 ml WL = 3.16 ~~KKS WL auto~~ WL maintained @ Top of pump One .62 gallons

3/26/97

MW57D

Time	Rate	WL	Vol Removed	Temp	Cond	DO	pH	Redox	Turb
1202	240	3.9							19.1
1209	250	4.0	1.0	10.11	600	0.34	8.81	184	16.0
1215	250	4.1	1.25	10.22	597	0.29	8.81	184	16.4/14.6
1220	240	4.1	1.70	10.31	595	0.24	8.81	184	
1230	240	4.1	1.8	10.57	596	0.22	8.82	184	13.7
1235	240	4.2	2.0	10.40	595	0.21	8.81	183	16.1
1240	250	4.2	2.5	11.07	591	0.18	8.81	181	17.5
1245	Sample MW-57D #AL-143								

Metal NTU's - mid sample 17.8 NTU

~~VOC 524.2~~ KKS

CN

~~[illegible]~~ KKS

← prior to cell

MW 58D

Intake @ 47.00' ~~47.27~~ Key

Setup @ MW 58D Static = 1.85' PW = 57.79 Vol = 9.91

Time	WL	Vol	Rate	Temp	Cond	DO	pH	Redox	Turb
1420	Start Pump								
1433	3.15	0.25	100	12.07	611	1.3	8.91	151	190
1435									240
1441	3.28	0.75	200	11.85	614	0.34	8.93	126	261
1450	3.3	1.25	200	12.63	615	0.26	8.95	112	243
1500	3.38	1.5	200	12.42	615	0.21	8.93	102	203
1510	3.35	1.8	200	12.20	615	0.19	8.94	95	272
1520	3.35	2.20	200	12.46	617	0.17	8.94	90	218
1525	3.38	2.50	200	12.32	617	0.16	8.94	88	242
1530	3.42	2.70	200	12.03	614	0.15	8.94	86	254

1535 AL 152 Sample Metals Mid Sample 226 NTU
MW 58D CN

1611 Pump well down to 18.0' Removed 10.7 gallons Very Turbid

3/26/98 1417

2.7
3.0
3

MW-56

Time	WL	Vol Removed	Rate	Temp	Cond	DO	pH	Redox	Turb
1320	3.19	.35	180	5.21	588	1.87	6.74	303	38.3
1325	3.2	.55	200	4.97	586	1.86	6.74	303	33.2
1330	3.2	.85	200	4.57	586	1.86	6.75	304	30.1
1335	3.2	1.05	200	4.67	585	1.90	6.72	304	27.2
1340	3.2	1.45	280	4.92	584	1.90	6.73	305	28.0
1345	3.2	1.70	260	4.95	584	1.92	6.73	305	28.0

1350 Sample AL 151 MW-56

VOC 524.2
MEE
DOC Filtered
Metals - 17.0 NTU
Mid Sample
CN

Alk / Sulf / Chlor
Nitrate / Nitrite
Fe^{+2} = 0.10 mg/L
0.15 mg/L

3/26/98

MW-36

Time	WL	Vol	Rate	Temp	Cond	DO	pH	Redox	Turbidity
1635	2.7	0.6	480	6.87	675	0.53	6.84	311	8.9
1640	2.75	1.25	480	6.69	677	0.49	6.84	311	2.59
1647	2.90	2.5	480	6.52	672	0.54	6.84	311	1.47

1650 Sample MW-36 ID# AL141

VOC 524.2 Matrix Spike / Dup (AL158) / MRD Split (AL141)

M/E/E

DOC (Filtered)

Alk / Sulf / Chlor

Nitrate / Nitrite

Fe^{+2} = 0.02 mg/l

3/26/98

3/26/98 MW-36 #

1600 Rinse Blank for #AL141 = AL159

VOC 524.2 w/ MRD Split

1603 Setup @ MW36 Static 2.32'

POW = 16.58 TOS = 6.20 Intake = 11.0

Vol - 2.3 gal

1625 Start Pump @ 480 ml/min WL Equal @ 2.7'

1755 Leave Site

3/27/98 Weather 70's

0710 On Site

Battery didn't charge overnight - bogus new "automatic" charger. We will go to the OB/OD Trailer and get another battery

Calibrate H20 W.Q. Instrument

Parameter	Std	Reading	Set to	Reading
DO	19.6/9.25	9.27	—	—
pH	7.00	6.99	—	—
	4.00	4.00	—	—
Cond	1000	1034	attempt to adjust - "Out of Range"	
	100	95.5	—	—
Redox mV	20.5°C / 294	279	294	294
	20.25°C / 469	485		

Zobel 100 mV 19.4°C = 390 mV

Last night I cleaned the electrodes, and discovered the cell had not been screwed on. The 1000 uS standard value has dropped 70 uS. I still cannot adjust calibration to 1000 uS.

Hach 2100P Turbidimeter

Turbidity NTU's	430	439	—	—
	4.95	5.25	—	—
	48.9	50.3		

OVM Calibration - S/N 202

3/22/98 100 ppm Isobut Span - 101.5 Reading

0930 Pump MW52D at 100-150 ml/min

Turbidity 465 at .10 gal

650 .20 gal

1000 .30

1000 .70 gal

Pull pump up slowly to 30' TOR - Turbidity 405

Pump .5 gal Turbidity 400

1000 Sample MW52D AL 157

Metals NTU 400

~~1050 Setup~~ CN

1050 Setup @ MW-27 10.34'

Static = 3.68' POW ~~7.58~~

TOS = 5.0' Intake = 9.0" Vol = 1 gal

Historically very slow well - will check recovery rates at different drawdowns - if it cannot stabilize at ~100 ml will pump dry and sample later

1110 WL dropping @ 5.0' / 120 ml/min

Drop to 7.0' (TOR) or Top of Pump

1115 0.8 gal removed - WL below Top of Pump

No sign of recovery - pump down to intake

1123 well pumped to 9.0' - 1.2 gal removed

PT-19

Time	WL	Rate	Volume	Temp	Cond	DO	pH	Redox	Turb
1150	3.20	1L to 680	3.0	5.16	470	.24	6.68	139	24
1158	2.75	600	4.0	5.25	431	.12	6.58	143	5.91
1201	2.65	600	4.5	5.25	424	0.10	6.58	145	3.76
1203	2.65	600	5.0	5.31	423	0.10	6.56	148	3.95

1205 Sample PT-19 AL # 138

VOC 524.2 Alk/Chlor/Sulf

M/E/E Nitrate/Nitrite

DOC (Filtered) Fe^{+2} = 0.80 - Immediate reaction (pink water)

5.0 gallons in ASH-5W Drum

3/27/98

3/27/98 OVN = 158 ppm

1130 Setup @ MW-19 Static = 1.75

POW = 11.37 TOS = 6.7 Intake 9.0

1143 Start Pump - well has broken risen just below Groundsurface - surface water is pooled near pcd

Well Recovered very quickly - pumped 1.5 gallons to clear floating + suspended debris.

Odor detected when tubing was removed - swamp water - product?

Red deposits (scum) at static water level - black deposit on bottom 3' of tubing.

Something funky is happening in this well!

MW53

3-27-98

1345 Setup @ MW53 OVM = 1.0 ppm

POW = 10.35 TOS = 6.5 Intake = 8.0

static WL = 5.1

1355 start to pump

Turb ntu	Time	WL	Rate	Vol	Temp	Cond	DO	pH	Redox
15.5	1405	5.1	400	1.75	6.54	688	6.70	6.64	311
4.77	1410			2.25	6.40	685	6.60	6.59	323
25.5	1420	5.40	1000	3.5	6.31	682	6.71	6.61	329
6.61	1430	5.30	640	4.25	6.09	680	6.41	6.55	333
6.14	1433	5.32	600	4.5	6.10	679	6.38	6.56	333
5.0	1436	5.30	600	5.1	6.06	679	6.37	6.56	334

Well is filled with fibrous brown strands - roots?
Otherwise water is clear, Well makes alot of water - We'll try pumping at ~1000 ml and clear out the fibers.

~~Rate = 1250~~

1415 - had to pull pump up to clean bladder, it was clogged with the Fibers!

1440 SAMPLE MW53 AL150 metals (3.46 NTU metals)
cyanide
~5.0 gallons in ASH-5W Drum

MW30

3/27/98

1250 Setup @ MW-30 OVM - Ø Static 3.90

POW = 10.52 TOS = 5.0' Intake = 7.0'

Vol = 1 gal

1300 Start Pumping @ 880 ml/min

Water level stable @ 4.10'

Time	Rate	Volume	WL	Temp	Cond	DO	pH	Redox	Turb
1305	880	2.0	4.15	4.02	496	4.05	6.84	290	11.1
1310	500	2.75	4.15	4.01	495	4.04	6.83	292	8.0
1315	500	3.75	4.15	4.06	494	4.00	6.82	294	7.0

MW-30
Sample @ 1320 AL# 140
VOC 524.2
M/E/E
DOC - Filtered
Alk/Sulf/Chlor

Nitrate / Nitrite
Fe^{+2} = 0.06 mg/l

3/27/98

144

MW-43 Static = 2.60 Intake @

POW 7.47 TOS 5.5 6.5

Vol = .8 gal OVM = 0

Start Pump 1510

MW-43

Time	WL	Rate	Vol	Temp	Cond	pH	DO	Redox	Turb
1513	3.00	500	0.5	4.99	485	6.81	0.86	293	9.5
1516	3.00	500	1.0	4.46	480	6.80	0.46	295	4.51
1519	3.00	500	1.4	4.31	475	6.79	0.40	295	2.36
1522	3.00	500	1.75	4.21	473	6.80	0.39	296	2.29
1525	3.00	500	1.90	4.21	473	6.80	0.37	295	2.15

Sample MW-43 # AL 144

1530 hrs

Metals Mid sample NTU = 1.7 NTU

CN

3/27/98

1540 MW-27 WL = 5.3 - Remove one Vol.

Return tomorrow for parameters

1650 ~~Leave s~~ Packing samples for Fed Ex Sat delivery.

1715 Leave site for Ithaca

Buy Supplies

3/28/98 Retrieve pump from MW 52D

Collect samples @ Farmers Dump

0805 Set up for Qtr Sampling

0845 Calibrate H2O Instrument

~~Parameter Reading Set to Reading~~ KEY

~~DO 20°C/9.17~~

Parameter	Std	Reading	Set to	Reading
DO (mg/L)	(20°C) 9.17	8.84	9.17	9.16
pH	pH 7	6.96	7.00	6.99
	pH 4	4.00	—	—
Cond (uS)	1000	1072	cannot adjust lower	
	100	96.2	—	—
Redox (mV)	20.6°/294	291	—	—
	20.9°/469	482 ~~468~~	~~482~~ (ok)	—
20BEL	20.6°/100	387		
OVM 580	100ppm	—	100ppm	102ppm

0900 Trip Blanks for ITS + MRD

AL 164 - Sampled by lab 2/24/98 0900

3/28/98 MW 21A Exit Nice
1030 POW = 20.4 OVM = 1.0 ppm
TOS = 15.4 Intake = 18.0
Historic Slow well - Pump to Intake -
~~Retrieved Lost Bladder~~
Static = 4.24 1 Vol = 2.6 gal
Replace Teflon Tubing - too short

Time	WL	Vol	Rate	Temp	Cond	pH	DO	Redox	Turb
1110	12.54	2.25	160	10.99	1071	6.99	0.62	260	6.11
1117	12.90	2.50	180	10.96	1084	6.98	0.61	247	5.19
1122	13.10	2.70	160	11.23	1089	6.97	0.60	243	5.00
Note - Ambient Temp is + 20° F - Raising water temp									
1125	13.15	2.75	160	11.77	1095	6.95	0.58	241	4.00

1130 Sample MW 21A # AL 133

VOC CLP
M/E/E
DOC Filtered
Metals - 6.60 NTU Mid Sample
CN

Alk/Sulf/Chlor
Nitrate/Nitrite
Fe^{+2} = 0.10

3/28/98 0944 Setup @ MW 27 Static = 4.20'
0945 Start Pump - taking Parameters - 1 volume
Removed 3/27/98

MW-27 #AL 134

Time	WL	Vol (Gal)	Rate	Temp	Cond	pH	DO	Redox	Turb
0950	5.80	.25	~~400~~ 200	7.66	551	7.00	6.44	310	30.7
0953	6.20	.35	200	7.81	582	7.01	6.61	311	31
0956	6.55	.45	200	7.65	568	7.03	6.98	313	28
0959	6.85	.60	200	7.51	552	7.05	7.13	314	27

OVM = 0

~~1000~~ 1010 Sample MW-27 #AL134

VOC 524.2
M/E/E
DOC - Filtered

Sulf/Alk/~~Sulf~~ Chlor
Alk/Sulf
Fe^{+2} = 0.22 mg/L

3/28/98 MW 46 AL 147 OVM = 1.0 ppm

POW = 11.45 TOS = 6.2 Intake 10.0

Static = 3.4' Vol = 1.3

1235 Start Pump

1305 Sample MW46 AL147

4.96 mid NTU @ metals

VOC CLP

M/E/E

Metals - 4.96 NTU

CN

DOC - Filtered

N/N

A/S/C

Fe^{+2} 0.05 mg/l

MW 46 #AL 147

Time	WL	Rate	Vol	Temp	Cond	DO	pH	Redox	Turbidity
1256	3.5	320	1.5	7.00	748	0.25	6.66	207	5.92
1259	3.5	320	1.75	6.95	748	0.24	6.66	201	4.99
1302	3.5	320	2.0	7.00	748	0.22	6.66	196	3.80

3/28/98 MW 48 5.5

Static = 2.96' POW = 11.5 Intake 8.0

TOS = 6.2 Vol = 1.4 OVM = 0

Time	WL	Rate	Vol	Temp	Cond	DO	pH	Redox	Turbidity
1335 ~~1605~~	3.3	660	.75	5.32	389	.91	6.93	283	7.07
1340	3.3	660	1.50	5.35	388	.80	6.92	285	6.62
1343	3.3	660	2.00	5.33	388	.73	6.91	286	5.15
1346	3.3	660	2.50	5.29	389	.72	6.92	286	5.00
1349	3.3	660	3.00	5.25	389	.71	6.93	288	4.0

1350 Sample MW 48 #AL 149

3.23 NTU @ mid metals

VOC 524.2

M/E/E

Metals - 3.23 NTU

CN

DOC Filtered

Alk / Chlor / Sulf

Nitrate / Nitrite

Fe^{+2} = 0.02 mg/l

3/28/98 AL 156
PT 12A OVM — 4.7 ppm
Static = 3.1' POW 12.66 Intake = 9.0'
TOS = 6.0' Vol = 1.6
Stabilized @ 5.6' 110 ml/min

PT12A #AL156

Time	WL	Rate	Vol	Temp	Cond	DO	pH	Redox	Turb
1533	5.7	110	.85	12.49	1540	2.26	6.70	413	1.87
Note - Ambient Temp = +70°F - Temp measurement inaccurate									
1539	5.7	110	1.0	13.59	1550	2.18	6.7	409	1.50
1544	5.8	110	1.10	11.80	1570	1.98	6.7	420	
Covered cell with Paper Towel									
1551	5.8	110	1.25	12.21	1550	1.80	6.69	422	1.10
1555	5.8	110	1.35	11.91	1560	1.71	6.69	423	1.00
1558	5.8	110	1.45	12.36	1530	1.67	6.69	423	0.99

1600 Sample PT12A #AL156
VOC CLP
M/E/E
DOC Filtered
Alk/Sulf/Chlor
Nitrate/Nitrite
Fe^{+2} = 0.04

3-28-98 MW 45 AL 146 OVM = 0
1412 Setup Static = 2.54 POW = 8.34
TOS = 4.0 Intake @ 6.5
Stable 40 ml @ 4.22' Vol = .94 gal

Time	WL	Rate	Vol	Temp	Cond	DO	pH	Redox	Turb
1428	4.15	240	0.65	7.16	520	2.28	6.83	305	7.89
1433	4.18	240	0.85	6.45	521	2.15	6.80	307	
1437	4.18	240	1.1	6.44	518	2.11	6.81	308	
1440	4.18	240	1.3	6.51	516	2.09	6.82	310	4.00

1445 Sample MW 45 #AL 146
VOC 524.2
M/E/E
Metals NTU = 2.67
DOC Filtered
CN
Alk/Sulf/Chlor
Nitrate/Nitrite
Fe^{+2} = 0.04

2.67 @ mid metals

3/28/98 PT-24 OVM = 1.5 ppm
POW = 11.90 TOS = 6.7 Intake = 9.0
Static = 3.3' Vol = 1.4 gal
WL Stable at 4.4' - 620 ml/min

PT-24

Time	WL	Vol	Rate	Temp	Cond	DO	pH	Redox	Turb
1640	4.4	0.9	620	6.11	676	5.85	6.7	353	4.74
1644	4.4	1.4	620	5.98	670	5.83	6.7	356	3.50
1647	4.4	1.8	620	5.96	667	5.81	6.7	357	3.10
1650	4.4	1.8	620	5.96	664	5.82	6.7	358	2.20

1650 Sample PT-24 #AL 136
VOC CLP
M/E/B
DOC-Filtered
Alk/Chlor/Sulf
Nitrate/Nitrite
Fe+2 = 0.00 mg/l

[signature]

3/28/98
1720 Wait @ Post 5 to be let out -
The remaining 3 wells have pumps
set - ready for tomorrow sampling.
Put away equipment - paperwork
1815 Leave Site

3/29/98
0810 On Site - Prep for last 3 wells
OVM 580 Calibration
100 ppm Isobut span - Reading = 99.5
Hach 2100 P Turbidimeter Calibration Check

Std	Reading
430	435
48.9	49.3
4.95	4.94

H2O Calibration
~~Parameter Reading Set to Reading~~ KBS
~~DO (mg/l) 19.25°/9.3~~

Parameter	Std	Reading	Set to	Reading
DO (mg/l) 19.25°C	9.3	9.63	9.3	
pH	7.00	6.99	—	—
	4.00	4.01	—	—
Cond	1000	1060	Cannot set lower	
	100	96.1	—	—
Redox pH 7	20°C/295	287	295	295
Quinhydrone Buffer pH 4	20°C/470	487	—	—

3/29/98 Weather - Sunny, 70's, windy OVM = 1.0 ppm

0545 Rinse Blank of pump @ MW28

#AL161 - including MRD Split

VOC CLP
M/E/E
Metals
CN

Vol = 2.5 gal MW29 Static 5.95

POW = 10.54 TOS = 5.0' Intake = 8.0'

0955 Start Pump Stab ~~Blank~~ @ 6.34 640 ml/min

Time	WL	Rate	Vol	Temp	Cond	DO	pH	Redox	Turb
1007	6.6	640→520	1.7	5.53	691	7.53	6.55	336	15.4
1010	6.6	520	2.0	5.51	693	7.47	6.55	338	~~7.8~~
1013	6.6	520	2.3	5.46	692	7.51	6.55	340	6.3
1016	6.6	520	2.6	5.48	695	7.40	6.57	342	6.0
1019	6.6	520	2.9	5.45	699	7.39	6.56	343	5.5

MW29 - Sample 1020 QA/QC

#AL139 VOC/CLP SA, MS/MSD, DUP (AL160), MRD,
M/E/E ~~M/E/E~~ SA, DUP, MRD
Metals SA, MS/MSD, Dup, MRD
CN SA, MS/MSD, Dup, MRD

Alk/Sulf/Chlor
DOC (Filtered)
Nitrate/Nitrite
} SA + DUP

Fe^{+2} = 0.02
Fe^{+2} Dup = 0.02

1120 Setup @ MW44A OVM - 0.0

POW = 12.48' Static = 3.60 TOS = ~~POW~~ 8.2'

Intake = 10.0 Vol = 1.45 gal

1130 Start Pumping - Very slow well - clo

Draw down to 7.5' Flow = 90 ml/min

Time	WL	Rate	Vol	Temp	Cond	DO	pH	Redox	Turb
1146	7.2	90	1.3	8.75	2230	1.59	6.91	404	4.08
1150	7.2	90	1.4	4.00	2720	1.56	6.95	402	4.00
1153	7.3	90	1.45	6.05	2700	1.50	6.95	400	3.59
1155	Sample MW44A #AL145								

VOC CLP
M/E/E
Metals - 1.25 NTU MS Sample
CN
Alk/Sulf/Chlor
Nitrate/Nitrite
DOC Filtered
Fe^{+2} = 0.02 3/1

3/29/98

1225 Setup @ PT-18 Static = 4.50' OVM = 0.0

POW = 11.7 TOS = 6.7 Intake = 9.0

1227 Start Pump Vol ~ 1.2 gal

Stable @ 5.1' 240 ml/min

PT-18

Time	WL	Rate	Vol	Temp	Cond	DO	pH	Redox	Turb
1245	6.0	400	1.25	5.77	794	1.00	6.57	341	2.24
1250	6.05	400	1.60	6.13	798	0.90	6.57	342	1.43
1253	6.05	400	1.90	6.00	802	0.85	6.56	342	1.30
1256	6.05	400	2.25	5.98	806	0.44	6.56	343	1.25
1259	6.05	400	2.50	5.90	807	0.40	6.56	343	1.05

1300 Sample PT-18 AL# 135

VOC CLP

M/E/E

Metals – 1.14 NTU

CN

Alk / Sulf / Chlor

Nitrate / Nitrite

Fe^{+2} = 0.01

3/29/98 PM Water 75°+, Sunny / Windy

2. Chain-of Custody Forms

CHAIN-OF-CUSTODY RECORD

PAGE 1 OF 1

ENGINEERING SCIENCE, INC.
Phone: 781-401-3200
02021 Fax: 781-401-2575

JOB NO. ~~[illegible]~~ 730769-01005
PROJECT Seneca 1/4ly Monitoring
CONTACT Mike Duchesneau

LABORATORY ITS
ADDRESS Colchester VT
CONTACT Chris Ouellette

E NO.	LABORATORY SAMPLE NO.	SAMPLING DATE	SAMPLING TIME	SAMPLE DEPTH	SAMPLE MATRIX	ANALYSES VOA	SVOC	METALS	CN							NO. OF CONTAINERS	COMMENTS (Special instructions, cau
30		3/18/98	1345		water	X										3	524.2
31		3/18/98	1335		water	X										3	524.2
132		3/18/98	1355		water	X										3	524.2

KKS

KKS

...d Relinquished by ...rry Smith ...sons ES ...4/98 Time 1300	Received by Sign Print Firm Date Time	VOA Vial	REMARKS: (Sample nonstandard sample Start Qtr. SDG
		Glass Bottle	
		Plastic Bottle	
		Preservative	
...d by Time	Received by Sign Print Firm Date Time	Container Volume	

PRESERVATION KEY:
A - Ice
B - Filtered
C - Acidified with HCl
D - Acidified with HNO_3
E - Acidified with H_2SO_4
F - NaOH + Ascorbic
G - Other

Samples tampered with? ☐ No ☐ Yes
...plain in remarks.

Cooler #:

COC0198 White - return with data Yellow - lab copy Pink - Sampler copy

1004

CHAIN-OF-CUSTODY RECORD

PAGE 1 OF 1

ENGINEERING SCIENCE, INC.
Phone: 781-401-3200
02021 Fax: 781-401-2575

JOB NO. Seneca 1st Qtr. '98
PROJECT 730769-01005
CONTACT Mike Duchesneau

LABORATORY Evergreen
ADDRESS Wheat Ridge CO
CONTACT Shea Grainer

E NO.	LABORATORY SAMPLE NO.	SAMPLING DATE	SAMPLING TIME	SAMPLE DEPTH	SAMPLE MATRIX	VOA	SVOC	METALS	CN						M/E/E	NO. OF CONTAINERS	COMMENTS (Special instructions, cau
3		3/24/98	1138		water										X	3	
54		↓	1415		↓										X	3	
42		↓	1540		↓										X	3	
55		3/25/98	0915		↓										X	3	
48		↓	1330		↓										X	3	

KKS

KKS

VOA Vial		X
Glass Bottle		
Plastic Bottle		
Preservative		A C
Container Volume		40 ml

nd Reinquished by
[illegible]
[illegible] Wilkinson
[illegible] ES
[illegible]-98 Time 1100

Received by
Sign
Print
Firm
Date Time

d by
Time

Received by
Sign
Print
Firm
Date Time

Samples tampered with? ☐ No ☐ Yes
plain in remarks.

PRESERVATION KEY:
A - Ice
B - Filtered
C - Acidified with HCl
D - Acidified with HNO_3
E - Acidified with H_2SO_4
F - NaOH + Ascorbic
G - Other

REMARKS: (Sample nonstandard sample
Project # 98-1

Cooler #: #29

COC0198 White - return with data Yellow - lab copy Pink - Sampler copy

CHAIN-OF-CUSTODY RECORD

NGINEERING SCIENCE, INC.
Phone: 781-401-3200
2021 Fax: 781-401-2575

JOB NO. Seneca 1st Qtr 98
PROJECT 730769 - 01005
CONTACT Mike Duchesneau

LABORATORY ITS
ADDRESS Colchester, VT
CONTACT Chris Oullette

NO.	LABORATORY SAMPLE NO.	SAMPLING DATE	SAMPLING TIME	SAMPLE DEPTH	SAMPLE MATRIX	VOA 524.2	SVOC	METALS	CN	DOC	Alk/Sulfate/Chlor	Nitrate Nitrite	Metals	CN		NO. OF CONTAINERS	COMMENTS (Special instructions, caut
3		3-24-98	1135		water	X				X						5	
4		3-24-98	1415		water	X				X						5	
2		3-24-98	1540		water	X				X						5	
5		3-25-98	0915		water	X				X						5	
8 MW 47		3-25-98	1330		water	X				X	X	X	X	X		9	
2		3-24-98 MW	0900		water	X										2	Trip Blank

MW

MW

MW

	VOA	SVOC	METALS	CN	DOC	Alk/Sulfate/Chlor	Nitrate Nitrite	Metals	CN
VOA Vial	X				X				
Glass Bottle									
Plastic Bottle						X			
Preservative	A C				A E	A	A E	A D	A F
Container Volume	40 mL				40 mL	1 L	1 L	1 L	1 L

Relinquished by
[signature]
hael Wilkinson
sons ES
26-98 Time 1210

Received by
Sign
Print
Firm
Date Time

by
Time

Received by
Sign
Print
Firm
Date Time

Samples tampered with? ☐ No ☐ Yes
lain in remarks.

PRESERVATION KEY:
A - Ice
B - Filtered
C - Acidified with HCl
D - Acidified with HNO_3
E - Acidified with H_2SO_4
F - NaOH + Ascorbic
G - Other

REMARKS: (Sample s
nonstandard sample b
DOC - Field
Filtered (0.

Cooler #: 002

OC0198 White - return with data Yellow - lab copy Pink - Sampler copy

CHAIN-OF-CUSTODY RECORD

...NGINEERING SCIENCE, INC.
Phone: 781-401-3200
...2021 Fax: 781-401-2575

JOB NO. Seneca 1st Qtr 98
PROJECT 730769-01005
CONTACT Mike Duchesneau

LABORATORY ITS
ADDRESS Colchester, VT
CONTACT Chris Ouellette

NO.	LABORATORY SAMPLE NO.	SAMPLING DATE	SAMPLING TIME	SAMPLE DEPTH	SAMPLE MATRIX	VOA	SVOC	METALS	CN	Alk/Sulfate Chlor	Nitrate Nitrite	Metals	CN			NO. OF CONTAINERS	COMMENTS (Special instructions, caut...
3		3-24-98	1135		water					X	X					2	
4		3-24-98	1415		water					X	X					2	
42		3-24-98	1540		water					X	X					2	
37		3-25-98	1220		water							X	X			2	
55		3-25-98	0915		water					X	X					2	

HW

HW

HW

	VOA	SVOC	METALS	CN	Alk/Sulfate Chlor	Nitrate Nitrite	Metals	CN			NO. OF CONTAINERS
VOA Vial											
Glass Bottle											
Plastic Bottle					X	X	X	X			
Preservative					A	A E	A D	A F			
Container Volume					1 L	1 L	1 L	1 L			

...d Relinquished by
...hael Wilkinson
...sons ES
...26-98 Time 1210

Received by
Sign
Print
Firm
Date Time

...by
Time

Received by
Sign
Print
Firm
Date Time

Samples tampered with? ☐ No ☐ Yes
...plain in remarks.

PRESERVATION KEY:
A - Ice
B - Filtered
C - Acidified with HCl
D - Acidified with HNO_3
E - Acidified with H_2SO_4
F - NaOH + Ascorbic
G - Other

REMARKS: (Sample ... nonstandard sample ...

Cooler #:

...COC0198 White - return with data Yellow - lab copy Pink - Sampler copy

CHAIN-OF-CUSTODY RECORD

PAGE 1 OF 1

ENGINEERING SCIENCE, INC.
Phone: 781-401-3200
02021 Fax: 781-401-2575

JOB NO. 730769-01005
PROJECT Seneca 1st Qtr 98
CONTACT Mike Duchesneau

LABORATORY Evergreen Labs
ADDRESS Wheat Ridge, CO
CONTACT Shea Gramer

E NO.	LABORATORY SAMPLE NO.	SAMPLING DATE	SAMPLING TIME	SAMPLE DEPTH	SAMPLE MATRIX	VOA	SVOC	METALS	CN	M/E/E					NO. OF CONTAINERS	COMMENTS (Special instructions, cau
1		3-26-98	1350		water					X					3	
1		3-26-98	1650		water					X					3	
10		3-27-98	1320		water					X					3	
8		3-27-98	1205		water					X					3	

d Relinquished by
eal Wilkinson
chael Wilkinson
sons ES
27-98 Time 1630

Received by
Sign
Print
Firm
Date Time

d by
Time

Received by
Sign
Print
Firm
Date Time

Samples tampered with? ☐ No ☐ Yes
plain in remarks.

	VOA	SVOC	METALS	CN	M/E/E					
VOA Vial					X					
Glass Bottle										
Plastic Bottle										
Preservative					A C					
Container Volume					40 mL					

PRESERVATION KEY:
A - Ice
B - Filtered
C - Acidified with HCl
D - Acidified with HNO_3
E - Acidified with H_2SO_4
F - NaOH + Ascorbic
G - Other

REMARKS: (Sample nonstandard sample
Contract # 9

Cooler # 18

COC0196 White - return with data Yellow - lab copy Pink - Sampler copy

10041

CHAIN-OF-CUSTODY RECORD

PAGE 1 OF 1

NGINEERING SCIENCE, INC.
Phone: 781-401-3200
2021 Fax: 781-401-2575

JOB NO. Seneca 1st Qtr 98
PROJECT 730769-01005
CONTACT Mike Duchesneau

LABORATORY ITS
ADDRESS Colchester VT
CONTACT Chris Oullette

NO.	LABORATORY SAMPLE NO.	SAMPLING DATE	SAMPLING TIME	SAMPLE DEPTH	SAMPLE MATRIX	VOA (524.2)	SVOC	METALS	CN	Alkalinity Sulf/Chlor	Nitrate Nitrite	DOC				NO. OF CONTAINERS	COMMENTS (Special instructions, caut
3		2-24-98	0900		water	X		~~X~~	~~X~~							2	Trip Blank
3		3-26-98	1245		water			X	X							2	
1		3-26-98	1350		water	X		X	X	X	X	X				9	
2		3-26-98	1535		water			X	X							2	Revised
9		3-26-98	1600		water	X										3	Rinse Blank
1		3-26-98	1650		water	X				X	X	X				13	MS/MSD
8		3-26-98	1650		water	X										3	VOC O
7		3-27-98	1000		water			X	X							2	
8		3-27-98	1205		water	X		~~X~~	~~X~~	X	X	X				7	
0		3-27-98	1320		water	X				X	X	X				7	
0		3/27/98	1440		water			X	X							2	
9		3/27/98	1530		water			X	X							2	

VOA Vial	X						X						
Glass Bottle													
Plastic Bottle			X	X									
Preservative	A C		A D	A F	A	A E	A E						
Container Volume	40 mL		1 L	1 L	1 L	1 L							

Relinquished by
...y Smith
...ons ES
...27/98 Time 1700

Received by
Sign
Print
Firm
Date Time

Received by
Sign
Print
Firm
Date Time

Time

Samples tampered with? ☐ No ☐ Yes
plain in remarks.

PRESERVATION KEY:
A - Ice
B - Filtered
C - Acidified with HCl
D - Acidified with HNO_3
E - Acidified with H_2SO_4
F - NaOH ~~Ascorbic~~
G - Other

REMARKS: (Sample
nonstandard sample

Arrival 3

Cooler #: 367

COC0198 White - return with data Yellow - lab copy Pink - Sampler copy

CHAIN-OF-CUSTODY RECORD

PAGE 1 OF 1

ENGINEERING SCIENCE, INC.
Phone: 781-401-3200
2021 Fax: 781-401-2575

JOB NO. 730769-01005
PROJECT Seneca 1st Qtr. '98
CONTACT Mike Duchesneau

LABORATORY MRD
ADDRESS Omaha NB
CONTACT Lorna Porcifield

NO.	LABORATORY SAMPLE NO.	SAMPLING DATE	SAMPLING TIME	SAMPLE DEPTH	SAMPLE MATRIX	VOA	SVOC	METALS	CN	Methane Ethane Ethene					NO. OF CONTAINERS	COMMENTS (Special instructions, caut
		3/29/98	0945		water	X		X	X	X					8	Rinse Blank
		3/29/98	1020		water	X		X	X	X					8	
		2/24/98	0900		water	X									2	Trip Blank

HKS

HKS

	VOA	SVOC	METALS	CN	Methane Ethane Ethene
VOA Vial	X				X
Glass Bottle					
Plastic Bottle			X	X	
Preservative	A C		A D	A F	A C
Container Volume	40 ml		1 L	1 L	1 L

Relinquished by
[signature]
[illegible] Smith
[illegible] ES
[illegible]/98 Time 1100

Received by
Sign
Print
Firm
Date Time

by
Time

Received by
Sign
Print
Firm
Date Time

Samples tampered with? ☐ No ☐ Yes
Plain in remarks.

PRESERVATION KEY:
A - Ice
B - Filtered
C - Acidified with HCl
D - Acidified with HNO_3
E - Acidified with H_2SO_4
F - NaOH + Ascorbic
G - Other

REMARKS: (Sample s
nonstandard sample b
LIMS # 499
Sampling Program

Cooler #: 687

OC0198 White - return with data Yellow - lab copy Pink - Sampler copy

10045

CHAIN-OF-CUSTODY RECORD

PAGE 1 OF 1

NGINEERING SCIENCE, INC.
Phone: 781-401-3200
02021 Fax: 781-401-2575

JOB NO. 730769-01005
PROJECT Seneca 1st Qtr. '98
CONTACT Mike Duchesneau

LABORATORY ITS
ADDRESS Colchester VT
CONTACT Chris Ouellette

NO.	LABORATORY SAMPLE NO.	SAMPLING DATE	SAMPLING TIME	SAMPLE DEPTH	SAMPLE MATRIX	VOA	SVOC	METALS	CN	Nitrate Nitrite	Alk/Sulf Chlor.	DOC				NO. OF CONTAINERS	COMMENTS (Special instructions, caut
		3-28-98	1650							X	X	X				4	
		3-28-98	1600							X	X	X				4	
		3-28-98	1445					X	X	X	X	X				6	
		3-28-98	1130					X	X	X	X	X				6	
		3-28-98	1010							X	X	X				4	
		3-29-98	0945					X	X	X	X	X				2	Rinse Blank for
		3-28-98	1350					X	X	X	X	X				6	
		3-29-98	1300					X	X	X	X	X				6	
		KES															

	VOA Vial	Glass Bottle	Plastic Bottle	Preservative	Container Volume
	X				
			X	A D	1 L
			X	A F	1 L
			X	A E	1 L
			X	A	1 L
	X			A E	40 ml

d Relinquished by
Received by
Sign
Print
Firm
Date Time

Time 1100

d by
Received by
Sign
Print
Firm
Date Time

Time

Samples tampered with? ☐ No ☐ Yes
plain in remarks.

PRESERVATION KEY:
A - Ice
B - Filtered
C - Acidified with HCl
D - Acidified with HNO_3
E - Acidified with H_2SO_4
F - NaOH + Ascorbic
G - Other

REMARKS: (Sample nonstandard sample
DOC - Field F
0.45m
Program Complete

Cooler #: 767

COC0198 White - return with data Yellow - lab copy Pink - Sampler copy

CHAIN-OF-CUSTODY RECORD

PAGE ~~2~~ 1 OF 2

ENGINEERING SCIENCE, INC.
Phone: 781-401-3200
Fax: 781-401-2575
02021

JOB NO. 730769-01005
PROJECT Seneca 1st Qtr. '98
CONTACT Mike Duchesneau

LABORATORY ITS
ADDRESS Colchester VT
CONTACT Chris Oullette

NO.	LABORATORY SAMPLE NO.	SAMPLING DATE	SAMPLING TIME	SAMPLE DEPTH	SAMPLE MATRIX	VOC 524.2	SVOC NYSDEC CLP	METALS	CN	Nitrate Nitrite	Alk/Sulf Chlor.	DOC				NO. OF CONTAINERS	COMMENTS (Special instructions, caut
		~~3-29-98~~	~~1300~~														
		3-28-98	1305		water		x	x	x	x	x	x				9	
		3-29-98	1155				x	x	x	x	x	x				9	
		3-29-98	1020				x	x	x	x	x	x				17	Matrix spike
		3-29-98	1020				x	x	x	x	x	x				5	
		2-24-98	0900			x										2	Trip blank
		3-28-98	1010			x	x									3	
		3-28-98	1445			x										3	
		3-28-98	1400				x									3	
		3-28-98	1130				x									3	
		3-28-98	1350			x										3	
		3-28-98	1450				x									3	

revised 3/31/98 KKS

	VOA Vial	Glass Bottle	Plastic Bottle	Preservative	Container Volume
VOA Vial	x	x			x
Glass Bottle					
Plastic Bottle			x	x	x
Preservative	A C	A C	A D	A F	A E
Container Volume	40 ml	40 ml	1 L	1 L	1 L
					40 ml

d Relinquished by
...ry Smith
...rsons ES
...30/98 Time 1100

Received by
Sign
Print
Firm
Date Time

by
Time

Received by
Sign
Print
Firm
Date Time

JL 141

Samples tampered with? ☐ No ☐ Yes
...plain in remarks.

PRESERVATION KEY:
A - Ice
B - Filtered
C - Acidified with HCl
D - Acidified with HNO_3
E - Acidified with H_2SO_4
F - NaOH + Ascorbic
G - Other

REMARKS: (Sample ... nonstandard sample ...
DOC Field Fi...
0.45 = ...
Program Comple...

Cooler # 867

...OC0198 White - return with data Yellow - lab copy Pink - Sampler copy

10047

CHAIN-OF-CUSTODY RECORD

PAGE 2 OF 2

NGINEERING SCIENCE, INC.
Phone: 781-401-3200
02021 Fax: 781-401-2575

JOB NO. 730769-01005
PROJECT Stacco 1st Qtr '98
CONTACT Mike Duchesneau

LABORATORY ITS
ADDRESS Colchester, VT
CONTACT Chris Ouellette

E NO.	LABORATORY SAMPLE NO.	SAMPLING DATE	SAMPLING TIME	SAMPLE DEPTH	SAMPLE MATRIX	VOA MYSDEC CLP	SVOC	METALS	CN							NO. OF CONTAINERS	COMMENTS (Special instructions, cau
1	8	3-29-98	0945		water	X										3	Rinse blank F
5		3-29-98	1300		water	X										3	

d Relinquished by	Received by	VOA Vial	X
7 Smith	Sign	Glass Bottle	
sons ES	Print	Plastic Bottle	
30/98 Time 1100	Firm	Preservative	A C
	Date Time	Container Volume	40 ml
d by	Received by		
	Sign		
	Print		
	Firm		
Time	Date Time		

REMARKS: (Sample nonstandard sample

PRESERVATION KEY:
A - Ice
B - Filtered
C - Acidified with HCl
D - Acidified with HNO_3
E - Acidified with H_2SO_4
F - NaOH + Ascorbic
G - Other

Samples tampered with? ☐ No ☐ Yes
plain in remarks.

Cooler #: 867

COC0198 White - return with data Yellow - lab copy Pink - Sampler copy

CHAIN-OF-CUSTODY RECORD

PAGE 1 OF 1

NE
ENGINEERING SCIENCE, INC.
Phone: 781-401-3200
02021 Fax: 781-401-2575

JOB NO. 730769-01005
PROJECT Seneca 1st Qtr. '98
CONTACT Mike Duchesneau

LABORATORY Evergreen Labs
ADDRESS Wheat Ridge, CO
CONTACT Shea Grainer

E NO.	LABORATORY SAMPLE NO.	SAMPLING DATE	SAMPLING TIME	SAMPLE DEPTH	SAMPLE MATRIX	VOA	SVOC	METALS	CN						M/E/E	NO. OF CONTAINERS	COMMENTS (Special instructions, caut
		3/28/98	1650		water										X	3	
		3/28/98	1600												X	3	
		3/28/98	1445												X	3	
		3/28/98	1130												X	3	
		3/28/98	1010												X	3	
		3/29/98	0945												X	3	Rinse Blank for Al
		3/28/98	1350												X	3	
		3/29/98	1300												X	3	
		3/28/98	1305												X	3	
		3/29/98	1155												X	3	
		3-29-98	1020												X	3	
		3-29-98	1020												X	3	

d Relinquished by
[signature]
ry Smith
sons ES
30/98 Time 1100

Received by
Sign
Print
Firm
Date Time

by
Time

Received by
Sign
Print
Firm
Date Time

Samples tampered with? ☐ No ☐ Yes
plain in remarks.

VOA Vial														X	
Glass Bottle															
Plastic Bottle															
Preservative														A C	
Container Volume														40 ml	

PRESERVATION KEY:
A - Ice
B - Filtered
C - Acidified with HCl
D - Acidified with HNO_3
E - Acidified with H_2SO_4
F - NaOH + Ascorbic
G - Other

REMARKS: (Sample nonstandard sample
Contract #98-
Sampling Compl
Thank

Cooler #: 136

COC0198 White - return with data Yellow - lab copy Pink - Sampler copy

APPENDIX B

1. Historical Data Summary Tables

PT-11
Ash Landfill

Parameters	Source: UrUn	Galson Oct 1987	Galson Mar 1989	NET Jan 1990 1	NET Mar 1990 1	NET June 1990 2	NET Sept 1990 3	NET Dec 1990 4	NET Mar 1991 1	NET June 1991 2	NET Sept 1991 3	NET Dec 1991 4	NET Mar 1992 2	NET June 1992 3	GTC Dec 1992 4	PES Jan 1993 1	PE April 199
ATILE ORGANICS		**624**		**624**	**624**	**624**	**624**	**624**	**624**	**624**	**624**	**624**	**624**	**624**	**624**	**NYSCLP**	**NYSCL**
ane	µg/L	ND	-	ND	ND	ND	270	ND	17	ND	3.19	ND	ND	ND	ND	ND	N
ane	µg/L	ND	-	ND	ND	ND	ND	ND	ND	ND	ND	ND	ND	ND	ND	ND	N
lori	µg/L	ND	-	ND	ND	ND	ND	ND	ND	ND	ND	ND	ND	ND	ND	ND	N
ne	µg/L	ND	-	ND	ND	ND	ND	ND	ND	ND	ND	ND	ND	ND	ND	ND	N
Chloride	µg/L	ND	-	ND	ND	ND	ND	ND	ND	ND	ND	ND	ND	ND	ND	ND	
oethene	µg/L	ND	-	1.5	ND	ND	ND	ND	ND	ND	ND	ND	ND	ND	ND	ND	N
oethane	µg/L	ND	-	ND	ND	ND	ND	ND	ND	ND	ND	ND	ND	ND	ND	ND	N
	µg/L	ND	-	ND	ND	ND	ND	2	ND	ND	ND	ND	ND	ND	ND	ND	N
oethane	µg/L	ND	-	ND	ND	ND	ND	ND	ND	ND	ND	ND	ND	ND	ND	ND	N
loroethane	µg/L	ND	-	ND	ND	ND	ND	ND	2	ND	ND	ND	ND	ND	ND	ND	N
etrachlori	µg/L	ND	-	ND	ND	ND	ND	ND	ND	ND	ND	ND	ND	ND	ND	ND	N
loromethane	µg/L	ND	-	ND	ND	ND	ND	ND	ND	ND	ND	ND	ND	ND	ND	ND	N
opropane	µg/L	ND	-	ND	ND	ND	ND	ND	ND	ND	ND	ND	ND	ND	ND	ND	N
hloropropene	µg/L	ND	-	ND	ND	ND	ND	ND	ND	ND	ND	ND	ND	ND	ND	ND	N
hene	µg/L	ND	-	ND	ND	ND	ND	ND	1	ND	2.66	ND	ND	ND	ND	ND	N
loromethane	µg/L	ND	-	ND	ND	ND	ND	ND	ND	ND	ND	ND	ND	ND	ND	ND	N
loroethane	µg/L	ND	-	ND	ND	ND	ND	ND	ND	ND	ND	ND	ND	ND	ND	ND	N
	µg/L	ND	-	ND	ND	ND	ND	ND	ND	ND	ND	ND	ND	ND	ND	ND	N
ichloropropene	µg/L	ND	-	ND	ND	ND	ND	ND	ND	ND	ND	ND	ND	ND	ND	ND	N
	µg/L	ND	-	ND	ND	ND	ND	ND	ND	ND	ND	ND	ND	ND	ND	ND	N
roethe	µg/L	ND	-	ND	ND	ND	ND	ND	4	ND	ND	ND	ND	ND	ND	ND	N
achloroethane	µg/L	ND	-	ND	ND	ND	ND	ND	ND	ND	ND	ND	ND	ND	ND	ND	N
	µg/L	ND	-	ND	ND	ND	ND	ND	ND	ND	ND	ND	ND	ND	ND	ND	N
nze	µg/L	ND	-	ND	ND	ND	ND	ND	ND	ND	ND	ND	ND	ND	ND	ND	N
ne	µg/L	ND	-	ND	ND	ND	ND	ND	ND	ND	ND	ND	ND	ND	ND	ND	N
ylvinyl Ether	µg/L	ND	-	ND	ND	ND	ND	ND	ND	ND	ND	ND	ND	ND	ND	-	
obenzene	µg/L	ND	-	ND	ND	ND	ND	ND	ND	ND	ND	ND	ND	ND	-	-	
obenzene	µg/L	ND	-	ND	ND	ND	ND	ND	ND	ND	ND	ND	ND	ND	-	-	
obenzene	µg/L	ND	-	ND	ND	ND	ND	ND	ND	ND	ND	ND	ND	ND	-	-	
oethene (total)	µg/L	-	-	-	-	-	-	-	-	-	-	-	-	-	-	ND	N
Dichloroethene	µg/L	-	-	-	-	-	-	-	-	-	-	-	-	-	ND	-	
-Dichloroethene	µg/L	ND	-	ND	ND	ND	ND	ND	ND	ND	ND	ND	ND	ND	ND	-	
oromethane	µg/L	ND	-	ND	ND	ND	ND	ND	ND	ND	ND	ND	ND	ND	ND	-	
	µg/L	-	-	-	-	-	-	-	-	-	-	-	-	-	-	-	N
ulfide	µg/L	-	-	-	-	-	-	-	-	-	-	-	-	-	-	-	N
Pentanone	µg/L	-	-	-	-	-	-	-	-	-	-	-	-	-	-	-	N
e	µg/L	-	-	-	-	-	-	-	-	-	-	-	-	-	-	-	N
	µg/L	-	-	-	-	-	-	-	-	-	-	-	-	-	-	-	N
al)	µg/L	-	-	-	-	-	-	-	-	-	-	-	-	-	-	-	N
ile Organics	µg/L	0	0	1.5	0	0	270	2	24	0	5.85	0	0	0	0	0	

PT-11
Ash Landfill

Parameters	Source: Units	PES Nov 1993 4	PES Jan 1994 1	PES July 1994 2	PES Sept 1994 3	PES Dec 1994 4	PES Mar 1995 1	PES June 1995 2	PES Sept 1995 3	PES Jan 1996 4	PES Mar 1996 1	PES June 1996 2	PES Sept 1996 3	PES Dec 1996 4	PES Mar 1997 1	PES June 1997 2	M
VOLATILE ORGANICS		NYSCLP	NYSCLP	NYSCLP				524.2	524.2	524.2	524.2	52524	52524	52524	524.2	524.2	
romethane	µg/L	ND	ND	ND	-	-	-	ND	ND	ND	ND	ND	ND	ND	ND	ND	
nomethane	µg/L	ND	ND	ND	-	-	-	ND	ND	ND	ND	ND	ND	ND	ND	ND	
l Chloride	µg/L	ND	ND	ND	-	-	-	ND	ND	ND	ND	ND	ND	ND	ND	ND	
roethane	µg/L	ND	ND	ND	-	-	-	ND	ND	ND	ND	ND	ND	ND	ND	ND	
ylene Chloride	µg/L	ND	ND	ND	-	-	-	ND	ND	ND	ND	ND	ND	ND	ND	ND	
Dichloroethene	µg/L	ND	ND	ND	-	-	-	ND	ND	ND	ND	ND	ND	ND	ND	ND	
Dichloroethane	µg/L	ND	ND	ND	-	-	-	ND	ND	ND	ND	ND	ND	ND	ND	ND	
roform	µg/L	ND	ND	ND	-	-	-	ND	ND	ND	ND	ND	ND	ND	ND	ND	
Dichloroethane	µg/L	ND	ND	ND	-	-	-	ND	ND	ND	ND	ND	ND	ND	ND	ND	
-Trichloroethane	µg/L	ND	ND	ND	-	-	-	ND	ND	ND	ND	ND	ND	ND	ND	ND	
on Tetrachloride	µg/L	ND	ND	ND	-	-	-	ND	ND	ND	ND	ND	ND	ND	ND	ND	
nodichloromethane	µg/L	ND	ND	ND	-	-	-	ND	ND	ND	ND	ND	ND	ND	ND	ND	
Dichloropropane	µg/L	ND	ND	ND	-	-	-	ND	ND	ND	ND	ND	ND	ND	ND	ND	
,3-Dirchloropropene	µg/L	ND	ND	ND	-	-	-	ND	ND	ND	ND	ND	ND	ND	ND	ND	
hloroethene	µg/L	ND	ND	ND	-	-	-	ND	ND	ND	ND	ND	ND	ND	ND	ND	
omochloromethane	µg/L	ND	ND	ND	-	-	-	ND	ND	ND	ND	ND	ND	ND	ND	ND	
2-Trichloroethane	µg/L	ND	ND	ND	-	-	-	ND	ND	ND	ND	ND	ND	ND	ND	ND	
zene	µg/L	ND	ND	ND	-	-	-	ND	ND	ND	ND	ND	ND	ND	ND	ND	
s-1,3-Dichloropropene	µg/L	ND	ND	ND	-	-	-	ND	ND	ND	ND	ND	ND	ND	ND	ND	
noform	µg/L	ND	ND	ND	-	-	-	ND	ND	ND	ND	ND	ND	ND	ND	ND	
achloroethene	µg/L	ND	ND	ND	-	-	-	ND	ND	ND	ND	ND	ND	ND	ND	ND	
2,2-Tetrachloroethane	µg/L	ND	ND	ND	-	-	-	ND	ND	ND	ND	ND	ND	ND	ND	ND	
ene	µg/L	ND	ND	ND	-	-	-	ND	ND	ND	ND	ND	ND	ND	ND	ND	
robenzene	µg/L	ND	ND	ND	-	-	-	ND	ND	ND	ND	ND	ND	ND	ND	ND	
lbenzene	µg/L	ND	ND	ND	-	-	-	ND	ND	ND	ND	ND	ND	ND	ND	ND	
hloroethylvinyl Ether	µg/L	-	-	-	-	-	-	ND	ND	ND	ND	ND	ND	ND	ND	ND	
Dichlorobenzene	µg/L	-	-	-	-	-	-	ND	ND	ND	ND	ND	ND	ND	ND	ND	
Dichlorobenzene	µg/L	-	-	-	-	-	-	ND	ND	ND	ND	ND	ND	ND	ND	ND	
Dichlorobenzene	µg/L	-	-	-	-	-	-	ND	ND	ND	ND	ND	ND	ND	ND	ND	
Dichloroethene (total)	µg/L	ND	ND	ND	-	-	-	ND	ND	ND	ND	ND	ND	ND	ND	ND	
is-1,2-Dichloroethene	µg/L	-	-	-	-	-	-	ND	ND	ND	ND	ND	ND	ND	ND	ND	
rans-1,2-Dichloroethene	µg/L	-	-	-	-	-	-	ND	ND	ND	ND	ND	ND	ND	ND	ND	
hlorofluoromethane	µg/L	-	-	-	-	-	-	ND	ND	ND	ND	ND	ND	ND	ND	ND	
tone	µg/L	ND	ND	ND	-	-	-	ND	ND	ND	ND	ND	ND	7	5	ND	
on Disulfide	µg/L	ND	ND	ND	-	-	-	ND	ND	ND	ND	ND	ND	ND	ND	ND	
ethyl-2 Pentanone	µg/L	ND	ND	ND	-	-	-	ND	ND	ND	ND	ND	ND	ND	ND	ND	
exanone	µg/L	ND	ND	ND	-	-	-	ND	ND	ND	ND	ND	ND	ND	ND	ND	
ene	µg/L	ND	ND	ND	-	-	-	ND	ND	ND	ND	ND	ND	ND	ND	ND	
ene (total)	µg/L	ND	ND	ND	-	-	-	ND	ND	ND	ND	ND	ND	ND	ND	ND	
l Volatile Organics	µg/L	0	0	0	0	0	0	0	0	0	0	0	0	7	5	0	

PT-11
Ash Landfill

Parameters	Source: UtUn	Galson Oct 1987	Galson Mar 1989	NET Jan 1990 1	NET Mar 1990 1	NET June 1990 2	NET Sept 1990 3	NET Dec 1990 4	NET Mar 1991 1	NET June 1991 2	NET Sept 1991 3	NET Dec 1991 4	NET Mar 1992 2	NET June 1992 3	GTC Dec 1992 4	PES Jan 1993 1	PE April 199
METALS																	
	mg/L	-	-	-	-	-	-	-	-	-	-	-	-	-	-	13.7	
	mg/L	-	-	-	-	-	-	-	-	-	-	-	-	-	-	ND	
	mg/L	ND	ND	-	ND	-	0.04	-	ND	-	ND	-	ND	-	-	0.0024	
	mg/L	0.08	0.00	-	2.1	-	3	-	0.00	-	0.23	-	0.271	-	-	0.333	
	mg/L	-	-	-	-	-	-	-	-	-	-	-	-	-	-	0.0013	
	mg/L	ND	ND	-	ND	-	ND	-	ND	-	ND	-	ND	-	-	ND	
	mg/L	-	-	-	-	-	-	-	-	-	-	-	-	-	-	334	
	mg/L	ND	ND	-	0.016	-	0.25	-	ND	-	ND	-	ND	-	-	0.0161	
	mg/L	-	-	-	-	-	-	-	-	-	-	-	-	-	-	0.0372	
	mg/L	-	-	-	-	-	-	-	-	-	-	-	-	-	-	0.0403	
	mg/L	ND	ND	-	140	-	270	-	1.68	-	12.8	-	15.8	-	-	17.8	
	mg/L	ND	ND	-	0.05	-	0.06	-	ND	-	ND	-	ND	-	-	0.0177	
	mg/L	-	-	-	-	-	-	-	-	-	-	-	-	-	-	69.2	
	mg/L	-	-	-	-	-	-	-	-	-	-	-	-	-	-	3.18	
	mg/L	ND	ND	-	ND	-	ND	-	ND	-	ND	-	ND	-	-	0.00015	
	mg/L	-	-	-	-	-	-	-	-	-	-	-	-	-	-	0.0355	
	mg/L	2.63	2.1	-	20	-	26	-	2.48	-	4.47	-	4.7	-	-	5.27	
	mg/L	ND	ND	-	ND	-	ND	-	ND	-	ND	-	ND	-	-	ND	
	mg/L	ND	ND	-	ND	-	ND	-	ND	-	ND	-	ND	-	-	ND	
	mg/L	59	46	-	54	-	30	-	38	-	39.8	-	37.1	-	-	46.6	
	mg/L	-	-	-	-	-	-	-	-	-	-	-	-	-	-	ND	
	mg/L	-	-	-	-	-	-	-	-	-	-	-	-	-	-	0.0156	
	mg/L	-	-	-	-	-	-	-	-	-	-	-	-	-	-	0.136	
	mg/L	-	-	-	-	-	-	-	-	-	-	-	-	-	-	ND	
IISCELLANEOUS																	
	mg/L	-	-	-	-	-	-	-	-	-	-	-	-	-	-	-	
	mg/L	-	-	-	-	-	-	-	-	-	-	-	-	-	-	-	
	mg/L	-	-	-	-	-	-	-	-	-	-	-	-	-	-	-	
	mg/L	-	-	-	-	-	-	-	-	-	-	-	-	-	-	-	
n	mg/L	-	-	-	-	-	-	-	-	-	-	-	-	-	-	-	
	mg/L	-	-	-	-	-	-	-	-	-	-	-	-	-	-	-	
	mg C/L	-	-	-	-	-	-	-	-	-	-	-	-	-	-	-	
ntial	mV	-	-	-	-	-	-	-	-	-	-	-	-	-	-	-	
total)	mg CaCO3/L	-	-	-	-	-	-	-	-	-	-	-	-	-	-	-	
nic Halogens/Halides (TOX)	mg/L	33	0.01	-	10.3	-	-	0.028	0.00	-	0.00	-	ND	-	-	ND	N
	mg/L	49	46	-	40	-	48.2	-	41.4	-	42	-	35.4	-	-	40	4
ty (field)	µmhos/cm	1200	770	490	740	1200	720	840	710	1112	1000	1110	1000	1010	-	700	
ty (lab)	µmhos/cm	-	-	-	-	-	-	-	870	-	-	-	918	-	-	1090	110
ogen	mg/L	-	-	-	-	-	-	-	-	-	-	-	-	-	-	ND	
ite Nitrogen	mg/L	0.1	0.12	-	0.34	-	0.27	-	0.22	-	0.5	-	ND	-	-	0.4	N
- Calculation	mg/L	-	-	-	-	-	-	-	-	-	-	-	-	-	-	0.4	
	std. units	7.2	7.8	-	7.4	-	7.4	-	7.2	-	7.6	-	7.3	-	-	7.4	7.3
	std. units	8.1	-	6.5	7.22	7.22	7.4	6.4	8.63	6.34	6.3	7.4	6.96	7.18	-	7.38	
	mg/L	160	190	-	170	-	68	-	204	-	14143	-	169	-	-	281	17
nic Carbon (TOC)	mg/L	2.7	4.4	-	52	-	17	-	16.1	-	9.4	-	7	-	-	3.2	
e (field)	Celcius	-	-	9	8	14	14	8	7	11	13	7	8	10	-	6.8	
tric Turbidity Units	NTUs	-	-	-	-	-	-	-	-	-	-	-	-	-	-	>200	

PT-11
Ash Landfill

Parameters	Source: Units	PES Nov 1993 4	PES Jan 1994 1	PES July 1994 2	PES Sept 1994 3	PES Dec 1994 4	PES Mar 1995 1	PES June 1995 2	PES Sept 1995 3	PES Jan 1996 4	PES Mar 1996 1	PES June 1996 2	PES Sept 1996 3	PES Dec 1996 4	PES Mar 1997 1	PES June 1997 2	M
METALS																	
inum	mg/L	-	-	-	-	-	-	-	-	-	-	-	-	-	-	-	
mony	mg/L	-	-	-	-	-	-	-	-	-	-	-	-	-	-	-	
nic	mg/L	-	-	-	-	-	-	-	-	-	-	-	-	-	-	-	
m	mg/L	-	-	-	-	-	-	-	-	-	-	-	-	-	-	-	
llium	mg/L	-	-	-	-	-	-	-	-	-	-	-	-	-	-	-	
nium	mg/L	-	-	-	-	-	-	-	-	-	-	-	-	-	-	-	
um	mg/L	-	-	-	-	-	-	-	-	-	-	-	-	-	-	-	
mium	mg/L	-	-	-	-	-	-	-	-	-	-	-	-	-	-	-	
lt	mg/L	-	-	-	-	-	-	-	-	-	-	-	-	-	-	-	
per	mg/L	-	-	-	-	-	-	-	-	-	-	-	-	-	-	-	
	mg/L	-	-	-	-	-	-	-	-	-	-	-	-	-	-	-	
	mg/L	-	-	-	-	-	-	-	-	-	-	-	-	-	-	-	
nesium	mg/L	-	-	-	-	-	-	-	-	-	-	-	-	-	-	-	
ganese	mg/L	-	-	-	-	-	-	-	-	-	-	-	-	-	-	-	
cury	mg/L	-	-	-	-	-	-	-	-	-	-	-	-	-	-	-	
el	mg/L	-	-	-	-	-	-	-	-	-	-	-	-	-	-	-	
ssium	mg/L	-	-	-	-	-	-	-	-	-	-	-	-	-	-	-	
nium	mg/L	-	-	-	-	-	-	-	-	-	-	-	-	-	-	-	
er	mg/L	-	-	-	-	-	-	-	-	-	-	-	-	-	-	-	
um	mg/L	-	-	-	-	-	-	-	-	-	-	-	-	-	-	-	
dium	mg/L	-	-	-	-	-	-	-	-	-	-	-	-	-	-	-	
adium	mg/L	-	-	-	-	-	-	-	-	-	-	-	-	-	-	-	
	mg/L	-	-	-	-	-	-	-	-	-	-	-	-	-	-	-	
nide	mg/L	-	-	-	-	-	-	-	-	-	-	-	-	-	-	-	
MISCELLANEOUS																	
ne	mg/L	-	-	-	-	-	-	-	-	-	-	-	-	ND	ND	ND	
ne	mg/L	-	-	-	-	-	-	-	-	-	-	-	-	ND	ND	ND	
hane	mg/L	-	-	-	-	-	-	-	-	-	-	-	-	0.0025	0.0012	0.0017	
	mg/L	-	-	-	-	-	-	-	-	-	-	-	-	-	-	-	
ous Iron	mg/L	-	-	-	-	-	-	-	-	-	-	-	-	0	0	0.28	
ide	mg/L	-	-	-	-	-	-	-	-	-	-	-	-	-	-	-	
C	mg C/L	-	-	-	-	-	-	-	-	-	-	-	-	2.7	2.8	4.2	
ox Potential	mV	-	-	-	-	-	-	-	-	-	-	-	-	315	318	315	
alinity (total)	mg CaCO3/L	-	-	-	-	-	-	-	-	-	-	-	-	380	380	380	
l Organic Halogens/Halides (TOX)	mg/L	0.05	0.04	-	-	-	-	-	-	-	-	-	-	-	-	-	
oride	mg/L	47	33	-	-	-	-	-	-	-	-	-	-	23.3	22.5	27.2	
ductivity (field)	µmhos/cm	-	-	-	-	-	-	-	-	-	-	-	-	1000	898	963	
ductivity (lab)	µmhos/cm	840	910	-	-	-	-	-	-	-	-	-	-	-	-	-	
ite Nitrogen	mg/L	-	-	-	-	-	-	-	-	-	-	-	-	-	-	-	
ate/Nitrite Nitrogen	mg/L	0.39	0.27	-	-	-	-	-	-	-	-	-	-	0.09	0.05	0.4	
ate as N - Calculation	mg/L	-	-	-	-	-	-	-	-	-	-	-	-	-	-	-	
(Lab)	std. units	7.34	7.36	-	-	-	-	-	-	-	-	-	-	-	-	-	
(field)	std. units	-	-	-	-	-	-	-	-	-	-	-	-	7.06	7.06	6.84	
fate	mg/L	47	170	-	-	-	-	-	-	-	-	-	-	153	-	-	
l Organic Carbon (TOC)	mg/L	3	2	-	-	-	-	-	-	-	-	-	-	-	-	-	
perature (field)	Celcius	-	-	-	-	-	-	-	-	-	-	-	-	-	-	-	
helometric Turbidity Units	NTUs	-	-	-	-	-	-	-	-	-	-	-	-	-	-	-	
		-	-	-	-	-	-	-	-	-	-	-	-	-	-	-	

PT-12

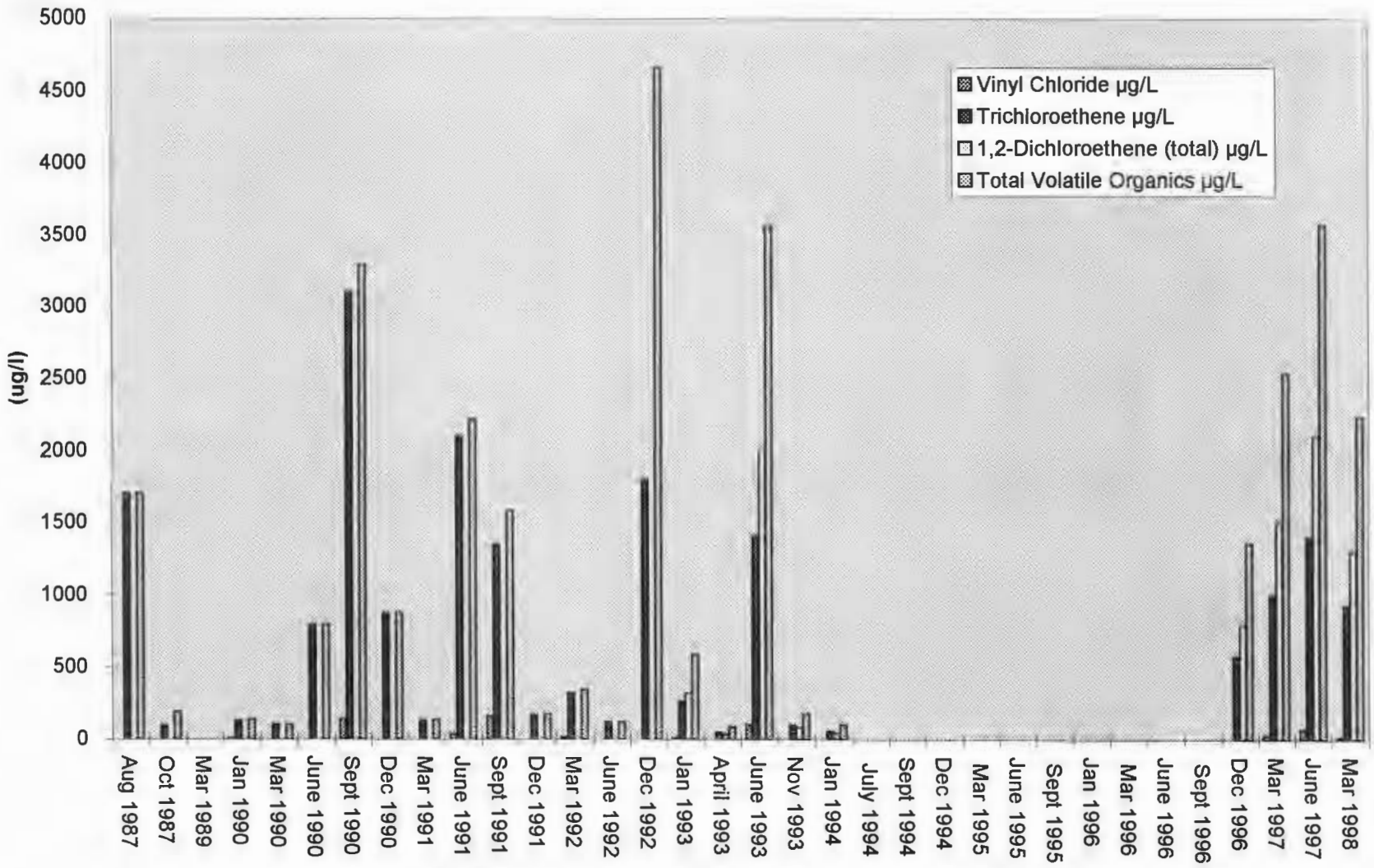

Note: Well was not sampled Mar 1989 and July 1994-Sept 1996.

PT-12
Ash Landfill

Parameters	Source: Units	Galson Aug 1987	Galson Oct 1987	Galson Mar 1989	NET Jan 1990 1	NET Mar 1990 1	NET June 1990 2	NET Sept 1990 3	NET Dec 1990 4	NET Mar 1991 1	NET June 1991 2	NET Sept 1991 3	NET Dec 1991 4	NET Mar 1992 2	NET June 1992 3	GTC Dec 1992 4	ES Jan 1993 1	Apr
VOLATILE ORGANICS					**624**	**624**	**624**	**624**	**624**	**624**	**624**	**624**	**624**	**624**	**624**	**624**	**NYSCLP**	**NY**
romethane	µg/L	ND	ND	-	ND	ND	ND	51	ND	ND	ND	ND	ND	ND	ND	ND	ND	
omethane	µg/L	ND	ND	-	ND	ND	ND	ND	ND	ND	ND	ND	ND	ND	ND	ND	ND	
l Chloride	µg/L	ND	ND	-	7	ND	ND	140	ND	ND	35	160	1.5	14	ND	ND	9	
roethane	µg/L	ND	ND	-	ND	ND	ND	ND	ND	ND	30	ND	ND	ND	ND	ND	ND	
ylene Chloride	µg/L	ND	ND	-	ND	ND	ND	ND	ND	2	ND	ND	ND	ND	ND	ND	ND	
Dichloroethene	µg/L	ND	ND	-	ND	ND	ND	ND	ND	ND	ND	7.15	ND	ND	ND	6	ND	
Dichloroethane	µg/L	ND	ND	-	ND	ND	ND	ND	ND	ND	ND	ND	ND	ND	ND	ND	ND	
roform	µg/L	ND	ND	-	ND	ND	ND	ND	ND	ND	ND	ND	ND	ND	ND	ND	ND	
Dichloroethane	µg/L	ND	ND	-	ND	ND	ND	ND	ND	ND	ND	ND	ND	ND	ND	ND	ND	
-Trichloroethane	µg/L	ND	ND	-	ND	ND	ND	ND	ND	ND	ND	ND	ND	ND	ND	ND	ND	
on Tetrachloride	µg/L	ND	ND	-	ND	ND	ND	ND	ND	ND	ND	ND	ND	ND	ND	ND	ND	
odichloromethane	µg/L	ND	ND	-	ND	ND	ND	ND	ND	ND	ND	ND	ND	ND	ND	ND	ND	
Dichloropropane	µg/L	ND	ND	-	ND	ND	ND	ND	ND	ND	ND	ND	ND	ND	ND	ND	ND	
3-Dirchloropropene	µg/L	ND	ND	-	ND	ND	ND	ND	ND	ND	ND	ND	ND	ND	ND	ND	ND	
loroethene	µg/L	1700	94	-	129	100	790	3100	870	130	2100	1350	170	323	119	1800	260	
omochloromethane	µg/L	ND	ND	-	ND	ND	ND	ND	ND	ND	ND	ND	ND	ND	ND	ND	ND	
-Trichloroethane	µg/L	ND	ND	-	ND	ND	ND	ND	ND	ND	ND	ND	ND	ND	ND	ND	ND	
ene	µg/L	ND	ND	-	ND	ND	ND	ND	ND	ND	ND	ND	ND	ND	ND	ND	ND	
1,3-Dichloropropene	µg/L	ND	ND	-	ND	ND	ND	ND	ND	ND	ND	ND	ND	ND	ND	ND	ND	
oform	µg/L	ND	ND	-	ND	ND	ND	ND	ND	ND	ND	ND	ND	ND	ND	ND	ND	
chloroethene	µg/L	ND	ND	-	ND	ND	ND	ND	ND	ND	ND	ND	ND	ND	ND	ND	ND	
2-Tetrachloroethane	µg/L	ND	ND	-	ND	ND	ND	ND	ND	ND	ND	ND	ND	ND	ND	ND	ND	
ene	µg/L	ND	ND	-	ND	ND	ND	ND	ND	ND	ND	ND	ND	ND	ND	ND	ND	
robenzene	µg/L	ND	ND	-	ND	ND	ND	ND	ND	ND	ND	ND	ND	ND	ND	ND	ND	
benzene	µg/L	ND	ND	-	ND	ND	ND	ND	ND	ND	ND	ND	ND	ND	ND	ND	ND	
oroethylvinyl Ether	µg/L	ND	ND	-	ND	ND	ND	ND	ND	ND	ND	ND	ND	ND	ND	ND	-	
Dichlorobenzene	µg/L	ND	ND	-	ND	ND	ND	ND	ND	ND	ND	ND	ND	ND	ND	ND	-	
Dichlorobenzene	µg/L	ND	ND	-	ND	ND	ND	ND	ND	ND	ND	ND	ND	ND	ND	ND	-	
Dichlorobenzene	µg/L	ND	ND	-	ND	ND	ND	ND	ND	ND	ND	ND	ND	ND	ND	ND	-	
Dichloroethene (total)	µg/L	-	-	-	-	-	-	-	-	-	-	-	-	-	-	-	320	
s-1,2-Dichloroethene	µg/L	-	-	-	-	-	-	-	-	-	-	-	-	-	-	2800	-	
ans-1,2-Dichloroethene	µg/L	ND	95	-	ND	ND	ND	ND	ND	1	51	63	2.7	5.8	ND	54	-	
lorofluoromethane	µg/L	ND	ND	-	ND	ND	ND	ND	ND	ND	ND	ND	ND	ND	ND	ND	-	
one	µg/L	-	-	-	-	-	-	-	-	-	-	-	-	-	-	-	ND	
on Disulfide	µg/L	-	-	-	-	-	-	-	-	-	-	-	-	-	-	-	ND	
thyl-2 Pentanone	µg/L	-	-	-	-	-	-	-	-	-	-	-	-	-	-	-	ND	
xanone	µg/L	-	-	-	-	-	-	-	-	-	-	-	-	-	-	-	ND	
ne	µg/L	-	-	-	-	-	-	-	-	-	-	-	-	-	-	-	ND	
e (total)	µg/L	-	-	-	-	-	-	-	-	-	-	-	-	-	-	-	ND	
Volatile Organics	µg/L	1700	189	0	136	100	790	3291	870	133	2216	1580.15	174.2	342.8	119	4660	589	

PT-12
Ash Landfill

Parameters	Source: Units	PES Nov 1993 4	PES Jan 1994 1	PES July 1994 2	PES Sept 1994 3	PES Dec 1994	PES Mar 1995 1	PES June 1995 2	PES Sept 1995 3	PES Jan 1996 4	PES Mar 1996 1	PES June 1996 2	PES Sept 1996 3	PES Dec 1996 4	PES Mar 1997 1	PES June 1997 2
VOLATILE ORGANICS		NYSCLP	NYSCLP													
Chloromethane	µg/L	ND	ND	-	-	-	-	-	-	-	-	-	-	ND	ND	ND
Bromomethane	µg/L	ND	ND	-	-	-	-	-	-	-	-	-	-	ND	ND	ND
Vinyl Chloride	µg/L	ND	ND	-	-	-	-	-	-	-	-	-	-	ND	32	70
Chloroethane	µg/L	ND	ND	-	-	-	-	-	-	-	-	-	-	ND	ND	ND
Methylene Chloride	µg/L	ND	ND	-	-	-	-	-	-	-	-	-	-	ND	ND	ND
1,1-Dichloroethene	µg/L	ND	ND	-	-	-	-	-	-	-	-	-	-	ND	ND	ND
1,1-Dichloroethane	µg/L	ND	ND	-	-	-	-	-	-	-	-	-	-	ND	ND	ND
Chloroform	µg/L	ND	ND	-	-	-	-	-	-	-	-	-	-	ND	ND	ND
1,2-Dichloroethane	µg/L	ND	ND	-	-	-	-	-	-	-	-	-	-	ND	ND	ND
1,1,1-Trichloroethane	µg/L	ND	ND	-	-	-	-	-	-	-	-	-	-	ND	ND	ND
Carbon Tetrachloride	µg/L	ND	ND	-	-	-	-	-	-	-	-	-	-	ND	ND	ND
Bromodichloromethane	µg/L	ND	ND	-	-	-	-	-	-	-	-	-	-	ND	ND	ND
1,2-Dichloropropane	µg/L	ND	ND	-	-	-	-	-	-	-	-	-	-	ND	ND	ND
cis-1,3-Dirchloropropene	µg/L	ND	ND	-	-	-	-	-	-	-	-	-	-	ND	ND	ND
Trichloroethene	µg/L	95	58	-	-	-	-	-	-	-	-	-	-	570	1000	1400
Dibromochloromethane	µg/L	ND	ND	-	-	-	-	-	-	-	-	-	-	ND	ND	ND
1,1,2-Trichloroethane	µg/L	ND	ND	-	-	-	-	-	-	-	-	-	-	ND	ND	ND
Benzene	µg/L	ND	ND	-	-	-	-	-	-	-	-	-	-	ND	ND	ND
trans-1,3-Dichloropropene	µg/L	ND	ND	-	-	-	-	-	-	-	-	-	-	ND	ND	ND
Bromoform	µg/L	ND	ND	-	-	-	-	-	-	-	-	-	-	ND	ND	ND
Tetrachloroethene	µg/L	ND	ND	-	-	-	-	-	-	-	-	-	-	ND	ND	ND
1,1,2,2-Tetrachloroethane	µg/L	ND	ND	-	-	-	-	-	-	-	-	-	-	ND	ND	ND
Toluene	µg/L	ND	ND	-	-	-	-	-	-	-	-	-	-	ND	ND	ND
Chlorobenzene	µg/L	ND	ND	-	-	-	-	-	-	-	-	-	-	ND	ND	ND
Ethylbenzene	µg/L	ND	ND	-	-	-	-	-	-	-	-	-	-	ND	ND	ND
2-Chloroethylvinyl Ether	µg/L	-	-	-	-	-	-	-	-	-	-	-	-	-	-	
1,3-Dichlorobenzene	µg/L	-	-	-	-	-	-	-	-	-	-	-	-	-	-	
1,2-Dichlorobenzene	µg/L	-	-	-	-	-	-	-	-	-	-	-	-	-	-	
1,4-Dichlorobenzene	µg/L	-	-	-	-	-	-	-	-	-	-	-	-	-	-	
1,2-Dichloroethene (total)	µg/L	81	44	-	-	-	-	-	-	-	-	-	-	790	1500	2100
cis-1,2-Dichloroethene	µg/L	-	-	-	-	-	-	-	-	-	-	-	-	-	-	
trans-1,2-Dichloroethene	µg/L	-	-	-	-	-	-	-	-	-	-	-	-	-	-	
Trichlorofluoromethane	µg/L	-	-	-	-	-	-	-	-	-	-	-	-	-	-	
Acetone	µg/L	ND	ND	-	-	-	-	-	-	-	-	-	-	ND	ND	ND
Carbon Disulfide	µg/L	ND	ND	-	-	-	-	-	-	-	-	-	-	ND	ND	ND
4-Methyl-2 Pentanone	µg/L	ND	ND	-	-	-	-	-	-	-	-	-	-	ND	ND	ND
2-Hexanone	µg/L	ND	ND	-	-	-	-	-	-	-	-	-	-	ND	ND	ND
Styrene	µg/L	ND	ND	-	-	-	-	-	-	-	-	-	-	ND	ND	ND
Xylene (total)	µg/L	ND	ND	-	-	-	-	-	-	-	-	-	-	ND	ND	ND
Total Volatile Organics	µg/L	176	102	0	0	0	0	0	0	0	0	0	0	1360	2532	3570

PT-12
Ash Landfill

Parameters	Source: Units	Galson Aug 1987	Galson Oct 1987	Galson Mar 1989	NET Jan 1990 1	NET Mar 1990 1	NET June 1990 2	NET Sept 1990 3	NET Dec 1990 4	NET Mar 1991 1	NET June 1991 2	NET Sept 1991 3	NET Dec 1991 4	NET Mar 1992 2	NET June 1992 3	GTC Dec 1992 4	ES Jan 1993 1	Apri
METALS																		
inum	mg/L	-	-	-	-	-	-	-	-	-	-	-	-	-	-	-	6.15	
ony	mg/L	-	-	-	-	-	-	-	-	-	-	-	-	-	-	-	ND	
ic	mg/L	-	ND	ND	-	ND	-	ND	-	ND	-	ND	-	ND	-	-	ND	
m	mg/L	-	0.05	0.031	-	ND	-	ND	-	0.04	-	0.073	-	0.142	-	-	0.1	
lium	mg/L	-	-	-	-	-	-	-	-	-	-	-	-	-	-	-	0.00064	
ium	mg/L	-	ND	ND	-	ND	-	ND	-	ND	-	ND	-	ND	-	-	ND	
m	mg/L	-	-	-	-	-	-	-	-	-	-	-	-	-	-	-	264	
nium	mg/L	-	ND	ND	-	0.01	-	ND	-	ND	-	ND	-	ND	-	-	0.0067	
t	mg/L	-	-	-	-	-	-	-	-	-	-	-	-	-	-	-	0.0088	
er	mg/L	-	-	-	-	-	-	-	-	-	-	-	-	-	-	-	0.0127	
	mg/L	-	ND	ND	-	4.5	-	7.8	-	2.03	-	3.76	-	20.3	-	-	8.57	
	mg/L	-	ND	0.12	-	ND	-	ND	-	ND	-	ND	-	ND	-	-	0.0094	
esium	mg/L	-	-	-	-	-	-	-	-	-	-	-	-	-	-	-	27	
anese	mg/L	-	-	-	-	-	-	-	-	-	-	-	-	-	-	-	1.08	
ury	mg/L	-	ND	ND	-	ND	-	ND	-	ND	-	ND	-	ND	-	-	ND	
l	mg/L	-	-	-	-	-	-	-	-	-	-	-	-	-	-	-	0.0148	
sium	mg/L	-	2.58	1.8	-	ND	-	5.9	-	2.39	-	3.26	-	4.83	-	-	2.18	
um	mg/L	-	ND	ND	-	ND	-	ND	-	ND	-	ND	-	ND	-	-	ND	
	mg/L	-	ND	ND	-	ND	-	ND	-	ND	-	ND	-	ND	-	-	ND	
m	mg/L	-	100	45	-	37	-	160	-	15.8	-	129	-	47.4	-	-	24.2	
um	mg/L	-	-	-	-	-	-	-	-	-	-	-	-	-	-	-	ND	
lium	mg/L	-	-	-	-	-	-	-	-	-	-	-	-	-	-	-	0.0065	
	mg/L	-	-	-	-	-	-	-	-	-	-	-	-	-	-	-	0.133	
de	mg/L	-	-	-	-	-	-	-	-	-	-	-	-	-	-	-	ND	
MISCELLANEOUS																		
e	mg/L	-	-	-	-	-	-	-	-	-	-	-	-	-	-	-	-	
e	mg/L	-	-	-	-	-	-	-	-	-	-	-	-	-	-	-	-	
ne	mg/L	-	-	-	-	-	-	-	-	-	-	-	-	-	-	-	-	
	mg/L	-	-	-	-	-	-	-	-	-	-	-	-	-	-	-	-	
us Iron	mg/L	-	-	-	-	-	-	-	-	-	-	-	-	-	-	-	-	
e	mg/L	-	-	-	-	-	-	-	-	-	-	-	-	-	-	-	-	
	mg C/L	-	-	-	-	-	-	-	-	-	-	-	-	-	-	-	-	
Potential	mV	-	-	-	-	-	-	-	-	-	-	-	-	-	-	-	-	
nity (total)	mg CaCO3/L	-	-	-	-	-	-	-	-	-	-	-	-	-	-	-	-	
Organic Halogens/Halides (TOX)	mg/L	2.08	180	0.085	-	0.15	-	-	0.87	0.6	-	1.722	-	0.27	-	-	0.31	
ide	mg/L	-	158	40	-	36	-	202	-	13.8	-	264	-	19.1	-	-	13.9	
ctivity (field)	µmhos/cm	-	1300	1400	520	460	2700	2500	860	630	2220	2210	1080	1635	970	-	925	
ctivity (lab)	µmhos/cm	-	-	-	-	-	-	-	-	-	-	2250	-	1025	-	-	938	
Nitrogen	mg/L	-	-	-	-	-	-	-	-	-	-	-	-	-	-	-	0.008	
e/Nitrite Nitrogen	mg/L	-	0.33	1.4	-	0.44	-	0.21	-	0.32	-	0.24	-	0.52	-	-	0.01	
e as N - Calculated	mg/L	-	-	-	-	-	-	-	-	-	-	-	-	-	-	-	ND	
eld)	std. units	-	7	7.8	-	7.1	-	7	-	7	-	7	-	7.2	-	-	7.16	
b)	std. units	-	7	-	6.75	6.75	6.84	7.05	6.25	7.44	6.32	6.3	7.01	6.66	7.06	-	6.87	
e	mg/L	-	289	300	-	250	-	388	-	159.5	-	337.5	-	263	-	-	210	
Organic Carbon (TOC)	mg/L	-	2.9	2.4	-	33	-	7	-	9.8	-	8.1	-	2	-	-	3	
erature (field)	Celcius	-	-	-	8	5	15	14	8	7	12	15	10	6	12	-	7	
dity	NTUs	-	-	-	-	-	-	-	-	-	-	-	-	-	-	-	90	

PT-12
Ash Landfill

Parameters	Source: Units	PES Nov 1993 4	PES Jan 1994 1	PES July 1994 2	PES Sept 1994 3	PES Dec 1994	PES Mar 1995 1	PES June 1995 2	PES Sept 1995 3	PES Jan 1996 4	PES Mar 1996 1	PES June 1996 2	PES Sept 1996 3	PES Dec 1996 4	PES Mar 1997 1	PES June 1997 2
METALS																
Aluminum	mg/L	-	-	-	-	-	-	-	-	-	-	-	-	-	-	
Antimony	mg/L	-	-	-	-	-	-	-	-	-	-	-	-	-	-	
Arsenic	mg/L	-	-	-	-	-	-	-	-	-	-	-	-	-	-	
Barium	mg/L	-	-	-	-	-	-	-	-	-	-	-	-	-	-	
Beryllium	mg/L	-	-	-	-	-	-	-	-	-	-	-	-	-	-	
Cadmium	mg/L	-	-	-	-	-	-	-	-	-	-	-	-	-	-	
Calcium	mg/L	-	-	-	-	-	-	-	-	-	-	-	-	-	-	
Chromium	mg/L	-	-	-	-	-	-	-	-	-	-	-	-	-	-	
Cobalt	mg/L	-	-	-	-	-	-	-	-	-	-	-	-	-	-	
Copper	mg/L	-	-	-	-	-	-	-	-	-	-	-	-	-	-	
Iron	mg/L	-	-	-	-	-	-	-	-	-	-	-	-	-	-	
Lead	mg/L	-	-	-	-	-	-	-	-	-	-	-	-	-	-	
Magnesium	mg/L	-	-	-	-	-	-	-	-	-	-	-	-	-	-	
Manganese	mg/L	-	-	-	-	-	-	-	-	-	-	-	-	-	-	
Mercury	mg/L	-	-	-	-	-	-	-	-	-	-	-	-	-	-	
Nickel	mg/L	-	-	-	-	-	-	-	-	-	-	-	-	-	-	
Potassium	mg/L	-	-	-	-	-	-	-	-	-	-	-	-	-	-	
Selenium	mg/L	-	-	-	-	-	-	-	-	-	-	-	-	-	-	
Silver	mg/L	-	-	-	-	-	-	-	-	-	-	-	-	-	-	
Sodium	mg/L	-	-	-	-	-	-	-	-	-	-	-	-	-	-	
Thallium	mg/L	-	-	-	-	-	-	-	-	-	-	-	-	-	-	
Vanadium	mg/L	-	-	-	-	-	-	-	-	-	-	-	-	-	-	
Zinc	mg/L	-	-	-	-	-	-	-	-	-	-	-	-	-	-	
Cyanide	mg/L	-	-	-	-	-	-	-	-	-	-	-	-	-	-	
MISCELLANEOUS																
Ethene	mg/L	-	-	-	-	-	-	-	-	-	-	-	-	<0.0005	<0.0005	<0.001
Ethane	mg/L	-	-	-	-	-	-	-	-	-	-	-	-	<0.0005	<0.0005	<0.002
Methane	mg/L	-	-	-	-	-	-	-	-	-	-	-	-	0.0072	0.0051	0.027
CO2	mg/L	-	-	-	-	-	-	-	-	-	-	-	-	-	-	
Ferrous Iron	mg/L	-	-	-	-	-	-	-	-	-	-	-	-	0.14	0.07	0.52
Sulfide	mg/L	-	-	-	-	-	-	-	-	-	-	-	-	-	-	
DOC	mg C/L	-	-	-	-	-	-	-	-	-	-	-	-	2.4	2.2	2.9
Redox Potential	mV	-	-	-	-	-	-	-	-	-	-	-	-	401	409	323
Alkalinity (total)	mg CaCO3/L	-	-	-	-	-	-	-	-	-	-	-	-	396	370	344
Total Organic Halogens/Halides (TOX)	mg/L	0.06	0.09	-	-	-	-	-	-	-	-	-	-	-	-	
Chloride	mg/L	ND	7	-	-	-	-	-	-	-	-	-	-	116	134	169
Conductivity (field)	µmhos/cm	-	-	-	-	-	-	-	-	-	-	-	-	1630	1670	1650
Conductivity (lab)	µmhos/cm	960	860	-	-	-	-	-	-	-	-	-	-	-	-	
Nitrite Nitrogen	mg/L	-	-	-	-	-	-	-	-	-	-	-	-	-	-	
Nitrate/Nitrite Nitrogen	mg/L	1.1	1.1	-	-	-	-	-	-	-	-	-	-	0.12	0.1	0.05
Nitrate as N - Calculated	mg/L	-	-	-	-	-	-	-	-	-	-	-	-	-	-	
pH (field)	std. units	7.06	7.08	-	-	-	-	-	-	-	-	-	-	6.51	6.68	6.63
pH (lab)	std. units	-	-	-	-	-	-	-	-	-	-	-	-	-	-	
Sulfate	mg/L	170	140	-	-	-	-	-	-	-	-	-	-	427	430	456
Total Organic Carbon (TOC)	mg/L	2	1	-	-	-	-	-	-	-	-	-	-	-	-	
Temperature (field)	Celcius	-	-	-	-	-	-	-	-	-	-	-	-	-	-	
Turbidity	NTUs	-	-	-	-	-	-	-	-	-	-	-	-	-	-	
		-	-	-	-	-	-	-	-	-	-	-	-	-	-	

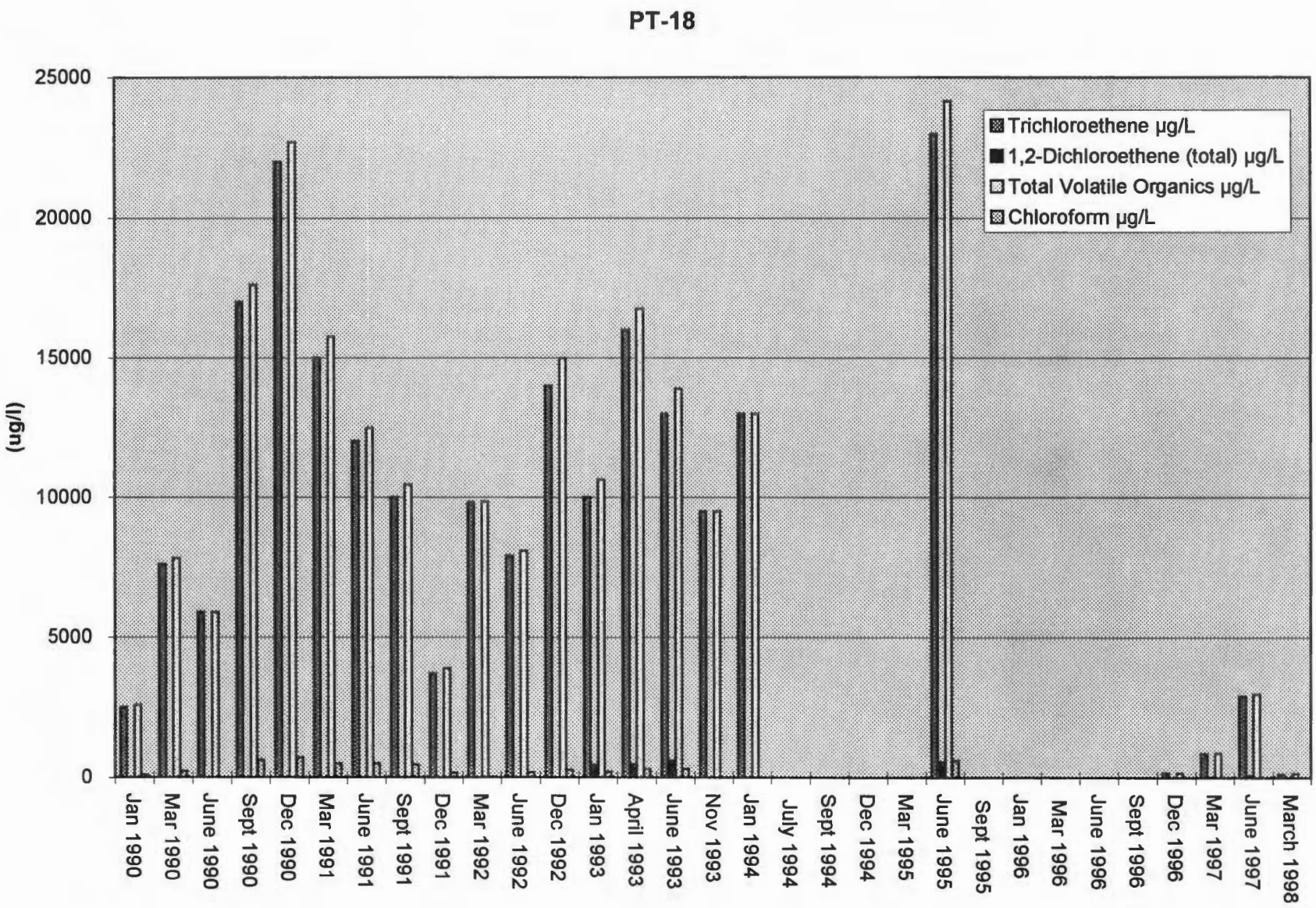

Note: Well was not sampled July 1994-Mar 1995 and Sept 1995-Sept 1996

Trichloroethylene in Well PT-18

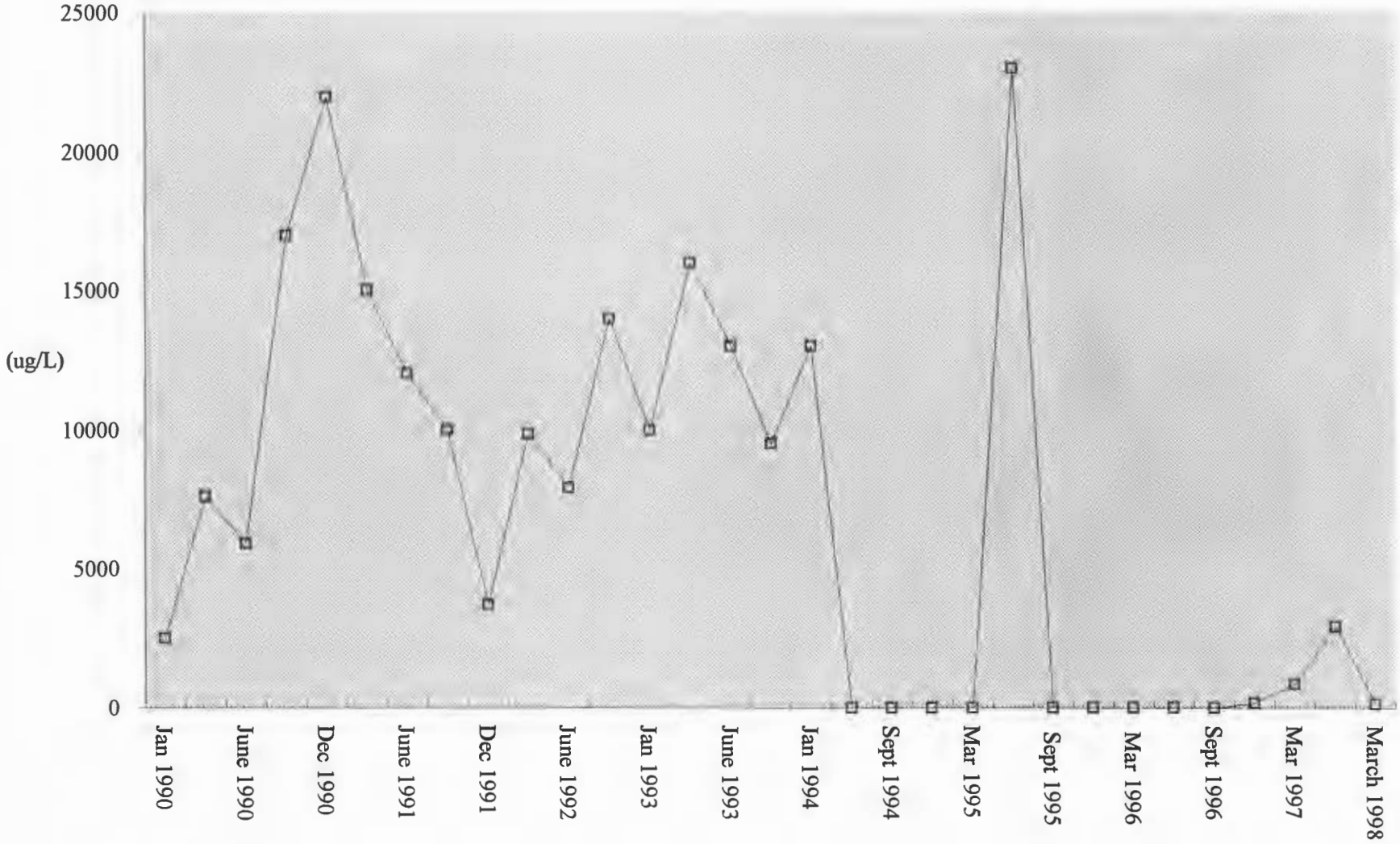

PT-18
Ash Landfill

Parameters	Source: Units	NET Jan 1990 1	NET Mar 1990 1	NET June 1990 2	NET Sept 1990 3	NET Dec 1990 4	NET Mar 1991 1	NET June 1991 2	NET Sept 1991 3	NET Dec 1991 4	NET Mar 1992 2	NET June 1992 3	GTC Dec 1992 4	ES Jan 1993 1	ES April 1993 2	ES June 1993 3
VOLATILE ORGANICS		624	624	624	624	624	624	624	624	624	624	624	624	NYSCLP	NYSCLP	NYSCLP
Chloromethane	µg/L	ND	ND	ND	ND	ND	ND	ND	ND	ND	ND	ND	ND	ND	ND	ND
Bromomethane	µg/L	ND	ND	ND	ND	ND	ND	ND	ND	ND	ND	ND	ND	ND	ND	ND
ViVinyl Chlori	µg/L	ND	ND	ND	ND	ND	ND	ND	ND	ND	ND	ND	10	ND	ND	ND
Chloroethane	µg/L	ND	ND	ND	ND	ND	ND	ND	ND	ND	ND	ND	ND	ND	ND	ND
Methylene Chloride	µg/L	ND	ND	ND	ND	ND	ND	ND	ND	ND	ND	ND	ND	ND	ND	ND
1,1-Dichloroethene	µg/L	ND	ND	ND	ND	ND	ND	ND	ND	1.7	ND	ND	ND	ND	ND	ND
1,1-Dichloroethane	µg/L	ND	ND	ND	ND	ND	ND	ND	ND	ND	ND	ND	ND	ND	ND	ND
ClChlorofor	µg/L	86	230	ND	610	700	490	490	457	157	11.7	175	270	200	300	300
1,2-Dichloroethane	µg/L	ND	ND	ND	ND	ND	ND	ND	ND	ND	ND	ND	ND	ND	ND	ND
1,1,1-Trichloroethane	µg/L	ND	ND	ND	ND	ND	ND	ND	ND	ND	ND	ND	ND	ND	ND	ND
CaCarbon Tetrachlori	µg/L	ND	ND	ND	ND	ND	ND	ND	ND	ND	ND	ND	ND	ND	ND	ND
Bromodichloromethane	µg/L	ND	ND	ND	ND	ND	ND	ND	ND	ND	ND	ND	ND	ND	ND	ND
1,2-Dichloropropane	µg/L	ND	ND	ND	ND	ND	ND	ND	ND	ND	ND	ND	ND	ND	ND	ND
cis-1,3-Dirchloropropene	µg/L	ND	ND	ND	ND	ND	ND	ND	ND	ND	ND	ND	ND	ND	ND	ND
Trichloroethene	µg/L	2500	7600	5900	17000	22000	15000	12000	10000	3710	9840	7920	14000	10000	16000	13000
Dibromochloromethane	µg/L	ND	ND	ND	ND	ND	ND	ND	ND	ND	ND	ND	ND	ND	ND	ND
1,1,2-Trichloroethane	µg/L	ND	ND	ND	ND	ND	ND	ND	ND	ND	ND	ND	ND	ND	ND	ND
BeBenze	µg/L	ND	ND	ND	ND	ND	ND	ND	2.58	ND	ND	ND	ND	ND	ND	ND
trans-1,3-Dichloropropene	µg/L	ND	ND	ND	ND	ND	ND	ND	ND	ND	ND	ND	ND	ND	ND	ND
BrBromofor	µg/L	ND	ND	ND	ND	ND	ND	ND	ND	ND	ND	ND	ND	ND	ND	ND
TeTetrachloroethe	µg/L	ND	ND	ND	ND	ND	250	ND	ND	ND	ND	ND	ND	ND	ND	ND
1,1,2,2-Tetrachloroethane	µg/L	ND	ND	ND	ND	ND	ND	ND	ND	ND	ND	ND	ND	ND	ND	ND
Toluene	µg/L	ND	ND	ND	ND	ND	ND	ND	ND	ND	ND	ND	ND	ND	ND	ND
Chlorobenzene	µg/L	ND	ND	ND	ND	ND	ND	ND	ND	ND	ND	ND	ND	ND	ND	ND
Ethylbenzene	µg/L	ND	ND	ND	ND	ND	ND	ND	ND	ND	ND	ND	ND	ND	ND	ND
2-Chloroethylvinyl Ether	µg/L	ND	ND	ND	ND	ND	ND	ND	ND	ND	ND	ND	ND	-	-	-
1,3-Dichlorobenzene	µg/L	ND	ND	ND	ND	ND	ND	ND	ND	ND	ND	ND	-	-	-	-
1,2-Dichlorobenzene	µg/L	ND	ND	ND	ND	ND	ND	ND	ND	ND	ND	ND	-	-	-	-
1,4-Dichlorobenzene	µg/L	ND	ND	ND	ND	ND	ND	ND	ND	ND	ND	ND	-	-	-	-
1,2-Dichloroethene (total)	µg/L	-	-	-	-	-	-	-	-	-	-	-	-	440	450	590
cis-1,2-Dichloroethene	µg/L	-	-	-	-	-	-	-	-	-	-	-	700	-	-	-
trans-1,2-Dichloroethene	µg/L	ND	ND	ND	ND	ND	ND	ND	ND	3	ND	ND	ND	-	-	-
Trichlorofluoromethane	µg/L	ND	ND	ND	ND	ND	ND	ND	ND	ND	ND	ND	ND	-	-	-
Acetone	µg/L	-	-	-	-	-	-	-	-	-	-	-	-	ND	ND	ND
Carbon Disulfide	µg/L	-	-	-	-	-	-	-	-	-	-	-	-	ND	ND	ND
4-Methyl-2 Pentanone	µg/L	-	-	-	-	-	-	-	-	-	-	-	-	ND	ND	ND
2-Hexanone	µg/L	-	-	-	-	-	-	-	-	-	-	-	-	ND	ND	ND
Styrene	µg/L	-	-	-	-	-	-	-	-	-	-	-	-	ND	ND	ND
XyXylenes (tot	µg/L	-	-	-	-	-	-	-	-	-	-	-	-	ND	ND	ND
Total Volatile Organics	µg/L	2586.00	7830.00	5900.00	17610.00	22700.00	15740.00	12490.00	10459.58	3871.70	9851.70	8095.00	14980.00	10640.00	16750	13890

PT-18
Ash Landfill

Parameters	Source: Units	PES Nov 1993 4	PES Jan 1994 1	PES July 1994 2	PES Sept 1994 3	PES Dec 1994 4	PES Mar 1995 1	PES June 1995 2	PES Sept 1995 3	PES Jan 1996 4	PES Mar 1996 1	PES June 1996 2	PES Sept 1996 3	PES Dec 1996 4	PES Mar 1997 1	PES June 1997 March 2
VOLATILE ORGANICS		NYSCLP	NYSCLP					NYSCLP						NYSCLP	NYSCLP	NYSCLP
hloromethane	µg/L	ND	ND	-	-	-	-	ND	-	-	-	-	-	ND	ND	ND
romomethane	µg/L	ND	ND	-	-	-	-	ND	-	-	-	-	-	ND	ND	ND
nyl Chloride	µg/L	ND	ND	-	-	-	-	ND	-	-	-	-	-	ND	ND	ND
hloroethane	µg/L	ND	ND	-	-	-	-	ND	-	-	-	-	-	ND	ND	ND
ethylene Chloride	µg/L	ND	ND	-	-	-	-	ND	-	-	-	-	-	ND	ND	ND
1-Dichloroethene	µg/L	ND	ND	-	-	-	-	ND	-	-	-	-	-	ND	ND	ND
1-Dichloroethane	µg/L	ND	ND	-	-	-	-	ND	-	-	-	-	-	ND	ND	ND
hloroform	µg/L	ND	ND	-	-	-	-	600	-	-	-	-	-	ND	ND	ND
2-Dichloroethane	µg/L	ND	ND	-	-	-	-	ND	-	-	-	-	-	ND	ND	ND
1,1-Trichloroethane	µg/L	ND	ND	-	-	-	-	ND	-	-	-	-	-	ND	ND	ND
arbon Tetrachloride	µg/L	ND	ND	-	-	-	-	ND	-	-	-	-	-	ND	ND	ND
romodichloromethane	µg/L	ND	ND	-	-	-	-	ND	-	-	-	-	-	ND	ND	ND
2-Dichloropropane	µg/L	ND	ND	-	-	-	-	ND	-	-	-	-	-	ND	ND	ND
s-1,3-Dirchloropropene	µg/L	ND	ND	-	-	-	-	ND	-	-	-	-	-	ND	ND	ND
richloroethene	µg/L	9500	13000	-	-	-	-	23000	-	-	-	-	-	160.00	840	2900
ibromochloromethane	µg/L	ND	ND	-	-	-	-	ND	-	-	-	-	-	ND	ND	ND
1,2-Trichloroethane	µg/L	ND	ND	-	-	-	-	ND	-	-	-	-	-	ND	ND	ND
enzene	µg/L	ND	ND	-	-	-	-	ND	-	-	-	-	-	ND	ND	ND
ans-1,3-Dichloropropene	µg/L	ND	ND	-	-	-	-	ND	-	-	-	-	-	ND	ND	ND
romoform	µg/L	ND	ND	-	-	-	-	ND	-	-	-	-	-	ND	ND	ND
etrachloroethene	µg/L	ND	ND	-	-	-	-	ND	-	-	-	-	-	ND	ND	ND
1,2,2-Tetrachloroethane	µg/L	ND	ND	-	-	-	-	ND	-	-	-	-	-	ND	ND	ND
oluene	µg/L	ND	ND	-	-	-	-	ND	-	-	-	-	-	ND	ND	ND
hlorobenzene	µg/L	ND	ND	-	-	-	-	ND	-	-	-	-	-	ND	ND	ND
thylbenzene	µg/L	ND	ND	-	-	-	-	ND	-	-	-	-	-	ND	ND	ND
-Chloroethylvinyl Ether	µg/L	-	-	-	-	-	-	-	-	-	-	-	-	-	-	-
3-Dichlorobenzene	µg/L	-	-	-	-	-	-	-	-	-	-	-	-	-	-	-
2-Dichlorobenzene	µg/L	-	-	-	-	-	-	-	-	-	-	-	-	-	-	-
4-Dichlorobenzene	µg/L	-	-	-	-	-	-	-	-	-	-	-	-	-	-	-
2-Dichloroethene (total)	µg/L	ND	ND	-	-	-	-	550	-	-	-	-	-	ND	22	69
cis-1,2-Dichloroethene	µg/L	-	-	-	-	-	-	-	-	-	-	-	-	-	-	-
trans-1,2-Dichloroethene	µg/L	-	-	-	-	-	-	-	-	-	-	-	-	-	-	-
richlorofluoromethane	µg/L	-	-	-	-	-	-	-	-	-	-	-	-	-	-	-
cetone	µg/L	ND	ND	-	-	-	-	ND	-	-	-	-	-	ND	ND	ND
arbon Disulfide	µg/L	ND	ND	-	-	-	-	ND	-	-	-	-	-	ND	ND	ND
-Methyl-2 Pentanone	µg/L	ND	ND	-	-	-	-	ND	-	-	-	-	-	ND	ND	ND
-Hexanone	µg/L	ND	ND	-	-	-	-	ND	-	-	-	-	-	ND	ND	ND
tyrene	µg/L	ND	ND	-	-	-	-	ND	-	-	-	-	-	ND	ND	ND
ylenes (total)	µg/L	ND	ND	-	-	-	-	ND	-	-	-	-	-	ND	ND	ND
otal Volatile Organics	µg/L	9500	13000	0	0	0	0	24150	0	0	0	0	0	160.00	862	2969

PT-18
Ash Landfill

Parameters	Source: Units	NET Jan 1990 1	NET Mar 1990 1	NET June 1990 2	NET Sept 1990 3	NET Dec 1990 4	NET Mar 1991 1	NET June 1991 2	NET Sept 1991 3	NET Dec 1991 4	NET Mar 1992 2	NET June 1992 3	GTC Dec 1992 4	ES Jan 1993 1	ES April 1993 2	ES June 1993 3
METALS																
Aluminum	mg/L	-	-	-	-	-	-	-	-	-	-	-	-	11.3	-	588
Antimony	mg/L	-	-	-	-	-	-	-	-	-	-	-	-	ND	-	ND
Arsenic	mg/L	-	ND	-	ND	-	ND	-	ND	-	ND	-	-	ND	-	1.3
Barium	mg/L	-	ND	-	ND	-	0.0.0	-	0.043	-	0.07	-	-	0.D.1	-	42.2
Beryllium	mg/L	-	-	-	-	-	-	-	-	-	-	-	-	0.00079	-	0.49
Cadmium	mg/L	-	ND	-	ND	-	ND	-	ND	-	ND	-	-	ND	-	ND
CaCalciu	mg/L	-	-	-	-	-	-	-	-	-	-	-	-	223	-	216000
Chromium	mg/L	-	0.003	-	ND	-	ND	-	ND	-	ND	-	-	0.0127	-	ND
Cobalt	mg/L	-	-	-	-	-	-	-	-	-	-	-	-	ND	-	ND
Copper	mg/L	-	-	-	-	-	-	-	-	-	-	-	-	0.0246	-	3.7
Iron	mg/L	-	2	-	8.5	-	3.89	-	1.38	-	8.14	-	-	14	-	825
Lead	mg/L	-	ND	-	ND	-	ND	-	ND	-	ND	-	-	0.0166	-	2.2
MMagnesiu	mg/L	-	-	-	-	-	-	-	-	-	-	-	-	30.3	-	26500
Manganese	mg/L	-	-	-	-	-	-	-	-	-	-	-	-	1.02	-	812
MMercu	mg/L	-	ND	-	ND	-	ND	-	ND	-	ND	-	-	0.00036	-	ND
Nickel	mg/L	-	-	-	-	-	-	-	-	-	-	-	-	0.0185	-	ND
Potassium	mg/L	-	ND	-	5.1	-	2.77	-	2.31	-	2.79	-	-	3.54	-	2200
Selenium	mg/L	-	ND	-	ND	-	ND	-	ND	-	ND	-	-	ND	-	ND
Silver	mg/L	-	ND	-	ND	-	ND	-	ND	-	ND	-	-	ND	-	ND
Sodium	mg/L	-	86	-	99	-	102	-	107	-	95.5	-	-	100	-	101000
Thallium	mg/L	-	-	-	-	-	-	-	-	-	-	-	-	ND	-	ND
Vanadium	mg/L	-	-	-	-	-	-	-	-	-	-	-	-	0.0.0	-	ND
Zinc	mg/L	-	-	-	-	-	-	-	-	-	-	-	-	0.0.5	-	47.9
Cyanide	mg/L	-	-	-	-	-	-	-	-	-	-	-	-	ND	-	ND
MISCELLANEOUS COMPOUNDS																
Ethene	mg/L	-	-	-	-	-	-	-	-	-	-	-	-	-	-	-
Ethane	mg/L	-	-	-	-	-	-	-	-	-	-	-	-	-	-	-
MMetha	mg/L	-	-	-	-	-	-	-	-	-	-	-	-	-	-	-
CO2	mg/L	-	-	-	-	-	-	-	-	-	-	-	-	-	-	-
Ferrous Iron	mg/L	-	-	-	-	-	-	-	-	-	-	-	-	-	-	-
Sulfide	mg/L	-	-	-	-	-	-	-	-	-	-	-	-	-	-	-
DOC	mg C/L	-	-	-	-	-	-	-	-	-	-	-	-	-	-	-
Redox Potential	mV	-	-	-	-	-	-	-	-	-	-	-	-	-	-	-
Alkalinity (total)	mg CaCO3/L	-	-	-	-	-	-	-	-	-	-	-	-	-	-	-
Total Organic Halogens/Halides (TOX'	mg/L	-	0.333	-	-	1.88	1.7	-	4.422	-	4.52	-	-	4.5	12	6.2
ClChlori	mg/L	-	72	-	75.2	-	76.8	-	66.8	-	52.6	-	-	57	59	65
Conductivity (field)	µmhos/cm	670	680	1800	1600	1400	1300	1650	1710	2100	1788	1370	-	975	900	1100
Conductivity (lab)	µmhos/cm	-	-	-	-	-	-	-	-	-	1548	-	-	1440	1300	1400
Nitrite Nitrogen	mg/L	-	-	-	-	-	-	-	-	-	-	-	-	ND	-	-
NiNitrate as	mg/L	-	ND	-	ND	-	ND	-	ND	-	ND	-	-	0.01	ND	ND
Nitrate as N - Calculation	mg/L	-	-	-	-	-	-	-	-	-	-	-	-	0.01	-	-
pH (Lab)	std. units	-	6.9	-	6.9	-	6.9	-	7.5	-	7	-	-	7.08	7.11	6.89
pH (field)	std. units	6.7	6.8	6.89	7	6.5	7.32	6.54	6.69	6.86	6.38	6.88	-	6.89	6.89	7.05
Sulfate	mg/L	-	340	-	245	-	28287	-	230	-	351	-	-	280	200	220
Total Organic Carbon (TOC)	mg/L	-	32	-	12	-	14.6	-	11.4	-	4	-	-	4	5	5
Temperature (field)	Celcius	8	5	15	14	10	8	13	15	9	6	11	-	7.25	5	12.7
NeNephelometric Turbidity Un	NTUs	8	5	15	14	10	8	13	15	9	-	-	-	>200	46.9	-

PT-18
Ash Landfill

Parameters	Source: Units	PES Nov 1993 4	PES Jan 1994 1	PES July 1994 2	PES Sept 1994 3	PES Dec 1994 4	PES Mar 1995 1	PES June 1995 2	PES Sept 1995 3	PES Jan 1996 4	PES Mar 1996 1	PES June 1996 2	PES Sept 1996 3	PES Dec 1996 4	PES Mar 1997 1	PES June 1997 2	March
METALS																	
uminum	mg/L	-	-	-	-		-	-	-	-	-	-	-	-	-	-	
timony	mg/L	-	-	-	-		-	-	-	-	-	-	-	-	-	-	
senic	mg/L	-	-	-	-		-	-	-	-	-	-	-	-	-	-	
rium	mg/L	-	-	-	-		-	-	-	-	-	-	-	-	-	-	
ryllium	mg/L	-	-	-	-		-	-	-	-	-	-	-	-	-	-	
dmium	mg/L	-	-	-	-		-	-	-	-	-	-	-	ND	ND	ND	
lcium	mg/L	-	-	-	-		-	-	-	-	-	-	-	-	-	-	16
romium	mg/L	-	-	-	-		-	-	-	-	-	-	-	ND	ND	ND	
balt	mg/L	-	-	-	-		-	-	-	-	-	-	-	-	-	-	
pper	mg/L	-	-	-	-		-	-	-	-	-	-	-	-	-	-	
n	mg/L	-	-	-	-		-	-	-	-	-	-	-	-	-	-	
ad	mg/L	-	-	-	-		-	-	-	-	-	-	-	ND	ND	ND	
agnesium	mg/L	-	-	-	-		-	-	-	-	-	-	-	-	-	-	2
anganese	mg/L	-	-	-	-		-	-	-	-	-	-	-	347.00	112	473	
ercury	mg/L	-	-	-	-		-	-	-	-	-	-	-	-	-	-	
ckel	mg/L	-	-	-	-		-	-	-	-	-	-	-	6.20	4.2	3.6	
tassium	mg/L	-	-	-	-		-	-	-	-	-	-	-	-	-	-	
lenium	mg/L	-	-	-	-		-	-	-	-	-	-	-	-	-	-	
ver	mg/L	-	-	-	-		-	-	-	-	-	-	-	-	-	-	
dium	mg/L	-	-	-	-		-	-	-	-	-	-	-	-	-	-	2
allium	mg/L	-	-	-	-		-	-	-	-	-	-	-	-	-	-	
nadium	mg/L	-	-	-	-		-	-	-	-	-	-	-	-	-	-	
nc	mg/L	-	-	-	-		-	-	-	-	-	-	-	-	-	-	
anide	mg/L	-	-	-	-		-	-	-	-	-	-	-	-	-	-	
ISCELLANEOUS COMPOUNDS																	
nene	mg/L	-	-	-	-		-	ND	-	-	-	-	-	ND	ND	ND	
nane	mg/L	-	-	-	-		-	ND	-	-	-	-	-	ND	ND	ND	
ethane	mg/L	-	-	-	-		-	0.40.4	-	-	-	-	-	0.31	0.02	0.17	0
O2	mg/L	-	-	-	-		-	629	-	-	-	-	-	-	-	-	
rrous Iron	mg/L	-	-	-	-		-	0.01	-	-	-	-	-	0.00	0.01	0.15	
lfide	mg/L	-	-	-	-		-	ND	-	-	-	-	-	-	-	-	
OC	mg C/L	-	-	-	-		-	6.1	-	-	-	-	-	5.40	4.5	5.5	
edox Potential	mV	-	-	-	-		-	-	-	-	-	-	-	315.00	353	283	
kalinity (total)	mg CaCO3/L	1.5	6	-	-		-	548	-	-	-	-	-	532.00	504	516	
otal Organic Halogens/Halides (TOX	mg/L	36	64	-	-		-	-	-	-	-	-	-	-	-	-	
nloride	mg/L	-	-	-	-		-	57.7	-	-	-	-	-	25.90	22.6	23.2	
onductivity (field)	µmhos/cm	1400	1300	-	-		-	-	-	-	-	-	-	1175.00	1081	1173	
onductivity (lab)	µmhos/cm	-	-	-	-		-	1450	-	-	-	-	-	-	-	-	
trite Nitrogen	mg/L	0.1	nd	-	-		-	ND	-	-	-	-	-	-	-	-	
trate as N	mg/L	-	-	-	-		-	ND	-	-	-	-	-	0.01	0.07	0.05	
trate as N - Calculation	mg/L	6.91	6.93	-	-		-	-	-	-	-	-	-	-	-	-	
H (Lab)	std. units	-	-	-	-		-	6.87	-	-	-	-	-	-	-	-	
H (field)	std. units	240	250	-	-		-	-	-	-	-	-	-	6.41	6.42	6.48	
lfate	mg/L	6	4	-	-		-	231	-	-	-	-	-	191.00	154	196	
otal Organic Carbon (TOC)	mg/L	-	-	-	-		-	-	-	-	-	-	-	-	-	-	
emperature (field)	Celcius	-	-	-	-		-	-	-	-	-	-	-	-	-	-	
ephelometric Turbidity Units	NTUs	-	-	-	-		-	-	-	-	-	-	-	-	-	-	
		-	-	-	-		-	-	-	-	-	-	-	-	-	-	

PT-21A

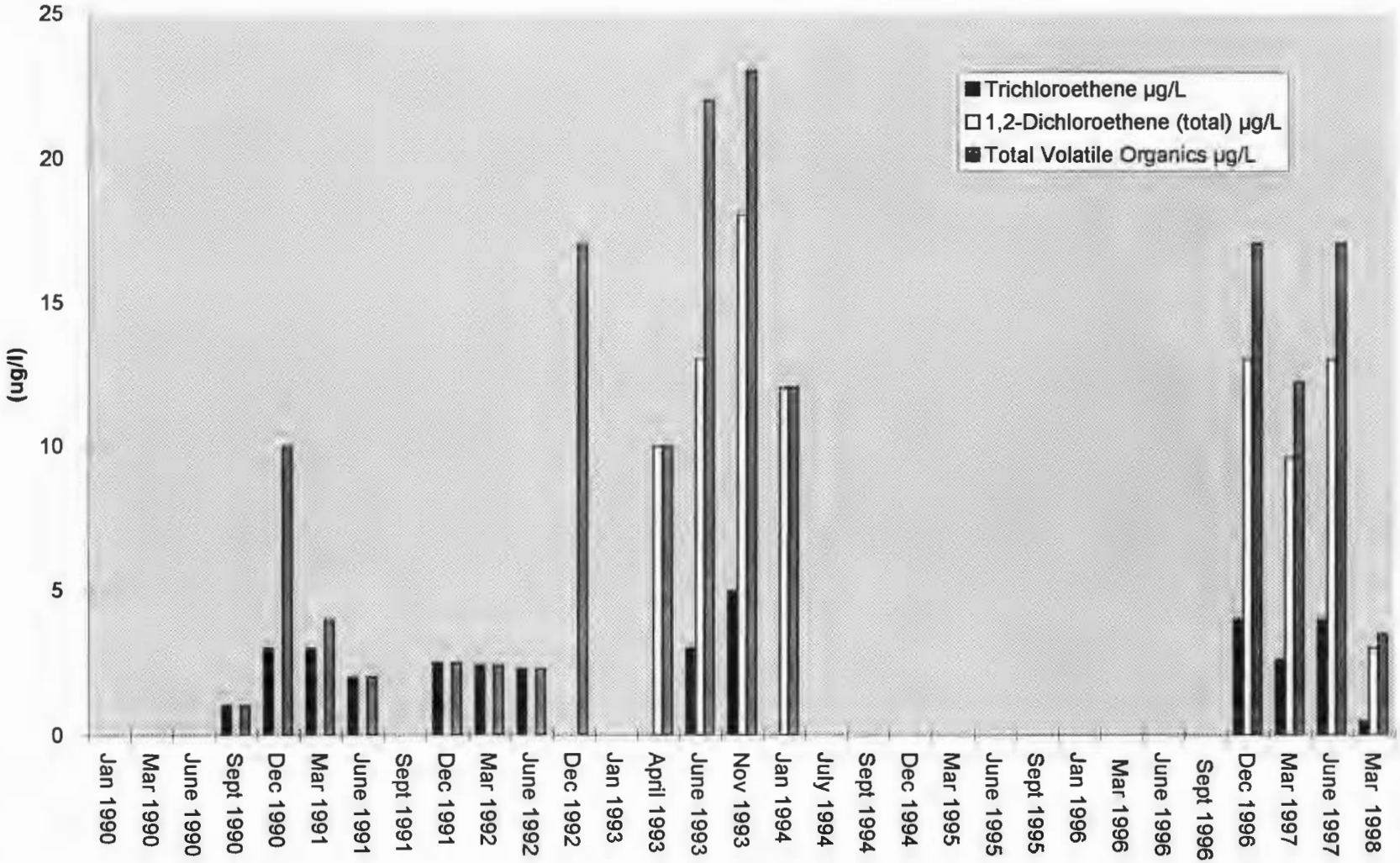

Note: Well was not sampled Jan 1993 and July 1994-Sept 1996

PT-21A
Ash Landfill

Parameters	Source: UrUn	NET Jan 1990 1	NET Mar 1990 1	NET June 1990 2	NET Sept 1990 3	NET Dec 1990 4	NET Mar 1991 1	NET June 1991 2	NET Sept 1991 3	NET Dec 1991 4	NET Mar 1992 2	NET June 1992 3	G'G'I Dec 1992 4	ES Jan 1993 1	ES April 1993 2	I June 19
VOLATILE ORGANICS		624	624	624	624	624	624	624	624	624	624	624	624		NYSCLP	NYSCI
Chloromethane	µg/L	ND	ND	ND	ND	ND	ND	ND	ND	ND	ND	ND	ND	-	ND	N
Bromomethane	µg/L	ND	ND	ND	ND	ND	ND	ND	ND	ND	ND	ND	ND	-	ND	N
Vinyl Chloride	µg/L	ND	ND	ND	ND	ND	ND	ND	ND	ND	ND	ND	ND	-	ND	N
Chloroethane	µg/L	ND	ND	ND	ND	ND	ND	ND	ND	ND	ND	ND	ND	-	ND	N
Methylene Chloride	µg/L	ND	ND	ND	ND	ND	ND	ND	ND	ND	ND	ND	ND	-	ND	N
1,1-Dichloroethene	µg/L	ND	ND	ND	ND	ND	ND	ND	ND	ND	ND	ND	ND	-	ND	N
1,1-Dichloroethane	µg/L	ND	ND	ND	ND	ND	ND	ND	ND	ND	ND	ND	ND	-	ND	N
Chloroform	µg/L	ND	ND	ND	ND	ND	ND	ND	ND	ND	ND	ND	ND	-	ND	N
1,2-Dichloroethane	µg/L	ND	ND	ND	ND	ND	1	ND	ND	ND	ND	ND	ND	-	ND	N
1,1,1-Trichloroethane	µg/L	ND	ND	ND	ND	2	ND	ND	ND	ND	ND	ND	ND	-	ND	N
Carbon Tetrachloride	µg/L	ND			ND	ND	ND	ND	ND	ND	ND	ND	ND	-	ND	N
Bromodichloromethane	µg/L	ND			ND	ND	ND	ND	ND	ND	ND	ND	ND	-	ND	N
1,2-Dichloropropane	µg/L	ND			ND	ND	ND	ND	ND	ND	ND	ND	ND	-	ND	N
cis-1,3-Dirchloropropene	µg/L	ND	ND	ND	ND	ND	ND	ND	ND	ND	ND	ND	ND	-	ND	N
Trichloroethene	µg/L	ND	ND	ND	1	3	3	2	ND	2.5	2.4	2.3	ND	-	ND	
Dibromochloromethane	µg/L	ND	ND	ND	ND	ND	ND	ND	ND	ND	ND	ND	ND	-	ND	N
1,1,2-Trichloroethane	µg/L	ND	ND	ND	ND	ND	ND	ND	ND	ND	ND	ND	ND	-	ND	N
Benzene	µg/L	ND	ND	ND	ND	ND	ND	ND	ND	ND	ND	ND	ND	-	ND	
trans-1,3-Dichloropropene	µg/L	ND	ND	ND	ND	ND	ND	ND	ND	ND	ND	ND	ND	-	ND	N
Bromoform	µg/L	ND	ND	ND	ND	ND	ND	ND	ND	ND	ND	ND	ND	-	ND	N
Tetrachloroethene	µg/L	ND	ND	ND	ND	5	ND	ND	ND	ND	ND	ND	ND	-	ND	N
1,1,2,2-Tetrachloroethane	µg/L	ND	ND	ND	ND	ND	ND	ND	ND	ND	ND	ND	ND	-	ND	N
Toluene	µg/L	ND	ND	ND	ND	ND	ND	ND	ND	ND	ND	ND	ND	-	ND	N
Chlorobenzene	µg/L	ND	ND	ND	ND	ND	ND	ND	ND	ND	ND	ND	ND	-	ND	N
Ethylbenzene	µg/L	ND	ND	ND	ND	ND	ND	ND	ND	ND	ND	ND	ND	-	ND	N
2-Chloroethylvinyl Ether	µg/L	ND	ND	ND	ND	ND	ND	ND	ND	ND	ND	ND	ND	-	-	
1,3-Dichlorobenzene	µg/L	ND	ND	ND	ND	ND	ND	ND	ND	ND	ND	ND	-	-	-	
1,2-Dichlorobenzene	µg/L	ND	ND	ND	ND	ND	ND	ND	ND	ND	ND	ND	-	-	-	
1,4-Dichlorobenzene	µg/L	ND	ND	ND	ND	ND	ND	ND	ND	ND	ND	ND	-	-	-	
1,2-Dichloroethene (total)	µg/L	-	-	-	-	-	-	-	-	-	-	-	-	-	10	1
cis-1,2-Dichloroethene	µg/L	-	-	-	-	-	-	-	-	-	-	-	17	-	-	
trans-1,2-Dichloroethene	µg/L	ND	ND	ND	ND	ND	ND	ND	ND	ND	ND	ND	ND	-	-	
Trichlorofluoromethane	µg/L	ND	ND	ND	ND	ND	ND	ND	ND	ND	ND	ND	ND	-	-	
Acetone	µg/L	-	-	-	-	-	-	-	-	-	-	-	-	-	ND	N
Carbon Disulfide	µg/L	-	-	-	-	-	-	-	-	-	-	-	-	-	ND	N
4-Methyl-2 Pentanone	µg/L	-	-	-	-	-	-	-	-	-	-	-	-	-	ND	N
2-Hexanone	µg/L	-	-	-	-	-	-	-	-	-	-	-	-	-	ND	N
Styrene	µg/L	-	-	-	-	-	-	-	-	-	-	-	-	-	ND	N
Xylenes (total)	µg/L	-	-	-	-	-	-	-	-	-	-	-	-	-	ND	N
Total Volatile Organics	µg/L	0	0	0	1	10	4	2	0	2.5	2.4	2.3	17	0	10	2

PT-21A
Ash Landfill

Parameters	Source: Units	PES Nov 1993 4	PES Jan 1994 1	PES July 1994 2	PES Sept 1994 3	PES Dec 1994 4	PES Mar 1995 1	PES June 1995 2	PES Sept 1995 3	PES Jan 1996 4	PES Mar 1996 1	PES June 1996 2	PES Sept 1996 3	PES Dec 1996 4	PES Mar 1997 1	PES June 1997 2
VOLATILE ORGANICS		NYSCLP	NYSCLP													
ClChlorometha	µg/L	ND	ND	-	-	-	-	-	-	-	-	-	-	ND	ND	ND
BrBromometha	µg/L	ND	ND	-	-	-	-	-	-	-	-	-	-	ND	ND	ND
ViVinyl Chlori	µg/L	ND	ND	-	-	-	-	-	-	-	-	-	-	ND	ND	ND
Chloroethane	µg/L	ND	ND	-	-	-	-	-	-	-	-	-	-	ND	ND	ND
Methylene Chloride	µg/L	ND	ND	-	-	-	-	-	-	-	-	-	-	ND	ND	ND
1,1-Dichloroethene	µg/L	ND	ND	-	-	-	-	-	-	-	-	-	-	ND	ND	ND
1,1-Dichloroethane	µg/L	ND	ND	-	-	-	-	-	-	-	-	-	-	ND	ND	ND
Chloroform	µg/L	ND	ND	-	-	-	-	-	-	-	-	-	-	ND	ND	ND
1,2-Dichloroethane	µg/L	ND	ND	-	-	-	-	-	-	-	-	-	-	ND	ND	ND
1,1,1,1-Trichloroetha	µg/L	ND	ND	-	-	-	-	-	-	-	-	-	-	ND	ND	ND
Carbon Tetrachloride	µg/L	ND	ND	-	-	-	-	-	-	-	-	-	-	ND	ND	ND
Bromodichloromethane	µg/L	ND	ND	-	-	-	-	-	-	-	-	-	-	ND	ND	ND
1,2-Dichloropropane	µg/L	ND	ND	-	-	-	-	-	-	-	-	-	-	ND	ND	ND
cis-1,3-Dirchloropropene	µg/L	ND	ND	-	-	-	-	-	-	-	-	-	-	ND	ND	ND
Trichloroethene	µg/L	5	ND	-	-	-	-	-	-	-	-	-	-	4	2.6	4
Dibromochloromethane	µg/L	ND	ND	-	-	-	-	-	-	-	-	-	-	ND	ND	ND
1,1,1,2-Trichloroetha	µg/L	ND	ND	-	-	-	-	-	-	-	-	-	-	ND	ND	ND
Benzene	µg/L	ND	ND	-	-	-	-	-	-	-	-	-	-	ND	ND	ND
trans-1,3-Dichloropropene	µg/L	ND	ND	-	-	-	-	-	-	-	-	-	-	ND	ND	ND
Bromoform	µg/L	ND	ND	-	-	-	-	-	-	-	-	-	-	ND	ND	ND
Tetrachloroethene	µg/L	ND	ND	-	-	-	-	-	-	-	-	-	-	ND	ND	ND
1,1,2,2-Tetrachloroethane	µg/L	ND	ND	-	-	-	-	-	-	-	-	-	-	ND	ND	ND
Toluene	µg/L	ND	ND	-	-	-	-	-	-	-	-	-	-	ND	ND	ND
ClChlorobenze	µg/L	ND	ND	-	-	-	-	-	-	-	-	-	-	ND	ND	ND
Ethylbenzene	µg/L	ND	ND	-	-	-	-	-	-	-	-	-	-	ND	ND	ND
2-Chloroethylvinyl Ether	µg/L	-	-	-	-	-	-	-	-	-	-	-	-	-	-	-
1,3-Dichlorobenzene	µg/L	-	-	-	-	-	-	-	-	-	-	-	-	-	-	-
1,2-Dichlorobenzene	µg/L	-	-	-	-	-	-	-	-	-	-	-	-	-	-	-
1,4-Dichlorobenzene	µg/L	-	-	-	-	-	-	-	-	-	-	-	-	-	-	-
1,2-Dichloroethene (total)	µg/L	18	12	-	-	-	-	-	-	-	-	-	-	13	9.6	13
cis-1,2-Dichloroethene	µg/L	-	-	-	-	-	-	-	-	-	-	-	-	-	-	-
trans-1,2-Dichloroethe	µg/L	-	-	-	-	-	-	-	-	-	-	-	-	-	-	-
Trichlorofluoromethane	µg/L	-	-	-	-	-	-	-	-	-	-	-	-	-	-	-
Acetone	µg/L	ND	ND	-	-	-	-	-	-	-	-	-	-	ND	ND	ND
Carbon Disulfide	µg/L	ND	ND	-	-	-	-	-	-	-	-	-	-	ND	ND	ND
4-Methyl-2 Pentanone	µg/L	ND	ND	-	-	-	-	-	-	-	-	-	-	ND	ND	ND
2-E-Hexano	µg/L	ND	ND	-	-	-	-	-	-	-	-	-	-	ND	ND	ND
Styrene	µg/L	ND	ND	-	-	-	-	-	-	-	-	-	-	ND	ND	ND
Xylenes (total)	µg/L	ND	ND	-	-	-	-	-	-	-	-	-	-	ND	ND	ND
Total Volatile Organics	µg/L	23	12	0	0	0	0	0	0	0	0	0	0	17	12.2	17

PT-21A
Ash Landfill

Parameters	Source: UrUn	NET Jan 1990 1	NET Mar 1990 1	NET June 1990 2	NET Sept 1990 3	NET Dec 1990 4	NET Mar 1991 1	NET June 1991 2	NET Sept 1991 3	NET Dec 1991 4	NET Mar 1992 2	NET June 1992 3	G'GT Dec 1992 4	ES Jan 1993 1	ES April 1993 2	June
METALS																
Aluminum	mg/L	-	-	-	-	-	-	-	-	-	-	-	-	-	-	
Antimony	mg/L	-	-	-	-	-	-	-	-	-	-	-	-	-	-	
Arsenic	mg/L	-	-	-	ND	-	ND	-	-	-	-	-	-	-	-	
Barium	mg/L	-	-	-	1.1	-	0.144	-	-	-	-	-	-	-	-	
Beryllium	mg/L	-	-	-	-	-	-	-	-	-	-	-	-	-	-	
Cadmium	mg/L	-	-	-	ND	-	ND	-	-	-	-	-	-	-	-	
Calcium	mg/L	-	-	-	-	-	-	-	-	-	-	-	-	-	-	
Chromium	mg/L	-	-	-	0.08	-	ND	-	-	-	-	-	-	-	-	
Cobalt	mg/L	-	-	-	-	-	-	-	-	-	-	-	-	-	-	
Copper	mg/L	-	-	-	-	-	-	-	-	-	-	-	-	-	-	
Iron	mg/L	-	-	-	85	-	0.842	-	-	-	-	-	-	-	-	
Lead	mg/L	-	-	-	0.027	-	ND	-	-	-	-	-	-	-	-	
Magnesium	mg/L	-	-	-	-	-	-	-	-	-	-	-	-	-	-	
Manganese	mg/L	-	-	-	-	-	-	-	-	-	-	-	-	-	-	
Mercury	mg/L	-	-	-	ND	-	ND	-	-	-	-	-	-	-	-	
Nickel	mg/L	-	-	-	-	-	-	-	-	-	-	-	-	-	-	
Potassium	mg/L	-	-	-	9.5	-	45.6	-	-	-	-	-	-	-	-	
Selenium	mg/L	-	-	-	ND	-	ND	-	-	-	-	-	-	-	-	
Silver	mg/L	-	-	-	ND	-	ND	-	-	-	-	-	-	-	-	
Sodium	mg/L	-	-	-	32	-	45.6	-	-	-	-	-	-	-	-	
Thallium	mg/L	-	-	-	-	-	-	-	-	-	-	-	-	-	-	
Vanadium	mg/L	-	-	-	-	-	-	-	-	-	-	-	-	-	-	
Zinc	mg/L	-	-	-	-	-	-	-	-	-	-	-	-	-	-	
Cyanide	mg/L	-	-	-	ND	-	ND	-	-	-	-	-	-	-	-	
MISCELLANEOUS																
Ethene	mg/L	-	-	-	-	-	-	-	-	-	-	-	-	-	-	
Ethane	mg/L	-	-	-	-	-	-	-	-	-	-	-	-	-	-	
Methane	mg/L	-	-	-	-	-	-	-	-	-	-	-	-	-	-	
CO2	mg/L	-	-	-	-	-	-	-	-	-	-	-	-	-	-	
Ferrous Iron	mg/L	-	-	-	-	-	-	-	-	-	-	-	-	-	-	
Sulfide	mg/L	-	-	-	-	-	-	-	-	-	-	-	-	-	-	
DOC	mg C/L	-	-	-	-	-	-	-	-	-	-	-	-	-	-	
Redox Potential	mV	-	-	-	-	-	-	-	-	-	-	-	-	-	-	
Alkalinity (total)	mg CaCO3/L	-	-	-	-	-	-	-	-	-	-	-	-	-	-	
Total Organic Halogens/Halides (T	mg/L	-	-	-	-	0.O.0	0.02	-	-	-	-	-	-	-	-	
Chloride	mg/L	-	-	-	74.2	-	63	-	-	-	-	-	-	-	-	
Conductivity (field)	µmhos/cm	460	400	670	750	900	410	980	1100	1130	1130	970	-	-	600	
Conductivity (lab)	µmhos/cm	-	-	-	-	-	-	-	-	-	-	-	-	-	-	
Nitrite Nitrogen	mg/L	-	-	-	-	-	-	-	-	-	-	-	-	-	-	
Nitrate/Nitrite Nitrogen	mg/L	-	-	-	0.6	-	0.26	-	-	-	-	-	-	-	-	
Nitrate as N - Calculation	mg/L	-	-	-	-	-	-	-	-	-	-	-	-	-	-	
pH (Lab)	std. units	-	-	-	7.7	-	8	-	-	-	-	-	-	-	-	
pH (field)	std. units	6.95	7.37	7.4	7.45	6.85	8.39	6.86	7.06	7.24	7.02	7.36	-	-	7.04	
Sulfate	mg/L	-	-	-	136	-	170	-	-	-	-	-	-	-	-	
Total Organic Carbon (TOC)	mg/L	-	-	-	6.6	-	5.5	-	-	-	-	-	-	-	-	
Temperature (field)	Celcius	10	8	13	14	8	8	11	12	10	8	10	-	-	9	
Turbidity	NTUs	-	-	-	-	-	-	-	-	-	-	-	-	-	-	

PT-21A
Ash Landfill

Parameters	Source: Units	PES Nov 1993 4	PES Jan 1994 1	PES July 1994 2	PES Sept 1994 3	PES Dec 1994 4	PES Mar 1995 1	PES June 1995 2	PES Sept 1995 3	PES Jan 1996 4	PES Mar 1996 1	PES June 1996 2	PES Sept 1996 3	PES Dec 1996 4	PES Mar 1997 1	PES June 1997 2
METALS																
Aluminum	mg/L	-	-	-	-	-	-	-	-	-	-	-	-	-	-	-
Antimony	mg/L	-	-	-	-	-	-	-	-	-	-	-	-	-	-	-
Arsenic	mg/L	-	-	-	-	-	-	-	-	-	-	-	-	-	-	-
Barium	mg/L	-	-	-	-	-	-	-	-	-	-	-	-	-	-	-
Beryllium	mg/L	-	-	-	-	-	-	-	-	-	-	-	-	-	-	-
Cadmium	mg/L	-	-	-	-	-	-	-	-	-	-	-	-	-	-	-
Calcium	mg/L	-	-	-	-	-	-	-	-	-	-	-	-	-	-	-
Chromium	mg/L	-	-	-	-	-	-	-	-	-	-	-	-	-	-	-
Cobalt	mg/L	-	-	-	-	-	-	-	-	-	-	-	-	-	-	-
Copper	mg/L	-	-	-	-	-	-	-	-	-	-	-	-	-	-	-
Iron	mg/L	-	-	-	-	-	-	-	-	-	-	-	-	-	-	-
Lead	mg/L	-	-	-	-	-	-	-	-	-	-	-	-	-	-	-
Magnesium	mg/L	-	-	-	-	-	-	-	-	-	-	-	-	-	-	-
Manganese	mg/L	-	-	-	-	-	-	-	-	-	-	-	-	-	-	-
Mercury	mg/L	-	-	-	-	-	-	-	-	-	-	-	-	-	-	-
Nickel	mg/L	-	-	-	-	-	-	-	-	-	-	-	-	-	-	-
Potassium	mg/L	-	-	-	-	-	-	-	-	-	-	-	-	-	-	-
Selenium	mg/L	-	-	-	-	-	-	-	-	-	-	-	-	-	-	-
SilSilv	mg/L	-	-	-	-	-	-	-	-	-	-	-	-	-	-	-
Sodium	mg/L	-	-	-	-	-	-	-	-	-	-	-	-	-	-	-
Thallium	mg/L	-	-	-	-	-	-	-	-	-	-	-	-	-	-	-
Vanadium	mg/L	-	-	-	-	-	-	-	-	-	-	-	-	-	-	-
Zinc	mg/L	-	-	-	-	-	-	-	-	-	-	-	-	-	-	-
Cyanide	mg/L	-	-	-	-	-	-	-	-	-	-	-	-	-	-	-
MISCELLANEOUS																
Ethene	mg/L	-	-	-	-	-	-	-	-	-	-	-	-	ND	ND	ND
Ethane	mg/L	-	-	-	-	-	-	-	-	-	-	-	-	ND	ND	ND
Methane	mg/L	-	-	-	-	-	-	-	-	-	-	-	-	0.0123	0.011	0.0022
CO2	mg/L	-	-	-	-	-	-	-	-	-	-	-	-	-	-	-
Ferrous Iron	mg/L	-	-	-	-	-	-	-	-	-	-	-	-	0.01	0.1	0.1
Sulfide	mg/L	-	-	-	-	-	-	-	-	-	-	-	-	-	-	-
DOC	mg C/L	-	-	-	-	-	-	-	-	-	-	-	-	1.9	1.9	2
Redox Potential	mV	-	-	-	-	-	-	-	-	-	-	-	-	330	212	297
Alkalinity (total)	mg CaCO3/L	-	-	-	-	-	-	-	-	-	-	-	-	314	272	244
Total Organic Halogens/Halides (T	mg/L	0.05	0.02	-	-	-	-	-	-	-	-	-	-	-	-	-
ClChlori	mg/L	84	67	-	-	-	-	-	-	-	-	-	-	119	138	134
Conductivity (field)	µmhos/cm	-	-	-	-	-	-	-	-	-	-	-	-	1171	1151	1121
CcConductivity (la	µmhos/cm	990	890	-	-	-	-	-	-	-	-	-	-	-	-	-
Nitrite Nitrogen	mg/L	-	-	-	-	-	-	-	-	-	-	-	-	-	-	-
Nitrate/Nitrite Nitrogen	mg/L	0.41	0.31	-	-	-	-	-	-	-	-	-	-	0.61	0.44	0.23
Nitrate as N - Calculation	mg/L	-	-	-	-	-	-	-	-	-	-	-	-	-	-	-
pHbH (La	std. units	7.49	7.72	-	-	-	-	-	-	-	-	-	-	-	-	-
pH (field)	std. units	-	-	-	-	-	-	-	-	-	-	-	-	6.75	6.91	7.18
Sulfate	mg/L	140	120	-	-	-	-	-	-	-	-	-	-	203	203	198
Total Organic Carbon (TOC)	mg/L	3	1	-	-	-	-	-	-	-	-	-	-	-	-	-
Temperature (field)	Celcius	-	-	-	-	-	-	-	-	-	-	-	-	-	-	-
Turbidity	NTUs	-	-	-	-	-	-	-	-	-	-	-	-	-	-	-
		-	-	-	-	-	-	-	-	-	-	-	-	-	-	-

PT-24

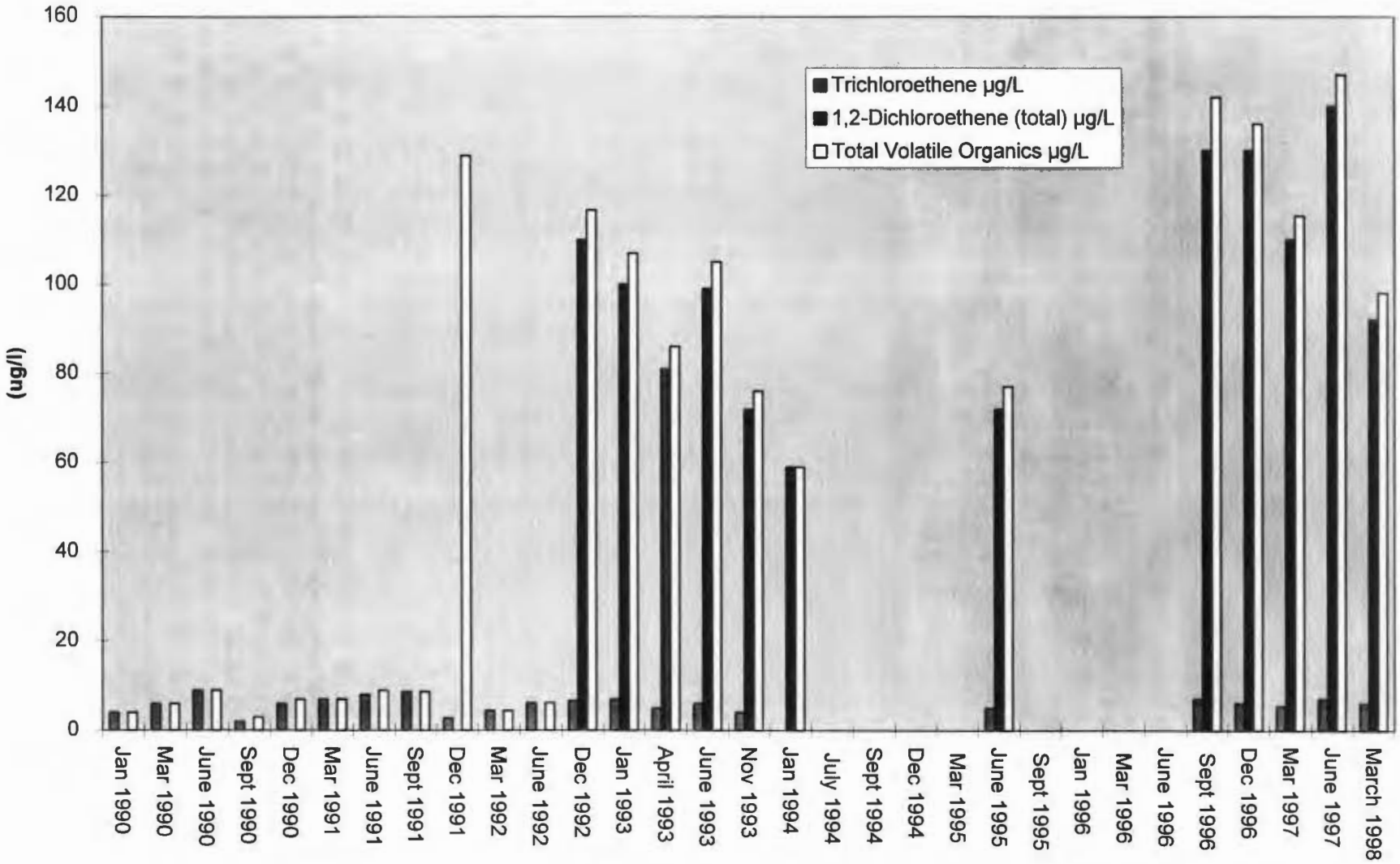

Note: Well was not sampled July 1994-Mar 1995 and Sept 1995-June 1996.

PT-24
Ash Landfill

Parameters	Source: Units	NET Jan 1990 1	NET Mar 1990 1	NET June 1990 2	NET Sept 1990 3	NET Dec 1990 4	NET Mar 1991 1	NET June 1991 2	NET Sept 1991 3	NET Dec 1991 4	NET Mar 1992 2	NET June 1992 3	GTC Dec 1992 4	ES Jan 1993 1	ES April 1993 2	June 1
VOLATILE ORGANICS		624	624	624	624	624	624	624	624	624	624	624	624	NYSCLP	NYSCLP	NYSC
Chloromethane	µg/L	ND	ND	ND	ND	ND	ND	ND	ND	ND	ND	ND	ND	ND	ND	
Bromomethane	µg/L	ND	ND	ND	ND	ND	ND	ND	ND	ND	ND	ND	ND	ND	ND	
Vinyl Chloride	µg/L	ND	ND	ND	ND	ND	ND	ND	ND	ND	ND	ND	ND	ND	ND	
Chloroethane	µg/L	ND	ND	ND	ND	ND	ND	ND	ND	ND	ND	ND	ND	ND	ND	
Methylene Chloride	µg/L	ND	ND	ND	ND	ND	ND	ND	ND	ND	ND	ND	ND	ND	ND	
1,1-Dichloroethene	µg/L	ND	ND	ND	ND	ND	ND	ND	ND	ND	ND	ND	ND	ND	ND	
1,1-Dichloroethane	µg/L	ND	ND	ND	ND	ND	ND	ND	ND	ND	ND	ND	ND	ND	ND	
Chloroform	µg/L	ND	ND	ND	ND	ND	ND	ND	ND	ND	ND	ND	ND	ND	ND	
1,2-Dichloroethane	µg/L	ND	ND	ND	ND	ND	ND	ND	ND	ND	ND	ND	ND	ND	ND	
1,1,1-Trichloroethane	µg/L	ND	ND	ND	1	1	ND	1	ND	126	ND	ND	ND	ND	ND	
Carbon Tetrachloride	µg/L	ND	ND	ND	ND	ND	ND	ND	ND	ND	ND	ND	ND	ND	ND	
Bromodichloromethane	µg/L	ND	ND	ND	ND	ND	ND	ND	ND	ND	ND	ND	ND	ND	ND	
1,2-Dichloropropane	µg/L	ND	ND	ND	ND	ND	ND	ND	ND	ND	ND	ND	ND	ND	ND	
cis-1,3-Dirchloropropene	µg/L	ND	ND	ND	ND	ND	ND	ND	ND	ND	ND	ND	ND	ND	ND	
Trichloroethene	µg/L	4	6	9	2	6	7	8	8.61	2.8	4.4	6.2	6.7	7	5	
Dibromochloromethane	µg/L	ND	ND	ND	ND	ND	ND	ND	ND	ND	ND	ND	ND	ND	ND	
1,1,2-Trichloroethane	µg/L	ND	ND	ND	ND	ND	ND	ND	ND	ND	ND	ND	ND	ND	ND	
Benzene	µg/L	ND	ND	ND	ND	ND	ND	ND	ND	ND	ND	ND	ND	ND	ND	
trans-1,3-Dichloropropene	µg/L	ND	ND	ND	ND	ND	ND	ND	ND	ND	ND	ND	ND	ND	ND	
Bromoform	µg/L	ND	ND	ND	ND	ND	ND	ND	ND	ND	ND	ND	ND	ND	ND	
Tetrachloroethene	µg/L	ND	ND	ND	ND	ND	ND	ND	ND	ND	ND	ND	ND	ND	ND	
1,1,2,2-Tetrachloroethane	µg/L	ND	ND	ND	ND	ND	ND	ND	ND	ND	ND	ND	ND	ND	ND	
Toluene	µg/L	ND	ND	ND	ND	ND	ND	ND	ND	ND	ND	ND	ND	ND	ND	
Chlorobenzene	µg/L	ND	ND	ND	ND	ND	ND	ND	ND	ND	ND	ND	ND	ND	ND	
Ethylbenzene	µg/L	ND	ND	ND	ND	ND	ND	ND	ND	ND	ND	ND	ND	ND	ND	
2-Chloroethylvinyl Ether	µg/L	ND	ND	ND	ND	ND	ND	ND	ND	ND	ND	ND	ND	-	-	
1,3-Dichlorobenzene	µg/L	ND	ND	ND	ND	ND	ND	ND	ND	ND	ND	ND	-	-	-	
1,2-Dichlorobenzene	µg/L	ND	ND	ND	ND	ND	ND	ND	ND	ND	ND	ND	-	-	-	
1,4-Dichlorobenzene	µg/L	ND	ND	ND	ND	ND	ND	ND	ND	ND	ND	ND	-	-	-	
1,2-Dichloroethene (total)	µg/L	-	-	-	-	-	-	-	-	-	-	-	110	100	81	
cis-1,2-Dichloroethene	µg/L	-	-	-	-	-	-	-	-	-	-	- -		-	-	
trans-1,2-Dichloroethene	µg/L	ND	ND	ND	ND	ND	ND	ND	ND	ND	ND	ND	ND	-	-	
Trichlorofluoromethane	µg/L	ND	ND	ND	ND	ND	ND	ND	ND	ND	ND	ND	ND	-	-	
Acetone	µg/L	-	-	-	-	-	-	-	-	-	-	-	-	ND	ND	
Carbon Disulfide	µg/L	-	-	-	-	-	-	-	-	-	-	-	-	ND	ND	
4-Methyl-2 Pentanone	µg/L	-	-	-	-	-	-	-	-	-	-	-	-	ND	ND	
2-Hexanone	µg/L	-	-	-	-	-	-	-	-	-	-	-	-	ND	ND	
Styrene	µg/L	-	-	-	-	-	-	-	-	-	-	-	-	ND	ND	
Xylenes (total)	µg/L	-	-	-	-	-	-	-	-	-	ND	ND	-	ND	ND	
Total Volatile Organics	µg/L	4	6	9	3	7	7	9	8.61	128.8	4.4	6.2	116.7	107	86	

PT-24
Ash Landfill

Parameters	Source: Units	PES Nov 1993 4	PES Jan 1994 1	PES July 1994 2	PES Sept 1994 3	PES Dec 1994 4	PES Mar 1995 1	PES June 1995 2	PES Sept 1995 3	PES Jan 1996 4	PES Mar 1996 1	PES June 1996 2	PES Sept 1996 3	PES Dec 1996 4	PES Mar 1997 1	PES June 1997 M 2
VOLATILE ORGANICS		NYSCLP	NYSCLP					NYSCLP					524.2	NYSCLP	NYSCLP	NYSCLP
Chloromethane	µg/L	ND	ND	-	-	-	-	ND	-	-	-	-	ND	ND	ND	ND
Bromomethane	µg/L	ND	ND	-	-	-	-	ND	-	-	-	-	ND	ND	ND	ND
Vinyl Chloride	µg/L	ND	ND	-	-	-	-	ND	-	-	-	-	ND	ND	ND	ND
Chloroethane	µg/L	ND	ND	-	-	-	-	ND	-	-	-	-	ND	ND	ND	ND
Methylene Chloride	µg/L	ND	ND	-	-	-	-	ND	-	-	-	-	ND	ND	ND	ND
1,1-Dichloroethene	µg/L	ND	ND	-	-	-	-	ND	-	-	-	-	ND	ND	ND	ND
1,1-Dichloroethane	µg/L	ND	ND	-	-	-	-	ND	-	-	-	-	ND	ND	ND	ND
Chloroform	µg/L	ND	ND	-	-	-	-	ND	-	-	-	-	ND	ND	ND	ND
1,2-Dichloroethane	µg/L	ND	ND	-	-	-	-	ND	-	-	-	-	ND	ND	ND	ND
1,1,1-Trichloroethane	µg/L	ND	ND	-	-	-	-	ND	-	-	-	-	ND	ND	ND	ND
Carbon Tetrachloride	µg/L	ND	ND	-	-	-	-	ND	-	-	-	-	ND	ND	ND	ND
Bromodichloromethane	µg/L	ND	ND	-	-	-	-	ND	-	-	-	-	ND	ND	ND	ND
1,2-Dichloropropane	µg/L	ND	ND	-	-	-	-	ND	-	-	-	-	ND	ND	ND	ND
cis-1,3-Dirchloropropene	µg/L	ND	ND	-	-	-	-	ND	-	-	-	-	ND	ND	ND	ND
Trichloroethene	µg/L	4	ND	-	-	-	-	5	-	-	-	-	7	6	5.4	7
Dibromochloromethane	µg/L	ND	ND	-	-	-	-	ND	-	-	-	-	ND	ND	ND	ND
1,1,2-Trichloroethane	µg/L	ND	ND	-	-	-	-	ND	-	-	-	-	ND	ND	ND	ND
Benzene	µg/L	ND	ND	-	-	-	-	ND	-	-	-	-	ND	ND	ND	ND
trans-1,3-Dichloropropene	µg/L	ND	ND	-	-	-	-	ND	-	-	-	-	ND	ND	ND	ND
Bromoform	µg/L	ND	ND	-	-	-	-	ND	-	-	-	-	ND	ND	ND	ND
Tetrachloroethene	µg/L	ND	ND	-	-	-	-	ND	-	-	-	-	ND	ND	ND	ND
1,1,2,2-Tetrachloroethane	µg/L	ND	ND	-	-	-	-	ND	-	-	-	-	ND	ND	ND	ND
Toluene	µg/L	ND	ND	-	-	-	-	ND	-	-	-	-	ND	ND	ND	ND
Chlorobenzene	µg/L	ND	ND	-	-	-	-	ND	-	-	-	-	ND	ND	ND	ND
Ethylbenzene	µg/L	ND	ND	-	-	-	-	ND	-	-	-	-	ND	ND	ND	ND
2-Chloroethylvinyl Ether	µg/L	-	-	-	-	-	-	-	-	-	-	-	ND	-	-	-
1,3-Dichlorobenzene	µg/L	-	-	-	-	-	-	-	-	-	-	-	ND	-	-	-
1,2-Dichlorobenzene	µg/L	-	-	-	-	-	-	-	-	-	-	-	ND	-	-	-
1,4-Dichlorobenzene	µg/L	-	-	-	-	-	-	-	-	-	-	-	ND	-	-	-
1,2-Dichloroethene (total)	µg/L	72	59	-	-	-	-	72	-	-	-	-	130	130	110	140
cis-1,2-Dichloroethene	µg/L	-	-	-	-	-	-	-	-	-	-	-	-	-	-	-
trans-1,2-Dichloroethene	µg/L	-	-	-	-	-	-	-	-	-	-	-	ND	-	-	-
Trichlorofluoromethane	µg/L	-	-	-	-	-	-	-	-	-	-	-	ND	-	-	-
Acetone	µg/L	ND	ND	-	-	-	-	ND	-	-	-	-	5	ND	ND	ND
Carbon Disulfide	µg/L	ND	ND	-	-	-	-	ND	-	-	-	-	ND	ND	ND	ND
4-Methyl-2 Pentanone	µg/L	ND	ND	-	-	-	-	ND	-	-	-	-	ND	ND	ND	ND
2-Hexanone	µg/L	ND	ND	-	-	-	-	ND	-	-	-	-	ND	ND	ND	ND
Styrene	µg/L	ND	ND	-	-	-	-	ND	-	-	-	-	ND	ND	ND	ND
Xylenes (total)	µg/L	ND	ND	-	-	-	-	ND	-	-	-	-	ND	ND	ND	ND
Total Volatile Organics	µg/L	76	59	0	0	0	0	77	0	0	0	0	142	136	115.4	147

PT-24
Ash Landfill

Parameters	Source: Units	NET Jan 1990 1	NET Mar 1990 1	NET June 1990 2	NET Sept 1990 3	NET Dec 1990 4	NET Mar 1991 1	NET June 1991 2	NET Sept 1991 3	NET Dec 1991 4	NET Mar 1992 2	NET June 1992 3	GTC Dec 1992 4	ES Jan 1993 1	ES April 1993 2	Jun
METALS																
Aluminum	mg/L	-	-	-	-	-	-	-	-	-	-	-	-	13.5	-	
Antimony	mg/L	-	-	-	-	-	-	-	-	-	-	-	-	ND	-	
Arsenic	mg/L	-	ND	-	ND	-	ND	-	ND	-	ND	-	-	0.0016	-	
Barium	mg/L	-	ND	-	ND	-	0.065	-	0.13	-	0.054	-	-	0.116	-	
Beryllium	mg/L	-	-	-	-	-	-	-	-	-	-	-	-	ND	-	
Cadmium	mg/L	-	ND	-	ND	-	ND	-	ND	-	ND	-	-	ND	-	
Calcium	mg/L	-	-	-	-	-	-	-	-	-	-	-	-	125	-	111
Chromium	mg/L	-	0.041	-	ND	-	ND	-	0.037	-	ND	-	-	0.0176	-	
Cobalt	mg/L	-	-	-	-	-	-	-	-	-	-	-	-	0.0088	-	
Copper	mg/L	-	-	-	-	-	-	-	-	-	-	-	-	0.0111	-	
Iron	mg/L	-	34	-	1.2	-	8.79	-	33.7	-	4.13	-	-	17.8	-	
Lead	mg/L	-	0.013	-	ND	-	ND	-	0.02	-	ND	-	-	0.0091	-	
Magnesium	mg/L	-	-	-	-	-	-	-	-	-	-	-	-	17.2	-	
Manganese	mg/L	-	-	-	-	-	-	-	-	-	-	-	-	0.375	-	
Mercury	mg/L	-	ND	-	ND	-	ND	-	ND	-	ND	-	-	ND	-	
Nickel	mg/L	-	-	-	-	-	-	-	-	-	-	-	-	0.0206	-	
Potassium	mg/L	-	ND	-	2.1	-	2.2	-	5.85	-	1.86	-	-	3.6	-	
Selenium	mg/L	-	ND	-	ND	-	ND	-	ND	-	ND	-	-	0.0012	-	
Silver	mg/L	-	ND	-	ND	-	ND	-	ND	-	ND	-	-	ND	-	
Sodium	mg/L	-	15	-	14	-	13.4	-	16.2	-	14.1	-	-	16.7	-	
Thallium	mg/L	-	-	-	-	-	-	-	-	-	-	-	-	ND	-	
Vanadium	mg/L	-	-	-	-	-	-	-	-	-	-	-	-	0.0195	-	
Zinc	mg/L	-	-	-	-	-	-	-	-	-	-	-	-	0.0781	-	
Cyanide	mg/L	-	-	-	-	-	-	-	-	-	-	-	-	ND	-	
MISCELLANEOUS																
Ethene	mg/L	-	-	-	-	-	-	-	-	-	-	-	-	-	-	
Ethane	mg/L	-	-	-	-	-	-	-	-	-	-	-	-	-	-	
Methane	mg/L	-	-	-	-	-	-	-	-	-	-	-	-	-	-	
CO2	mg/L	-	-	-	-	-	-	-	-	-	-	-	-	-	-	
Ferrous Iron	mg/L	-	-	-	-	-	-	-	-	-	-	-	-	-	-	
Sulfide	mg/L	-	-	-	-	-	-	-	-	-	-	-	-	-	-	
DOC	mg C/L	-	-	-	-	-	-	-	-	-	-	-	-	-	-	
Redox Potential	mV	-	-	-	-	-	-	-	-	-	-	-	-	-	-	
Alkalinity (total)	mg CaCO3/L	-	-	-	-	-	-	-	-	-	-	-	-	-	-	
Total Organic Halogens/Halides (TOX	mg/L	-	0.0138	-	-	0.054	0.07	-	0.029	-	0.06	-	-	0.05	0.05	
Chloride	mg/L	-	30	-	17.4	-	19.7	-	16.2	-	21	-	-	17.6	16	
Conductivity (field)	µmhos/cm	350	330	510	500	540	420	725	770	740	700	650	-	425	390	
Conductivity (lab)	µmhos/cm	-	-	-	-	-	540	-	-	-	627	-	-	663	620	
Nitrite Nitrogen	mg/L	-	-	-	-	-	-	-	-	-	-	-	-	ND	-	
Nitrate/Nitrite Nitrogen	mg/L	-	0.26	-	0.34	-	0.17	-	0.43	-	0.11	-	-	0.18	0.28	
Nitrate as N - Calculation	mg/L	-	-	-	-	-	-	-	-	-	-	-	-	0.18	-	
pH (Lab)	std. units	-	7.2	-	7	-	7.2	-	7.7	-	7.2	-	-	7.17	7.16	
pH (field)	std. units	6.8	7.44	7.25	7.3	6.35	7.82	6.62	7.19	7.28	7.12	7.27	-	6.7	7.13	
Sulfate	mg/L	-	120	-	125	-	80	-	93	-	75.7	-	-	55	44	
Total Organic Carbon (TOC)	mg/L	-	16	-	4.4	-	16.7	-	9.2	-	4	-	-	2	2	
Temperature (field)	Celcius	7.5	7	15	16	9	7	13	15	8	6	11	-	6	5	
Turbidity	NTUs	-	-	-	-	-	-	-	-	-	-	-	-	>200	-	

PT-24
Ash Landfill

Parameters	Source: Units	PES Nov 1993 4	PES Jan 1994 1	PES July 1994 2	PES Sept 1994 3	PES Dec 1994 4	PES Mar 1995 1	PES June 1995 2	PES Sept 1995 3	PES Jan 1996 4	PES Mar 1996 1	PES June 1996 2	PES Sept 1996 3	PES Dec 1996 4	PES Mar 1997 1	PES June 1997 M 2
METALS																
Aluminum	mg/L	-	-	-	-	-	-	-	-	-	-	-	-	-	-	-
Antimony	mg/L	-	-	-	-	-	-	-	-	-	-	-	-	-	-	-
Arsenic	mg/L	-	-	-	-	-	-	-	-	-	-	-	-	-	-	-
Barium	mg/L	-	-	-	-	-	-	-	-	-	-	-	-	-	-	-
Beryllium	mg/L	-	-	-	-	-	-	-	-	-	-	-	-	-	-	-
Cadmium	mg/L	-	-	-	-	-	-	-	-	-	-	-	-	ND	-	-
Calcium	mg/L	-	-	-	-	-	-	-	-	-	-	-	-	-	-	-
Chromium	mg/L	-	-	-	-	-	-	-	-	-	-	-	-	ND	-	-
Cobalt	mg/L	-	-	-	-	-	-	-	-	-	-	-	-	-	-	-
Copper	mg/L	-	-	-	-	-	-	-	-	-	-	-	-	-	-	-
Iron	mg/L	-	-	-	-	-	-	-	-	-	-	-	-	-	-	-
Lead	mg/L	-	-	-	-	-	-	-	-	-	-	-	-	ND	-	-
Magnesium	mg/L	-	-	-	-	-	-	-	-	-	-	-	-	-	-	-
Manganese	mg/L	-	-	-	-	-	-	-	-	-	-	-	-	ND	-	-
Mercury	mg/L	-	-	-	-	-	-	-	-	-	-	-	-	-	-	-
Nickel	mg/L	-	-	-	-	-	-	-	-	-	-	-	-	ND	-	-
Potassium	mg/L	-	-	-	-	-	-	-	-	-	-	-	-	-	-	-
Selenium	mg/L	-	-	-	-	-	-	-	-	-	-	-	-	-	-	-
Silver	mg/L	-	-	-	-	-	-	-	-	-	-	-	-	-	-	-
Sodium	mg/L	-	-	-	-	-	-	-	-	-	-	-	-	-	-	-
Thallium	mg/L	-	-	-	-	-	-	-	-	-	-	-	-	-	-	-
Vanadium	mg/L	-	-	-	-	-	-	-	-	-	-	-	-	-	-	-
Zinc	mg/L	-	-	-	-	-	-	-	-	-	-	-	-	-	-	-
Cyanide	mg/L	-	-	-	-	-	-	-	-	-	-	-	-	-	-	-
MISCELLANEOUS																
Ethene	mg/L	-	-	-	-	-	-	ND	-	-	-	-	-	ND	ND	ND
Ethane	mg/L	-	-	-	-	-	-	ND	-	-	-	-	-	ND	ND	ND
Methane	mg/L	-	-	-	-	-	-	ND	-	-	-	-	-	ND	ND	ND
CO2	mg/L	-	-	-	-	-	-	275	-	-	-	-	-	-	-	-
Ferrous Iron	mg/L	-	-	-	-	-	-	0.12	-	-	-	-	-	0	0.07	0.15
Sulfide	mg/L	-	-	-	-	-	-	ND	-	-	-	-	-	-	-	-
DOC	mg C/L	-	-	-	-	-	-	4.6	-	-	-	-	-	1.6	1.5	2
Redox Potential	mV	-	-	-	-	-	-	372.4	-	-	-	-	-	359	331	329
Alkalinity (total)	mg CaCO3/L	-	-	-	-	-	-	288	-	-	-	-	-	332	326	324
Total Organic Halogens/Halides (TOX	mg/L	ND	0.03	-	-	-	-	-	-	-	-	-	-	-	-	-
Chloride	mg/L	13	14	-	-	-	-	40.3	-	-	-	-	-	29.4	33.3	27.8
Conductivity (field)	µmhos/cm	-	-	-	-	-	-	-	-	-	-	-	-	810	840	801
Conductivity (lab)	µmhos/cm	650	750	-	-	-	-	763	-	-	-	-	-	-	-	-
Nitrite Nitrogen	mg/L	-	-	-	-	-	-	ND	-	-	-	-	-	-	-	-
Nitrate/Nitrite Nitrogen	mg/L	0.33	0.26	-	-	-	-	0.15	-	-	-	-	-	1.3	0.91	0.66
Nitrate as N - Calculation	mg/L	-	-	-	-	-	-	-	-	-	-	-	-	-	-	-
pH (Lab)	std. units	7.17	7.33	-	-	-	-	7.09	-	-	-	-	-	-	-	-
pH (field)	std. units	-	-	-	-	-	-	-	-	-	-	-	-	6.62	6.68	6.65
Sulfate	mg/L	47	49	-	-	-	-	79	-	-	-	-	-	118	126	116
Total Organic Carbon (TOC)	mg/L	2	2	-	-	-	-	-	-	-	-	-	-	-	-	-
Temperature (field)	Celcius	-	-	-	-	-	-	-	-	-	-	-	-	-	-	-
Turbidity	NTUs	-	-	-	-	-	-	-	-	-	-	-	-	-	-	-
		-	-	-	-	-	-	-	-	-	-	-	-	-	-	-

MW-27
Ash Landfill

Parameters	Source: Units	NET Jan 1990 1	NET Mar 1990 1	NET June 1990 2	NET Sept 1990 3	NET Dec 1990 4	NET Mar 1991 1	NET June 1991 2	NET Sept 1991 3	NET Dec 1991 4	NET Mar 1992 2	NET June 1992 3	GTC Dec 1992 4	ES Jan 1993 1	ES April 1993 2	June 1
VOLATILE ORGANICS		624	624	624	624	624	624	624	624	624	624	624	624	NYSCLP	NYSCLP	NYSC
Chloromethane	µg/L	ND	ND	ND	ND	ND	ND	ND	ND	ND	ND	ND	ND	ND	ND	
Bromomethane	µg/L	ND	ND	ND	ND	ND	ND	ND	ND	ND	ND	ND	ND	ND	ND	
Vinyl Chloride	µg/L	ND	ND	ND	ND	ND	ND	ND	ND	ND	ND	ND	ND	ND	ND	
Chloroethane	µg/L	ND	ND	ND	ND	ND	ND	ND	ND	ND	ND	ND	ND	ND	ND	
Methylene Chloride	µg/L	ND	ND	ND	ND	ND	ND	ND	ND	ND	ND	ND	ND	ND	2	
1,1-Dichloroethene	µg/L	ND	ND	ND	ND	ND	ND	ND	ND	ND	ND	ND	ND	ND	ND	
1,1-Dichloroethane	µg/L	ND	ND	ND	ND	ND	ND	ND	ND	ND	ND	ND	ND	ND	ND	
Chloroform	µg/L	ND	ND	ND	ND	ND	ND	ND	ND	ND	ND	ND	ND	ND	ND	
1,2-Dichloroethane	µg/L	ND	ND	ND	ND	ND	ND	ND	ND	ND	ND	ND	ND	ND	ND	
1,1,1-Trichloroethane	µg/L	ND	ND	ND	ND	ND	ND	ND	ND	ND	ND	ND	ND	ND	ND	
Carbon Tetrachloride	µg/L	ND	ND	ND	ND	ND	ND	ND	ND	ND	ND	ND	ND	ND	ND	
Bromodichloromethane	µg/L	ND	ND	ND	ND	ND	ND	ND	ND	ND	ND	ND	ND	ND	ND	
1,2-Dichloropropane	µg/L	ND	ND	ND	ND	ND	ND	ND	ND	ND	ND	ND	ND	ND	ND	
cis-1,3-Dirchloropropene	µg/L	ND	ND	ND	ND	ND	ND	ND	ND	ND	ND	ND	ND	ND	ND	
Trichloroethene	µg/L	ND	ND	ND	ND	ND	ND	ND	ND	ND	ND	ND	ND	ND	ND	
Dibromochloromethane	µg/L	ND	ND	ND	ND	ND	ND	ND	ND	ND	ND	ND	ND	ND	ND	
1,1,2-Trichloroethane	µg/L	ND	ND	ND	ND	ND	ND	ND	ND	ND	ND	ND	ND	ND	ND	
Benzene	µg/L	ND	ND	ND	ND	ND	ND	ND	ND	ND	ND	ND	ND	ND	ND	
trans-1,3-Dichloropropene	µg/L	ND	ND	ND	ND	ND	ND	ND	ND	ND	ND	ND	ND	ND	ND	
Bromoform	µg/L	ND	ND	ND	ND	ND	ND	ND	ND	ND	ND	ND	ND	ND	ND	
Tetrachloroethene	µg/L	ND	ND	ND	ND	ND	ND	ND	ND	ND	ND	ND	ND	ND	ND	
1,4-Dioxane	µg/L	-	-	-	-	-	-	-	-	-	-	-	-	-	-	
1,1,2,2-Tetrachloroethane	µg/L	ND	ND	ND	ND	ND	ND	ND	ND	ND	ND	ND	ND	ND	ND	
Toluene	µg/L	ND	ND	ND	ND	ND	ND	ND	ND	ND	ND	ND	ND	ND	ND	
Chlorobenzene	µg/L	ND	ND	ND	ND	ND	ND	ND	ND	ND	ND	ND	ND	ND	ND	
Ethylbenzene	µg/L	ND	ND	ND	ND	ND	ND	ND	ND	ND	ND	ND	ND	ND	ND	
2-Chloroethylvinyl Ether	µg/L	ND	ND	ND	ND	ND	ND	ND	ND	ND	ND	ND	ND	-	-	
1,3-Dichlorobenzene	µg/L	ND	ND	ND	ND	ND	ND	ND	ND	ND	ND	ND	-	-	-	
1,2-Dichlorobenzene	µg/L	ND	ND	ND	ND	ND	ND	ND	ND	ND	ND	ND	-	-	-	
1,4-Dichlorobenzene	µg/L	ND	ND	ND	ND	ND	ND	ND	ND	ND	ND	ND	-	-	-	
1,2-Dichloroethene (total)	µg/L	-	-	-	-	-	-	-	-	-	-	-	-	ND	ND	
cis-1,2-Dichloroethene	µg/L	-	-	-	-	-	-	-	-	-	-	-	ND	-	-	
trans-1,2-Dichloroethene	µg/L	ND	ND	ND	ND	ND	ND	ND	ND	ND	ND	ND	ND	-	-	
Trichlorofluoromethane	µg/L	ND	ND	ND	ND	ND	ND	ND	ND	ND	ND	ND	ND	-	-	
Acetone	µg/L	-	-	-	-	-	-	-	-	-	-	-	-	ND	ND	
Carbon Disulfide	µg/L	-	-	-	-	-	-	-	-	-	-	-	-	ND	ND	
4-Methyl-2 Pentanone	µg/L	-	-	-	-	-	-	-	-	-	-	-	-	ND	ND	
2-Hexanone	µg/L	-	-	-	-	-	-	-	-	-	-	-	-	ND	ND	
Styrene	µg/L	-	-	-	-	-	-	-	-	-	-	-	-	ND	ND	
Xylenes (total)	µg/L	-	-	-	-	-	-	-	-	-	-	-	-	ND	ND	
Total Volatile Organics	µg/L	0	0	0	0	0	0	0	0	0	0	0	0	0	2	

MW-27
Ash Landfill

Parameters	Source: Units	PES Nov 1993 4	PES Jan 1994 1	PES July 1994 2	PES Sept 1994 3	PES 1994 4	PES Mar 1995 1	PES June 1995 2	PES Sept 1995 3	PES Jan 1996 4	PES Mar 1996 1	PES June 1996 2	PES Sept 1996 3	PES Dec 1996 4	PES Mar 1997 1	PES June 1997 Ma 2
VOLATILE ORGANICS		NYSCLP	NYSCLP	NYSCLP				524.2	524.2	524.2	524.2	524.2	524.2	524.2	524.2	524.2
Chloromethane	µg/L	ND	ND	ND	-	-	-	ND	ND	ND	ND	ND	ND	ND	ND	ND
Bromomethane	µg/L	ND	ND	ND	-	-	-	ND	ND	ND	ND	ND	ND	ND	ND	ND
Vinyl Chloride	µg/L	ND	ND	ND	-	-	-	ND	ND	ND	ND	ND	ND	ND	ND	ND
Chloroethane	µg/L	ND	ND	ND	-	-	-	ND	ND	ND	ND	ND	ND	ND	ND	ND
Methylene Chloride	µg/L	ND	ND	ND	-	-	-	ND	ND	ND	ND	ND	ND	ND	ND	ND
1,1-Dichloroethene	µg/L	ND	ND	ND	-	-	-	ND	ND	ND	ND	ND	ND	ND	ND	ND
1,1-Dichloroethane	µg/L	ND	ND	ND	-	-	-	ND	ND	ND	ND	ND	ND	ND	ND	ND
Chloroform	µg/L	ND	ND	ND	-	-	-	ND	ND	ND	ND	ND	ND	ND	ND	ND
1,2-Dichloroethane	µg/L	ND	ND	ND	-	-	-	ND	ND	ND	ND	ND	ND	ND	ND	ND
1,1,1-Trichloroethane	µg/L	ND	ND	ND	-	-	-	ND	ND	ND	ND	ND	ND	ND	ND	ND
Carbon Tetrachloride	µg/L	ND	ND	ND	-	-	-	ND	ND	ND	ND	ND	ND	ND	ND	ND
Bromodichloromethane	µg/L	ND	ND	ND	-	-	-	ND	ND	ND	ND	ND	ND	ND	ND	ND
1,2-Dichloropropane	µg/L	ND	ND	ND	-	-	-	ND	ND	ND	ND	ND	ND	ND	ND	ND
cis-1,3-Dirchloropropene	µg/L	ND	ND	ND	-	-	-	ND	ND	ND	ND	ND	ND	ND	ND	ND
Trichloroethene	µg/L	ND	ND	ND	-	-	-	ND	ND	ND	ND	ND	ND	ND	ND	ND
Dibromochloromethane	µg/L	ND	ND	ND	-	-	-	ND	ND	ND	ND	ND	ND	ND	ND	ND
1,1,2-Trichloroethane	µg/L	ND	ND	ND	-	-	-	ND	ND	ND	ND	ND	ND	ND	ND	ND
Benzene	µg/L	ND	ND	ND	-	-	-	ND	ND	ND	ND	ND	ND	ND	ND	ND
trans-1,3-Dichloropropene	µg/L	ND	ND	ND	-	-	-	ND	ND	ND	ND	ND	ND	ND	ND	ND
Bromoform	µg/L	ND	ND	ND	-	-	-	ND	ND	ND	ND	ND	ND	ND	ND	ND
Tetrachloroethene	µg/L	ND	ND	ND	-	-	-	ND	ND	ND	ND	ND	ND	ND	ND	ND
1,4-Dioxane	µg/L	-	-	-	-	-	-	-	-	-	-	-	-	-	-	-
1,1,2,2-Tetrachloroethane	µg/L	ND	ND	ND	-	-	-	ND	ND	ND	ND	ND	ND	ND	ND	ND
Toluene	µg/L	ND	ND	ND	-	-	-	ND	ND	ND	ND	ND	ND	ND	ND	ND
Chlorobenzene	µg/L	ND	ND	ND	-	-	-	ND	ND	ND	ND	ND	ND	ND	ND	ND
Ethylbenzene	µg/L	ND	ND	ND	-	-	-	ND	ND	ND	ND	ND	ND	ND	ND	ND
2-Chloroethylvinyl Ether	µg/L	-	-	-	-	-	-	ND	ND	ND	ND	ND	ND	ND	ND	ND
1,3-Dichlorobenzene	µg/L	-	-	-	-	-	-	ND	ND	ND	ND	ND	ND	ND	ND	ND
1,2-Dichlorobenzene	µg/L	-	-	-	-	-	-	ND	ND	ND	ND	ND	ND	ND	ND	ND
1,4-Dichlorobenzene	µg/L	-	-	-	-	-	-	ND	ND	ND	ND	ND	ND	ND	ND	ND
1,2-Dichloroethene (total)	µg/L	ND	ND	ND	-	-	-	ND	ND	ND	ND	ND	ND	ND	ND	ND
cis-1,2-Dichloroethene	µg/L	-	-	-	-	-	-	ND	ND	ND	ND	ND	ND	ND	ND	ND
trans-1,2-Dichloroethene	µg/L	-	-	-	-	-	-	ND	ND	ND	ND	ND	ND	ND	ND	ND
Trichlorofluoromethane	µg/L	-	-	-	-	-	-	ND	ND	ND	ND	ND	ND	ND	ND	ND
Acetone	µg/L	ND	ND	ND	-	-	-	ND	ND	ND	ND	ND	ND	ND	ND	ND
Carbon Disulfide	µg/L	ND	ND	ND	-	-	-	ND	ND	ND	ND	ND	ND	ND	ND	ND
4-Methyl-2 Pentanone	µg/L	ND	ND	ND	-	-	-	ND	ND	ND	ND	ND	ND	ND	ND	ND
2-Hexanone	µg/L	ND	ND	ND	-	-	-	ND	ND	ND	ND	ND	ND	ND	ND	ND
Styrene	µg/L	ND	ND	ND	-	-	-	ND	ND	ND	ND	ND	ND	ND	ND	ND
Xylenes (total)	µg/L	ND	ND	ND	-	-	-	ND	ND	ND	ND	ND	ND	ND	ND	ND
Total Volatile Organics	µg/L	0	0	0	0	0	0	0	0	0	0	0	0	0	0	0

MW-27
Ash Landfill

Parameters	Source: Units	NET Jan 1990 1	NET Mar 1990 1	NET June 1990 2	NET Sept 1990 3	NET Dec 1990 4	NET Mar 1991 1	NET June 1991 2	NET Sept 1991 3	NET Dec 1991 4	NET Mar 1992 2	NET June 1992 3	GTC Dec 1992 4	ES Jan 1993 1	ES April 1993 2	June
METALS																
Aluminum	mg/L	-	-	-	-	-	-	-	-	-	-	-	-	1.4	-	10
Antimony	mg/L	-	-	-	-	-	-	-	-	-	-	-	-	ND	-	
Arsenic	mg/L	-	-	-	-	-	ND	-	-	-	ND	-	-	0.0029	-	
Barium	mg/L	-	-	-	-	-	0.072	-	-	-	0.072	-	-	0.0996	-	1
Beryllium	mg/L	-	-	-	-	-	-	-	-	-	-	-	-	0.00043	-	
Cadmium	mg/L	-	-	-	-	-	ND	-	-	-	ND	-	-	ND	-	
Calcium	mg/L	-	-	-	-	-	-	-	-	-	-	-	-	153	-	1230
Chromium	mg/L	-	-	-	-	-	ND	-	-	-	ND	-	-	ND	-	
Cobalt	mg/L	-	-	-	-	-	-	-	-	-	-	-	-	0.0066	-	
Copper	mg/L	-	-	-	-	-	-	-	-	-	-	-	-	0.0048	-	
Iron	mg/L	-	-	-	-	-	10.2	-	-	-	8.13	-	-	2.49	-	33
Lead	mg/L	-	-	-	-	-	ND	-	-	-	ND	-	-	0.0032	-	
Magnesium	mg/L	-	-	-	-	-	-	-	-	-	-	-	-	15.5	-	190
Manganese	mg/L	-	-	-	-	-	-	-	-	-	-	-	-	0.759	-	8
Mercury	mg/L	-	-	-	-	-	ND	-	-	-	ND	-	-	ND	-	
Nickel	mg/L	-	-	-	-	-	-	-	-	-	-	-	-	0.0058	-	
Potassium	mg/L	-	-	-	-	-	4.67	-	-	-	3.2	-	-	3.51	-	62
Selenium	mg/L	-	-	-	-	-	ND	-	-	-	ND	-	-	ND	-	
Silver	mg/L	-	-	-	-	-	ND	-	-	-	ND	-	-	ND	-	
Sodium	mg/L	-	-	-	-	-	17.8	-	-	-	20.1	-	-	17.4	-	165
Thallium	mg/L	-	-	-	-	-	-	-	-	-	-	-	-	ND	-	
Vanadium	mg/L	-	-	-	-	-	-	-	-	-	-	-	-	ND	-	
Zinc	mg/L	-	-	-	-	-	-	-	-	-	-	-	-	0.0171	-	
Cyanide	mg/L	-	-	-	-	-	-	-	-	-	-	-	-	ND	-	
MISCELLANEOUS																
Ethene	mg/L	-	-	-	-	-	-	-	-	-	-	-	-	-	-	
Ethane	mg/L	-	-	-	-	-	-	-	-	-	-	-	-	-	-	
Methane	mg/L	-	-	-	-	-	-	-	-	-	-	-	-	-	-	
CO2	mg/L	-	-	-	-	-	-	-	-	-	-	-	-	-	-	
Ferrous Iron	mg/L	-	-	-	-	-	-	-	-	-	-	-	-	-	-	
Sulfide	mg/L	-	-	-	-	-	-	-	-	-	-	-	-	-	-	
DOC	mg C/L	-	-	-	-	-	-	-	-	-	-	-	-	-	-	
Redox Potential	mV	-	-	-	-	-	-	-	-	-	-	-	-	-	-	
Alkalinity (total)	mg CaCO3/L	-	-	-	-	-	-	-	-	-	-	-	-	-	-	
Total Organic Halogens/Halides (TOX	mg/L	-	-	-	-	-	0.023	-	-	-	0.01	-	-	ND	ND	
Chloride	mg/L	-	-	-	-	-	35.5	-	-	-	30.6	-	-	24	36	
Conductivity (field)	µmhos/cm	480	470	650	560	560	490	855	860	870	660	690	-	427	445	
Conductivity (lab)	µmhos/cm	-	-	-	-	-	630	-	-	-	615	-	-	661	700	
Nitrite Nitrogen	mg/L	-	-	-	-	-	-	-	-	-	-	-	-	ND	-	
Nitrate/Nitrite Nitrogen	mg/L	-	-	-	-	-	0.04	-	-	-	ND	-	-	0.06	ND	
Nitrate as N - Calculation	mg/L	-	-	-	-	-	-	-	-	-	-	-	-	0.06	-	
pH (Lab)	std. units	-	-	-	-	-	7.4	-	-	-	7.6	-	-	7.23	7.17	
pH (field)	std. units	7.05	6.81	7.26	7.45	6.55	7.85	6.62	7.19	7.41	7.19	7.2	-	7.49	7.16	
Sulfate	mg/L	-	-	-	-	-	90.4	-	-	-	80.8	-	-	41	47	
Total Organic Carbon (TOC)	mg/L	-	-	-	-	-	18.9	-	-	-	8	-	-	1.4	2	
Temperature (field)	Celcius	7	6	15	16	8	7	14	19	7	6	12	-	6	7.5	
Turbidity	NTUs	-	-	-	-	-	-	-	-	-	-	-	-	>200	26.1	

MW-27
Ash Landfill

Parameters	Source: Units	PES Nov 1993 4	PES Jan 1994 1	PES July 1994 2	PES Sept 1994 3	PES 1994 4	PES Mar 1995 1	PES June 1995 2	PES Sept 1995 3	PES Jan 1996 4	PES Mar 1996 1	PES June 1996 2	PES Sept 1996 3	PES Dec 1996 4	PES Mar 1997 1	PES June 1997 2
METALS																
Aluminum	mg/L	-	-	-	-	-	-	-	-	-	-	-	-	-	-	-
Antimony	mg/L	-	-	-	-	-	-	-	-	-	-	-	-	-	-	-
Arsenic	mg/L	-	-	-	-	-	-	-	-	-	-	-	-	-	-	-
Barium	mg/L	-	-	-	-	-	-	-	-	-	-	-	-	-	-	-
Beryllium	mg/L	-	-	-	-	-	-	-	-	-	-	-	-	-	-	-
Cadmium	mg/L	-	-	-	-	-	-	-	-	-	-	-	-	-	-	-
Calcium	mg/L	-	-	-	-	-	-	-	-	-	-	-	-	-	-	-
Chromium	mg/L	-	-	-	-	-	-	-	-	-	-	-	-	-	-	-
Cobalt	mg/L	-	-	-	-	-	-	-	-	-	-	-	-	-	-	-
Copper	mg/L	-	-	-	-	-	-	-	-	-	-	-	-	-	-	-
Iron	mg/L	-	-	-	-	-	-	-	-	-	-	-	-	-	-	-
Lead	mg/L	-	-	-	-	-	-	-	-	-	-	-	-	-	-	-
Magnesium	mg/L	-	-	-	-	-	-	-	-	-	-	-	-	-	-	-
Manganese	mg/L	-	-	-	-	-	-	-	-	-	-	-	-	-	-	-
Mercury	mg/L	-	-	-	-	-	-	-	-	-	-	-	-	-	-	-
Nickel	mg/L	-	-	-	-	-	-	-	-	-	-	-	-	-	-	-
Potassium	mg/L	-	-	-	-	-	-	-	-	-	-	-	-	-	-	-
Selenium	mg/L	-	-	-	-	-	-	-	-	-	-	-	-	-	-	-
Silver	mg/L	-	-	-	-	-	-	-	-	-	-	-	-	-	-	-
Sodium	mg/L	-	-	-	-	-	-	-	-	-	-	-	-	-	-	-
Thallium	mg/L	-	-	-	-	-	-	-	-	-	-	-	-	-	-	-
Vanadium	mg/L	-	-	-	-	-	-	-	-	-	-	-	-	-	-	-
Zinc	mg/L	-	-	-	-	-	-	-	-	-	-	-	-	-	-	-
Cyanide	mg/L	-	-	-	-	-	-	-	-	-	-	-	-	-	-	-
MISCELLANEOUS																
Ethene	mg/L	-	-	-	-	-	-	ND	-	-	-	-	-	ND	ND	ND
Ethane	mg/L	-	-	-	-	-	-	ND	-	-	-	-	-	ND	ND	ND
Methane	mg/L	-	-	-	-	-	-	0.184	-	-	-	-	-	0.002	ND	ND
CO2	mg/L	-	-	-	-	-	-	268	-	-	-	-	-	-	-	-
Ferrous Iron	mg/L	-	-	-	-	-	-	0.21	-	-	-	-	-	0.17	0.41	0.72
Sulfide	mg/L	-	-	-	-	-	-	ND	-	-	-	-	-	-	-	-
DOC	mg C/L	-	-	-	-	-	-	2.3	-	-	-	-	-	1.9	1.9	2.3
Redox Potential	mV	-	-	-	-	-	-	394.7	-	-	-	-	-	287	323	289
Alkalinity (total)	mg CaCO3/L	0.08	0.05	-	-	-	-	292	-	-	-	-	-	318	288	300
Total Organic Halogens/Halides (TOX	mg/L	34	44	-	-	-	-	-	-	-	-	-	-	-	-	-
Chloride	mg/L	-	-	-	-	-	-	37.8	-	-	-	-	-	19.4	23.5	24.6
Conductivity (field)	µmhos/cm	600	770	-	-	-	-	-	-	-	-	-	-	672	657	825
Conductivity (lab)	µmhos/cm	-	-	-	-	-	-	633	-	-	-	-	-	-	-	-
Nitrite Nitrogen	mg/L	0.15	ND	-	-	-	-	ND	-	-	-	-	-	-	-	-
Nitrate/Nitrite Nitrogen	mg/L	-	-	-	-	-	-	0.098	-	-	-	-	-	0.03	0.03	0.07
Nitrate as N - Calculation	mg/L	7.42	7.45	-	-	-	-	-	-	-	-	-	-	-	-	-
pH (Lab)	std. units	-	-	-	-	-	-	7.73	-	-	-	-	-	-	-	-
pH (field)	std. units	72	64	-	-	-	-	-	-	-	-	-	-	7.03	6.98	6.91
Sulfate	mg/L	3	1	-	-	-	-	50.7	-	-	-	-	-	44.3	48.6	67.8
Total Organic Carbon (TOC)	mg/L	-	-	-	-	-	-	-	-	-	-	-	-	-	-	-
Temperature (field)	Celcius	-	-	-	-	-	-	-	-	-	-	-	-	-	-	-
Turbidity	NTUs	-	-	-	-	-	-	-	-	-	-	-	-	-	-	-
		-	-	-	-	-	-	-	-	-	-	-	-	-	-	-

MW-29

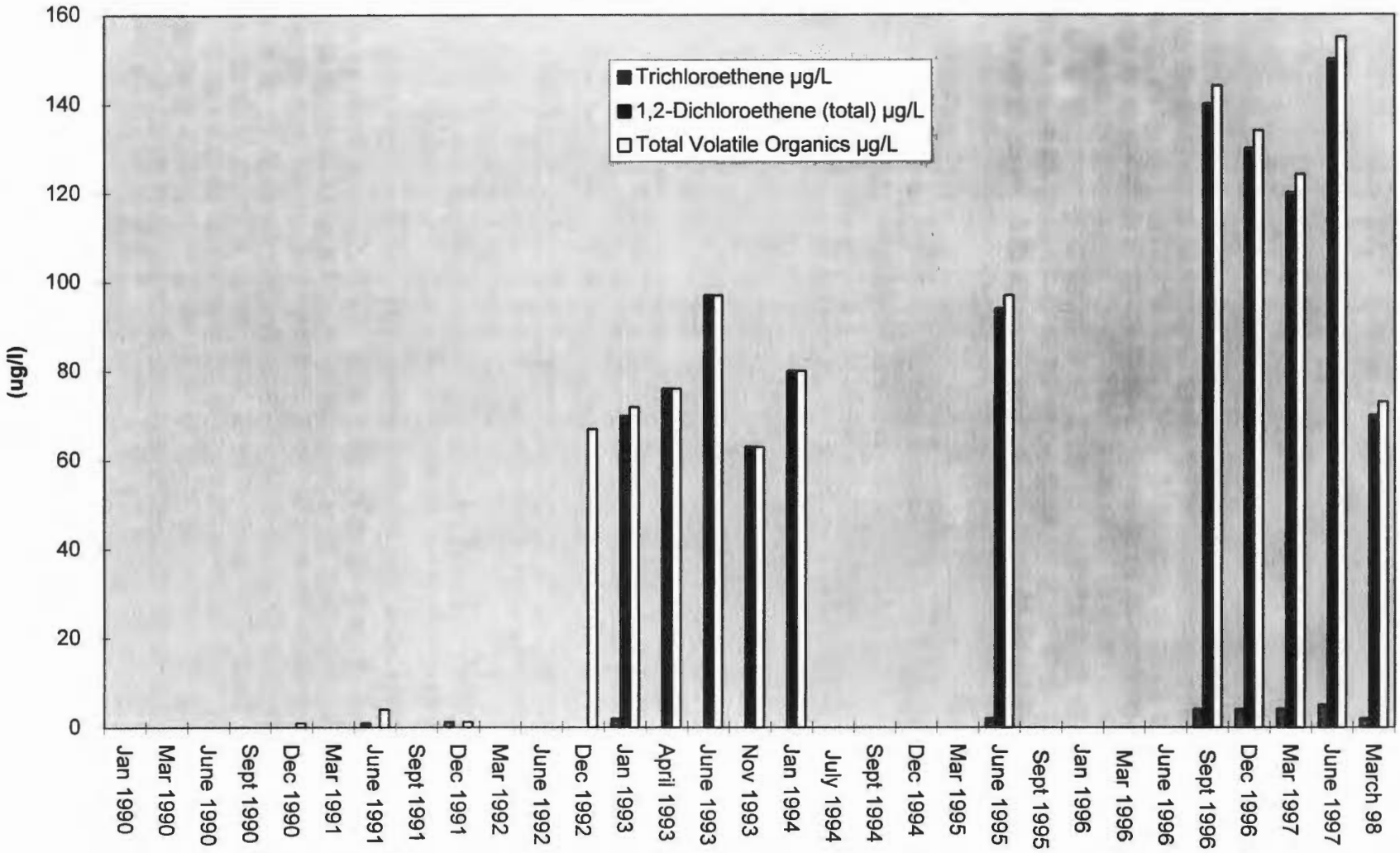

Note: Well was not sampled Sept 1990, Sept 1991, July 1994-Mar 1995 and Sept 1995-June 1996.

MW-29
Ash Landfill

Parameters	Source: Units	NET Jan 1990 1	NET Mar 1990 1	NET June 1990 2	NET Sept 1990 3	NET Dec 1990 4	NET Mar 1991 1	NET June 1991 2	NET Sept 1991 3	NET Dec 1991 4	NET Mar 1992 2	NET June 1992 3	GTC Dec 1992 4	ES Jan 1993 1	ES April 1993 2	Jun
					DRY				DRY							
VOLATILE ORGANICS		624	624	624	624	624	624	624	624	624	624	624	624	NYSCLP	NYSCLP	NY
Chloromethane	µg/L	ND	ND	ND	-	ND	ND	ND	-	ND	ND	ND	ND	ND	ND	
Bromomethane	µg/L	ND	ND	ND	-	ND	ND	ND	-	ND	ND	ND	ND	ND	ND	
Vinyl Chloride	µg/L	ND	ND	ND	-	ND	ND	ND	-	ND	ND	ND	ND	ND	ND	
Chloroethane	µg/L	ND	ND	ND	-	ND	ND	ND	-	ND	ND	ND	ND	ND	ND	
Methylene Chloride	µg/L	ND	ND	ND	-	ND	ND	ND	-	ND	ND	ND	ND	ND	ND	
1,1-Dichloroethene	µg/L	ND	ND	ND	-	ND	ND	ND	-	ND	ND	ND	ND	ND	ND	
1,1-Dichloroethane	µg/L	ND	ND	ND	-	ND	ND	ND	-	ND	ND	ND	ND	ND	ND	
Chloroform	µg/L	ND	ND	ND	-	ND	ND	ND	-	ND	ND	ND	ND	ND	ND	
1,2-Dichloroethane	µg/L	ND	ND	ND	-	ND	ND	1	-	ND	ND	ND	ND	ND	ND	
1,1,1-Trichloroethane	µg/L	ND	ND	ND	-	1	ND	2	-	ND	ND	ND	ND	ND	ND	
Carbon Tetrachloride	µg/L	ND	ND	ND	-	ND	ND	ND	-	ND	ND	ND	ND	ND	ND	
Bromodichloromethane	µg/L	ND	ND	ND	-	ND	ND	ND	-	ND	ND	ND	ND	ND	ND	
1,2-Dichloropropane	µg/L	ND	ND	ND	-	ND	ND	ND	-	ND	ND	ND	ND	ND	ND	
cis-1,3-Dirchloropropene	µg/L	ND	ND	ND	-	ND	ND	ND	-	ND	ND	ND	ND	ND	ND	
Trichloroethene	µg/L	ND	ND	ND	-	ND	ND	1	-	1.2	ND	ND	ND	2	ND	
Dibromochloromethane	µg/L	ND	ND	ND	-	ND	ND	ND	-	ND	ND	ND	ND	ND	ND	
1,1,2-Trichloroethane	µg/L	ND	ND	ND	-	ND	ND	ND	-	ND	ND	ND	ND	ND	ND	
Benzene	µg/L	ND	ND	ND	-	ND	ND	ND	-	ND	ND	ND	ND	ND	ND	
trans-1,3-Dichloropropene	µg/L	ND	ND	ND	-	ND	ND	ND	-	ND	ND	ND	ND	ND	ND	
Bromoform	µg/L	ND	ND	ND	-	ND	ND	ND	-	ND	ND	ND	ND	ND	ND	
Tetrachloroethene	µg/L	ND	ND	ND	-	ND	ND	ND	-	ND	ND	ND	ND	ND	ND	
1,1,2,2-Tetrachloroethane	µg/L	ND	ND	ND	-	ND	ND	ND	-	ND	ND	ND	ND	ND	ND	
Toluene	µg/L	ND	ND	ND	-	ND	ND	ND	-	ND	ND	ND	ND	ND	ND	
Chlorobenzene	µg/L	ND	ND	ND	-	ND	ND	ND	-	ND	ND	ND	ND	ND	ND	
Ethylbenzene	µg/L	ND	ND	ND	-	ND	ND	ND	-	ND	ND	ND	ND	ND	ND	
2-Chloroethylvinyl Ether	µg/L	ND	ND	ND	-	ND	ND	ND	-	ND	ND	ND	ND	-	-	
1,3-Dichlorobenzene	µg/L	ND	ND	ND	-	ND	ND	ND	-	ND	ND	ND	-	-	-	
1,2-Dichlorobenzene	µg/L	ND	ND	ND	-	ND	ND	ND	-	ND	ND	ND	-	-	-	
1,4-Dichlorobenzene	µg/L	ND	ND	ND	-	ND	ND	ND	-	ND	ND	ND	-	-	-	
1,2-Dichloroethene (total)	µg/L	-	-	-	-	-	-	-	-	-	-	-	-	70	76	
cis-1,2-Dichloroethene	µg/L	-	-	-	-	-	-	-	-	-	-	-	67	-	-	
trans-1,2-Dichloroethene	µg/L	ND	ND	ND	-	ND	ND	ND	-	ND	ND	ND	ND	-	-	
Trichlorofluoromethane	µg/L	ND	ND	ND	-	ND	ND	ND	-	ND	ND	ND	ND	-	-	
Acetone	µg/L	-	-	-	-	-	-	-	-	-	-	-	-	ND	ND	
Carbon Disulfide	µg/L	-	-	-	-	-	-	-	-	-	-	-	-	ND	ND	
4-Methyl-2 Pentanone	µg/L	-	-	-	-	-	-	-	-	-	-	-	-	ND	ND	
2-Hexanone	µg/L	-	-	-	-	-	-	-	-	-	-	-	-	ND	ND	
Styrene	µg/L	-	-	-	-	-	-	-	-	-	-	-	-	ND	ND	
Xylenes (total)	µg/L	-	-	-	-	-	-	-	-	-	-	-	-	ND	ND	
Total Volatile Organics	µg/L	0	0	0	0	1	0	4	0	1.2	0	0	67	72	76	

MW-29
Ash Landfill

Parameters	Source: Units	PES Nov 1993 4	PES Jan 1994 1	PES July 1994 2	PES Sept 1994 3	PES Dec 1994 4	PES Mar 1995 1	PES June 1995 2	PES Sept 1995 3	PES Jan 1996 4	PES Mar 1996 1	PES June 1996 2	PES Sept 1996 3	PES Dec 1996 4	PES Mar 1997 1	PES June 1997 2
VOLATILE ORGANICS		NYSCLP	NYSCLP					NYSCLP					524.2	NYSCLP	NYSCLP	NYSCLP
Chloromethane	µg/L	ND	ND	-	-	-	-	ND	-	-	-	-	ND	ND	ND	ND
Bromomethane	µg/L	ND	ND	-	-	-	-	ND	-	-	-	-	ND	ND	ND	ND
Vinyl Chloride	µg/L	ND	ND	-	-	-	-	ND	-	-	-	-	ND	ND	ND	ND
Chloroethane	µg/L	ND	ND	-	-	-	-	ND	-	-	-	-	ND	ND	ND	ND
Methylene Chloride	µg/L	ND	ND	-	-	-	-	ND	-	-	-	-	ND	ND	ND	ND
1,1-Dichloroethene	µg/L	ND	ND	-	-	-	-	ND	-	-	-	-	ND	ND	ND	ND
1,1-Dichloroethane	µg/L	ND	ND	-	-	-	-	ND	-	-	-	-	ND	ND	ND	ND
Chloroform	µg/L	ND	ND	-	-	-	-	ND	-	-	-	-	ND	ND	ND	ND
1,2-Dichloroethane	µg/L	ND	ND	-	-	-	-	ND	-	-	-	-	ND	ND	ND	ND
1,1,1-Trichloroethane	µg/L	ND	ND	-	-	-	-	1	-	-	-	-	ND	ND	ND	ND
Carbon Tetrachloride	µg/L	ND	ND	-	-	-	-	ND	-	-	-	-	ND	ND	ND	ND
Bromodichloromethane	µg/L	ND	ND	-	-	-	-	ND	-	-	-	-	ND	ND	ND	ND
1,2-Dichloropropane	µg/L	ND	ND	-	-	-	-	ND	-	-	-	-	ND	ND	ND	ND
cis-1,3-Dirchloropropene	µg/L	ND	ND	-	-	-	-	ND	-	-	-	-	ND	ND	ND	ND
Trichloroethene	µg/L	ND	ND	-	-	-	-	2	-	-	-	-	4	4	4.1	5
Dibromochloromethane	µg/L	ND	ND	-	-	-	-	ND	-	-	-	-	ND	ND	ND	ND
1,1,2-Trichloroethane	µg/L	ND	ND	-	-	-	-	ND	-	-	-	-	ND	ND	ND	ND
Benzene	µg/L	ND	ND	-	-	-	-	ND	-	-	-	-	ND	ND	ND	ND
trans-1,3-Dichloropropene	µg/L	ND	ND	-	-	-	-	ND	-	-	-	-	ND	ND	ND	ND
Bromoform	µg/L	ND	ND	-	-	-	-	ND	-	-	-	-	ND	ND	ND	ND
Tetrachloroethene	µg/L	ND	ND	-	-	-	-	ND	-	-	-	-	ND	ND	ND	ND
1,1,2,2-Tetrachloroethane	µg/L	ND	ND	-	-	-	-	ND	-	-	-	-	ND	ND	ND	ND
Toluene	µg/L	ND	ND	-	-	-	-	ND	-	-	-	-	ND	ND	ND	ND
Chlorobenzene	µg/L	ND	ND	-	-	-	-	ND	-	-	-	-	ND	ND	ND	ND
Ethylbenzene	µg/L	ND	ND	-	-	-	-	ND	-	-	-	-	ND	ND	ND	ND
2-Chloroethylvinyl Ether	µg/L	-	-	-	-	-	-	-	-	-	-	-	ND	-	-	-
1,3-Dichlorobenzene	µg/L	-	-	-	-	-	-	-	-	-	-	-	ND	-	-	-
1,2-Dichlorobenzene	µg/L	-	-	-	-	-	-	-	-	-	-	-	ND	-	-	-
1,4-Dichlorobenzene	µg/L	-	-	-	-	-	-	-	-	-	-	-	ND	-	-	-
1,2-Dichloroethene (total)	µg/L	63	80	-	-	-	-	94	-	-	-	-	140	130	120	150
cis-1,2-Dichloroethene	µg/L	-	-	-	-	-	-	-	-	-	-	-	ND	-	-	-
trans-1,2-Dichloroethene	µg/L	-	-	-	-	-	-	-	-	-	-	-	ND	-	-	-
Trichlorofluoromethane	µg/L	-	-	-	-	-	-	-	-	-	-	-	ND	-	-	-
Acetone	µg/L	ND	ND	-	-	-	-	ND	-	-	-	-	ND	ND	ND	ND
Carbon Disulfide	µg/L	ND	ND	-	-	-	-	ND	-	-	-	-	ND	ND	ND	ND
4-Methyl-2 Pentanone	µg/L	ND	ND	-	-	-	-	ND	-	-	-	-	ND	ND	ND	ND
2-Hexanone	µg/L	ND	ND	-	-	-	-	ND	-	-	-	-	ND	ND	ND	ND
Styrene	µg/L	ND	ND	-	-	-	-	ND	-	-	-	-	ND	ND	ND	ND
Xylenes (total)	µg/L	ND	ND	-	-	-	-	ND	-	-	-	-	ND	ND	ND	ND
Total Volatile Organics	µg/L	63	80	0	0	0	0	97	0	0	0	0	144	134	124.1	155

MW-29
Ash Landfill

Parameters	Source: Units	NET Jan 1990 1	NET Mar 1990 1	NET June 1990 2	NET Sept 1990 3	NET Dec 1990 4	NET Mar 1991 1	NET June 1991 2	NET Sept 1991 3	NET Dec 1991 4	NET Mar 1992 2	NET June 1992 3	GTC Dec 1992 4	ES Jan 1993 1	ES April 1993 2	June
METALS																
Aluminum	mg/L	-	-	-	-	-	-	-	-	-	-	-	-	59.6	-	76
Antimony	mg/L	-	-	-	-	-	-	-	-	-	-	-	-	ND	-	
Arsenic	mg/L	-	-	-	-	-	ND	-	-	-	ND	-	-	0.0015	-	
Barium	mg/L	-	-	-	-	-	0.227	-	-	-	0.327	-	-	0.427	-	4
Beryllium	mg/L	-	-	-	-	-	-	-	-	-	-	-	-	0.0032	-	
Cadmium	mg/L	-	-	-	-	-	ND	-	-	-	ND	-	-	ND	-	
Calcium	mg/L	-	-	-	-	-	-	-	-	-	-	-	-	278	-	274
Chromium	mg/L	-	-	-	-	-	0.043	-	-	-	0.088	-	-	0.0809	-	1
Cobalt	mg/L	-	-	-	-	-	-	-	-	-	-	-	-	0.0636	-	
Copper	mg/L	-	-	-	-	-	-	-	-	-	-	-	-	0.0851	-	1
Iron	mg/L	-	-	-	-	-	69.5	-	-	-	101	-	-	92.4	-	162
Lead	mg/L	-	-	-	-	-	ND	-	-	-	0.028	-	-	0.0267	-	
Magnesium	mg/L	-	-	-	-	-	-	-	-	-	-	-	-	58	-	63
Manganese	mg/L	-	-	-	-	-	-	-	-	-	-	-	-	3.7	-	4
Mercury	mg/L	-	-	-	-	-	ND	-	-	-	ND	-	-	0.00018	-	
Nickel	mg/L	-	-	-	-	-	-	-	-	-	-	-	-	0.132	-	1
Potassium	mg/L	-	-	-	-	-	5	-	-	-	8.42	-	-	9.06	-	87
Selenium	mg/L	-	-	-	-	-	ND	-	-	-	ND	-	-	ND	-	
Silver	mg/L	-	-	-	-	-	ND	-	-	-	ND	-	-	ND	-	
Sodium	mg/L	-	-	-	-	-	16.1	-	-	-	18.3	-	-	21.9	-	269
Thallium	mg/L	-	-	-	-	-	-	-	-	-	-	-	-	ND	-	
Vanadium	mg/L	-	-	-	-	-	-	-	-	-	-	-	-	0.0753	-	1
Zinc	mg/L	-	-	-	-	-	-	-	-	-	-	-	-	0.325	-	4
Cyanide	mg/L	-	-	-	-	-	-	-	-	-	-	-	-	ND	-	
MISCELLANEOUS																
Ethene	mg/L	-	-	-	-	-	-	-	-	-	-	-	-	-	-	
Ethane	mg/L	-	-	-	-	-	-	-	-	-	-	-	-	-	-	
Methane	mg/L	-	-	-	-	-	-	-	-	-	-	-	-	-	-	
CO2	mg/L	-	-	-	-	-	-	-	-	-	-	-	-	-	-	
Ferrous Iron	mg/L	-	-	-	-	-	-	-	-	-	-	-	-	-	-	
Sulfide	mg/L	-	-	-	-	-	-	-	-	-	-	-	-	-	-	
DOC	mg C/L	-	-	-	-	-	-	-	-	-	-	-	-	-	-	
Redox Potential	mV	-	-	-	-	-	-	-	-	-	-	-	-	-	-	
Alkalinity (total)	mg CaCO3/L	-	-	-	-	-	-	-	-	-	-	-	-	-	-	
Total Organic Halogens/Halides (TOX)	mg/L	-	-	-	-	-	0.037	-	-	-	0.03	-	-	0.04	0.06	
Chloride	mg/L	-	-	-	-	-	18.7	-	-	-	21	-	-	15.2	14	
Conductivity (field)	µmhos/cm	440	420	580	-	550	520	830	-	860	810	770	-	492	480	
Conductivity (lab)	µmhos/cm	-	-	-	-	-	620	-	-	-	725	-	-	761	770	75
Nitrite Nitrogen	mg/L	-	-	-	-	-	-	-	-	-	-	-	-	ND	-	
Nitrate/Nitrite Nitrogen	mg/L	-	-	-	-	-	0.46	-	-	-	0.31	-	-	0.24	0.38	
Nitrate as N - Calculation	mg/L	-	-	-	-	-	-	-	-	-	-	-	-	0.24	-	
pH (Lab)	std. units	-	-	-	-	-	7.2	-	-	-	7.2	-	-	7.13	7.11	
pH (field)	std. units	6.85	6.94	7.25	-	6.2	7.9	6.65	-	7.17	7.08	7	-	7.34	7.4	
Sulfate	mg/L	-	-	-	-	-	65	-	-	-	93.6	-	-	87	71	
Total Organic Carbon (TOC)	mg/L	-	-	-	-	-	75	-	-	-	5	-	-	2.1	ND	
Temperature (field)	Celcius	8	7	15	-	9	7	13	-	10	5	10	-	6	5	
Turbidity	NTUs	-	-	-	-	-	-	-	-	-	-	-	-	>200	-	

MW-29
Ash Landfill

Parameters	Source: Units	PES Nov 1993 4	PES Jan 1994 1	PES July 1994 2	PES Sept 1994 3	PES Dec 1994 4	PES Mar 1995 1	PES June 1995 2	PES Sept 1995 3	PES Jan 1996 4	PES Mar 1996 1	PES June 1996 2	PES Sept 1996 3	PES Dec 1996 4	PES Mar 1997 1	PES June 1997 2
METALS																
Aluminum	mg/L	-	-	-	-	-	-	-	-	-	-	-	-	-	-	-
Antimony	mg/L	-	-	-	-	-	-	-	-	-	-	-	-	-	-	-
Arsenic	mg/L	-	-	-	-	-	-	-	-	-	-	-	-	-	-	-
Barium	mg/L	-	-	-	-	-	-	-	-	-	-	-	-	-	-	-
Beryllium	mg/L	-	-	-	-	-	-	-	-	-	-	-	-	-	-	-
Cadmium	mg/L	-	-	-	-	-	-	-	-	-	-	-	-	ND	ND	ND
Calcium	mg/L	-	-	-	-	-	-	-	-	-	-	-	-	-	-	-
Chromium	mg/L	-	-	-	-	-	-	-	-	-	-	-	-	ND	ND	ND
Cobalt	mg/L	-	-	-	-	-	-	-	-	-	-	-	-	-	-	-
Copper	mg/L	-	-	-	-	-	-	-	-	-	-	-	-	-	-	-
Iron	mg/L	-	-	-	-	-	-	-	-	-	-	-	-	-	-	-
Lead	mg/L	-	-	-	-	-	-	-	-	-	-	-	-	ND	16.7	ND
Magnesium	mg/L	-	-	-	-	-	-	-	-	-	-	-	-	-	-	-
Manganese	mg/L	-	-	-	-	-	-	-	-	-	-	-	-	ND	8.9	4.9
Mercury	mg/L	-	-	-	-	-	-	-	-	-	-	-	-	-	-	-
Nickel	mg/L	-	-	-	-	-	-	-	-	-	-	-	-	ND	ND	ND
Potassium	mg/L	-	-	-	-	-	-	-	-	-	-	-	-	-	-	-
Selenium	mg/L	-	-	-	-	-	-	-	-	-	-	-	-	-	-	-
Silver	mg/L	-	-	-	-	-	-	-	-	-	-	-	-	-	-	-
Sodium	mg/L	-	-	-	-	-	-	-	-	-	-	-	-	-	-	-
Thallium	mg/L	-	-	-	-	-	-	-	-	-	-	-	-	-	-	-
Vanadium	mg/L	-	-	-	-	-	-	-	-	-	-	-	-	-	-	-
Zinc	mg/L	-	-	-	-	-	-	-	-	-	-	-	-	-	-	-
Cyanide	mg/L	-	-	-	-	-	-	-	-	-	-	-	-	-	-	-
MISCELLANEOUS																
Ethene	mg/L	-	-	-	-	-	-	ND	-	-	-	-	-	ND	ND	ND
Ethane	mg/L	-	-	-	-	-	-	ND	-	-	-	-	-	ND	ND	ND
Methane	mg/L	-	-	-	-	-	-	ND	-	-	-	-	-	ND	ND	ND
CO2	mg/L	-	-	-	-	-	-	316	-	-	-	-	-	-	-	-
Ferrous Iron	mg/L	-	-	-	-	-	-	0.24	-	-	-	-	-	0.03	0.02	0.22
Sulfide	mg/L	-	-	-	-	-	-	ND	-	-	-	-	-	-	-	-
DOC	mg C/L	-	-	-	-	-	-	3.2	-	-	-	-	-	1.8	1.6	2.1
Redox Potential	mV	-	-	-	-	-	-	365.6	-	-	-	-	-	349	337	337
Alkalinity (total)	mg CaCO3/L	-	-	-	-	-	-	313	-	-	-	-	-	342	336	308
Total Organic Halogens/Halides (TOX)	mg/L	ND	ND	-	-	-	-	-	-	-	-	-	-	-	-	-
Chloride	mg/L	13	25	-	-	-	-	58.2	-	-	-	-	-	27.6	41.1	65.3
Conductivity (field)	µmhos/cm	-	-	-	-	-	-	-	-	-	-	-	-	831	934	1028
Conductivity (lab)	µmhos/cm	750	520	-	-	-	-	944	-	-	-	-	-	-	-	-
Nitrite Nitrogen	mg/L	-	-	-	-	-	-	ND	-	-	-	-	-	-	-	-
Nitrate/Nitrite Nitrogen	mg/L	0.51	0.37	-	-	-	-	-	-	-	-	-	-	1.7	1.4	1.5
Nitrate as N - Calculation	mg/L	-	-	-	-	-	-	0.21	-	-	-	-	-	-	-	-
pH (Lab)	std. units	7.2	7.2	-	-	-	-	7.06	-	-	-	-	-	-	-	-
pH (field)	std. units	-	-	-	-	-	-	-	-	-	-	-	-	6.64	6.64	6.61
Sulfate	mg/L	6.1	79	-	-	-	-	126	-	-	-	-	-	117	151	204
Total Organic Carbon (TOC)	mg/L	2	ND	-	-	-	-	-	-	-	-	-	-	-	-	-
Temperature (field)	Celcius	-	-	-	-	-	-	-	-	-	-	-	-	-	-	-
Turbidity	NTUs	-	-	-	-	-	-	-	-	-	-	-	-	-	-	-
		-	-	-	-	-	-	-	-	-	-	-	-	-	-	-

MW-30
Ash Landfill

Parameters	Source: Units	NET Jan 1990 1	NET Mar 1990 1	NET June 1990 2	NET Sept 1990 3	NET Dec 1990 4	NET Mar 1991 1	NET June 1991 2	NET Sept 1991 3	NET Dec 1991 4	NET Mar 1992 2	NET June 1992 3	GTC Dec 1992 4	ES Jan 1993 1	ES April 1993 2	June
VOLATILE ORGANICS		624	624	624	624	624	624	624	624	624	624	624	624	NYSCLP	NYSCLP	NY
Chloromethane	µg/L	ND	ND	ND	ND	ND	ND	-	-	ND	ND	ND	ND	ND	ND	
Bromomethane	µg/L	ND	ND	ND	ND	ND	ND	-	-	ND	ND	ND	ND	ND	ND	
Vinyl Chloride	µg/L	ND	ND	ND	ND	ND	ND	-	-	ND	ND	ND	ND	ND	ND	
Chloroethane	µg/L	ND	ND	ND	ND	ND	ND	-	-	ND	ND	ND	ND	ND	ND	
Methylene Chloride	µg/L	ND	ND	ND	ND	ND	ND	-	-	ND	ND	ND	ND	ND	ND	
1,1-Dichloroethene	µg/L	ND	ND	ND	ND	ND	ND	-	-	ND	ND	ND	ND	ND	ND	
1,1-Dichloroethane	µg/L	ND	ND	ND	ND	ND	ND	-	-	ND	ND	ND	ND	ND	ND	
Chloroform	µg/L	ND	ND	ND	ND	ND	ND	-	-	ND	ND	ND	ND	ND	ND	
1,2-Dichloroethane	µg/L	ND	ND	ND	ND	ND	ND	-	-	ND	ND	ND	ND	ND	ND	
1,1,1-Trichloroethane	µg/L	ND	ND	ND	ND	ND	ND	-	-	ND	ND	ND	ND	ND	ND	
Carbon Tetrachloride	µg/L	ND	ND	ND	ND	ND	ND	-	-	ND	ND	ND	ND	ND	ND	
Bromodichloromethane	µg/L	ND	ND	ND	ND	ND	ND	-	-	ND	ND	ND	ND	ND	ND	
1,2-Dichloropropane	µg/L	ND	ND	ND	ND	ND	ND	-	-	ND	ND	ND	ND	ND	ND	
cis-1,3-Dirchloropropene	µg/L	ND	ND	ND	ND	ND	ND	-	-	ND	ND	ND	ND	ND	ND	
Trichloroethene	µg/L	ND	ND	ND	1	ND	ND	-	-	2.4	ND	ND	ND	ND	ND	
Dibromochloromethane	µg/L	ND	ND	ND	ND	ND	ND	-	-	ND	ND	ND	ND	ND	ND	
1,1,2-Trichloroethane	µg/L	ND	ND	ND	ND	ND	ND	-	-	ND	ND	ND	ND	ND	ND	
Benzene	µg/L	ND	ND	ND	ND	ND	ND	-	-	ND	ND	ND	ND	ND	ND	
trans-1,3-Dichloropropene	µg/L	ND	ND	ND	ND	ND	ND	-	-	ND	ND	ND	ND	ND	ND	
Bromoform	µg/L	ND	ND	ND	ND	ND	ND	-	-	ND	ND	ND	ND	ND	ND	
Tetrachloroethene	µg/L	ND	ND	ND	ND	ND	ND	-	-	ND	ND	ND	ND	ND	ND	
1,1,2,2-Tetrachloroethane	µg/L	ND	ND	ND	ND	ND	ND	-	-	ND	ND	ND	ND	ND	ND	
Toluene	µg/L	ND	ND	ND	ND	ND	ND	-	-	ND	ND	ND	ND	ND	ND	
Chlorobenzene	µg/L	ND	ND	ND	ND	ND	ND	-	-	ND	ND	ND	ND	ND	ND	
Ethylbenzene	µg/L	ND	ND	ND	ND	ND	ND	-	-	ND	ND	ND	ND	ND	ND	
2-Chloroethylvinyl Ether	µg/L	ND	ND	ND	ND	ND	ND	-	-	ND	ND	ND	ND	-	-	
1,3-Dichlorobenzene	µg/L	ND	ND	ND	ND	ND	ND	-	-	ND	ND	ND	-	-	-	
1,2-Dichlorobenzene	µg/L	ND	ND	ND	ND	ND	ND	-	-	ND	ND	ND	-	-	-	
1,4-Dichlorobenzene	µg/L	ND	ND	ND	ND	ND	ND	-	-	ND	ND	ND	-	-	-	
1,2-Dichloroethene (total)	µg/L	-	-	-	-	-	-	-	-	-	-	-	-	ND	ND	
cis-1,2-Dichloroethene	µg/L	-	-	-	-	-	-	-	-	-	-	-	ND	-	-	
trans-1,2-Dichloroethene	µg/L	ND	ND	ND	ND	ND	ND	-	-	ND	ND	ND	ND	-	-	
Trichlorofluoromethane	µg/L	ND	ND	ND	ND	ND	ND	-	-	ND	ND	ND	ND	-	-	
Acetone	µg/L	-	-	-	-	-	-	-	-	-	-	-	-	ND	ND	
Carbon Disulfide	µg/L	-	-	-	-	-	-	-	-	-	-	-	-	ND	ND	
4-Methyl-2 Pentanone	µg/L	-	-	-	-	-	-	-	-	-	-	-	-	ND	ND	
2-Hexanone	µg/L	-	-	-	-	-	-	-	-	-	-	-	-	ND	ND	
Styrene	µg/L	-	-	-	-	-	-	-	-	-	-	-	-	ND	ND	
Xylenes (total)	µg/L	-	-	-	-	-	-	-	-	-	-	-	-	ND	ND	
Total Volatile Organics	µg/L	0	0	0	1	0	0	0	0	2.4	0	0	0	0	0	

MW-30
Ash Landfill

Parameters	Source: Units	PES Nov 1993 4	PES Jan 1994 1	PES July 1994 2	PES Sept 1994 3	PES 1994 4	PES Mar 1995 1	PES June 1995 2	PES Sept 1995 3	PES Jan 1996 4	PES Mar 1996 1	PES June 1996 2	PES Sept 1996 3	PES Dec 1996 4	PES Mar 1997 1	PES June 1997 2
VOLATILE ORGANICS		NYSCLP	NYSCLP	NYSCLP			524.2			524.2	524.2	524.2	524.2	524.2	524.2	524.2
Chloromethane	µg/L	ND	ND	ND	-	-	ND	-	-	ND	ND	ND	0.3	ND	ND	ND
Bromomethane	µg/L	ND	ND	ND	-	-	ND	-	-	ND	ND	ND	ND	ND	ND	ND
Vinyl Chloride	µg/L	ND	ND	ND	-	-	ND	-	-	ND	ND	ND	ND	ND	ND	ND
Chloroethane	µg/L	ND	ND	ND	-	-	ND	-	-	ND	ND	ND	ND	ND	ND	ND
Methylene Chloride	µg/L	ND	ND	ND	-	-	ND	-	-	ND	ND	ND	ND	ND	ND	ND
1,1-Dichloroethene	µg/L	ND	ND	ND	-	-	ND	-	-	ND	ND	ND	ND	ND	ND	ND
1,1-Dichloroethane	µg/L	ND	ND	ND	-	-	ND	-	-	ND	ND	ND	ND	ND	ND	ND
Chloroform	µg/L	ND	ND	ND	-	-	ND	-	-	ND	ND	ND	ND	ND	ND	ND
1,2-Dichloroethane	µg/L	ND	ND	ND	-	-	ND	-	-	ND	ND	ND	ND	ND	ND	ND
1,1,1-Trichloroethane	µg/L	ND	ND	ND	-	-	ND	-	-	ND	ND	ND	ND	ND	ND	ND
Carbon Tetrachloride	µg/L	ND	ND	ND	-	-	ND	-	-	ND	ND	ND	ND	ND	ND	ND
Bromodichloromethane	µg/L	ND	ND	ND	-	-	ND	-	-	ND	ND	ND	ND	ND	ND	ND
1,2-Dichloropropane	µg/L	ND	ND	ND	-	-	ND	-	-	ND	ND	ND	ND	ND	ND	ND
cis-1,3-Dirchloropropene	µg/L	ND	ND	ND	-	-	ND	-	-	ND	ND	ND	ND	ND	ND	ND
Trichloroethene	µg/L	ND	ND	0.8	-	-	0.6	-	-	0.7	1	1	1	ND	ND	ND
Dibromochloromethane	µg/L	ND	ND	ND	-	-	ND	-	-	ND	ND	ND	ND	ND	ND	ND
1,1,2-Trichloroethane	µg/L	ND	ND	ND	-	-	ND	-	-	ND	ND	ND	ND	ND	ND	ND
Benzene	µg/L	ND	ND	ND	-	-	ND	-	-	ND	ND	ND	ND	ND	ND	ND
trans-1,3-Dichloropropene	µg/L	ND	ND	ND	-	-	ND	-	-	ND	ND	ND	ND	ND	ND	ND
Bromoform	µg/L	ND	ND	ND	-	-	ND	-	-	ND	ND	ND	ND	ND	ND	ND
Tetrachloroethene	µg/L	ND	ND	ND	-	-	ND	-	-	ND	ND	ND	ND	ND	ND	ND
1,1,2,2-Tetrachloroethane	µg/L	ND	ND	ND	-	-	ND	-	-	ND	ND	ND	ND	ND	ND	ND
Toluene	µg/L	ND	ND	ND	-	-	ND	-	-	ND	ND	ND	ND	ND	ND	ND
Chlorobenzene	µg/L	ND	ND	ND	-	-	ND	-	-	ND	ND	ND	ND	ND	ND	ND
Ethylbenzene	µg/L	ND	ND	ND	-	-	ND	-	-	ND	ND	ND	ND	ND	ND	ND
2-Chloroethylvinyl Ether	µg/L	-	-	-	-	-	ND	-	-	ND	ND	ND	ND	ND	ND	ND
1,3-Dichlorobenzene	µg/L	-	-	-	-	-	ND	-	-	ND	ND	ND	ND	ND	ND	ND
1,2-Dichlorobenzene	µg/L	-	-	-	-	-	ND	-	-	ND	ND	ND	ND	ND	ND	ND
1,4-Dichlorobenzene	µg/L	-	-	-	-	-	ND	-	-	ND	ND	ND	ND	ND	ND	ND
1,2-Dichloroethene (total)	µg/L	ND	ND	ND	-	-	ND	-	-	ND	ND	ND	ND	ND	ND	ND
cis-1,2-Dichloroethene	µg/L	-	-	-	-	-	ND	-	-	ND	ND	ND	ND	ND	ND	ND
trans-1,2-Dichloroethene	µg/L	-	-	-	-	-	ND	-	-	ND	ND	ND	ND	ND	ND	ND
Trichlorofluoromethane	µg/L	-	-	-	-	-	ND	-	-	ND	ND	ND	ND	ND	ND	ND
Acetone	µg/L	ND	ND	ND	-	-	ND	-	-	ND	ND	ND	ND	ND	ND	ND
Carbon Disulfide	µg/L	ND	ND	ND	-	-	ND	-	-	ND	ND	ND	ND	ND	ND	ND
4-Methyl-2 Pentanone	µg/L	ND	ND	ND	-	-	ND	-	-	ND	ND	ND	ND	ND	ND	ND
2-Hexanone	µg/L	ND	ND	ND	-	-	ND	-	-	ND	ND	ND	ND	ND	ND	ND
Styrene	µg/L	ND	ND	ND	-	-	ND	-	-	ND	ND	ND	ND	ND	ND	ND
Xylenes (total)	µg/L	ND	ND	ND	-	-	ND	-	-	ND	ND	ND	ND	ND	ND	ND
Total Volatile Organics	µg/L	0	0	0.8	0	0	0.6	0	0	0.7	1	1	1.3	0	0	0

MW-30
Ash Landfill

Parameters	Source: Units	NET Jan 1990 1	NET Mar 1990 1	NET June 1990 2	NET Sept 1990 3	NET Dec 1990 4	NET Mar 1991 1	NET June 1991 2	NET Sept 1991 3	NET Dec 1991 4	NET Mar 1992 2	NET June 1992 3	GTC Dec 1992 4	ES Jan 1993 1	ES April 1993 2	Jun
METALS																
Aluminum	mg/L	-	-	-	-	-	-	-	-	-	-	-	-	1.06	-	
Antimony	mg/L	-	-	-	-	-	-	-	-	-	-	-	-	ND	-	
Arsenic	mg/L	-	-	-	-	-	ND	ND	-	-	ND	-	-	0.0019	-	
Barium	mg/L	-	-	-	-	-	0.054	ND	-	-	0.049	-	-	0.0678	-	
Beryllium	mg/L	-	-	-	-	-	-	-	-	-	-	-	-	0.00043	-	
Cadmium	mg/L	-	-	-	-	-	ND	ND	-	-	ND	-	-	ND	-	
Calcium	mg/L	-	-	-	-	-	-	-	-	-	-	-	-	119	-	
Chromium	mg/L	-	-	-	-	-	ND	ND	-	-	ND	-	-	ND	-	
Cobalt	mg/L	-	-	-	-	-	-	-	-	-	-	-	-	ND	-	
Copper	mg/L	-	-	-	-	-	-	-	-	-	-	-	-	0.0041	-	
Iron	mg/L	-	-	-	-	-	7.08	ND	-	-	3.92	-	-	0.682	-	
Lead	mg/L	-	-	-	-	-	ND	ND	-	-	ND	-	-	0.0025	-	
Magnesium	mg/L	-	-	-	-	-	-	-	-	-	-	-	-	17	-	
Manganese	mg/L	-	-	-	-	-	-	-	-	-	-	-	-	0.356	-	
Mercury	mg/L	-	-	-	-	-	ND	ND	-	-	ND	-	-	0.00007	-	
Nickel	mg/L	-	-	-	-	-	-	-	-	-	-	-	-	ND	-	
Potassium	mg/L	-	-	-	-	-	2.38	ND	-	-	2.36	-	-	1.67	-	
Selenium	mg/L	-	-	-	-	-	ND	ND	-	-	ND	-	-	ND	-	
Silver	mg/L	-	-	-	-	-	ND	ND	-	-	ND	-	-	ND	-	
Sodium	mg/L	-	-	-	-	-	15.8	ND	-	-	16.5	-	-	18.2	-	
Thallium	mg/L	-	-	-	-	-	-	-	-	-	-	-	-	ND	-	
Vanadium	mg/L	-	-	-	-	-	-	-	-	-	-	-	-	ND	-	
Zinc	mg/L	-	-	-	-	-	-	-	-	-	-	-	-	0.0189	-	
Cyanide	mg/L	-	-	-	-	-	-	-	-	-	-	-	-	ND	-	
MISCELLANEOUS																
Ethene	mg/L	-	-	-	-	-	-	-	-	-	-	-	-	-	-	
Ethane	mg/L	-	-	-	-	-	-	-	-	-	-	-	-	-	-	
Methane	mg/L	-	-	-	-	-	-	-	-	-	-	-	-	-	-	
CO2	mg/L	-	-	-	-	-	-	-	-	-	-	-	-	-	-	
Ferrous Iron	mg/L	-	-	-	-	-	-	-	-	-	-	-	-	-	-	
Sulfide	mg/L	-	-	-	-	-	-	-	-	-	-	-	-	-	-	
DOC	mg C/L	-	-	-	-	-	-	-	-	-	-	-	-	-	-	
Redox Potential	mV	-	-	-	-	-	-	-	-	-	-	-	-	-	-	
Alkalinity (total)	mg CaCO3/L	-	-	-	-	-	-	-	-	-	-	-	-	-	-	
Total Organic Halogens/Halides (TOX)	mg/L	-	-	-	-	-	ND	-	-	-	ND	-	-	ND	ND	
Chloride	mg/L	-	-	-	-	-	26.6	-	-	-	32.5	-	-	28	28	
Conductivity (field)	µmhos/cm	420	390	-	660	620	420	-	-	850	720	760	-	410	365	
Conductivity (lab)	µmhos/cm	-	-	-	-	-	-	-	-		645	-	-	689	630	
Nitrite Nitrogen	mg/L	-	-	-	-	-	-	-	-		-	-	-	ND	-	
Nitrate/Nitrite Nitrogen	mg/L	-	-	-	-	-	-	-	-		ND	-	-	0.13	0.35	
Nitrate as N - Calculation	mg/L	-	-	-	-	-	0.05	-	-	-	-	-	-	0.13	-	
pH (Lab)	std. units	-	-	-	-	-	7.3	-	-	-	7.4	-	-	7.29	7.24	
pH (field)	std. units	6.9	7.11	7.27	7.3	7.15	8.03	-	-	7.25	7.14	7.12	-	7.14	7.4	
Sulfate	mg/L	-	-	-	-	-	35.7	-	-	-	88.4	-	-	57	39	
Total Organic Carbon (TOC)	mg/L	-	-	-	-	-	13.6	-	-	-	2	-	-	1.9	2	
Temperature (field)	Celcius	6	4	16	15	6	5	-	-	10	5	12	-	4	5	
Turbidity	NTUs	-	-	-	-	-	-	-	-	-	-	-	-	>200	90	

MW-30
Ash Landfill

Parameters	Source: Units	PES Nov 1993 4	PES Jan 1994 1	PES July 1994 2	PES Sept 1994 3	PES 1994 4	PES Mar 1995 1	PES June 1995 2	PES Sept 1995 3	PES Jan 1996 4	PES Mar 1996 1	PES June 1996 2	PES Sept 1996 3	PES Dec 1996 4	PES Mar 1997 1	PES June 1997 2
METALS																
Aluminum	mg/L	-	-	-	-	-	-	-	-	-	-	-	-	-	-	-
Antimony	mg/L	-	-	-	-	-	-	-	-	-	-	-	-	-	-	-
Arsenic	mg/L	-	-	-	-	-	-	-	-	-	-	-	-	-	-	-
Barium	mg/L	-	-	-	-	-	-	-	-	-	-	-	-	-	-	-
Beryllium	mg/L	-	-	-	-	-	-	-	-	-	-	-	-	-	-	-
Cadmium	mg/L	-	-	-	-	-	-	-	-	-	-	-	-	-	-	-
Calcium	mg/L	-	-	-	-	-	-	-	-	-	-	-	-	-	-	-
Chromium	mg/L	-	-	-	-	-	-	-	-	-	-	-	-	-	-	-
Cobalt	mg/L	-	-	-	-	-	-	-	-	-	-	-	-	-	-	-
Copper	mg/L	-	-	-	-	-	-	-	-	-	-	-	-	-	-	-
Iron	mg/L	-	-	-	-	-	-	-	-	-	-	-	-	-	-	-
Lead	mg/L	-	-	-	-	-	-	-	-	-	-	-	-	-	-	-
Magnesium	mg/L	-	-	-	-	-	-	-	-	-	-	-	-	-	-	-
Manganese	mg/L	-	-	-	-	-	-	-	-	-	-	-	-	-	-	-
Mercury	mg/L	-	-	-	-	-	-	-	-	-	-	-	-	-	-	-
Nickel	mg/L	-	-	-	-	-	-	-	-	-	-	-	-	-	-	-
Potassium	mg/L	-	-	-	-	-	-	-	-	-	-	-	-	-	-	-
Selenium	mg/L	-	-	-	-	-	-	-	-	-	-	-	-	-	-	-
Silver	mg/L	-	-	-	-	-	-	-	-	-	-	-	-	-	-	-
Sodium	mg/L	-	-	-	-	-	-	-	-	-	-	-	-	-	-	-
Thallium	mg/L	-	-	-	-	-	-	-	-	-	-	-	-	-	-	-
Vanadium	mg/L	-	-	-	-	-	-	-	-	-	-	-	-	-	-	-
Zinc	mg/L	-	-	-	-	-	-	-	-	-	-	-	-	-	-	-
Cyanide	mg/L	-	-	-	-	-	-	-	-	-	-	-	-	-	-	-
MISCELLANEOUS																
Ethene	mg/L	-	-	-	-	-	-	-	-	-	-	-	-	ND	ND	ND
Ethane	mg/L	-	-	-	-	-	-	-	-	-	-	-	-	ND	ND	ND
Methane	mg/L	-	-	-	-	-	-	-	-	-	-	-	-	0.0008	ND	ND
CO2	mg/L	-	-	-	-	-	-	-	-	-	-	-	-	-	-	-
Ferrous Iron	mg/L	-	-	-	-	-	-	-	-	-	-	-	-	0.02	0	-
Sulfide	mg/L	-	-	-	-	-	-	-	-	-	-	-	-	-	-	-
DOC	mg C/L	-	-	-	-	-	-	-	-	-	-	-	-	2	1.8	2.5
Redox Potential	mV	-	-	-	-	-	-	-	-	-	-	-	-	345	305	305
Alkalinity (total)	mg CaCO3/L	-	-	-	-	-	-	-	-	-	-	-	-	266	264	300
Total Organic Halogens/Halides (TOX)	mg/L	ND	ND	-	-	-	-	-	-	-	-	-	-	-	-	-
Chloride	mg/L	28	29	-	-	-	-	-	-	-	-	-	-	32.4	26.4	33.1
Conductivity (field)	µmhos/cm	-	-	-	-	-	-	-	-	-	-	-	-	586	599	711
Conductivity (lab)	µmhos/cm	760	600	-	-	-	-	-	-	-	-	-	-	-	-	-
Nitrite Nitrogen	mg/L	-	-	-	-	-	-	-	-	-	-	-	-	-	-	-
Nitrate/Nitrite Nitrogen	mg/L	0.26	0.19	-	-	-	-	-	-	-	-	-	-	0.07	0.12	0.16
Nitrate as N - Calculation	mg/L	-	-	-	-	-	-	-	-	-	-	-	-	-	-	-
pH (Lab)	std. units	7.25	7.27	-	-	-	-	-	-	-	-	-	-	-	-	-
pH (field)	std. units	-	-	-	-	-	-	-	-	-	-	-	-	6.82	6.97	6.97
Sulfate	mg/L	57	32	-	-	-	-	-	-	-	-	-	-	47.7	42.2	46.1
Total Organic Carbon (TOC)	mg/L	1	4	-	-	-	-	-	-	-	-	-	-	-	-	-
Temperature (field)	Celcius	-	-	-	-	-	-	-	-	-	-	-	-	-	-	-
Turbidity	NTUs	-	-	-	-	-	-	-	-	-	-	-	-	-	-	-
		-	-	-	-	-	-	-	-	-	-	-	-	-	-	-

MW-36
Ash Landfill

Parameters	Source: Units	NET Jan 1990 1	NET Mar 1990 1	NET June 1990 2	NET Sept 1990 3	NET Dec 1990 4	NET Mar 1991 1	NET June 1991 2	NET Sept 1991 3	NET Dec 1991 4	NET Mar 1992 2	NET June 1992 3	NET Dec 1992 4	ES Jan 1993 1	ES Apr 1993 2	ES Jun 1993 3
VOLATILE ORGANICS														NYSCLP	NYSCLP	NYSCLP
Chloromethane	µg/L	-	-	-	-	-	-	-	-	-	-	-	-	ND	ND	ND
Bromomethane	µg/L	-	-	-	-	-	-	-	-	-	-	-	-	ND	ND	ND
Vinyl Chloride	µg/L	-	-	-	-	-	-	-	-	-	-	-	-	ND	ND	ND
Chloroethane	µg/L	-	-	-	-	-	-	-	-	-	-	-	-	ND	ND	ND
Methylene Chloride	µg/L	-	-	-	-	-	-	-	-	-	-	-	-	ND	ND	ND
1,1-Dichloroethene	µg/L	-	-	-	-	-	-	-	-	-	-	-	-	ND	ND	ND
1,1-Dichloroethane	µg/L	-	-	-	-	-	-	-	-	-	-	-	-	ND	ND	ND
Chloroform	µg/L	-	-	-	-	-	-	-	-	-	-	-	-	ND	ND	ND
1,2-Dichloroethane	µg/L	-	-	-	-	-	-	-	-	-	-	-	-	ND	ND	ND
1,1,1-Trichloroethane	µg/L	-	-	-	-	-	-	-	-	-	-	-	-	ND	ND	ND
Carbon Tetrachloride	µg/L	-	-	-	-	-	-	-	-	-	-	-	-	ND	ND	ND
Bromodichloromethane	µg/L	-	-	-	-	-	-	-	-	-	-	-	-	ND	ND	ND
1,2-Dichloropropane	µg/L	-	-	-	-	-	-	-	-	-	-	-	-	ND	ND	ND
cis-1,3-Dirchloropropene	µg/L	-	-	-	-	-	-	-	-	-	-	-	-	ND	ND	ND
Trichloroethene	µg/L	-	-	-	-	-	-	-	-	-	-	-	-	ND	ND	ND
Dibromochloromethane	µg/L	-	-	-	-	-	-	-	-	-	-	-	-	ND	ND	ND
1,1,2-Trichloroethane	µg/L	-	-	-	-	-	-	-	-	-	-	-	-	ND	ND	ND
Benzene	µg/L	-	-	-	-	-	-	-	-	-	-	-	-	ND	ND	ND
trans-1,3-Dichloropropene	µg/L	-	-	-	-	-	-	-	-	-	-	-	-	ND	ND	ND
Bromoform	µg/L	-	-	-	-	-	-	-	-	-	-	-	-	ND	ND	ND
Tetrachloroethene	µg/L	-	-	-	-	-	-	-	-	-	-	-	-	ND	ND	ND
1,1,2,2-Tetrachloroethane	µg/L	-	-	-	-	-	-	-	-	-	-	-	-	ND	ND	ND
Toluene	µg/L	-	-	-	-	-	-	-	-	-	-	-	-	ND	ND	ND
Chlorobenzene	µg/L	-	-	-	-	-	-	-	-	-	-	-	-	ND	ND	ND
Ethylbenzene	µg/L	-	-	-	-	-	-	-	-	-	-	-	-	ND	ND	ND
2-Chloroethylvinyl Ether	µg/L	-	-	-	-	-	-	-	-	-	-	-	-	-	-	-
1,3-Dichlorobenzene	µg/L	-	-	-	-	-	-	-	-	-	-	-	-	-	-	-
1,2-Dichlorobenzene	µg/L	-	-	-	-	-	-	-	-	-	-	-	-	-	-	-
1,4-Dichlorobenzene	µg/L	-	-	-	-	-	-	-	-	-	-	-	-	-	-	-
1,2-Dichloroethene (total)	µg/L	-	-	-	-	-	-	-	-	-	-	-	-	ND	ND	ND
cis-1,2-Dichloroethene	µg/L	-	-	-	-	-	-	-	-	-	-	-	-	-	-	-
trans-1,2-Dichloroethene	µg/L	-	-	-	-	-	-	-	-	-	-	-	-	-	-	-
Trichlorofluoromethane	µg/L	-	-	-	-	-	-	-	-	-	-	-	-	-	-	-
Acetone	µg/L	-	-	-	-	-	-	-	-	-	-	-	-	ND	ND	ND
Carbon Disulfide	µg/L	-	-	-	-	-	-	-	-	-	-	-	-	ND	ND	ND
4-Methyl-2 Pentanone	µg/L	-	-	-	-	-	-	-	-	-	-	-	-	ND	ND	ND
2-Hexanone	µg/L	-	-	-	-	-	-	-	-	-	-	-	-	ND	ND	ND
Styrene	µg/L	-	-	-	-	-	-	-	-	-	-	-	-	ND	ND	ND
Xylenes (total)	µg/L	-	-	-	-	-	-	-	-	-	-	-	-	ND	ND	ND
Total Volatile Organics	µg/L	0	0	0	0	0	0	0	0	0	0	0	0	0	0	0

MW-36
Ash Landfill

Parameters	Source: Units	PES Nov 1993 4	PES Jan 1994 1	PES July 1994 2	PES Sept 1994 3	PES 1994 4	PES Mar 1995 1	PES June 1995 2	PES Sept 1995 3	PES Jan 1996 4	PES Mar 1996 1	PES June 1996 2	PES Sept 1996 3	PES Dec 1996 4	PES Mar 1997 1	PES June 1997 2
VOLATILE ORGANICS		NYSCLP	NYSCLP		NYSCLP		NYSCLP	524.2	524.2	524.2	524.2	524.2	524.2	524.2	524.2	524.2
Chloromethane	µg/L	ND	ND	-	ND	-	ND	ND	ND	ND	ND	ND	ND	ND	ND	ND
Bromomethane	µg/L	ND	ND	-	ND	-	ND	ND	ND	ND	ND	ND	ND	ND	ND	ND
Vinyl Chloride	µg/L	ND	ND	-	ND	-	ND	ND	ND	ND	ND	ND	ND	ND	ND	ND
Chloroethane	µg/L	ND	ND	-	ND	-	ND	ND	ND	ND	ND	ND	ND	ND	ND	ND
Methylene Chloride	µg/L	ND	ND	-	ND	-	ND	ND	ND	ND	ND	ND	ND	ND	ND	ND
1,1-Dichloroethene	µg/L	ND	ND	-	ND	-	ND	ND	ND	ND	ND	ND	ND	ND	ND	ND
1,1-Dichloroethane	µg/L	ND	ND	-	ND	-	ND	ND	ND	ND	ND	ND	ND	ND	ND	ND
Chloroform	µg/L	ND	ND	-	ND	-	ND	ND	ND	ND	ND	ND	ND	2	ND	ND
1,2-Dichloroethane	µg/L	ND	ND	-	ND	-	ND	ND	ND	ND	ND	ND	ND	ND	ND	ND
1,1,1-Trichloroethane	µg/L	ND	ND	-	ND	-	ND	ND	ND	ND	ND	ND	ND	ND	ND	ND
Carbon Tetrachloride	µg/L	ND	ND	-	ND	-	ND	ND	ND	ND	ND	ND	ND	ND	ND	ND
Bromodichloromethane	µg/L	ND	ND	-	ND	-	ND	ND	ND	ND	ND	ND	ND	ND	ND	ND
1,2-Dichloropropane	µg/L	ND	ND	-	ND	-	ND	ND	ND	ND	ND	ND	ND	ND	ND	ND
cis-1,3-Dirchloropropene	µg/L	ND	ND	-	ND	-	ND	ND	ND	ND	ND	ND	ND	ND	ND	ND
Trichloroethene	µg/L	ND	ND	-	ND	-	ND	ND	ND	ND	ND	ND	ND	ND	ND	ND
Dibromochloromethane	µg/L	ND	ND	-	ND	-	ND	ND	ND	ND	ND	ND	ND	ND	ND	ND
1,1,2-Trichloroethane	µg/L	ND	ND	-	ND	-	ND	ND	ND	ND	ND	ND	ND	ND	ND	ND
Benzene	µg/L	ND	ND	-	ND	-	ND	ND	ND	ND	ND	ND	ND	ND	ND	ND
trans-1,3-Dichloropropene	µg/L	ND	ND	-	ND	-	ND	ND	ND	ND	ND	ND	ND	ND	ND	ND
Bromoform	µg/L	ND	ND	-	ND	-	ND	ND	ND	ND	ND	ND	ND	ND	ND	ND
Tetrachloroethene	µg/L	ND	ND	-	ND	-	ND	ND	ND	ND	ND	ND	ND	ND	ND	ND
1,1,2,2-Tetrachloroethane	µg/L	ND	ND	-	ND	-	ND	ND	ND	ND	ND	ND	ND	ND	ND	ND
Toluene	µg/L	ND	ND	-	ND	-	ND	ND	ND	ND	ND	ND	ND	ND	ND	ND
Chlorobenzene	µg/L	ND	ND	-	ND	-	ND	ND	ND	ND	ND	ND	ND	ND	ND	ND
Ethylbenzene	µg/L	ND	ND	-	ND	-	ND	ND	ND	ND	ND	ND	ND	ND	ND	ND
2-Chloroethylvinyl Ether	µg/L	-	-	-	-	-	-	ND	ND	ND	ND	ND	ND	ND	ND	ND
1,3-Dichlorobenzene	µg/L	-	-	-	-	-	-	ND	ND	ND	ND	ND	ND	ND	ND	ND
1,2-Dichlorobenzene	µg/L	-	-	-	-	-	-	ND	ND	ND	ND	ND	ND	ND	ND	ND
1,4-Dichlorobenzene	µg/L	-	-	-	-	-	-	ND	ND	ND	ND	ND	ND	ND	ND	ND
1,2-Dichloroethene (total)	µg/L	ND	ND	-	ND	-	ND	ND	ND	ND	ND	ND	ND	ND	ND	ND
cis-1,2-Dichloroethene	µg/L	-	-	-	-	-	-	ND	ND	ND	ND	ND	ND	ND	ND	ND
trans-1,2-Dichloroethene	µg/L	-	-	-	-	-	-	ND	ND	ND	ND	ND	ND	ND	ND	ND
Trichlorofluoromethane	µg/L	-	-	-	-	-	-	ND	ND	ND	ND	ND	ND	ND	ND	ND
Acetone	µg/L	ND	ND	-	ND	-	ND	ND	ND	ND	ND	ND	ND	ND	ND	ND
Carbon Disulfide	µg/L	ND	ND	-	ND	-	ND	ND	ND	ND	ND	ND	ND	ND	ND	ND
4-Methyl-2 Pentanone	µg/L	ND	ND	-	ND	-	ND	ND	ND	ND	ND	ND	ND	ND	ND	ND
2-Hexanone	µg/L	ND	ND	-	ND	-	ND	ND	ND	ND	ND	ND	ND	ND	ND	ND
Styrene	µg/L	ND	ND	-	ND	-	ND	ND	ND	ND	ND	ND	ND	ND	ND	ND
Xylenes (total)	µg/L	ND	ND	-	ND	-	ND	ND	ND	ND	ND	ND	ND	ND	ND	ND
Total Volatile Organics	µg/L	0	0	0	0	0	0	0	0	0	0	0	0	2	0	0

MW-36
Ash Landfill

Parameters	Source: Units	NET Jan 1990 1	NET Mar 1990 1	NET June 1990 2	NET Sept 1990 3	NET Dec 1990 4	NET Mar 1991 1	NET June 1991 2	NET Sept 1991 3	NET Dec 1991 4	NET Mar 1992 2	NET June 1992 3	NET Dec 1992 4	ES Jan 1993 1	ES Apr 1993 2	ES Jun 1993 3
METALS																
Aluminum	mg/L	-	-	-	-	-	-	-	-	-	-	-	-	0.836	-	1250.00
Antimony	mg/L	-	-	-	-	-	-	-	-	-	-	-	-	ND	-	ND
Arsenic	mg/L	-	-	-	-	-	-	-	-	-	-	-	-	ND	-	ND
Barium	mg/L	-	-	-	-	-	-	-	-	-	-	-	-	0.107	-	78.30
Beryllium	mg/L	-	-	-	-	-	-	-	-	-	-	-	-	ND	-	0.32
Cadmium	mg/L	-	-	-	-	-	-	-	-	-	-	-	-	ND	-	ND
Calcium	mg/L	-	-	-	-	-	-	-	-	-	-	-	-	163	-	133000.0
Chromium	mg/L	-	-	-	-	-	-	-	-	-	-	-	-	ND	-	ND
Cobalt	mg/L	-	-	-	-	-	-	-	-	-	-	-	-	0.0076	-	ND
Copper	mg/L	-	-	-	-	-	-	-	-	-	-	-	-	0.0029	-	4.8
Iron	mg/L	-	-	-	-	-	-	-	-	-	-	-	-	0.772	-	1690.0
Lead	mg/L	-	-	-	-	-	-	-	-	-	-	-	-	0.0019	-	1.6
Magnesium	mg/L	-	-	-	-	-	-	-	-	-	-	-	-	23.5	-	18300.0
Manganese	mg/L	-	-	-	-	-	-	-	-	-	-	-	-	0.517	-	127.0
Mercury	mg/L	-	-	-	-	-	-	-	-	-	-	-	-	ND	-	ND
Nickel	mg/L	-	-	-	-	-	-	-	-	-	-	-	-	ND	-	ND
Potassium	mg/L	-	-	-	-	-	-	-	-	-	-	-	-	1.79	-	2110.0
Selenium	mg/L	-	-	-	-	-	-	-	-	-	-	-	-	ND	-	3.3
Silver	mg/L	-	-	-	-	-	-	-	-	-	-	-	-	ND	-	ND
Sodium	mg/L	-	-	-	-	-	-	-	-	-	-	-	-	21.3	-	22100.0
Thallium	mg/L	-	-	-	-	-	-	-	-	-	-	-	-	ND	-	ND
Vanadium	mg/L	-	-	-	-	-	-	-	-	-	-	-	-	ND	-	4.0
Zinc	mg/L	-	-	-	-	-	-	-	-	-	-	-	-	0.0137	-	18.3
Cyanide	mg/L	-	-	-	-	-	-	-	-	-	-	-	-	ND	-	ND
MISCELLANEOUS																
Ethene	mg/L	-	-	-	-	-	-	-	-	-	-	-	-	-	-	-
Ethane	mg/L	-	-	-	-	-	-	-	-	-	-	-	-	-	-	-
Methane	mg/L	-	-	-	-	-	-	-	-	-	-	-	-	-	-	-
CO2	mg/L	-	-	-	-	-	-	-	-	-	-	-	-	-	-	-
Ferrous Iron	mg/L	-	-	-	-	-	-	-	-	-	-	-	-	-	-	-
Sulfide	mg/L	-	-	-	-	-	-	-	-	-	-	-	-	-	-	-
DOC	mg C/L	-	-	-	-	-	-	-	-	-	-	-	-	-	-	-
Redox Potential	mV	-	-	-	-	-	-	-	-	-	-	-	-	-	-	-
Alkalinity (total)	mg CaCO3/L	-	-	-	-	-	-	-	-	-	-	-	-	-	-	-
Total Organic Halogens/Halides (T	mg/L	-	-	-	-	-	-	-	-	-	-	-	-	ND	ND	ND
Chloride	mg/L	-	-	-	-	-	-	-	-	-	-	-	-	35	29	29.00
Conductivity (field)	µmhos/cm	-	-	-	-	-	-	-	-	-	-	-	-	500	470	525.00
Conductivity (lab)	µmhos/cm	-	-	-	-	-	-	-	-	-	-	-	-	8070	760	750.00
Nitrite Nitrogen	mg/L	-	-	-	-	-	-	-	-	-	-	-	-	ND	-	-
Nitrate/Nitrite Nitrogen	mg/L	-	-	-	-	-	-	-	-	-	-	-	-	3.4	2.5	1.70
Nitrate as N - Calculation	mg/L	-	-	-	-	-	-	-	-	-	-	-	-	3.4	-	-
pH (Lab)	std. units	-	-	-	-	-	-	-	-	-	-	-	-	7.3	7.7	7.07
pH (field)	std. units	-	-	-	-	-	-	-	-	-	-	-	-	7	7.30	7.45
Sulfate	mg/L	-	-	-	-	-	-	-	-	-	-	-	-	63	78	68.00
Total Organic Carbon (TOC)	mg/L	-	-	-	-	-	-	-	-	-	-	-	-	1.1	1.0	2.00
Temperature (field)	Celcius	-	-	-	-	-	-	-	-	-	-	-	-	7	7.50	12.70
Turbidity	NTUs	-	-	-	-	-	-	-	-	-	-	-	-	185	9.80	>100

MW-36
Ash Landfill

Parameters	Source: Units	PES Nov 1993 4	PES Jan 1994 1	PES July 1994 2	PES Sept 1994 3	PES 1994 4	PES Mar 1995 1	PES June 1995 2	PES Sept 1995 3	PES Jan 1996 4	PES Mar 1996 1	PES June 1996 2	PES Sept 1996 3	PES Dec 1996 4	PES Mar 1997 1	PES June 1997 2
METALS																
Aluminum	mg/L	-	-	-	-	-	-	-	-	-	-	-	-	-	-	-
Antimony	mg/L	-	-	-	-	-	-	-	-	-	-	-	-	-	-	-
Arsenic	mg/L	-	-	-	-	-	-	-	-	-	-	-	-	-	-	-
Barium	mg/L	-	-	-	-	-	-	-	-	-	-	-	-	-	-	-
Beryllium	mg/L	-	-	-	-	-	-	-	-	-	-	-	-	-	-	-
Cadmium	mg/L	-	-	-	-	-	-	-	-	-	-	-	-	-	-	-
Calcium	mg/L	-	-	-	-	-	-	-	-	-	-	-	-	-	-	-
Chromium	mg/L	-	-	-	-	-	-	-	-	-	-	-	-	-	-	-
Cobalt	mg/L	-	-	-	-	-	-	-	-	-	-	-	-	-	-	-
Copper	mg/L	-	-	-	-	-	-	-	-	-	-	-	-	-	-	-
Iron	mg/L	-	-	-	-	-	-	-	-	-	-	-	-	-	-	-
Lead	mg/L	-	-	-	-	-	-	-	-	-	-	-	-	-	-	-
Magnesium	mg/L	-	-	-	-	-	-	-	-	-	-	-	-	-	-	-
Manganese	mg/L	-	-	-	-	-	-	-	-	-	-	-	-	-	-	-
Mercury	mg/L	-	-	-	-	-	-	-	-	-	-	-	-	-	-	-
Nickel	mg/L	-	-	-	-	-	-	-	-	-	-	-	-	-	-	-
Potassium	mg/L	-	-	-	-	-	-	-	-	-	-	-	-	-	-	-
Selenium	mg/L	-	-	-	-	-	-	-	-	-	-	-	-	-	-	-
Silver	mg/L	-	-	-	-	-	-	-	-	-	-	-	-	-	-	-
Sodium	mg/L	-	-	-	-	-	-	-	-	-	-	-	-	-	-	-
Thallium	mg/L	-	-	-	-	-	-	-	-	-	-	-	-	-	-	-
Vanadium	mg/L	-	-	-	-	-	-	-	-	-	-	-	-	-	-	-
Zinc	mg/L	-	-	-	-	-	-	-	-	-	-	-	-	-	-	-
Cyanide	mg/L	-	-	-	-	-	-	-	-	-	-	-	-	-	-	-
MISCELLANEOUS																
Ethene	mg/L	-	-	-	-	-	-	ND	-	-	-	-	-	ND	ND	ND
Ethane	mg/L	-	-	-	-	-	-	ND	-	-	-	-	-	ND	ND	ND
Methane	mg/L	-	-	-	-	-	-	ND	-	-	-	-	-	ND	ND	ND
CO2	mg/L	-	-	-	-	-	-	270	-	-	-	-	-	-	-	-
Ferrous Iron	mg/L	-	-	-	-	-	-	ND	-	-	-	-	-	0	0.03	-
Sulfide	mg/L	-	-	-	-	-	-	ND	-	-	-	-	-	-	-	-
DOC	mg C/L	-	-	-	-	-	-	1.8	-	-	-	-	-	1.2	1.7	1.5
Redox Potential	mV	-	-	-	-	-	-	379.3	-	-	-	-	-	330	296	305
Alkalinity (total)	mg CaCO3/L	-	-	-	-	-	-	273	-	-	-	-	-	336	308	308
Total Organic Halogens/Halides (T	mg/L	ND	ND	-	-	-	-	-	-	-	-	-	-	-	-	-
Chloride	mg/L	27	37	-	-	-	-	48.8	-	-	-	-	-	28.9	29.9	30.6
Conductivity (field)	µmhos/cm	-	-	-	-	-	-	-	-	-	-	-	-	772	735	723
Conductivity (lab)	µmhos/cm	550	990	-	-	-	-	706	-	-	-	-	-	-	-	-
Nitrite Nitrogen	mg/L	-	-	-	-	-	-	ND	-	-	-	-	-	-	-	-
Nitrate/Nitrite Nitrogen	mg/L	0.62	1.1	-	-	-	-	-	-	-	-	-	-	0.74	0.87	1.2
Nitrate as N - Calculation	mg/L	-	-	-	-	-	-	1.7	-	-	-	-	-	-	-	-
pH (Lab)	std. units	7.37	7.27	-	-	-	-	7.25	-	-	-	-	-	-	-	-
pH (field)	std. units	-	-	-	-	-	-	-	-	-	-	-	-	6.77	6.85	6.96
Sulfate	mg/L	30	70	-	-	-	-	62.6	-	-	-	-	-	62.4	70.3	62.8
Total Organic Carbon (TOC)	mg/L	6	2	-	-	-	-	-	-	-	-	-	-	-	-	-
Temperature (field)	Celcius	-	-	-	-	-	-	-	-	-	-	-	-	-	-	-
Turbidity	NTUs	-	-	-	-	-	-	-	-	-	-	-	-	-	-	-
		-	-	-	-	-	-	-	-	-	-	-	-	-	-	-

MW-40
Ash Landfill

Parameters	Source: Units	NET Jan 1990 1	NET Mar 1990 1	NET June 1990 2	NET Sept 1990 3	NET Dec 1990 4	NET Mar 1991 1	NET June 1991 2	NET Sept 1991 3	NET Dec 1991 4	NET Mar 1992 2	NET June 1992 3	NET Dec 1992 4	ES Jan 1993 1	ES Apr 1993 2
VOLATILE ORGANICS														NYSCLP	NYSCLP
Chloromethane	µg/L	-	-	-	-	-	-	-	-	-	-	-	-	ND	ND
Bromomethane	µg/L	-	-	-	-	-	-	-	-	-	-	-	-	ND	ND
Vinyl Chloride	µg/L	-	-	-	-	-	-	-	-	-	-	-	-	ND	ND
Chloroethane	µg/L	-	-	-	-	-	-	-	-	-	-	-	-	ND	ND
Methylene Chloride	µg/L	-	-	-	-	-	-	-	-	-	-	-	-	ND	2
1,1-Dichloroethene	µg/L	-	-	-	-	-	-	-	-	-	-	-	-	ND	ND
1,1-Dichloroethane	µg/L	-	-	-	-	-	-	-	-	-	-	-	-	ND	ND
Chloroform	µg/L	-	-	-	-	-	-	-	-	-	-	-	-	ND	ND
1,2-Dichloroethane	µg/L	-	-	-	-	-	-	-	-	-	-	-	-	ND	ND
1,1,1-Trichloroethane	µg/L	-	-	-	-	-	-	-	-	-	-	-	-	ND	ND
Carbon Tetrachloride	µg/L	-	-	-	-	-	-	-	-	-	-	-	-	ND	ND
Bromodichloromethane	µg/L	-	-	-	-	-	-	-	-	-	-	-	-	ND	ND
1,2-Dichloropropane	µg/L	-	-	-	-	-	-	-	-	-	-	-	-	ND	ND
cis-1,3-Dirchloropropene	µg/L	-	-	-	-	-	-	-	-	-	-	-	-	ND	ND
Trichloroethene	µg/L	-	-	-	-	-	-	-	-	-	-	-	-	ND	ND
Dibromochloromethane	µg/L	-	-	-	-	-	-	-	-	-	-	-	-	ND	ND
1,1,2-Trichloroethane	µg/L	-	-	-	-	-	-	-	-	-	-	-	-	ND	ND
Benzene	µg/L	-	-	-	-	-	-	-	-	-	-	-	-	ND	ND
trans-1,3-Dichloropropene	µg/L	-	-	-	-	-	-	-	-	-	-	-	-	ND	ND
Bromoform	µg/L	-	-	-	-	-	-	-	-	-	-	-	-	ND	ND
Tetrachloroethene	µg/L	-	-	-	-	-	-	-	-	-	-	-	-	ND	ND
1,1,2,2-Tetrachloroethane	µg/L	-	-	-	-	-	-	-	-	-	-	-	-	ND	ND
Toluene	µg/L	-	-	-	-	-	-	-	-	-	-	-	-	ND	ND
Chlorobenzene	µg/L	-	-	-	-	-	-	-	-	-	-	-	-	ND	ND
Ethylbenzene	µg/L	-	-	-	-	-	-	-	-	-	-	-	-	ND	ND
2-Chloroethylvinyl Ether	µg/L	-	-	-	-	-	-	-	-	-	-	-	-	-	-
1,3-Dichlorobenzene	µg/L	-	-	-	-	-	-	-	-	-	-	-	-	-	-
1,2-Dichlorobenzene	µg/L	-	-	-	-	-	-	-	-	-	-	-	-	-	-
1,4-Dichlorobenzene	µg/L	-	-	-	-	-	-	-	-	-	-	-	-	-	-
1,2-Dichloroethene (total)	µg/L	-	-	-	-	-	-	-	-	-	-	-	-	ND	ND
cis-1,2-Dichloroethene	µg/L	-	-	-	-	-	-	-	-	-	-	-	-	-	-
trans-1,2-Dichloroethene	µg/L	-	-	-	-	-	-	-	-	-	-	-	-	-	-
Trichlorofluoromethane	µg/L	-	-	-	-	-	-	-	-	-	-	-	-	-	-
Acetone	µg/L	-	-	-	-	-	-	-	-	-	-	-	-	ND	ND
Carbon Disulfide	µg/L	-	-	-	-	-	-	-	-	-	-	-	-	ND	ND
4-Methyl-2 Pentanone	µg/L	-	-	-	-	-	-	-	-	-	-	-	-	ND	ND
2-Hexanone	µg/L	-	-	-	-	-	-	-	-	-	-	-	-	ND	ND
Styrene	µg/L	-	-	-	-	-	-	-	-	-	-	-	-	ND	ND
Xylenes (total)	µg/L	-	-	-	-	-	-	-	-	-	-	-	-	ND	ND
Total Volatile Organics	µg/L	0	0	0	0	0	0	0	0	0	0	0	0	0	2.00

MW-40
Ash Landfill

Parameters	Source: Units	PES Nov 1993 4	PES Jan 1994 1	PES July 1994 2	PES Sept 1994 3	PES Dec 1994 4	PES Mar 1995 1	PES June 1995 2	PES Sept 1995 3	PES Jan 1996 4	PES Mar 1996 1	PES June 1996 2	PES Sept 1996 3	PES Dec 1996 4	PES Mar 1997 1	PE June 199
VOLATILE ORGANICS		NYSCLP	NYSCLP	NYSCLP	NYSCLP		NYSCLP	524.2	524.2	524.2	524.2	524.2	524.2	524.2	524.2	524.
Chloromethane	µg/L	ND	ND	ND	ND	-	ND	ND	ND	ND	ND	ND	ND	ND	ND	N
Bromomethane	µg/L	ND	ND	ND	ND	-	ND	ND	ND	ND	ND	ND	ND	ND	ND	N
Vinyl Chloride	µg/L	ND	ND	ND	ND	-	ND	ND	ND	ND	ND	ND	ND	ND	ND	N
Chloroethane	µg/L	ND	ND	ND	ND	-	ND	ND	ND	ND	ND	ND	ND	ND	ND	N
Methylene Chloride	µg/L	ND	ND	ND	ND	-	ND	ND	ND	ND	ND	ND	ND	ND	ND	N
1,1-Dichloroethene	µg/L	ND	ND	ND	ND	-	ND	ND	ND	ND	ND	ND	ND	ND	ND	N
1,1-Dichloroethane	µg/L	ND	ND	ND	ND	-	ND	ND	ND	ND	ND	ND	ND	ND	ND	N
Chloroform	µg/L	ND	ND	ND	ND	-	ND	ND	ND	ND	ND	ND	ND	ND	ND	N
1,2-Dichloroethane	µg/L	ND	ND	ND	ND	-	ND	ND	ND	ND	ND	ND	ND	ND	ND	N
1,1,1-Trichloroethane	µg/L	ND	ND	ND	ND	-	ND	ND	ND	ND	ND	ND	ND	ND	ND	N
Carbon Tetrachloride	µg/L	ND	ND	ND	ND	-	ND	ND	ND	ND	ND	ND	ND	ND	ND	N
Bromodichloromethane	µg/L	ND	ND	ND	ND	-	ND	ND	ND	ND	ND	ND	ND	ND	ND	N
1,2-Dichloropropane	µg/L	ND	ND	ND	ND	-	ND	ND	ND	ND	ND	ND	ND	ND	ND	N
cis-1,3-Dirchloropropene	µg/L	ND	ND	ND	ND	-	ND	ND	ND	ND	ND	ND	ND	ND	ND	N
Trichloroethene	µg/L	ND	ND	ND	ND	-	ND	ND	ND	ND	ND	ND	ND	ND	ND	N
Dibromochloromethane	µg/L	ND	ND	ND	ND	-	ND	ND	ND	ND	ND	ND	ND	ND	ND	N
1,1,2-Trichloroethane	µg/L	ND	ND	ND	ND	-	ND	ND	ND	ND	ND	ND	ND	ND	ND	N
Benzene	µg/L	ND	ND	ND	ND	-	ND	ND	ND	ND	ND	ND	ND	ND	ND	N
trans-1,3-Dichloropropene	µg/L	ND	ND	ND	ND	-	ND	ND	ND	ND	ND	ND	ND	ND	ND	N
Bromoform	µg/L	ND	ND	ND	ND	-	ND	ND	ND	ND	ND	ND	ND	ND	ND	N
Tetrachloroethene	µg/L	ND	ND	ND	ND	-	ND	ND	ND	ND	ND	ND	ND	ND	ND	N
1,1,2,2-Tetrachloroethane	µg/L	ND	ND	ND	ND	-	ND	ND	ND	ND	ND	ND	ND	ND	ND	N
Toluene	µg/L	ND	ND	ND	ND	-	ND	ND	ND	ND	ND	ND	ND	ND	ND	N
Chlorobenzene	µg/L	ND	ND	ND	ND	-	ND	ND	ND	ND	ND	ND	ND	ND	ND	N
Ethylbenzene	µg/L	ND	ND	ND	ND	-	ND	ND	ND	ND	ND	ND	ND	ND	ND	N
2-Chloroethylvinyl Ether	µg/L	-	-	-	-	-	-	ND	ND	ND	ND	ND	ND	ND	ND	N
1,3-Dichlorobenzene	µg/L	-	-	-	-	-	-	ND	ND	ND	ND	ND	ND	ND	ND	N
1,2-Dichlorobenzene	µg/L	-	-	-	-	-	-	ND	ND	ND	ND	ND	ND	ND	ND	N
1,4-Dichlorobenzene	µg/L	-	-	-	-	-	-	ND	ND	ND	ND	ND	ND	ND	ND	N
1,2-Dichloroethene (total)	µg/L	ND	ND	ND	ND	-	ND	ND	ND	ND	ND	ND	ND	ND	ND	N
cis-1,2-Dichloroethene	µg/L	-	-	-	-	-	-	ND	ND	ND	ND	ND	ND	ND	ND	N
trans-1,2-Dichloroethene	µg/L	-	-	-	-	-	-	ND	ND	ND	ND	ND	ND	ND	ND	N
Trichlorofluoromethane	µg/L	-	-	-	-	-	-	ND	ND	ND	ND	ND	ND	ND	ND	N
Acetone	µg/L	ND	ND	ND	ND	-	ND	ND	ND	ND	ND	ND	ND	ND	ND	N
Carbon Disulfide	µg/L	ND	ND	ND	ND	-	ND	ND	ND	ND	ND	ND	ND	ND	ND	N
4-Methyl-2 Pentanone	µg/L	ND	ND	ND	ND	-	ND	ND	ND	ND	ND	ND	ND	ND	ND	N
2-Hexanone	µg/L	ND	ND	ND	ND	-	ND	ND	ND	ND	ND	ND	ND	ND	ND	N
Styrene	µg/L	ND	ND	ND	ND	-	ND	ND	ND	ND	ND	ND	ND	ND	ND	N
Xylenes (total)	µg/L	ND	ND	ND	ND	-	ND	ND	ND	ND	ND	ND	ND	ND	ND	N
Total Volatile Organics	µg/L	0	0	0	0	0	0	0	0	0	0	0	0	0	0	-

MW-40
Ash Landfill

Parameters	Source: Units	NET Jan 1990 1	NET Mar 1990 1	NET June 1990 2	NET Sept 1990 3	NET Dec 1990 4	NET Mar 1991 1	NET June 1991 2	NET Sept 1991 3	NET Dec 1991 4	NET Mar 1992 2	NET June 1992 3	NET Dec 1992 4	ES Jan 1993 1	ES Apr 1993 2	J
METALS																
Aluminum	mg/L	-	-	-	-	-	-	-	-	-	-	-	-	13.5	-	
Antimony	mg/L	-	-	-	-	-	-	-	-	-	-	-	-	ND	-	
Arsenic	mg/L	-	-	-	-	-	-	-	-	-	-	-	-	0.0021	-	
Barium	mg/L	-	-	-	-	-	-	-	-	-	-	-	-	0.153	-	
Beryllium	mg/L	-	-	-	-	-	-	-	-	-	-	-	-	0.00077	-	
Cadmium	mg/L	-	-	-	-	-	-	-	-	-	-	-	-	ND	-	
Calcium	mg/L	-	-	-	-	-	-	-	-	-	-	-	-	160	-	104
Chromium	mg/L	-	-	-	-	-	-	-	-	-	-	-	-	0.0347	-	
Cobalt	mg/L	-	-	-	-	-	-	-	-	-	-	-	-	0.0099	-	
Copper	mg/L	-	-	-	-	-	-	-	-	-	-	-	-	0.009	-	
Iron	mg/L	-	-	-	-	-	-	-	-	-	-	-	-	19.8	-	
Lead	mg/L	-	-	-	-	-	-	-	-	-	-	-	-	0.005	-	
Magnesium	mg/L	-	-	-	-	-	-	-	-	-	-	-	-	19	-	11
Manganese	mg/L	-	-	-	-	-	-	-	-	-	-	-	-	0.905	-	
Mercury	mg/L	-	-	-	-	-	-	-	-	-	-	-	-	0.00009	-	
Nickel	mg/L	-	-	-	-	-	-	-	-	-	-	-	-	0.0281	-	
Potassium	mg/L	-	-	-	-	-	-	-	-	-	-	-	-	4.54	-	
Selenium	mg/L	-	-	-	-	-	-	-	-	-	-	-	-	ND	-	
Silver	mg/L	-	-	-	-	-	-	-	-	-	-	-	-	ND	-	
Sodium	mg/L	-	-	-	-	-	-	-	-	-	-	-	-	23	-	15
Thallium	mg/L	-	-	-	-	-	-	-	-	-	-	-	-	ND	-	
Vanadium	mg/L	-	-	-	-	-	-	-	-	-	-	-	-	0.0184	-	
Zinc	mg/L	-	-	-	-	-	-	-	-	-	-	-	-	0.309	-	
Cyanide	mg/L	-	-	-	-	-	-	-	-	-	-	-	-	ND	-	
MISCELLANEOUS																
Ethene	mg/L	-	-	-	-	-	-	-	-	-	-	-	-	-	-	
Ethane	mg/L	-	-	-	-	-	-	-	-	-	-	-	-	-	-	
Methane	mg/L	-	-	-	-	-	-	-	-	-	-	-	-	-	-	
CO2	mg/L	-	-	-	-	-	-	-	-	-	-	-	-	-	-	
Ferrous Iron	mg/L	-	-	-	-	-	-	-	-	-	-	-	-	-	-	
Sulfide	mg/L	-	-	-	-	-	-	-	-	-	-	-	-	-	-	
DOC	mg C/L	-	-	-	-	-	-	-	-	-	-	-	-	-	-	
Redox Potential	mV	-	-	-	-	-	-	-	-	-	-	-	-	-	-	
Alkalinity (total)	mg CaCO3/L	-	-	-	-	-	-	-	-	-	-	-	-	-	-	
Total Organic Halogens/Halides (TOX)	mg/L	-	-	-	-	-	-	-	-	-	-	-	-	ND	ND	
Chloride	mg/L	-	-	-	-	-	-	-	-	-	-	-	-	5.9	4	
Conductivity (field)	µmhos/cm	-	-	-	-	-	-	-	-	-	-	-	-	435	390	
Conductivity (lab)	µmhos/cm	-	-	-	-	-	-	-	-	-	-	-	-	643	610	
Nitrite Nitrogen	mg/L	-	-	-	-	-	-	-	-	-	-	-	-	0.004	-	
Nitrate/Nitrite Nitrogen	mg/L	-	-	-	-	-	-	-	-	-	-	-	-	0.11	ND	
Nitrate as N - Calculation	mg/L	-	-	-	-	-	-	-	-	-	-	-	-	0.106	-	
pH (Lab)	std. units	-	-	-	-	-	-	-	-	-	-	-	-	7.49	7.29	
pH (field)	std. units	-	-	-	-	-	-	-	-	-	-	-	-	6.82	7.24	
Sulfate	mg/L	-	-	-	-	-	-	-	-	-	-	-	-	93	95	
Total Organic Carbon (TOC)	mg/L	-	-	-	-	-	-	-	-	-	-	-	-	1.3	ND	
Temperature (field)	Celcius	-	-	-	-	-	-	-	-	-	-	-	-	7.3	6.00	
Turbidity	NTUs	-	-	-	-	-	-	-	-	-	-	-	-	150	6.20	

MW-40
Ash Landfill

Parameters	Source: Units	PES Nov 1993 4	PES Jan 1994 1	PES July 1994 2	PES Sept 1994 3	PES Dec 1994 4	PES Mar 1995 1	PES June 1995 2	PES Sept 1995 3	PES Jan 1996 4	PES Mar 1996 1	PES June 1996 2	PES Sept 1996 3	PES Dec 1996 4	PES Mar 1997 1	PE June 199
METALS																
Aluminum	mg/L	-	-	-	-	-	-	-	-	-	-	-	-	-	-	
Antimony	mg/L	-	-	-	-	-	-	-	-	-	-	-	-	-	-	
Arsenic	mg/L	-	-	-	-	-	-	-	-	-	-	-	-	-	-	
Barium	mg/L	-	-	-	-	-	-	-	-	-	-	-	-	-	-	
Beryllium	mg/L	-	-	-	-	-	-	-	-	-	-	-	-	-	-	
Cadmium	mg/L	-	-	-	-	-	-	-	-	-	-	-	-	-	-	
Calcium	mg/L	-	-	-	-	-	-	-	-	-	-	-	-	-	-	
Chromium	mg/L	-	-	-	-	-	-	-	-	-	-	-	-	-	-	
Cobalt	mg/L	-	-	-	-	-	-	-	-	-	-	-	-	-	-	
Copper	mg/L	-	-	-	-	-	-	-	-	-	-	-	-	-	-	
Iron	mg/L	-	-	-	-	-	-	-	-	-	-	-	-	-	-	
Lead	mg/L	-	-	-	-	-	-	-	-	-	-	-	-	-	-	
Magnesium	mg/L	-	-	-	-	-	-	-	-	-	-	-	-	-	-	
Manganese	mg/L	-	-	-	-	-	-	-	-	-	-	-	-	-	-	
Mercury	mg/L	-	-	-	-	-	-	-	-	-	-	-	-	-	-	
Nickel	mg/L	-	-	-	-	-	-	-	-	-	-	-	-	-	-	
Potassium	mg/L	-	-	-	-	-	-	-	-	-	-	-	-	-	-	
Selenium	mg/L	-	-	-	-	-	-	-	-	-	-	-	-	-	-	
Silver	mg/L	-	-	-	-	-	-	-	-	-	-	-	-	-	-	
Sodium	mg/L	-	-	-	-	-	-	-	-	-	-	-	-	-	-	
Thallium	mg/L	-	-	-	-	-	-	-	-	-	-	-	-	-	-	
Vanadium	mg/L	-	-	-	-	-	-	-	-	-	-	-	-	-	-	
Zinc	mg/L	-	-	-	-	-	-	-	-	-	-	-	-	-	-	
Cyanide	mg/L	-	-	-	-	-	-	-	-	-	-	-	-	-	-	
MISCELLANEOUS																
Ethene	mg/L	-	-	-	-	-	-	ND	-	-	-	-	-	ND	ND	N
Ethane	mg/L	-	-	-	-	-	-	ND	-	-	-	-	-	ND	ND	N
Methane	mg/L	-	-	-	-	-	-	ND	-	-	-	-	-	0.0033	ND	N
CO2	mg/L	-	-	-	-	-	-	221	-	-	-	-	-	-	-	
Ferrous Iron	mg/L	-	-	-	-	-	-	ND	-	-	-	-	-	0.01	0.14	0.2
Sulfide	mg/L	-	-	-	-	-	-	ND	-	-	-	-	-	-	-	
DOC	mg C/L	-	-	-	-	-	-	1.4	-	-	-	-	-	0.9	1.1	1.
Redox Potential	mV	-	-	-	-	-	-	362.3	-	-	-	-	-	309	304	31
Alkalinity (total)	mg CaCO3/L	-	-	-	-	-	-	217	-	-	-	-	-	249	236	24
Total Organic Halogens/Halides (TOX)	mg/L	ND	ND	-	-	-	-	-	-	-	-	-	-	-	-	
Chloride	mg/L	6	5	-	-	-	-	12.5	-	-	-	-	-	7.7	7.6	8.
Conductivity (field)	µmhos/cm	-	-	-	-	-	-	-	-	-	-	-	-	566	525	56
Conductivity (lab)	µmhos/cm	560	590	-	-	-	-	486	-	-	-	-	-	-	-	
Nitrite Nitrogen	mg/L	-	-	-	-	-	-	-	-	-	-	-	-	-	-	
Nitrate/Nitrite Nitrogen	mg/L	0.13	0.15	-	-	-	-	0.13	-	-	-	-	-	0.05	0.05	0.0
Nitrate as N - Calculation	mg/L	-	-	-	-	-	-	-	-	-	-	-	-	-	-	
pH (Lab)	std. units	7.43	7.41	-	-	-	-	7.41	-	-	-	-	-	-	-	
pH (field)	std. units	-	-	-	-	-	-	-	-	-	-	-	-	7.12	7.16	
Sulfate	mg/L	59	75	-	-	-	-	56.7	-	-	-	-	-	56	57.2	59.
Total Organic Carbon (TOC)	mg/L	ND	ND	-	-	-	-	-	-	-	-	-	-	-	-	
Temperature (field)	Celcius	-	-	-	-	-	-	-	-	-	-	-	-	-	-	
Turbidity	NTUs	-	-	-	-	-	-	-	-	-	-	-	-	-	-	
		-	-	-	-	-	-	-	-	-	-	-	-	-	-	

MW-44
Ash Landfill

Parameters	Source: Units	PES Jul 1993 Phase II RI	PES Nov 1993 Phase IIA RI	PES Dec 1996 4	PES Mar 1997 1	PES June 1997 2	PES Mar 1998 1
VOLATILE ORGANICS		NYSCLP	NYSCLP	NYSCLP	NYSCLP	NYSCLP	NYSCLP
Chloromethane	µg/L	ND	ND	ND	ND	ND	ND
Bromomethane	µg/L	ND	ND	ND	ND	ND	ND
Vinyl Chloride	µg/L	22000	23000	240	180	170	71
Chloroethane	µg/L	ND	ND	ND	ND	ND	ND
Methylene Chloride	µg/L	ND	ND	ND	ND	ND	ND
1,1-Dichloroethene	µg/L	200	ND	ND	ND	ND	ND
1,1-Dichloroethane	µg/L	160	ND	ND	ND	ND	4
Chloroform	µg/L	ND	ND	ND	ND	ND	ND
1,2-Dichloroethane	µg/L	ND	ND	ND	ND	ND	ND
1,1,1-Trichloroethane	µg/L	ND	ND	4	ND	130	ND
Carbon Tetrachloride	µg/L	ND	ND	ND	ND	ND	ND
Bromodichloromethane	µg/L	ND	ND	ND	ND	ND	ND
1,2-Dichloropropane	µg/L	ND	ND	ND	ND	ND	ND
cis-1,3-Dirchloropropene	µg/L	ND	ND	ND	ND	ND	ND
Trichloroethene	µg/L	37000	51000	20	20	20	13
Dibromochloromethane	µg/L	ND	ND	ND	ND	ND	ND
1,1,2-Trichloroethane	µg/L	ND	ND	ND	ND	ND	ND
Benzene	µg/L	170	ND	ND	ND	ND	ND
trans-1,3-Dichloropropene	µg/L	ND	ND	ND	ND	ND	0.79
Bromoform	µg/L	ND	ND	ND	ND	ND	ND
Tetrachloroethene	µg/L	ND	ND	ND	ND	ND	ND
1,1,2,2-Tetrachloroethane	µg/L	ND	ND	ND	ND	ND	ND
Toluene	µg/L	880	ND	ND	ND	ND	ND
Chlorobenzene	µg/L	ND	ND	ND	ND	ND	ND
Ethylbenzene	µg/L	130	ND	ND	ND	ND	ND
2-Chloroethylvinyl Ether	µg/L	-	-	ND	ND	ND	ND
1,3-Dichlorobenzene	µg/L	ND	ND	ND	ND	ND	ND
1,2-Dichlorobenzene	µg/L	ND	ND	ND	ND	ND	ND
1,4-Dichlorobenzene	µg/L	ND	ND	ND	-	ND	ND
1,2-Dichloroethene (total)	µg/L	73000	13000	560	680	610	360
Trichlorofluoromethane	µg/L	ND	ND	ND	ND	ND	ND
Acetone	µg/L	ND	ND	ND	ND	ND	ND
Carbon Disulfide	µg/L	ND	ND	ND	ND	ND	ND
4-Methyl-2 Pentanone	µg/L	ND	ND	ND	ND	ND	ND
2-Hexanone	µg/L	ND	ND	ND	ND	ND	ND
Styrene	µg/L	ND	ND	ND	ND	ND	ND
Xylene (total)	µg/L	590	ND	ND	ND	ND	ND
Total Volatile Organics	µg/L	134130	204000	824	880	930	448.79

MW-44
Ash Landfill

Parameters	Source: Units	PES Jul 1993 Phase II RI	PES Nov 1993 Phase IIA RI	PES Dec 1996 4	PES Mar 1997 1	PES June 1997 2	PES Mar 1998 1
METALS							
Aluminum	mg/L	12300	-	-	-	-	51.8
Antimony	mg/L	ND	-	-	-	-	ND
Arsenic	mg/L	7.8	-	-	-	-	5.8
Barium	mg/L	317	-	-	-	-	58.8
Beryllium	mg/L	1.5	-	-	-	-	0.37
Cadmium	mg/L	ND	-	ND	ND	ND	ND
Calcium	mg/L	370000	-	-	-	-	449000
Chromium	mg/L	18.2	-	ND	ND	ND	11.5
Cobalt	mg/L	22.5	-	-	-	-	ND
Copper	mg/L	12.9	-	-	-	-	11.3
Iron	mg/L	18500	-	-	-	-	462
Lead	mg/L	147	-	ND	ND	ND	ND
Magnesium	mg/L	41100	-	-	-	-	104000
Manganese	mg/L	7120	-	626	705	1130	491
Mercury	mg/L	0.38	-	-	-	-	ND
Nickel	mg/L	30.5	-	ND	ND	1.9	ND
Potassium	mg/L	6680	-	-	-	-	328000
Selenium	mg/L	10	-	-	-	-	4.9
Silver	mg/L	ND	-	-	-	-	3.6
Sodium	mg/L	37600	-	-	-	-	89200
Thallium	mg/L	ND	-	-	-	-	ND
Vanadium	mg/L	13.3	-	-	-	-	7.6
Zinc	mg/L	117	-	-	-	-	7.2
Cyanide	mg/L	4.3	-	-	-	-	ND
MISCELLANEOUS							
Ethene	mg/L	-	-	ND	ND	ND	ND
Ethane	mg/L	-	-	ND	ND	ND	ND
Methane	mg/L	-	-	0.172	0.018	0.055	0.0034
CO2	mg/L	-	-	-	-	-	-
Ferrous Iron	mg/L	-	-	0.62	0.14	2.13	0.02
Sulfide	mg/L	-	-	-	-	-	-
DOC	mg C/L	-	-	6.7	6.6	10.1	7.3
Redox Potential	mV	-	-	191	271	169	400
Alkalinity (total)	mg CaCO3/L	-	-	248	228	160	202
Total Organic Halogens/Halides (TOX)	mg/L	-	-	-	-	-	-
Chloride	mg/L	-	-	253	328	514	414
Conductivity (field)	µmhos/cm	-	-	1770	2080	2790	2700
Conductivity (lab)	µmhos/cm	-	-	-	-	-	-
Nitrite Nitrogen	mg/L	-	-	-	-	-	-
Nitrate/Nitrite Nitrogen	mg/L	-	-	0.01	0.02	0.02	0.09
Nitrate as N - Calculation	mg/L	-	-	-	-	-	-
pH (Lab)	std. units	-	-	-	-	-	-
pH (field)	std. units	-	-	7.06	6.93	7.11	6.95
Sulfate	mg/L	-	-	426	546	943	841
Total Organic Carbon (TOC)	mg/L	-	-	-	-	3	-
Temperature (field)	Celcius	-	-	-	-	-	-
Nephelometric Turbidity Units	NTUs	-	-	-	-	-	-
		-	-	-	-	-	-

MW-45
Ash Landfill

Parameters	Source: Units	PES Jul 1993 Phase II RI	PES Nov 1993 Phase IIA RI	PES Jan 1996 4	PES Mar 1996 1	PES June 1996 2	PES Dec 1996 4	PES Mar 1997 1	PES June 1997 2	PES Mar 1998 1
VOLATILE ORGANICS		**NYSCLP**	**524.2**	**524.2**	**524.2**	**524.2**	**524.2**	**524.2**	**524.2**	**524.2**
Chloromethane	µg/L	ND	ND	ND	ND	ND	ND	ND	ND	ND
Bromomethane	µg/L	ND	ND	ND	ND	ND	ND	ND	ND	ND
Vinyl Chloride	µg/L	ND	ND	ND	ND	ND	ND	ND	ND	ND
Chloroethane	µg/L	ND	ND	ND	ND	ND	ND	ND	ND	ND
Methylene Chloride	µg/L	ND	ND	ND	ND	ND	ND	ND	ND	ND
1,1-Dichloroethene	µg/L	ND	ND	ND	ND	ND	ND	ND	ND	ND
1,1-Dichloroethane	µg/L	ND	ND	ND	ND	ND	ND	ND	ND	ND
Chloroform	µg/L	ND	ND	ND	ND	ND	ND	ND	ND	ND
1,2-Dichloroethane	µg/L	ND	ND	ND	ND	ND	ND	ND	ND	ND
1,1,1-Trichloroethane	µg/L	ND	ND	ND	ND	ND	ND	ND	ND	ND
Carbon Tetrachloride	µg/L	ND	ND	ND	ND	ND	ND	ND	ND	ND
Bromodichloromethane	µg/L	ND	ND	ND	ND	ND	ND	ND	ND	ND
1,2-Dichloropropane	µg/L	ND	ND	ND	ND	ND	ND	ND	ND	ND
cis-1,3-Dirchloropropene	µg/L	ND	ND	ND	ND	ND	ND	ND	ND	ND
Trichloroethene	µg/L	ND	0.5	ND	ND	ND	ND	ND	ND	ND
Dibromochloromethane	µg/L	ND	ND	ND	ND	ND	ND	ND	ND	ND
1,1,2-Trichloroethane	µg/L	ND	ND	ND	ND	ND	ND	ND	ND	ND
Benzene	µg/L	ND	ND	ND	ND	ND	ND	ND	ND	ND
trans-1,3-Dichloropropene	µg/L	ND	ND	ND	ND	ND	ND	ND	ND	0.79
Bromoform	µg/L	ND	ND	ND	ND	ND	ND	ND	ND	ND
Tetrachloroethene	µg/L	ND	ND	ND	ND	ND	ND	ND	ND	ND
1,1,2,2-Tetrachloroethane	µg/L	ND	ND	ND	ND	ND	ND	ND	ND	ND
Toluene	µg/L	ND	ND	ND	ND	ND	ND	ND	ND	ND
Chlorobenzene	µg/L	ND	ND	ND	ND	ND	ND	ND	ND	ND
Ethylbenzene	µg/L	ND	ND	ND	ND	ND	ND	ND	ND	ND
2-Chloroethylvinyl Ether	µg/L	-	-	-	ND	ND	ND	ND	ND	ND
1,3-Dichlorobenzene	µg/L	ND	ND	ND	ND	ND	ND	ND	ND	ND
1,2-Dichlorobenzene	µg/L	ND	ND	ND	ND	ND	ND	ND	ND	ND
1,4-Dichlorobenzene	µg/L	ND	ND	ND	ND	ND	ND	-	ND	ND
1,2-Dichloroethene (total)	µg/L	ND	ND	ND	ND	ND	ND	ND	ND	ND
cis-1,2-Dichloroethene	µg/L	ND	ND	ND	ND	ND	ND	ND	ND	ND
trans-1,2-Dichloroethene	µg/L	ND	ND	ND	ND	ND	ND	ND	ND	ND
Trichlorofluoromethane	µg/L	ND	ND	ND	ND	ND	ND	ND	ND	ND
Acetone	µg/L	ND	ND	ND	ND	ND	ND	ND	ND	ND
Carbon Disulfide	µg/L	ND	ND	ND	ND	ND	ND	ND	ND	ND
4-Methyl-2 Pentanone	µg/L	ND	ND	ND	ND	ND	ND	ND	ND	ND
2-Hexanone	µg/L	ND	ND	ND	ND	ND	ND	ND	ND	ND
Styrene	µg/L	ND	ND	ND	ND	ND	ND	ND	ND	ND
Xylene (total)	µg/L	ND	ND	ND	ND	ND	ND	ND	ND	ND
Total Volatile Organics	µg/L	0	0.5	0	0	0	0	0	0	0.79

MW-45
Ash Landfill

Parameters	Source: Units	PES Jul 1993 Phase II RI	PES Nov 1993 Phase IIA RI	PES Jan 1996 4	PES Mar 1996 1	PES June 1996 2	PES Dec 1996 4	PES Mar 1997 1	PES June 1997 2	PES Mar 1998 1
METALS										
Aluminum	mg/L	21300	-	-	-	-	-	-	-	81.2
Antimony	mg/L	ND	-	-	-	-	-	-	-	ND
Arsenic	mg/L	2.7	-	-	-	-	-	-	-	ND
Barium	mg/L	243	-	-	-	-	-	-	-	42.9
Beryllium	mg/L	1.6	-	-	-	-	-	-	-	ND
Cadmium	mg/L	ND	-	-	-	-	ND	ND	ND	ND
Calcium	mg/L	181000	-	-	-	-	-	-	-	104000
Chromium	mg/L	29.1	-	-	-	-	ND	ND	ND	ND
Cobalt	mg/L	28.3	-	-	-	-	-	-	-	ND
Copper	mg/L	8.7	-	-	-	-	-	-	-	ND
Iron	mg/L	30100	-	-	-	-	-	-	-	166
Lead	mg/L	5.8	-	-	-	-	ND	ND	ND	ND
Magnesium	mg/L	22100	-	-	-	-	-	-	-	12300
Manganese	mg/L	1010	-	-	-	-	24.7	19.6	25	ND
Mercury	mg/L	0.18	-	-	-	-	-	-	-	ND
Nickel	mg/L	45.3	-	-	-	-	ND	ND	ND	ND
Potassium	mg/L	6220	-	-	-	-	-	-	-	721
Selenium	mg/L	0.99	-	-	-	-	-	-	-	ND
Silver	mg/L	ND	-	-	-	-	-	-	-	ND
Sodium	mg/L	8420	-	-	-	-	-	-	-	10400
Thallium	mg/L	ND	-	-	-	-	-	-	-	ND
Vanadium	mg/L	26.2	-	-	-	-	-	-	-	ND
Zinc	mg/L	116	-	-	-	-	-	-	-	6.1
Cyanide	mg/L	1.3	-	-	-	-	-	-	-	ND
MISCELLANEOUS										
Ethene	mg/L	-	-	-	-	-	ND	ND	ND	ND
Ethane	mg/L	-	-	-	-	-	ND	ND	ND	ND
Methane	mg/L	-	-	-	-	-	0.0016	ND	0.0027	ND
CO2	mg/L	-	-	-	-	-	-	-	-	-
Ferrous Iron	mg/L	-	-	-	-	-	ND	0.02	0.27	0.04
Sulfide	mg/L	-	-	-	-	-	-	-	-	-
DOC	mg C/L	-	-	-	-	-	1.7	1.7	2.2	1.7
Redox Potential	mV	-	-	-	-	-	234	265	240	423
Alkalinity (total)	mg CaCO3/L	-	-	-	-	-	250	294	336	264
Total Organic Halogens/Halides (TOX)	mg/L	-	-	-	-	-	-	-	-	-
Chloride	mg/L	-	-	-	-	-	13.3	12.6	12	11.3
Conductivity (field)	µmhos/cm	-	-	-	-	-	547	592	617	516
Conductivity (lab)	µmhos/cm	-	-	-	-	-	-	-	-	-
Nitrite Nitrogen	mg/L	-	-	-	-	-	-	-	-	-
Nitrate/Nitrite Nitrogen	mg/L	-	-	-	-	-	0.04	0.01	0.03	0.03
Nitrate as N - Calculation	mg/L	-	-	-	-	-	-	-	-	-
pH (Lab)	std. units	-	-	-	-	-	-	-	-	-
pH (field)	std. units	-	-	-	-	-	6.79	6.8	6.94	6.69
Sulfate	mg/L	-	-	-	-	-	32.4	28.9	28.1	39.4
Total Organic Carbon (TOC)	mg/L	-	-	-	-	-	-	-	-	-
Temperature (field)	Celcius	-	-	-	-	-	-	-	-	-
Nephelometric Turbidity Units	NTUs	-	-	-	-	-	-	-	-	-
		-	-	-	-	-	-	-	-	-

MW-46
Ash Landfill

Parameters	Source: Units	PES Jul 1993	PES Nov 1993	PES Dec 1996	PES Mar 1997	PES June 1997	PES Mar 1998
		Phase II RI	Phase IIA RI	4	1	2	1
VOLATILE ORGANICS		**NYSCLP**	**NYSCLP**	**NYSCLP**	**NYSCLP**	**NYSCLP**	**NYSCLP**
Chloromethane	µg/L	ND	ND	ND	ND	ND	ND
Bromomethane	µg/L	ND	ND	ND	ND	ND	ND
Vinyl Chloride	µg/L	ND	ND	ND	ND	ND	0.3
Chloroethane	µg/L	ND	ND	ND	ND	ND	ND
Methylene Chloride	µg/L	ND	ND	ND	ND	ND	ND
1,1-Dichloroethene	µg/L	ND	ND	ND	ND	ND	ND
1,1-Dichloroethane	µg/L	ND	ND	ND	ND	ND	ND
Chloroform	µg/L	ND	ND	ND	ND	ND	ND
1,2-Dichloroethane	µg/L	ND	ND	ND	ND	ND	ND
1,1,1-Trichloroethane	µg/L	ND	ND	ND	ND	ND	ND
Carbon Tetrachloride	µg/L	ND	ND	ND	ND	ND	ND
Bromodichloromethane	µg/L	ND	ND	ND	ND	ND	ND
1,2-Dichloropropane	µg/L	ND	ND	ND	ND	ND	ND
cis-1,3-Dirchloropropene	µg/L	ND	ND	ND	ND	ND	ND
Trichloroethene	µg/L	47	120	25	22	26	34
Dibromochloromethane	µg/L	ND	ND	ND	ND	ND	ND
1,1,2-Trichloroethane	µg/L	ND	ND	ND	ND	ND	ND
Benzene	µg/L	ND	ND	ND	ND	ND	ND
trans-1,3-Dichloropropene	µg/L	ND	ND	ND	ND	ND	ND
Bromoform	µg/L	ND	ND	ND	ND	ND	ND
Tetrachloroethene	µg/L	ND	1	ND	ND	ND	ND
1,1,2,2-Tetrachloroethane	µg/L	ND	ND	ND	ND	ND	ND
Toluene	µg/L	ND	ND	ND	ND	ND	0.2
Chlorobenzene	µg/L	ND	ND	ND	ND	ND	ND
Ethylbenzene	µg/L	ND	ND	ND	ND	ND	ND
2-Chloroethylvinyl Ether	µg/L	-	-	-	-	-	-
1,3-Dichlorobenzene	µg/L	ND	ND	ND	ND	ND	ND
1,2-Dichlorobenzene	µg/L	ND	ND	ND	ND	ND	ND
1,4-Dichlorobenzene	µg/L	ND	ND	ND	ND	ND	ND
1,2-Dichloroethene (total)	µg/L	120	82	84	65	140	65
cis-1,2-Dichloroethene	µg/L	-	-	-	-	-	-
trans-1,2-Dichloroethene	µg/L	-	-	-	-	-	-
Trichlorofluoromethane	µg/L	ND	ND	ND	ND	ND	ND
Acetone	µg/L	ND	ND	ND	ND	ND	ND
Carbon Disulfide	µg/L	ND	ND	ND	ND	ND	ND
4-Methyl-2 Pentanone	µg/L	ND	ND	ND	ND	ND	ND
2-Hexanone	µg/L	ND	ND	ND	ND	ND	ND
Styrene	µg/L	ND	ND	ND	ND	ND	ND
Xylene (total)	µg/L	ND	ND	ND	ND	ND	ND
Total Volatile Organics	µg/L	167	203	109	87	166	99.5

MW-46
Ash Landfill

Parameters	Source: Units	PES Jul 1993	PES Nov 1993	PES Dec 1996	PES Mar 1997	PES June 1997	PES Mar 1998
		Phase II RI	Phase IIA RI	4	1	2	1
METALS							
Aluminum	mg/L	17900	-	-	-	-	104
Antimony	mg/L	49.6	-	-	-	-	ND
Arsenic	mg/L	1.7	-	-	-	-	ND
Barium	mg/L	214	-	-	-	-	57
Beryllium	mg/L	ND	-	-	-	-	ND
Cadmium	mg/L	ND	-	-	-	-	ND
Calcium	mg/L	153000	-	-	-	-	155000
Chromium	mg/L	27.5	-	-	-	-	3.3
Cobalt	mg/L	11.2	-	-	-	-	ND
Copper	mg/L	18	-	-	-	-	4.7
Iron	mg/L	23400	-	-	-	-	284
Lead	mg/L	8.3	-	-	-	-	ND
Magnesium	mg/L	18700	-	-	-	-	19000
Manganese	mg/L	614	-	-	-	-	23.2
Mercury	mg/L	0.09	-	-	-	-	ND
Nickel	mg/L	30	-	-	-	-	ND
Potassium	mg/L	4730	-	-	-	-	1000
Selenium	mg/L	1.5	-	-	-	-	ND
Silver	mg/L	ND	-	-	-	-	ND
Sodium	mg/L	11000	-	-	-	-	13800
Thallium	mg/L	ND	-	-	-	-	ND
Vanadium	mg/L	27.3	-	-	-	-	ND
Zinc	mg/L	59.2	-	-	-	-	4.6
Cyanide	mg/L	4.4	-	-	-	-	ND
MISCELLANEOUS							
Ethene	mg/L	-	-	ND	ND	ND	ND
Ethane	mg/L	-	-	ND	ND	ND	ND
Methane	mg/L	-	-	0.0072	0.009	0.045	0.0047
CO2	mg/L	-	-	-	-	-	-
Ferrous Iron	mg/L	-	-	0.01	0.04	0.3	0.05
Sulfide	mg/L	-	-	-	-	-	-
DOC	mg C/L	-	-	2	1.9	2.6	2.6
Redox Potential	mV	-	-	303	254	228	196
Alkalinity (total)	mg CaCO3/L	-	-	346	336	332	276
Total Organic Halogens/Halides (TOX)	mg/L	-	-	-	-	-	-
Chloride	mg/L	-	-	22	21.3	22.1	31.7
Conductivity (field)	µmhos/cm	-	-	760	758	720	748
Conductivity (lab)	µmhos/cm	-	-	-	-	-	-
Nitrite Nitrogen	mg/L	-	-	-	-	-	-
Nitrate/Nitrite Nitrogen	mg/L	-	-	0.01	0.01	0.02	<0.01
Nitrate as N - Calculation	mg/L	-	-	-	-	-	-
pH (Lab)	std. units	-	-	-	-	-	-
pH (field)	std. units	-	-	6.71	6.69	6.79	6.66
Sulfate	mg/L	-	-	77.4	79.1	66.8	144
Total Organic Carbon (TOC)	mg/L	-	-	-	-	-	-
Temperature (field)	Celcius	-	-	-	-	-	-
Nephelometric Turbidity Units	NTUs	-	-	-	-	-	-
		-	-	-	-	-	-

MW-47
Ash Landfill

Parameters	Source: Units	PES Jul 1993 Phase II RI	PES Nov 1993 Phase IIA RI	PES Jan 1996 4	PES Mar 1996 1	PES June 1996 2	PES Sept 1996 2	PES Dec 1996 4	PES Mar 1997 1	PES June 1997 2	PES Mar 1998 1
VOLATILE ORGANICS		NYSCLP	524.2	524.2	524.2	524.2	524.2	524.2	524.2	524.2	524.2
Chloromethane	µg/L	ND	ND	ND	ND	ND	ND	ND	ND	ND	ND
Bromomethane	µg/L	ND	ND	ND	ND	ND	ND	ND	ND	ND	ND
Vinyl Chloride	µg/L	ND	ND	ND	ND	ND	ND	ND	ND	ND	ND
Chloroethane	µg/L	ND	ND	ND	ND	ND	ND	ND	ND	ND	ND
Methylene Chloride	µg/L	ND	ND	ND	ND	ND	ND	ND	ND	ND	ND
1,1-Dichloroethene	µg/L	ND	ND	ND	ND	ND	ND	ND	ND	ND	ND
1,1-Dichloroethane	µg/L	ND	ND	ND	ND	ND	ND	ND	ND	ND	ND
Chloroform	µg/L	ND	ND	ND	ND	ND	ND	ND	ND	ND	ND
1,2-Dichloroethane	µg/L	ND	ND	ND	ND	ND	ND	ND	ND	ND	ND
1,1,1-Trichloroethane	µg/L	ND	ND	ND	ND	ND	ND	ND	ND	ND	ND
Carbon Tetrachloride	µg/L	ND	ND	ND	ND	ND	ND	ND	ND	ND	ND
Bromodichloromethane	µg/L	ND	ND	ND	ND	ND	ND	ND	ND	ND	ND
1,2-Dichloropropane	µg/L	ND	ND	ND	ND	ND	ND	ND	ND	ND	ND
cis-1,3-Dirchloropropene	µg/L	ND	ND	ND	ND	ND	ND	ND	ND	ND	ND
Trichloroethene	µg/L	ND	ND	ND	ND	ND	ND	ND	ND	ND	ND
Dibromochloromethane	µg/L	ND	ND	ND	ND	ND	ND	ND	ND	ND	ND
1,1,2-Trichloroethane	µg/L	ND	ND	ND	ND	ND	ND	ND	ND	ND	ND
Benzene	µg/L	ND	ND	ND	ND	ND	ND	ND	ND	ND	ND
trans-1,3-Dichloropropene	µg/L	ND	ND	ND	ND	ND	ND	ND	ND	ND	0.70
Bromoform	µg/L	ND	ND	ND	ND	ND	ND	ND	ND	ND	ND
Tetrachloroethene	µg/L	ND	ND	ND	ND	ND	ND	ND	ND	ND	ND
1,1,2,2-Tetrachloroethane	µg/L	ND	ND	ND	ND	ND	ND	ND	ND	ND	ND
Toluene	µg/L	ND	ND	ND	0.40	ND	ND	ND	ND	ND	ND
Chlorobenzene	µg/L	ND	ND	ND	ND	ND	ND	ND	ND	ND	ND
Ethylbenzene	µg/L	ND	ND	ND	ND	ND	ND	ND	ND	ND	ND
2-Chloroethylvinyl Ether	µg/L	-	-	-	ND	ND	ND	ND	ND	ND	ND
1,3-Dichlorobenzene	µg/L	ND	ND	ND	ND	ND	ND	ND	ND	ND	ND
1,2-Dichlorobenzene	µg/L	ND	ND	ND	ND	ND	ND	ND	ND	ND	ND
1,4-Dichlorobenzene	µg/L	ND	ND	ND	ND	ND	ND	ND	-	ND	ND
1,2-Dichloroethene (total)	µg/L	ND	ND	ND	ND	ND	ND	ND	ND	ND	ND
cis-1,2-Dichloroethene	µg/L	ND	ND	ND	ND	ND	ND	ND	ND	ND	ND
trans-1,2-Dichloroethene	µg/L	ND	ND	ND	ND	ND	ND	ND	ND	ND	ND
Trichlorofluoromethane	µg/L	ND	ND	ND	ND	ND	ND	ND	ND	ND	ND
Acetone	µg/L	ND	ND	ND	ND	ND	2	ND	ND	ND	ND
Carbon Disulfide	µg/L	ND	ND	ND	ND	ND	ND	ND	ND	ND	ND
4-Methyl-2 Pentanone	µg/L	ND	ND	ND	ND	ND	ND	ND	ND	ND	ND
2-Hexanone	µg/L	ND	ND	ND	ND	ND	ND	ND	ND	ND	ND
Styrene	µg/L	ND	ND	ND	ND	ND	ND	ND	ND	ND	ND
Xylene (total)	µg/L	ND	ND	ND	ND	ND	ND	ND	ND	ND	ND
Total Volatile Organics	µg/L	0	0	0	0.40	0	2	0	0	0	0.70

MW-47
Ash Landfill

Parameters	Source: Units	PES Jul 1993 Phase II RI	PES Nov 1993 Phase IIA RI	PES Jan 1996 4	PES Mar 1996 1	PES June 1996 2	PES Sept 1996 2	PES Dec 1996 4	PES Mar 1997 1	PES June 1997 2	PES Mar 1998 1
METALS											
Aluminum	mg/L	17900	-	-	-	-	-	-	-	-	244
Antimony	mg/L	49.6	-	-	-	-	-	-	-	-	ND
Arsenic	mg/L	1.7	-	-	-	-	-	-	-	-	ND
Barium	mg/L	214	-	-	-	-	-	-	-	-	38.4
Beryllium	mg/L	ND	-	-	-	-	-	-	-	-	ND
Cadmium	mg/L	ND	-	-	-	-	-	-	-	-	ND
Calcium	mg/L	153000	-	-	-	-	-	-	-	-	101000
Chromium	mg/L	27.5	-	-	-	-	-	-	-	-	5.2
Cobalt	mg/L	11.2	-	-	-	-	-	-	-	-	ND
Copper	mg/L	18	-	-	-	-	-	-	-	-	6.8
Iron	mg/L	23400	-	-	-	-	-	-	-	-	527
Lead	mg/L	8.3	-	-	-	-	-	-	-	-	ND
Magnesium	mg/L	18700	-	-	-	-	-	-	-	-	11600
Manganese	mg/L	614	-	-	-	-	-	-	-	-	14.7
Mercury	mg/L	0.09	-	-	-	-	-	-	-	-	ND
Nickel	mg/L	30	-	-	-	-	-	-	-	-	ND
Potassium	mg/L	4730	-	-	-	-	-	-	-	-	940
Selenium	mg/L	1.5	-	-	-	-	-	-	-	-	5.4
Silver	mg/L	ND	-	-	-	-	-	-	-	-	3.1
Sodium	mg/L	11000	-	-	-	-	-	-	-	-	12800
Thallium	mg/L	ND	-	-	-	-	-	-	-	-	ND
Vanadium	mg/L	27.3	-	-	-	-	-	-	-	-	5.5
Zinc	mg/L	59.2	-	-	-	-	-	-	-	-	4.2
Cyanide	mg/L	4.4	-	-	-	-	-	-	-	-	ND
MISCELLANEOUS											
Ethene	mg/L	-	-	-	-	-	-	ND	ND	ND	ND
Ethane	mg/L	-	-	-	-	-	-	ND	ND	ND	ND
Methane	mg/L	-	-	-	-	-	-	0.0021	ND	ND	ND
CO2	mg/L	-	-	-	-	-	-	-	-	-	-
Ferrous Iron	mg/L	-	-	-	-	-	-	0.03	0.07	0.3	0.04
Sulfide	mg/L	-	-	-	-	-	-	-	-	-	-
DOC	mg C/L	-	-	-	-	-	-	1.5	1.7	1.8	1.9
Redox Potential	mV	-	-	-	-	-	-	325	295	303	318
Alkalinity (total)	mg CaCO3/L	-	-	-	-	-	-	276	264	288	230
Total Organic Halogens/Halides (TOX)	mg/L	-	-	-	-	-	-	-	-	-	-
Chloride	mg/L	-	-	-	-	-	-	17.5	17.4	19	18.4
Conductivity (field)	µmhos/cm	-	-	-	-	-	-	547	604	649	526
Conductivity (lab)	µmhos/cm	-	-	-	-	-	-	-	-	-	-
Nitrite Nitrogen	mg/L	-	-	-	-	-	-	-	-	-	-
Nitrate/Nitrite Nitrogen	mg/L	-	-	-	-	-	-	0.57	0.88	0.57	0.49
Nitrate as N - Calculation	mg/L	-	-	-	-	-	-	-	-	-	-
pH (Lab)	std. units	-	-	-	-	-	-	-	-	-	-
pH (field)	std. units	-	-	-	-	-	-	6.72	6.75	6.86	6.75
Sulfate	mg/L	-	-	-	-	-	-	44.1	48.7	54.2	49
Total Organic Carbon (TOC)	mg/L	-	-	-	-	-	-	-	-	-	-
Temperature (field)	Celcius	-	-	-	-	-	-	-	-	-	-
Nephelometric Turbidity Units	NTUs	-	-	-	-	-	-	-	-	-	-
		-	-	-	-	-	-	-	-	-	-

MW-48
Ash Landfill

Parameters	Source: Units	PES Jul 1993 Phase II RI	PES Nov 1993 Phase IIA RI	PES Jan 1996 4	PES Mar 1996 1	PES June 1996 2	PES Dec 1996 4	PES Mar 1997 1	PES June 1997 2	PES Mar 1998 1
VOLATILE ORGANICS		NYSCLP	524.2	524.2	524.2	524.2	524.2	524.2	524.2	524.2
Chloromethane	µg/L	ND	ND	ND	ND	ND	ND	ND	ND	ND
Bromomethane	µg/L	ND	ND	ND	ND	ND	ND	ND	ND	ND
Vinyl Chloride	µg/L	ND	ND	ND	ND	ND	ND	ND	ND	ND
Chloroethane	µg/L	ND	ND	ND	ND	ND	ND	ND	ND	ND
Methylene Chloride	µg/L	ND	ND	ND	ND	ND	ND	ND	ND	ND
1,1-Dichloroethene	µg/L	ND	ND	ND	ND	ND	ND	ND	ND	ND
1,1-Dichloroethane	µg/L	ND	ND	ND	ND	ND	ND	ND	ND	ND
Chloroform	µg/L	ND	ND	ND	ND	ND	ND	ND	ND	ND
1,2-Dichloroethane	µg/L	ND	ND	ND	ND	ND	ND	ND	ND	ND
1,1,1-Trichloroethane	µg/L	ND	ND	ND	ND	ND	ND	ND	ND	ND
Carbon Tetrachloride	µg/L	ND	ND	ND	ND	ND	ND	ND	ND	ND
Bromodichloromethane	µg/L	ND	ND	ND	ND	ND	ND	ND	ND	ND
1,2-Dichloropropane	µg/L	ND	ND	ND	ND	ND	ND	ND	ND	ND
cis-1,3-Dirchloropropene	µg/L	ND	ND	ND	ND	ND	ND	ND	ND	ND
Trichloroethene	µg/L	ND	ND	ND	ND	ND	ND	ND	ND	ND
Dibromochloromethane	µg/L	ND	ND	ND	ND	ND	ND	ND	ND	ND
1,1,2-Trichloroethane	µg/L	ND	ND	ND	ND	ND	ND	ND	ND	ND
Benzene	µg/L	ND	ND	ND	ND	ND	ND	ND	ND	ND
trans-1,3-Dichloropropene	µg/L	ND	ND	ND	ND	ND	ND	ND	ND	ND
Bromoform	µg/L	ND	ND	ND	ND	ND	ND	ND	ND	ND
Tetrachloroethene	µg/L	ND	ND	ND	ND	ND	ND	ND	ND	ND
1,1,2,2-Tetrachloroethane	µg/L	ND	ND	ND	ND	ND	ND	ND	ND	ND
Toluene	µg/L	ND	ND	ND	ND	ND	ND	ND	ND	ND
Chlorobenzene	µg/L	ND	ND	ND	ND	ND	ND	ND	ND	ND
Ethylbenzene	µg/L	ND	ND	ND	ND	ND	ND	ND	ND	ND
2-Chloroethylvinyl Ether	µg/L	-	-	-	ND	ND	ND	ND	ND	ND
1,3-Dichlorobenzene	µg/L	ND	ND	ND	ND	ND	ND	ND	ND	ND
1,2-Dichlorobenzene	µg/L	ND	ND	ND	ND	ND	ND	ND	ND	ND
1,4-Dichlorobenzene	µg/L	ND	ND	ND	ND	ND	ND	-	ND	ND
1,2-Dichloroethene (total)	µg/L	ND	ND	ND	ND	ND	ND	ND	ND	ND
cis-1,2-Dichloroethene	µg/L	ND	ND	ND	ND	ND	ND	0.86	ND	ND
trans-1,2-Dichloroethene	µg/L	ND	ND	ND	ND	ND	ND	ND	ND	ND
Trichlorofluoromethane	µg/L	ND	ND	ND	ND	ND	ND	ND	ND	ND
Acetone	µg/L	ND	ND	ND	ND	ND	ND	ND	ND	ND
Carbon Disulfide	µg/L	ND	ND	ND	ND	ND	ND	ND	ND	ND
4-Methyl-2 Pentanone	µg/L	ND	ND	ND	ND	ND	ND	ND	ND	ND
2-Hexanone	µg/L	ND	ND	ND	ND	ND	ND	ND	ND	ND
Styrene	µg/L	ND	ND	ND	ND	ND	ND	ND	ND	ND
Xylene (total)	µg/L	ND	ND	ND	ND	ND	ND	ND	ND	ND
Total Volatile Organics	µg/L	0	0	0	0	0	0	0.86	0	0

MW-48
Ash Landfill

Parameters	Source: Units	PES Jul 1993 Phase II RI	PES Nov 1993 Phase IIA RI	PES Jan 1996 4	PES Mar 1996 1	PES June 1996 2	PES Dec 1996 4	PES Mar 1997 1	PES June 1997 2	PES Mar 1998 1
METALS										
Aluminum	mg/L	22700	-	-	-	-	-	-	-	113
Antimony	mg/L	ND	-	-	-	-	-	-	-	ND
Arsenic	mg/L	3.9	-	-	-	-	-	-	-	ND
Barium	mg/L	259	-	-	-	-	-	-	-	27.2
Beryllium	mg/L	1.8	-	-	-	-	-	-	-	ND
Cadmium	mg/L	ND	-	-	-	-	-	-	-	ND
Calcium	mg/L	202000	-	-	-	-	-	-	-	80000
Chromium	mg/L	36.2	-	-	-	-	-	-	-	ND
Cobalt	mg/L	27.8	-	-	-	-	-	-	-	ND
Copper	mg/L	14.4	-	-	-	-	-	-	-	ND
Iron	mg/L	347000	-	-	-	-	-	-	-	205
Lead	mg/L	22	-	-	-	-	-	-	-	ND
Magnesium	mg/L	258000	-	-	-	-	-	-	-	10000
Manganese	mg/L	1230	-	-	-	-	-	-	-	ND
Mercury	mg/L	2.3	-	-	-	-	-	-	-	ND
Nickel	mg/L	.50	-	-	-	-	-	-	-	ND
Potassium	mg/L	5520	-	-	-	-	-	-	-	1120
Selenium	mg/L	10	-	-	-	-	-	-	-	ND
Silver	mg/L	ND	-	-	-	-	-	-	-	ND
Sodium	mg/L	10400	-	-	-	-	-	-	-	7680
Thallium	mg/L	ND	-	-	-	-	-	-	-	ND
Vanadium	mg/L	29.4	-	-	-	-	-	-	-	ND
Zinc	mg/L	149	-	-	-	-	-	-	-	ND
Cyanide	mg/L	ND	-	-	-	-	-	-	-	ND
MISCELLANEOUS										
Ethene	mg/L	-	-	-	-	-	ND	ND	ND	ND
Ethane	mg/L	-	-	-	-	-	ND	ND	ND	ND
Methane	mg/L	-	-	-	-	-	0.02	ND	0.0066	ND
CO2	mg/L	-	-	-	-	-	-	-	-	-
Ferrous Iron	mg/L	-	-	-	-	-	ND	0.01	0.39	0.02
Sulfide	mg/L	-	-	-	-	-	-	-	-	-
DOC	mg C/L	-	-	-	-	-	2.3	2.1	3.4	2.5
Redox Potential	mV	-	-	-	-	-	261	299	265	288
Alkalinity (total)	mg CaCO3/L	-	-	-	-	-	250	254	336	198
Total Organic Halogens/Halides (TOX)	mg/L	-	-	-	-	-	-	-	-	-
Chloride	mg/L	-	-	-	-	-	12.4	12.6	11	7.6
Conductivity (field)	µmhos/cm	-	-	-	-	-	547	528	539	389
Conductivity (lab)	µmhos/cm	-	-	-	-	-	-	-	-	-
Nitrite Nitrogen	mg/L	-	-	-	-	-	-	-	-	-
Nitrate/Nitrite Nitrogen	mg/L	-	-	-	-	-	0.04	0.06	0.05	0.04
Nitrate as N - Calculation	mg/L	-	-	-	-	-	-	-	-	-
pH (Lab)	std. units	-	-	-	-	-	-	-	-	-
pH (field)	std. units	-	-	-	-	-	6.92	6.88	6.92	6.93
Sulfate	mg/L	-	-	-	-	-	37.9	32.9	24.1	31.2
Total Organic Carbon (TOC)	mg/L	-	-	-	-	-	-	-	-	-
Temperature (field)	Celcius	-	-	-	-	-	-	-	-	-
Nephelometric Turbidity Units	NTUs	-	-	-	-	-	-	-	-	-
		-	-	-	-	-	-	-	-	-

MW-56
Ash Landfill

Parameters	Source: Units	PES Jul 1993 Phase II RI	PES Nov 1993 Phase IIA RI	PES Jan 1996 4	PES Mar 1996 1	PES June 1996 2	PES Sept 1996 3	PES Dec 1996 4	PES Mar 1997 1	PES June 1997 2	PES Mar 1998 1
VOLATILE ORGANICS		NYSCLP	524.2	524.2	524.2	524.2	524.2	524.2	524.2	524.2	524.2
Chloromethane	µg/L	ND	ND	ND	ND	ND	ND	ND	ND	ND	ND
Bromomethane	µg/L	ND	ND	ND	ND	ND	ND	ND	ND	ND	ND
Vinyl Chloride	µg/L	ND	ND	ND	ND	ND	ND	ND	ND	ND	ND
Chloroethane	µg/L	ND	ND	ND	ND	ND	ND	ND	ND	ND	ND
Methylene Chloride	µg/L	ND	ND	ND	ND	ND	ND	ND	ND	ND	ND
1,1-Dichloroethene	µg/L	ND	ND	ND	ND	ND	ND	ND	ND	ND	ND
1,1-Dichloroethane	µg/L	ND	ND	ND	ND	ND	ND	ND	ND	ND	ND
Chloroform	µg/L	ND	ND	ND	ND	ND	ND	ND	ND	ND	ND
1,2-Dichloroethane	µg/L	ND	ND	ND	ND	ND	ND	ND	ND	ND	ND
1,1,1-Trichloroethane	µg/L	ND	ND	ND	ND	ND	ND	ND	ND	ND	ND
Carbon Tetrachloride	µg/L	ND	ND	ND	ND	ND	ND	ND	ND	ND	ND
Bromodichloromethane	µg/L	ND	ND	ND	ND	ND	ND	ND	ND	ND	ND
1,2-Dichloropropane	µg/L	ND	ND	ND	ND	ND	ND	ND	ND	ND	ND
cis-1,3-Dirchloropropene	µg/L	ND	ND	ND	ND	ND	ND	ND	ND	ND	ND
Trichloroethene	µg/L	ND	ND	ND	ND	ND	ND	ND	ND	ND	ND
Dibromochloromethane	µg/L	ND	ND	ND	ND	ND	ND	ND	ND	ND	ND
1,1,2-Trichloroethane	µg/L	ND	ND	ND	ND	ND	ND	ND	ND	ND	ND
Benzene	µg/L	ND	ND	ND	ND	ND	ND	ND	ND	ND	ND
trans-1,3-Dichloropropene	µg/L	ND	ND	ND	ND	ND	ND	ND	ND	ND	ND
Bromoform	µg/L	ND	ND	ND	ND	ND	ND	ND	ND	ND	ND
Tetrachloroethene	µg/L	ND	ND	ND	ND	ND	ND	ND	ND	ND	ND
1,1,2,2-Tetrachloroethane	µg/L	ND	ND	ND	ND	ND	ND	ND	ND	ND	ND
Toluene	µg/L	ND	ND	ND	0.4	0.4	-	ND	ND	ND	ND
Chlorobenzene	µg/L	ND	ND	ND	ND	ND	ND	ND	ND	ND	ND
Ethylbenzene	µg/L	ND	ND	ND	ND	ND	ND	ND	ND	ND	ND
2-Chloroethylvinyl Ether	µg/L	-	-	-	ND	ND	ND	ND	ND	ND	ND
1,3-Dichlorobenzene	µg/L	ND	ND	ND	ND	ND	ND	ND	ND	ND	ND
1,2-Dichlorobenzene	µg/L	ND	ND	ND	ND	ND	ND	ND	ND	ND	ND
1,4-Dichlorobenzene	µg/L	ND	ND	ND	ND	ND	ND	ND	ND	ND	ND
1,2-Dichloroethene (total)	µg/L	-	-	-	-	-	-	-	-	-	-
cis-1,2-Dichloroethene	µg/L	ND	0.2	0.5	0.8	1	2	1	ND	1.6	0.68
trans-1,2-Dichloroethene	µg/L	ND	ND	ND	ND	ND	ND	ND	ND	ND	ND
Trichlorofluoromethane	µg/L	ND	ND	ND	ND	ND	ND	ND	ND	ND	ND
Acetone	µg/L	ND	ND	ND	ND	ND	ND	ND	ND	ND	ND
Carbon Disulfide	µg/L	ND	ND	ND	ND	ND	ND	ND	ND	ND	ND
4-Methyl-2 Pentanone	µg/L	ND	ND	ND	ND	ND	ND	ND	ND	ND	ND
2-Hexanone	µg/L	ND	ND	ND	ND	ND	ND	ND	ND	ND	ND
Styrene	µg/L	ND	ND	ND	ND	ND	ND	ND	ND	ND	ND
Xylene (total)	µg/L	ND	ND	ND	ND	ND	ND	ND	ND	ND	ND
Total Volatile Organics	µg/L	0	0.2	0.5	1.2	1.4	2	1	0	1.6	0.68

MW-56
Ash Landfill

Parameters	Source: Units	PES Jul 1993 Phase II RI	PES Nov 1993 Phase IIA RI	PES Jan 1996 4	PES Mar 1996 1	PES June 1996 2	PES Sept 1996 3	PES Dec 1996 4	PES Mar 1997 1	PES June 1997 2	PES Mar 1998 1
METALS											
Aluminum	mg/L	228000	-	-	-	-	-	-	-	-	794
Antimony	mg/L	191	-	-	-	-	-	-	-	-	13.2
Arsenic	mg/L	1.4	-	-	-	-	-	-	-	-	6.9
Barium	mg/L	1460	-	-	-	-	-	-	-	-	74.2
Beryllium	mg/L	11.7	-	-	-	-	-	-	-	-	0.33
Cadmium	mg/L	ND	-	-	-	-	-	-	-	-	ND
Calcium	mg/L	287000	-	-	-	-	-	-	-	-	6250
Chromium	mg/L	351	-	-	-	-	-	-	-	-	8.5
Cobalt	mg/L	201	-	-	-	-	-	-	-	-	4.4
Copper	mg/L	272	-	-	-	-	-	-	-	-	6.6
Iron	mg/L	379000	-	-	-	-	-	-	-	-	5300
Lead	mg/L	44.3	-	-	-	-	-	-	-	-	ND
Magnesium	mg/L	100000	-	-	-	-	-	-	-	-	2040
Manganese	mg/L	10600	-	-	-	-	-	-	-	-	83.1
Mercury	mg/L	0.13	-	-	-	-	-	-	-	-	ND
Nickel	mg/L	533	-	-	-	-	-	-	-	-	9.6
Potassium	mg/L	24800	-	-	-	-	-	-	-	-	2030
Selenium	mg/L	1.5	-	-	-	-	-	-	-	-	ND
Silver	mg/L	5.4	-	-	-	-	-	-	-	-	4.5
Sodium	mg/L	19500	-	-	-	-	-	-	-	-	126000
Thallium	mg/L	ND	-	-	-	-	-	-	-	-	ND
Vanadium	mg/L	317	-	-	-	-	-	-	-	-	10.3
Zinc	mg/L	1100	-	-	-	-	-	-	-	-	16.9
Cyanide	mg/L	10	-	-	-	-	-	-	-	-	ND
MISCELLANEOUS											
Ethene	mg/L	-	-	-	-	-	-	ND	ND	ND	ND
Ethane	mg/L	-	-	-	-	-	-	ND	ND	ND	ND
Methane	mg/L	-	-	-	-	-	-	0.0026	0.014	0.061	ND
CO2	mg/L	-	-	-	-	-	-	-	-	-	-
Ferrous Iron	mg/L	-	-	-	-	-	-	0.01	0.04	0.43	0.13
Sulfide	mg/L	-	-	-	-	-	-	-	-	-	-
DOC	mg C/L	-	-	-	-	-	-	1.2	1.6	2.1	1.7
Redox Potential	mV	-	-	-	-	-	-	328	302	232	305
Alkalinity (total)	mg CaCO3/L	-	-	-	-	-	-	276	272	316	246
Total Organic Halogens/Halides (TOX)	mg/L	-	-	-	-	-	-	-	-	-	-
Chloride	mg/L	-	-	-	-	-	-	14	19.1	32	18.4
Conductivity (field)	µmhos/cm	-	-	-	-	-	-	633	654	1325	584
Conductivity (lab)	µmhos/cm	-	-	-	-	-	-	-	-	-	-
Nitrite Nitrogen	mg/L	-	-	-	-	-	-	-	-	-	-
Nitrate/Nitrite Nitrogen	mg/L	-	-	-	-	-	-	0.56	0.45	0.45	1.39
Nitrate as N - Calculation	mg/L	-	-	-	-	-	-	-	-	-	-
pH (Lab)	std. units	-	-	-	-	-	-	-	-	-	-
pH (field)	std. units	-	-	-	-	-	-	6.71	6.72	6.72	6.73
Sulfate	mg/L	-	-	-	-	-	-	53.4	73.4	107	61.3
Total Organic Carbon (TOC)	mg/L	-	-	-	-	-	-	-	-	-	-
Temperature (field)	Celcius	-	-	-	-	-	-	-	-	-	-
Nephelometric Turbidity Units	NTUs	-	-	-	-	-	-	-	-	-	-
		-	-	-	-	-	-	-	-	-	-

MW-59
Ash Landfill

Parameters	Source: Units	PES Mar 1994 Phase 2 RI	PES Jan 1996 4	PES Mar 1996 1	PES June 1996 2	PES Sept 1996 3	PES Dec 1996 4	PES Mar 1997 1	PES June 1997 2	PES Mar 1998 1
VOLATILE ORGANICS		NYSCLP	524.2	524.2	524.2	524.2	524.2	524.2	524.2	524.2
Chloromethane	µg/L	ND	ND	ND	ND	ND	ND	ND	ND	ND
Bromomethane	µg/L	ND	ND	ND	ND	ND	ND	ND	ND	ND
Vinyl Chloride	µg/L	ND	ND	ND	ND	ND	ND	ND	ND	ND
Chloroethane	µg/L	ND	ND	ND	ND	ND	ND	ND	ND	ND
Methylene Chloride	µg/L	ND	ND	ND	ND	ND	ND	ND	ND	ND
1,1-Dichloroethene	µg/L	ND	ND	ND	ND	ND	ND	ND	ND	ND
1,1-Dichloroethane	µg/L	ND	ND	ND	ND	ND	ND	ND	ND	ND
Chloroform	µg/L	ND	ND	ND	ND	ND	ND	ND	ND	ND
1,2-Dichloroethane	µg/L	ND	ND	ND	ND	ND	ND	ND	ND	ND
1,1,1-Trichloroethane	µg/L	ND	ND	ND	ND	ND	ND	ND	ND	ND
Carbon Tetrachloride	µg/L	ND	ND	ND	ND	ND	ND	ND	ND	ND
Bromodichloromethane	µg/L	ND	ND	ND	ND	ND	ND	ND	ND	ND
1,2-Dichloropropane	µg/L	ND	ND	ND	ND	ND	ND	ND	ND	ND
cis-1,3-Dirchloropropene	µg/L	ND	ND	ND	ND	ND	ND	ND	ND	ND
Trichloroethene	µg/L	ND	ND	ND	ND	ND	ND	ND	ND	ND
Dibromochloromethane	µg/L	ND	ND	ND	ND	ND	ND	ND	ND	ND
1,1,2-Trichloroethane	µg/L	ND	ND	ND	ND	ND	ND	ND	ND	ND
Benzene	µg/L	ND	ND	ND	ND	ND	ND	ND	ND	ND
trans-1,3-Dichloropropene	µg/L	ND	ND	ND	ND	ND	ND	ND	ND	ND
Bromoform	µg/L	ND	ND	ND	ND	ND	ND	ND	ND	ND
Tetrachloroethene	µg/L	ND	ND	ND	ND	ND	ND	ND	ND	ND
1,1,2,2-Tetrachloroethane	µg/L	ND	ND	ND	ND	ND	ND	ND	ND	ND
Toluene	µg/L	ND	ND	ND	ND	ND	ND	ND	ND	ND
Chlorobenzene	µg/L	ND	ND	ND	ND	ND	ND	ND	ND	ND
Ethylbenzene	µg/L	ND	ND	ND	ND	ND	ND	ND	ND	ND
2-Chloroethylvinyl Ether	µg/L	-	-	ND	ND	ND	ND	ND	ND	ND
1,3-Dichlorobenzene	µg/L	ND	ND	ND	ND	ND	ND	ND	ND	ND
1,2-Dichlorobenzene	µg/L	ND	ND	ND	ND	ND	ND	ND	ND	ND
1,4-Dichlorobenzene	µg/L	ND	ND	ND	ND	ND	ND	ND	ND	ND
1,2-Dichloroethene (total)	µg/L	ND	ND	ND	ND	ND	ND	ND	ND	ND
cis-1,2-Dichloroethene	µg/L	ND	ND	ND	ND	ND	ND	ND	ND	ND
trans-1,2-Dichloroethene	µg/L	ND	ND	ND	ND	ND	ND	ND	ND	ND
Trichlorofluoromethane	µg/L	ND	ND	ND	ND	ND	ND	ND	ND	ND
Acetone	µg/L	ND	ND	ND	ND	ND	ND	ND	ND	ND
Carbon Disulfide	µg/L	ND	ND	ND	ND	ND	ND	ND	ND	ND
4-Methyl-2 Pentanone	µg/L	ND	ND	ND	ND	ND	ND	ND	ND	ND
2-Hexanone	µg/L	ND	ND	ND	ND	ND	ND	ND	ND	ND
Styrene	µg/L	ND	ND	ND	ND	ND	ND	ND	ND	ND
Xylene (total)	µg/L	ND	ND	ND	ND	ND	ND	ND	ND	ND
Total Volatile Organics	µg/L	0	0	0	0	0	0	0	0	0

MW-59
Ash Landfill

Parameters	Source: Units	PES Mar 1994 Phase 2 RI	PES Jan 1996 4	PES Mar 1996 1	PES June 1996 2	PES Sept 1996 3	PES Dec 1996 4	PES Mar 1997 1	PES June 1997 2	PES Mar 1998 1
METALS										
Aluminum	mg/L	247	-	-	-	-	-	-	-	-
Antimony	mg/L	ND	-	-	-	-	-	-	-	-
Arsenic	mg/L	ND	-	-	-	-	-	-	-	-
Barium	mg/L	101	-	-	-	-	-	-	-	-
Beryllium	mg/L	ND	-	-	-	-	-	-	-	-
Cadmium	mg/L	ND	-	-	-	-	-	-	-	-
Calcium	mg/L	208000	-	-	-	-	-	-	-	-
Chromium	mg/L	0.5	-	-	-	-	-	-	-	-
Cobalt	mg/L	0.87	-	-	-	-	-	-	-	-
Copper	mg/L	1.5	-	-	-	-	-	-	-	-
Iron	mg/L	505	-	-	-	-	-	-	-	-
Lead	mg/L	ND	-	-	-	-	-	-	-	-
Magnesium	mg/L	43300	-	-	-	-	-	-	-	-
Manganese	mg/L	79.1	-	-	-	-	-	-	-	-
Mercury	mg/L	ND	-	-	-	-	-	-	-	-
Nickel	mg/L	2.1	-	-	-	-	-	-	-	-
Potassium	mg/L	1570	-	-	-	-	-	-	-	-
Selenium	mg/L	ND	-	-	-	-	-	-	-	-
Silver	mg/L	ND	-	-	-	-	-	-	-	-
Sodium	mg/L	38300	-	-	-	-	-	-	-	-
Thallium	mg/L	ND	-	-	-	-	-	-	-	-
Vanadium	mg/L	0.86	-	-	-	-	-	-	-	-
Zinc	mg/L	2.8	-	-	-	-	-	-	-	-
Cyanide	mg/L	ND	-	-	-	-	-	-	-	-
MISCELLANEOUS										
Ethene	mg/L	-	-	-	-	-	ND	ND	ND	ND
Ethane	mg/L	-	-	-	-	-	ND	ND	ND	ND
Methane	mg/L	-	-	-	-	-	0.003	0.014	0.061	ND
CO2	mg/L	-	-	-	-	-	-	-	-	-
Ferrous Iron	mg/L	-	-	-	-	-	0	0.01	0.03	0.03
Sulfide	mg/L	-	-	-	-	-	-	-	-	-
DOC	mg C/L	-	-	-	-	-	4.4	5.1	5.8	4.5
Redox Potential	mV	-	-	-	-	-	346	211	270	299
Alkalinity (total)	mg CaCO3/L	-	-	-	-	-	576	585	640	516
Total Organic Halogens/Halides (TOX)	mg/L	-	-	-	-	-	-	-	-	-
Chloride	mg/L	-	-	-	-	-	36.1	30.3	25.2	23.9
Conductivity (field)	µmhos/cm	-	-	-	-	-	446	1257	1325	2000
Conductivity (lab)	µmhos/cm	-	-	-	-	-	-	-	-	-
Nitrite Nitrogen	mg/L	-	-	-	-	-	-	-	-	-
Nitrate/Nitrite Nitrogen	mg/L	-	-	-	-	-	0.17	0.27	0.01	0.02
Nitrate as N - Calculation	mg/L	-	-	-	-	-	-	-	-	-
pH (Lab)	std. units	-	-	-	-	-	-	-	-	-
pH (field)	std. units	-	-	-	-	-	6.45	6.47	6.47	6.47
Sulfate	mg/L	-	-	-	-	-	180	154	131	172.00
Total Organic Carbon (TOC)	mg/L	-	-	-	-	-	-	-	-	-
Temperature (field)	Celcius	-	-	-	-	-	-	-	-	-
Nephelometric Turbidity Units	NTUs	-	-	-	-	-	-	-	-	-
		-	-	-	-	-	-	-	-	-

MW-60
Ash Landfill

Parameters	Source: Units	PES Mar 1994 Phase 2 RI	PES Jan 1996 4	PES Mar 1996 1	PES June 1996 2	PES Sept 1996 3	PES Dec 1996 4	PES Mar 1997 1	PES June 1997 2	PES Mar 1998 1
VOLATILE ORGANICS		**NYSCLP**	**524.2**	**524.2**	**524.2**	**524.2**	**524.2**	**524.2**	**524.2**	**524.2**
Chloromethane	µg/L	ND	ND	ND	ND	ND	ND	ND	ND	ND
Bromomethane	µg/L	ND	ND	ND	ND	ND	ND	ND	ND	ND
Vinyl Chloride	µg/L	ND	ND	ND	ND	ND	ND	ND	ND	ND
Chloroethane	µg/L	ND	ND	ND	ND	ND	ND	ND	ND	ND
Methylene Chloride	µg/L	ND	ND	ND	ND	ND	ND	ND	ND	ND
1,1-Dichloroethene	µg/L	ND	ND	ND	ND	ND	ND	ND	ND	ND
1,1-Dichloroethane	µg/L	ND	ND	ND	ND	ND	ND	ND	ND	ND
Chloroform	µg/L	ND	ND	ND	ND	ND	ND	ND	ND	ND
1,2-Dichloroethane	µg/L	ND	ND	ND	ND	ND	ND	ND	ND	ND
1,1,1-Trichloroethane	µg/L	ND	ND	ND	ND	ND	ND	ND	ND	ND
Carbon Tetrachloride	µg/L	ND	ND	ND	ND	ND	ND	ND	ND	ND
Bromodichloromethane	µg/L	ND	ND	ND	ND	ND	ND	ND	ND	ND
1,2-Dichloropropane	µg/L	ND	ND	ND	ND	ND	ND	ND	ND	ND
cis-1,3-Dirchloropropene	µg/L	ND	ND	ND	ND	ND	ND	ND	ND	ND
Trichloroethene	µg/L	ND	ND	ND	ND	ND	ND	ND	ND	ND
Dibromochloromethane	µg/L	ND	ND	ND	ND	ND	ND	ND	ND	ND
1,1,2-Trichloroethane	µg/L	ND	ND	ND	ND	ND	ND	ND	ND	ND
Benzene	µg/L	ND	ND	ND	ND	ND	ND	ND	ND	ND
trans-1,3-Dichloropropene	µg/L	ND	ND	ND	ND	ND	ND	ND	ND	ND
Bromoform	µg/L	ND	ND	ND	ND	ND	ND	ND	ND	ND
Tetrachloroethene	µg/L	ND	ND	ND	ND	ND	ND	ND	ND	ND
1,1,2,2-Tetrachloroethane	µg/L	ND	ND	ND	ND	ND	ND	ND	ND	ND
Toluene	µg/L	ND	ND	ND	ND	ND	ND	ND	ND	ND
Chlorobenzene	µg/L	ND	ND	ND	ND	ND	ND	ND	ND	ND
Ethylbenzene	µg/L	ND	ND	ND	ND	ND	ND	ND	ND	ND
2-Chloroethylvinyl Ether	µg/L	-	-	ND	ND	ND	ND	ND	ND	ND
1,3-Dichlorobenzene	µg/L	ND	ND	ND	ND	ND	ND	ND	ND	ND
1,2-Dichlorobenzene	µg/L	ND	ND	ND	ND	ND	ND	ND	ND	ND
1,4-Dichlorobenzene	µg/L	ND	ND	ND	ND	ND	ND	ND	ND	ND
1,2-Dichloroethene (total)	µg/L	ND	ND	ND	ND	ND	ND	ND	ND	ND
cis-1,2-Dichloroethene	µg/L	ND	ND	ND	ND	ND	ND	ND	ND	ND
trans-1,2-Dichloroethene	µg/L	ND	ND	ND	ND	ND	ND	ND	ND	ND
Trichlorofluoromethane	µg/L	ND	ND	ND	ND	ND	ND	ND	ND	ND
Acetone	µg/L	ND	ND	ND	ND	ND	ND	ND	ND	ND
Carbon Disulfide	µg/L	ND	ND	ND	ND	ND	ND	ND	ND	ND
4-Methyl-2 Pentanone	µg/L	ND	ND	ND	ND	ND	ND	ND	ND	ND
2-Hexanone	µg/L	ND	ND	ND	ND	ND	ND	ND	ND	ND
Styrene	µg/L	ND	ND	ND	ND	ND	ND	ND	ND	ND
Xylene (total)	µg/L	ND	ND	ND	ND	ND	ND	ND	ND	ND
Total Volatile Organics	µg/L	0	0	0	0	0	0	0	0	0

MW-60
Ash Landfill

Parameters	Source: Units	PES Mar 1994 Phase 2 RI	PES Jan 1996 4	PES Mar 1996 1	PES June 1996 2	PES Sept 1996 3	PES Dec 1996 4	PES Mar 1997 1	PES June 1997 2	PES Mar 1998 1
METALS										
Aluminum	mg/L	75.4	-	-	-	-	-	-	-	-
Antimony	mg/L	ND	-	-	-	-	-	-	-	-
Arsenic	mg/L	ND	-	-	-	-	-	-	-	-
Barium	mg/L	30.6	-	-	-	-	-	-	-	-
Beryllium	mg/L	ND	-	-	-	-	-	-	-	-
Cadmium	mg/L	0.12	-	-	-	-	-	-	-	-
Calcium	mg/L	97400	-	-	-	-	-	-	-	-
Chromium	mg/L	ND	-	-	-	-	-	-	-	-
Cobalt	mg/L	0.6	-	-	-	-	-	-	-	-
Copper	mg/L	1.2	-	-	-	-	-	-	-	-
Iron	mg/L	120	-	-	-	-	-	-	-	-
Lead	mg/L	ND	-	-	-	-	-	-	-	-
Magnesium	mg/L	13400	-	-	-	-	-	-	-	-
Manganese	mg/L	17.7	-	-	-	-	-	-	-	-
Mercury	mg/L	ND	-	-	-	-	-	-	-	-
Nickel	mg/L	1.1	-	-	-	-	-	-	-	-
Potassium	mg/L	490	-	-	-	-	-	-	-	-
Selenium	mg/L	ND	-	-	-	-	-	-	-	-
Silver	mg/L	ND	-	-	-	-	-	-	-	-
Sodium	mg/L	8180	-	-	-	-	-	-	-	-
Thallium	mg/L	ND	-	-	-	-	-	-	-	-
Vanadium	mg/L	0.81	-	-	-	-	-	-	-	-
Zinc	mg/L	1.8	-	-	-	-	-	-	-	-
Cyanide	mg/L	ND	-	-	-	-	-	-	-	-
MISCELLANEOUS										
Ethene	mg/L	-	-	-	-	-	ND	ND	ND	ND
Ethane	mg/L	-	-	-	-	-	ND	ND	ND	ND
Methane	mg/L	-	-	-	-	-	0.0031	0.0012	0.0012	ND
CO2	mg/L	-	-	-	-	-	-	-	-	-
Ferrous Iron	mg/L	-	-	-	-	-	0	0.02	0.24	0.01
Sulfide	mg/L	-	-	-	-	-	-	-	-	-
DOC	mg C/L	-	-	-	-	-	1.9	2.5	3.2	1.8
Redox Potential	mV	-	-	-	-	-	317	253	239	285
Alkalinity (total)	mg CaCO3/L	-	-	-	-	-	310	278	356	220
Total Organic Halogens/Halides (TOX)	mg/L	-	-	-	-	-	-	-	-	-
Chloride	mg/L	-	-	-	-	-	18.5	23.3	22.6	19.8
Conductivity (field)	µmhos/cm	-	-	-	-	-	653	602	762	519
Conductivity (lab)	µmhos/cm	-	-	-	-	-	-	-	-	-
Nitrite Nitrogen	mg/L	-	-	-	-	-	-	-	-	-
Nitrate/Nitrite Nitrogen	mg/L	-	-	-	-	-	0.01	0.02	0.01	0.02
Nitrate as N - Calculation	mg/L	-	-	-	-	-	-	-	-	-
pH (Lab)	std. units	-	-	-	-	-	-	-	-	-
pH (field)	std. units	-	-	-	-	-	6.81	6.71	6.64	4.37
Sulfate	mg/L	-	-	-	-	-	40.3	29.7	37.3	29.00
Total Organic Carbon (TOC)	mg/L	-	-	-	-	-	-	-	-	-
Temperature (field)	Celcius	-	-	-	-	-	-	-	-	-
Nephelometric Turbidity Units	NTUs	-	-	-	-	-	-	-	-	-
		-	-	-	-	-	-	-	-	-

APPENDIX C

Laboratory Analytical Packages with QA/QC Data

1. ITS Sample Delivery Group No. 68675

   A. Indicator Parameters
   B. Metals
   C. Volitile Organics (524.2)

2. ITS Sample Delivery Group No. 68755

   A. Indicator Parameters
   B. Metals
   C. Volitile Organics

3. Evergreen Analytical

   A. Methane, Ethane, Ethene

1. Sample Delivery Group No. 68675

ITS **Intertek Testing Services**
Environmental Laboratories

SAMPLE DATA SUMMARY PACKAGE

CONTRACT: 98011
CASE NO: 98011
SDG NO: 68675

Intertek Testing Services
Environmental Laboratories

April 28, 1998

Mr. Mike Duchesneau
Parsons Engineering Science
ATTN: Accounts Payable
30 Dan Road
Canton, MA 02021

Re: Laboratory Project No. 98011
Project Name: ASH Quarterly 98
Case No.: 98011; SDG 68675

Dear Mr. Duchesneau:

Enclosed are the analytical results of samples received intact by ITS Environmental Laboratories on March 20, 27, 28, and 31, 1998. Laboratory numbers have been assigned and designated as follows:

Lab ID	Client Sample ID	Sample Date	Sample Matrix
	Received: 03/20/98	ETR No: 68675	
354614	AL130	03/18/98	Water
354615	AL131	03/18/98	Water
354616	AL132	03/18/98	Water
	Received: 03/27/98	ETR No: 68725	
354878	AL153	03/24/98	Water
354879	AL154	03/24/98	Water
354880	AL142	03/24/98	Water
354881	AL137	03/25/98	Water
354882	AL155	03/25/98	Water
354883	AL148	03/25/98	Water
354884	AL162	03/24/98	Water
355026	AL153	03/24/98	Filtrate
355027	AL154	03/24/98	Filtrate
355028	AL142	03/24/98	Filtrate
355029	AL155	03/25/98	Filtrate
355030	AL148	03/25/98	Filtrate

Intertek Testing Services NA Inc.
55 South Park Drive Colchester, VT 05446
Telephone (802) 655-1203 Fax (802) 655-1248

Lab ID	Client Sample ID	Sample Date	Sample Matrix
	Received: 03/28/98 ETR No: 68741		
354923	AL163	02/24/98	Water
354924	AL143	03/26/98	Water
354925	AL151	03/26/98	Water
354926	AL152	03/26/98	Water
354927	AL159	03/26/98	Water
354928	AL141	03/26/98	Water
354928MS	AL141MS	03/26/98	Water
354928MD	AL141MSD	03/26/98	Water
354929	AL158	03/26/98	Water
354930	AL157	03/27/98	Water
354931	AL138	03/27/98	Water
354932	AL140	03/27/98	Water
354933	AL150	03/27/98	Water
354934	AL144	03/27/98	Water
354935	MBS		Liquid
355020	AL151	03/26/98	Filtrate
355021	AL141	03/26/98	Filtrate
355022	AL138	03/27/98	Filtrate
355023	AL140	03/27/98	Filtrate
	Received: 03/31/98 ETR No: 68754		
354978	AL164	02/24/98	Water
354979	AL146	03/28/98	Water
354980	AL146F	03/28/98	Filtrate
354981	AL149	03/28/98	Water
354982	AL149F	03/28/98	Filtrate
355024	AL134	03/28/98	Water
355025	AL134F	03/28/98	Filtrate

The volatile organic analysis of the continuing calibration standard from 4/6/98 at 1023 did not contain 1,4-dioxane. The laboratory suspects that this compound had degraded in the standard solution. Although 1,4-dioxane was present in the initial calibration, it can not be calibrated in the window affected by the continuing calibration standard. This compound has been marked with a "UJ" qualifier in the affected samples to indicate that the response is unknown. Ion traces for 1,4-dioxane have been included in the raw data section for each affected sample in this case submittal.

The volatile organic analysis of sample AL134 exhibited surrogate recovery of bromofluorobenzene slightly below the limits of 86-115% at 85%.

If there are any questions regarding this submittal, please contact Chris A. Ouellette at (802) 655-1203.

Sincerely,

Deborah A. Loring
Laboratory Manger

DAL/cga
Enclosure

C02A

ITS Intertek Testing Services
Environmental Laboratories

55 South Park Drive
Colchester, VT 05446

Analytical Report

Parsons Engineering Science
Attn: Accounts Payable
30 Dan Road
Canton, MA 02021

Attention : Mike Duchesneau

Date : 04/28/98
ETR Number : 68725
Project No.: 98011
No. Samples: 12
Arrived : 03/27/98
P.O. Number: 73076930000

Case:98011 SDG:68675 ASH Quarterly

Standard analyses were performed in accordance with Methods for Analysis of Water and Wastes, EPA-600/4/79-020, Test Methods for Evaluating Solid Waste, SW-846, or Standard Methods for the Examination of Water and Wastewater. All results are in mg/l unless otherwise noted.

Lab No./ Method No.	Sample Description/ Parameter		Result
354878	AL153:03/24/98 @1135(Water)		
	310.1	Alkalinity (as CaCO3)	516
	300.0	Chloride	23.9
	300.0	Sulfate	172
	353.2	Nitrate/Nitrite Nitrogen	0.73
354879	AL154:03/24/98 @1415(Water)		
	310.1	Alkalinity (as CaCO3)	220
	300.0	Chloride	19.8
	300.0	Sulfate	29.0
	353.2	Nitrate/Nitrite Nitrogen	0.02
354880	AL142:03/24/98 @1540(Water)		
	310.1	Alkalinity (as CaCO3)	246
	300.0	Chloride	7.9
	300.0	Sulfate	69.9
	353.2	Nitrate/Nitrite Nitrogen	0.06
354882	AL155:03/25/98 @0915(Water)		
	310.1	Alkalinity (as CaCO3)	300
	300.0	Chloride	23.7
	300.0	Sulfate	144
	353.2	Nitrate/Nitrite Nitrogen	0.17
354883	AL148:03/25/98 @1330(Water)		
	310.1	Alkalinity (as CaCO3)	230
	300.0	Chloride	18.4
	300.0	Sulfate	49.0
	353.2	Nitrate/Nitrite Nitrogen	0.49

< Cont. Next Page >

ITS Intertek Testing Services
Environmental Laboratories

55 South Park Drive
Colchester, VT 05446

Analytical Report

Parsons Engineering Science
Attn: Accounts Payable
30 Dan Road
Canton, MA 02021

Attention : Mike Duchesneau

Date : 04/28/98
ETR Number : 68725
Project No.: 98011
No. Samples: 12
Arrived : 03/27/98
P.O. Number: 73076930000

Case:98011 SDG:68675 ASH Quarterly

Standard analyses were performed in accordance with Methods for Analysis of Water and Wastes, EPA-600/4/79-020, Test Methods for Evaluating Solid Waste, SW-846, or Standard Methods for the Examination of Water and Wastewater. All results are in mg/l unless otherwise noted.

Lab No./ Method No.	Sample Description/ Parameter	Result
355026	AL153:03/24/98 @1135(Filtrate)	
9060	Total Organic Carbon	4.5
355027	AL154:03/24/98 @1415(Filtrate)	
9060	Total Organic Carbon	1.8
355028	AL142:03/24/98 @1540(Filtrate)	
9060	Total Organic Carbon	1.8
355029	AL155:03/25/98 @0915(Filtrate)	
9060	Total Organic Carbon	2.7
355030	AL148:03/25/98 @1330(Filtrate)	
9060	Total Organic Carbon	1.9

< Last Page > Submitted By : Aquatec Inc.

ITS Intertek Testing Services
Environmental Laboratories

55 South Park Drive
Colchester, VT 05446

Analytical Report

Parsons Engineering Science
Attn: Accounts Payable
30 Dan Road
Canton, MA 02021

Attention : Mike Duchesneau

Date : 04/28/98
ETR Number : 68741
Project No.: 98011
No. Samples: 19
Arrived : 03/28/98
P.O. Number: 73076930000

Case:98011 SDG:68675 ASH Quarterly

Standard analyses were performed in accordance with Methods for Analysis of Water and Wastes, EPA-600/4/79-020, Test Methods for Evaluating Solid Waste, SW-846, or Standard Methods for the Examination of Water and Wastewater. All results are in mg/l unless otherwise noted.

Lab No./ Method No.	Sample Description/ Parameter	Result
354925	AL151:03/26/98 @1350(Water)	
310.1	Alkalinity (as CaCO3)	246
300.0	Chloride	18.4
300.0	Sulfate	61.3
353.2	Nitrate/Nitrite Nitrogen	1.39
354928	AL141:03/26/98 @1650(Water)	
310.1	Alkalinity (as CaCO3)	260
300.0	Chloride	18.2
300.0	Sulfate	56.3
353.2	Nitrate/Nitrite Nitrogen	1.91
354931	AL138:03/27/98 @1205(Water)	
310.1	Alkalinity (as CaCO3)	208
300.0	Chloride	13.5
300.0	Sulfate	24.3
353.2	Nitrate/Nitrite Nitrogen	0.25
354932	AL140:03/27/98 @1320(Water)	
310.1	Alkalinity (as CaCO3)	240
300.0	Chloride	16.9
300.0	Sulfate	45.7
353.2	Nitrate/Nitrite Nitrogen	0.11
355020	AL151:03/26/98 @1350(Filtrate)	
9060	Total Organic Carbon	1.7
355021	AL141:03/26/98 @1650(Filtrate)	
9060	Total Organic Carbon	1.5

< Cont. Next Page >

ITS Intertek Testing Services
Environmental Laboratories

55 South Park Drive
Colchester, VT 05446

Analytical Report

Parsons Engineering Science
Attn: Accounts Payable
30 Dan Road
Canton, MA 02021

Attention : Mike Duchesneau

Date : 04/28/98
ETR Number : 68741
Project No.: 98011
No. Samples: 19
Arrived : 03/28/98
P.O. Number: 73076930000

Case:98011 SDG:68675 ASH Quarterly

Standard analyses were performed in accordance with Methods for Analysis of Water and Wastes, EPA-600/4/79-020, Test Methods for Evaluating Solid Waste, SW-846, or Standard Methods for the Examination of Water and Wastewater. All results are in mg/l unless otherwise noted.

Lab No./ Method No.	Sample Description/ Parameter	Result
355022	AL138:03/27/98 @1205(Filtrate)	
9060	Total Organic Carbon	3.0
355023	AL140:03/27/98 @1320(Filtrate)	
9060	Total Organic Carbon	1.9

< Last Page > Submitted By : Aquatec Inc.

ITS Intertek Testing Services
Environmental Laboratories

55 South Park Drive
Colchester, VT 05446

Analytical Report

Parsons Engineering Science
Attn: Accounts Payable
30 Dan Road
Canton, MA 02021

Attention : Mike Duchesneau

Date : 04/28/98
ETR Number : 68754
Project No.: 98011
No. Samples: 7
Arrived : 03/31/98
P.O. Number: 73076930000

Case:98011 SDG:68675 ASH Quarterly

Standard analyses were performed in accordance with Methods for Analysis of Water and Wastes, EPA-600/4/79-020, Test Methods for Evaluating Solid Waste, SW-846, or Standard Methods for the Examination of Water and Wastewater. All results are in mg/l unless otherwise noted.

Lab No./ Method No.	Sample Description/ Parameter		Result
354979	AL146:03/28/98 @1445(Water)		
	310.1	Alkalinity (as CaCO3)	264
	300.0	Chloride	11.3
	300.0	Sulfate	39.4
	353.2	Nitrate/Nitrite Nitrogen	0.03
354980	AL146F:03/28/98 @1445(Filtrate)		
	9060	Total Organic Carbon	1.7
354981	AL149:03/28/98 @1350(Water)		
	310.1	Alkalinity (as CaCO3)	198
	300.0	Chloride	7.6
	300.0	Sulfate	31.2
	353.2	Nitrate/Nitrite Nitrogen	0.04
354982	AL149F:03/28/98 @1350(Filtrate)		
	9060	Total Organic Carbon	2.5
355024	AL134:03/28/98 @1010(Water)		
	310.1	Alkalinity (as CaCO3)	258
	300.0	Chloride	18.9
	300.0	Sulfate	70.2
	353.2	Nitrate/Nitrite Nitrogen	2.18
355025	AL134F:03/28/98 @1010(Filtrate)		
	9060	Total Organic Carbon	2.8

< Last Page > Submitted By : Aquatec Inc.

Quality Control Summary

ETR No: 68725
Project No: 98011
SDG No: 68675
Units: mg/L

Parameter	Date Analyzed	Method Preparation Blank	Laboratory Control Sample		
			Reported Value	True Value	Percent Recovery
Alkalinity (as CaCO3)	03/31/98	< 1	130	126	103.2
Chloride by IC	03/27/98	< 0.1	5.02	5.00	100.4
Chloride by IC	04/03/98	<0.1	5.02	5.00	100.4
Nitrate/Nitrite-Nitrogen	03/31/98	< 0.01	7.48	7.32	102.2
Sulfate by IC	04/03/98	< 0.1	10.6	10.0	106.0
Total Organic Carbon	04/03/98	< 0.5	68.0	68.0	100.0
Total Organic Carbon	04/06/98	< 0.5	68.1	68.0	100.1

Reviewed By: JPD
Date: 4/27/98

Quality Control Summary

ETR No: 68741
Project No: 98011
SDG No: 68675
Units: mg/L

Parameter	Date Analyzed	Method Preparation Blank	Laboratory Control Sample		
			Reported Value	True Value	Percent Recovery
Alkalinity (as CaCO3)	03/31/98	< 1	130	126	103.2
Chloride by IC	04/03/98	< 0.1	5.02	5.00	100.4
Chloride by IC	04/06/98	< 0.1	5.18	5.00	103.6
Nitrate/Nitrite-Nitrogen	03/31/98	< 0.01	7.48	7.32	102.2
Sulfate by IC	04/03/98	< 0.1	10.6	10.00	106.0
Sulfate by IC	04/06/98	< 0.1	10.6	10.00	106.0
Total Organic Carbon	04/03/98	< 0.5	68.0	68.0	100.0

Reviewed By: JPD
Date: 4/27/98

Quality Control Summary

ETR No: 68754
Project No: 98011
SDG No: 68675
Units: mg/L

Parameter	Date Analyzed	Method Preparation Blank	Laboratory Control Sample		
			Reported Value	True Value	Percent Recovery
Alkalinity (as CaCO3)	03/31/98	< 1	130	126	103.2
Chloride by IC	04/06/98	< 0.1	5.18	5.00	103.6
Nitrate/Nitrite-Nitrogen	04/06/98	< 0.01	6.9	7.32	94.3
Sulfate by IC	04/06/98	< 0.1	10.6	10.00	106.0
Total Organic Carbon	04/03/98	< 0.5	68.0	68.0	100.0

Reviewed By: JPD
Date: 4/27/98

U.S. EPA - CLP

COVER PAGE - INORGANIC ANALYSES DATA PACKAGE

Lab Name: ITS_ENVIRONMENTAL_____ Contract: 98011_____

Lab Code: INCHVT Case No.: 98011 SAS No.: _____ SDG No.:68675_

SOW No.: ILM03.0

EPA Sample No.	Lab Sample ID
_AL137_____	_354881_____
_AL143_____	_354924_____
_AL144_____	_354934_____
_AL146_____	_354979_____
_AL148_____	_354883_____
_AL149_____	_354981_____
_AL150_____	_354933_____
_AL151_____	_354925_____
_AL152_____	_354926_____
_AL157_____	_354930_____
_____	_____
_____	_____
_____	_____
_____	_____
_____	_____
_____	_____
_____	_____
_____	_____
_____	_____
_____	_____

Were ICP interelement corrections applied ? Yes/No YES

Were ICP background corrections applied ? Yes/No YES
If yes - were raw data generated before application of background corrections ? Yes/No NO_

Comments:

_____

_____

_____

_____

I certify that this data package is in compliance with the terms and conditions of the contract, both technically and for completeness, for other than the conditions detailed above. Release of the data contained in this hardcopy data package and in the computer-readable data submitted on floppy diskette has been authorized by the Laboratory Manager or the Manager's designee, as verified by the following signature.

Signature: _____ Name: _____

Date: _____ Title: _____

U.S. EPA - CLP

1

INORGANIC ANALYSES DATA SHEET

EPA SAMPLE NO.

AL137

Lab Name: ITS_ENVIRONMENTAL_____ Contract: 98011_____

Lab Code: INCHVT Case No.: 98011_ SAS No.: _____ SDG No.: 68675_

Matrix (soil/water): WATER Lab Sample ID: 354881

Level (low/med): LOW__ Date Received: 03/27/98

% Solids: __0.0

Concentration Units (ug/L or mg/kg dry weight): UG/L_

CAS No.	Analyte	Concentration	C	Q	M
7429-90-5	Aluminum_	452			P
7440-36-0	Antimony_	11.6	B		P
7440-38-2	Arsenic__	6.7	B		P
7440-39-3	Barium___	80.7	B		P
7440-41-7	Beryllium	0.30	U		P
7440-43-9	Cadmium__	0.70	U		P
7440-70-2	Calcium__	110000			P
7440-47-3	Chromium_	9.9	B		P
7440-48-4	Cobalt___	3.7	U		P
7440-50-8	Copper___	9.2	B		P
7439-89-6	Iron____	786			P
7439-92-1	Lead____	2.6	U		P
7439-95-4	Magnesium	42500			P
7439-96-5	Manganese	5.8	B		P
7439-97-6	Mercury__	0.10	U		CV
7440-02-0	Nickel___	3.5	U		P
7440-09-7	Potassium	1960	B		P
7782-49-2	Selenium_	4.1	B		P
7440-22-4	Silver___	5.6	B		P
7440-23-5	Sodium___	28200			P
7440-28-0	Thallium_	7.5	B		P
7440-62-2	Vanadium_	8.1	B		P
7440-66-6	Zinc____	4.8	B		P
	Cyanide__	5.0	U		AS

Color Before: COLORLESS Clarity Before: CLEAR_ Texture: _____

Color After: COLORLESS Clarity After: CLEAR_ Artifacts: _____

Comments:

U.S. EPA - CLP

1

INORGANIC ANALYSES DATA SHEET

EPA SAMPLE NO.

AL143

Lab Name: ITS_ENVIRONMENTAL_____ Contract: 98011_____

Lab Code: INCHVT Case No.: 98011_ SAS No.: _____ SDG No.: 68675_

Matrix (soil/water): WATER Lab Sample ID: 354924

Level (low/med): LOW__ Date Received: 03/28/98

% Solids: __0.0

Concentration Units (ug/L or mg/kg dry weight): UG/L_

CAS No.	Analyte	Concentration	C	Q	M
7429-90-5	Aluminum_	698	_		P_
7440-36-0	Antimony_	17.9	B		P_
7440-38-2	Arsenic__	6.6	B		P_
7440-39-3	Barium___	59.1	B		P_
7440-41-7	Beryllium	0.30	U		P_
7440-43-9	Cadmium__	0.70	U		P_
7440-70-2	Calcium__	2540	B		P_
7440-47-3	Chromium_	5.3	B		P_
7440-48-4	Cobalt___	3.7	U		P_
7440-50-8	Copper___	6.5	B		P_
7439-89-6	Iron____	799	_		P_
7439-92-1	Lead____	2.6	U		P_
7439-95-4	Magnesium	670	B		P_
7439-96-5	Manganese	14.5	B		P_
7439-97-6	Mercury__	0.10	U		CV
7440-02-0	Nickel___	4.8	B		P_
7440-09-7	Potassium	1550	B		P_
7782-49-2	Selenium_	3.1	U		P_
7440-22-4	Silver___	6.0	B		P_
7440-23-5	Sodium___	137000	_		P_
7440-28-0	Thallium_	6.1	B		P_
7440-62-2	Vanadium_	8.6	B		P_
7440-66-6	Zinc____	5.9	B		P_
	Cyanide__	5.0	U		AS

Color Before: COLORLESS Clarity Before: CLEAR_ Texture: _____

Color After: COLORLESS Clarity After: CLEAR_ Artifacts: _____

Comments:

U.S. EPA - CLP

1

INORGANIC ANALYSES DATA SHEET

EPA SAMPLE NO.

AL144

Lab Name: ITS_ENVIRONMENTAL_____ Contract: 98011_____

Lab Code: INCHVT Case No.: 98011_ SAS No.: _____ SDG No.: 68675_

Matrix (soil/water): WATER Lab Sample ID: 354934

Level (low/med): LOW__ Date Received: 03/28/98

% Solids: __0.0

Concentration Units (ug/L or mg/kg dry weight): UG/L_

CAS No.	Analyte	Concentration	C	Q	M
7429-90-5	Aluminum_	47.7	B		P_
7440-36-0	Antimony_	10.7	U		P_
7440-38-2	Arsenic__	5.0	U		P_
7440-39-3	Barium___	28.5	B		P_
7440-41-7	Beryllium	0.30	U		P_
7440-43-9	Cadmium__	0.70	U		P_
7440-70-2	Calcium__	98500			P_
7440-47-3	Chromium_	2.0	U		P_
7440-48-4	Cobalt___	3.7	U		P_
7440-50-8	Copper___	3.4	U		P_
7439-89-6	Iron____	115			P_
7439-92-1	Lead____	2.6	U		P_
7439-95-4	Magnesium	9310			P_
7439-96-5	Manganese	2.6	B		P_
7439-97-6	Mercury__	0.10	U		CV
7440-02-0	Nickel___	3.5	U		P_
7440-09-7	Potassium	393	B		P_
7782-49-2	Selenium_	3.4	B		P_
7440-22-4	Silver___	2.6	U		P_
7440-23-5	Sodium___	9430			P_
7440-28-0	Thallium_	5.7	U		P_
7440-62-2	Vanadium_	5.2	U		P_
7440-66-6	Zinc____	2.6	B		P_
	Cyanide__	5.0	U		AS

Color Before: COLORLESS Clarity Before: CLEAR_ Texture: _____

Color After: COLORLESS Clarity After: CLEAR_ Artifacts: _____

Comments:

U.S. EPA - CLP

1
INORGANIC ANALYSES DATA SHEET

EPA SAMPLE NO.

AL146

Lab Name: ITS_ENVIRONMENTAL_____ Contract: 98011_____

Lab Code: INCHVT Case No.: 98011_ SAS No.: _____ SDG No.: 68675_

Matrix (soil/water): WATER Lab Sample ID: 354979

Level (low/med): LOW__ Date Received: 03/31/98

% Solids: __0.0

Concentration Units (ug/L or mg/kg dry weight): UG/L_

CAS No.	Analyte	Concentration	C	Q	M
7429-90-5	Aluminum_	81.2	B		P_
7440-36-0	Antimony_	10.7	U		P_
7440-38-2	Arsenic__	5.0	U		P_
7440-39-3	Barium___	42.9	B		P_
7440-41-7	Beryllium	0.30	U		P_
7440-43-9	Cadmium__	0.70	U		P_
7440-70-2	Calcium__	104000			P_
7440-47-3	Chromium_	2.0	U		P_
7440-48-4	Cobalt___	3.7	U		P_
7440-50-8	Copper___	3.4	U		P_
7439-89-6	Iron_____	166			P_
7439-92-1	Lead_____	2.6	U		P_
7439-95-4	Magnesium	12300			P_
7439-96-5	Manganese	0.80	U		P_
7439-97-6	Mercury__	0.10	U		CV
7440-02-0	Nickel___	3.5	U		P_
7440-09-7	Potassium	721	B		P_
7782-49-2	Selenium_	3.1	U		P_
7440-22-4	Silver___	2.6	U		P_
7440-23-5	Sodium___	10400			P_
7440-28-0	Thallium_	5.7	U		P_
7440-62-2	Vanadium_	5.2	U		P_
7440-66-6	Zinc_____	6.1	B		P_
	Cyanide__	5.0	U		AS

Color Before: COLORLESS Clarity Before: CLEAR_ Texture: _____

Color After: COLORLESS Clarity After: CLEAR_ Artifacts: _____

Comments:

U.S. EPA - CLP

1

INORGANIC ANALYSES DATA SHEET

EPA SAMPLE NO.

AL148

Lab Name: ITS_ENVIRONMENTAL_____ Contract: 98011_____

Lab Code: INCHVT Case No.: 98011_ SAS No.: _____ SDG No.: 68675_

Matrix (soil/water): WATER Lab Sample ID: 354883

Level (low/med): LOW__ Date Received: 03/27/98

% Solids: __0.0

Concentration Units (ug/L or mg/kg dry weight): UG/L_

CAS No.	Analyte	Concentration	C	Q	M
7429-90-5	Aluminum_	244			P
7440-36-0	Antimony_	10.7	U		P
7440-38-2	Arsenic__	5.0	U		P
7440-39-3	Barium___	38.4	B		P
7440-41-7	Beryllium	0.30	U		P
7440-43-9	Cadmium__	0.70	U		P
7440-70-2	Calcium__	101000			P
7440-47-3	Chromium_	5.2	B		P
7440-48-4	Cobalt___	3.7	U		P
7440-50-8	Copper___	6.8	B		P
7439-89-6	Iron____	527			P
7439-92-1	Lead____	2.6	U		P
7439-95-4	Magnesium	11600			P
7439-96-5	Manganese	14.7	B		P
7439-97-6	Mercury__	0.10	U		CV
7440-02-0	Nickel___	3.5	U		P
7440-09-7	Potassium	940	B		P
7782-49-2	Selenium_	5.4			P
7440-22-4	Silver___	3.1	B		P
7440-23-5	Sodium___	12800			P
7440-28-0	Thallium_	5.7	U		P
7440-62-2	Vanadium_	5.5	B		P
7440-66-6	Zinc____	4.2	B		P
	Cyanide__	5.0	U		AS

Color Before: COLORLESS Clarity Before: CLEAR_ Texture: _____

Color After: COLORLESS Clarity After: CLEAR_ Artifacts: _____

Comments:

U.S. EPA - CLP

1

INORGANIC ANALYSES DATA SHEET

EPA SAMPLE NO.

AL149

Lab Name: ITS_ENVIRONMENTAL_____ Contract: 98011_____

Lab Code: INCHVT Case No.: 98011_ SAS No.: _____ SDG No.: 68675_

Matrix (soil/water): WATER Lab Sample ID: 354981

Level (low/med): LOW__ Date Received: 03/31/98

% Solids: __0.0

Concentration Units (ug/L or mg/kg dry weight): UG/L_

CAS No.	Analyte	Concentration	C	Q	M
7429-90-5	Aluminum_	113	B		P_
7440-36-0	Antimony_	10.7	U		P_
7440-38-2	Arsenic__	5.0	U		P_
7440-39-3	Barium___	27.2	B		P_
7440-41-7	Beryllium	0.30	U		P_
7440-43-9	Cadmium__	0.70	U		P_
7440-70-2	Calcium__	80000			P_
7440-47-3	Chromium_	2.0	U		P_
7440-48-4	Cobalt___	3.7	U		P_
7440-50-8	Copper___	3.4	U		P_
7439-89-6	Iron_____	205			P_
7439-92-1	Lead_____	2.6	U		P_
7439-95-4	Magnesium	10000			P_
7439-96-5	Manganese	0.80	U		P_
7439-97-6	Mercury__	0.10	U		CV
7440-02-0	Nickel___	3.5	U		P_
7440-09-7	Potassium	1120	B		P_
7782-49-2	Selenium_	3.1	U		P_
7440-22-4	Silver___	2.6	U		P_
7440-23-5	Sodium___	7680			P_
7440-28-0	Thallium_	5.7	U		P_
7440-62-2	Vanadium_	5.2	U		P_
7440-66-6	Zinc_____	1.9	U		P_
_____	Cyanide__	5.0	U		AS
_____	_____	_____	_	_____	__

Color Before: COLORLESS Clarity Before: CLEAR_ Texture: _____

Color After: COLORLESS Clarity After: CLEAR_ Artifacts: _____

Comments:

FORM I - IN ILM03.0

U.S. EPA - CLP

1

INORGANIC ANALYSES DATA SHEET

EPA SAMPLE NO.

AL150

Lab Name: ITS_ENVIRONMENTAL_____ Contract: 98011_____

Lab Code: INCHVT Case No.: 98011_ SAS No.: _____ SDG No.: 68675_

Matrix (soil/water): WATER Lab Sample ID: 354933

Level (low/med): LOW__ Date Received: 03/28/98

% Solids: __0.0

Concentration Units (ug/L or mg/kg dry weight): UG/L_

CAS No.	Analyte	Concentration	C	Q	M
7429-90-5	Aluminum_	101	B		P_
7440-36-0	Antimony_	10.7	U		P_
7440-38-2	Arsenic__	5.0	U		P_
7440-39-3	Barium___	50.8	B		P_
7440-41-7	Beryllium	0.30	U		P_
7440-43-9	Cadmium__	0.70	U		P_
7440-70-2	Calcium__	131000			P_
7440-47-3	Chromium_	3.1	B		P_
7440-48-4	Cobalt___	3.7	U		P_
7440-50-8	Copper___	4.4	B		P_
7439-89-6	Iron____	248			P_
7439-92-1	Lead____	2.6	U		P_
7439-95-4	Magnesium	17000			P_
7439-96-5	Manganese	0.80	U		P_
7439-97-6	Mercury__	0.10	U		CV
7440-02-0	Nickel___	3.7	B		P_
7440-09-7	Potassium	1110	B		P_
7782-49-2	Selenium_	3.1	U		P_
7440-22-4	Silver___	2.6	U		P_
7440-23-5	Sodium___	22300			P_
7440-28-0	Thallium_	5.7	U		P_
7440-62-2	Vanadium_	5.2	U		P_
7440-66-6	Zinc____	2.1	B		P_
	Cyanide__	5.0	U		AS

Color Before: COLORLESS Clarity Before: CLEAR_ Texture: _____

Color After: COLORLESS Clarity After: CLEAR_ Artifacts: _____

Comments:

U.S. EPA - CLP

1
INORGANIC ANALYSES DATA SHEET

EPA SAMPLE NO.

AL151

Lab Name: ITS_ENVIRONMENTAL_____ Contract: 98011_____

Lab Code: INCHVT Case No.: 98011_ SAS No.: _____ SDG No.: 68675_

Matrix (soil/water): WATER Lab Sample ID: 354925

Level (low/med): LOW__ Date Received: 03/28/98

% Solids: __0.0

Concentration Units (ug/L or mg/kg dry weight): UG/L_

CAS No.	Analyte	Concentration	C	Q	M
7429-90-5	Aluminum_	794	_		P_
7440-36-0	Antimony_	10.7	U		P_
7440-38-2	Arsenic__	5.0	U		P_
7440-39-3	Barium___	38.9	B		P_
7440-41-7	Beryllium	0.30	U		P_
7440-43-9	Cadmium__	0.70	U		P_
7440-70-2	Calcium__	102000	_		P_
7440-47-3	Chromium_	6.5	B		P_
7440-48-4	Cobalt___	3.7	U		P_
7440-50-8	Copper___	6.1	B		P_
7439-89-6	Iron____	1100	_		P_
7439-92-1	Lead____	2.6	U		P_
7439-95-4	Magnesium	12300	_		P_
7439-96-5	Manganese	14.3	B		P_
7439-97-6	Mercury__	0.10	U		CV
7440-02-0	Nickel___	3.5	U		P_
7440-09-7	Potassium	1050	B		P_
7782-49-2	Selenium_	3.1	U		P_
7440-22-4	Silver___	2.6	U		P_
7440-23-5	Sodium___	12900	_		P_
7440-28-0	Thallium_	5.7	U		P_
7440-62-2	Vanadium_	6.8	B		P_
7440-66-6	Zinc____	6.8	B		P_
_____	Cyanide__	5.0	U		AS
_____	_____	_____	_		__

Color Before: COLORLESS Clarity Before: CLEAR_ Texture: _____

Color After: COLORLESS Clarity After: CLEAR_ Artifacts: _____

Comments:

U.S. EPA - CLP

1

INORGANIC ANALYSES DATA SHEET

EPA SAMPLE NO.

AL152

Lab Name: ITS_ENVIRONMENTAL_____ Contract: 98011_____

Lab Code: INCHVT Case No.: 98011_ SAS No.: _____ SDG No.: 68675_

Matrix (soil/water): WATER Lab Sample ID: 354926

Level (low/med): LOW__ Date Received: 03/28/98

% Solids: __0.0

Concentration Units (ug/L or mg/kg dry weight): UG/L_

CAS No.	Analyte	Concentration	C	Q	M
7429-90-5	Aluminum_	3800			P
7440-36-0	Antimony_	13.2	B		P
7440-38-2	Arsenic__	6.9	B		P
7440-39-3	Barium__	74.2	B		P
7440-41-7	Beryllium	0.33	B		P
7440-43-9	Cadmium__	0.70	U		P
7440-70-2	Calcium__	6250			P
7440-47-3	Chromium_	8.5	B		P
7440-48-4	Cobalt___	4.4	B		P
7440-50-8	Copper___	6.6	B		P
7439-89-6	Iron____	5300			P
7439-92-1	Lead____	2.6	U		P
7439-95-4	Magnesium	2040	B		P
7439-96-5	Manganese	83.1			P
7439-97-6	Mercury__	0.10	U		CV
7440-02-0	Nickel___	9.6	B		P
7440-09-7	Potassium	2030	B		P
7782-49-2	Selenium_	3.1	U		P
7440-22-4	Silver___	4.5	B		P
7440-23-5	Sodium___	126000			P
7440-28-0	Thallium_	5.7	U		P
7440-62-2	Vanadium_	10.3	B		P
7440-66-6	Zinc____	16.9	B		P
	Cyanide__	5.0	U		AS

Color Before: COLORLESS Clarity Before: CLOUDY Texture: _____

Color After: COLORLESS Clarity After: CLEAR_ Artifacts: _____

Comments:

U.S. EPA - CLP

1
INORGANIC ANALYSES DATA SHEET

EPA SAMPLE NO.

AL157

Lab Name: ITS_ENVIRONMENTAL_____ Contract: 98011_____

Lab Code: INCHVT Case No.: 98011_ SAS No.: _____ SDG No.: 68675_

Matrix (soil/water): WATER Lab Sample ID: 354930

Level (low/med): LOW__ Date Received: 03/28/98

% Solids: __0.0

Concentration Units (ug/L or mg/kg dry weight): UG/L_

CAS No.	Analyte	Concentration	C	Q	M
7429-90-5	Aluminum_	13400	_		P_
7440-36-0	Antimony_	13.6	B		P_
7440-38-2	Arsenic__	6.6	B		P_
7440-39-3	Barium___	176	B		P_
7440-41-7	Beryllium	0.78	B		P_
7440-43-9	Cadmium__	0.70	U		P_
7440-70-2	Calcium__	12600	_		P_
7440-47-3	Chromium_	13.0	_		P_
7440-48-4	Cobalt___	5.2	B		P_
7440-50-8	Copper___	10.3	B		P_
7439-89-6	Iron_____	9880	_		P_
7439-92-1	Lead_____	6.1	_		P_
7439-95-4	Magnesium	5450	_		P_
7439-96-5	Manganese	130	_		P_
7439-97-6	Mercury__	0.10	U		CV
7440-02-0	Nickel___	13.3	B		P_
7440-09-7	Potassium	4010	B		P_
7782-49-2	Selenium_	3.1	U		P_
7440-22-4	Silver___	3.8	B		P_
7440-23-5	Sodium___	101000	_		P_
7440-28-0	Thallium_	5.7	U		P_
7440-62-2	Vanadium_	16.1	B		P_
7440-66-6	Zinc_____	29.0	_		P_
_____	Cyanide__	5.0	U		AS

Color Before: COLORLESS Clarity Before: CLOUDY Texture: _____

Color After: YELLOW___ Clarity After: CLEAR_ Artifacts: _____

Comments:

U.S. EPA - CLP

2A
INITIAL AND CONTINUING CALIBRATION VERIFICATION

Lab Name: ITS_ENVIRONMENTAL_____ Contract: 98011_____

Lab Code: INCHVT Case No.: 98011_ SAS No.: _____ SDG No.: 68675_

Initial Calibration Source: VENTURES____

Continuing Calibration Source: SPEX_____

Concentration Units: ug/L

Analyte	Initial Calibration True	Initial Calibration Found	Initial Calibration %R(1)	Continuing Calibration True	Continuing Calibration Found	Continuing Calibration %R(1)	Continuing Calibration Found	Continuing Calibration %R(1)	M
Aluminum	26000.0	26150.00	100.6	30200.0	30680.00	101.6	30980.00	102.6	P
Antimony	250.0	257.50	103.0	300.0	291.90	97.3	304.80	101.6	P
Arsenic	250.0	248.10	99.2	100.0	99.77	99.8	104.60	104.6	P
Barium	500.0	488.70	97.7	200.0	193.40	96.7	195.10	97.6	P
Beryllium	500.0	499.60	99.9	100.0	98.02	98.0	99.12	99.1	P
Cadmium	500.0	474.40	94.9	100.0	92.27	92.3	93.15	93.2	P
Calcium	25000.0	25590.00	102.4	30200.0	30660.00	101.5	31160.00	103.2	P
Chromium	500.0	499.30	99.9	200.0	200.80	100.4	205.20	102.6	P
Cobalt	500.0	490.40	98.1	200.0	192.50	96.2	196.80	98.4	P
Copper	500.0	497.60	99.5	200.0	194.30	97.2	197.40	98.7	P
Iron	25500.0	26050.00	102.2	30200.0	30650.00	101.5	31070.00	102.9	P
Lead	1000.0	1012.00	101.2	400.0	394.00	98.5	400.70	100.2	P
Magnesium	25000.0	25340.00	101.4	30200.0	30810.00	102.0	31370.00	103.9	P
Manganese	500.0	490.00	98.0	200.0	193.20	96.6	196.00	98.0	P
Mercury	1.8	1.84	102.2	5.0	5.13	102.6	5.18	103.6	CV
Nickel	500.0	495.00	99.0	200.0	195.80	97.9	200.30	100.2	P
Potassium	25000.0	26400.00	105.6	30200.0	31310.00	103.7	31480.00	104.2	P
Selenium	250.0	240.40	96.2	100.0	96.67	96.7	98.09	98.1	P
Silver	500.0	490.70	98.1	100.0	97.08	97.1	100.60	100.6	P
Sodium	25000.0	25620.00	102.5	30200.0	30080.00	99.6	31140.00	103.1	P
Thallium	250.0	238.80	95.5	100.0	96.82	96.8	102.00	102.0	P
Vanadium	500.0	501.00	100.2	200.0	197.40	98.7	203.50	101.8	P
Zinc	500.0	485.40	97.1	200.0	192.20	96.1	195.90	98.0	P
Cyanide									NR

(1) Control Limits: Mercury 80-120; Other Metals 90-110; Cyanide 85-115

U.S. EPA - CLP

2A
INITIAL AND CONTINUING CALIBRATION VERIFICATION

Lab Name: ITS_ENVIRONMENTAL_____ Contract: 98011_____

Lab Code: INCHVT Case No.: 98011_ SAS No.: _____ SDG No.: 68675_

Initial Calibration Source: VENTURES____

Continuing Calibration Source: SPEX_____

Concentration Units: ug/L

Analyte	Initial Calibration True	Initial Calibration Found	Initial Calibration %R(1)	Continuing Calibration True	Continuing Calibration Found	Continuing Calibration %R(1)	Continuing Calibration Found	Continuing Calibration %R(1)	M
Aluminum				30200.0	30930.00	102.4	30900.00	102.3	P
Antimony				300.0	295.30	98.4	293.60	97.9	P
Arsenic				100.0	100.70	100.7	100.30	100.3	P
Barium				200.0	193.70	96.8	193.20	96.6	P
Beryllium				100.0	99.07	99.1	98.70	98.7	P
Cadmium				100.0	92.36	92.4	92.07	92.1	P
Calcium				30200.0	31090.00	102.9	30960.00	102.5	P
Chromium				200.0	203.00	101.5	202.70	101.4	P
Cobalt				200.0	194.30	97.2	194.20	97.1	P
Copper				200.0	194.00	97.0	193.60	96.8	P
Iron				30200.0	30970.00	102.5	30890.00	102.3	P
Lead				400.0	399.10	99.8	400.10	100.0	P
Magnesium				30200.0	31250.00	103.5	31240.00	103.4	P
Manganese				200.0	195.20	97.6	194.50	97.2	P
Mercury				5.0	5.16	103.2	5.16	103.2	CV
Nickel				200.0	196.70	98.4	196.30	98.2	P
Potassium				30200.0	31120.00	103.0	30700.00	101.7	P
Selenium				100.0	99.13	99.1	101.60	101.6	P
Silver				100.0	96.55	96.6	96.63	96.6	P
Sodium				30200.0	30100.00	99.7	29790.00	98.6	P
Thallium				100.0	96.67	96.7	95.53	95.5	P
Vanadium				200.0	199.30	99.6	199.20	99.6	P
Zinc				200.0	195.10	97.6	195.00	97.5	P
Cyanide									NR

(1) Control Limits: Mercury 80-120; Other Metals 90-110; Cyanide 85-115

U.S. EPA - CLP

2A
INITIAL AND CONTINUING CALIBRATION VERIFICATION

Lab Name: ITS_ENVIRONMENTAL_____ Contract: 98011_____

Lab Code: INCHVT Case No.: 98011_ SAS No.: _____ SDG No.: 68675_

Initial Calibration Source: VENTURES____

Continuing Calibration Source: SPEX_____

Concentration Units: ug/L

Analyte	Initial Calibration True	Initial Calibration Found	Initial Calibration %R(1)	Continuing Calibration True	Continuing Calibration Found	Continuing Calibration %R(1)	Continuing Calibration Found	Continuing Calibration %R(1)	M
Aluminum									NR
Antimony									NR
Arsenic									NR
Barium									NR
Beryllium									NR
Cadmium									NR
Calcium									NR
Chromium									NR
Cobalt									NR
Copper									NR
Iron									NR
Lead									NR
Magnesium									NR
Manganese									NR
Mercury									NR
Nickel									NR
Potassium									NR
Selenium									NR
Silver									NR
Sodium	25000.0	22910.00	91.6	30200.0	28120.00	93.1	29050.00	96.2	P
Thallium									NR
Vanadium									NR
Zinc									NR
Cyanide									NR

(1) Control Limits: Mercury 80-120; Other Metals 90-110; Cyanide 85-115

U.S. EPA - CLP

2A
INITIAL AND CONTINUING CALIBRATION VERIFICATION

Lab Name: ITS_ENVIRONMENTAL_____ Contract: 98011_____

Lab Code: INCHVT Case No.: 98011_ SAS No.: _____ SDG No.: 68675_

Initial Calibration Source: FISHER_____

Continuing Calibration Source: FISHER_____

Concentration Units: ug/L

Analyte	Initial Calibration True	Initial Calibration Found	Initial Calibration %R(1)	Continuing Calibration True	Continuing Calibration Found	Continuing Calibration %R(1)	Continuing Calibration Found	Continuing Calibration %R(1)	M
Aluminum									NR
Antimony									NR
Arsenic									NR
Barium									NR
Beryllium									NR
Cadmium									NR
Calcium									NR
Chromium									NR
Cobalt									NR
Copper									NR
Iron									NR
Lead									NR
Magnesium									NR
Manganese									NR
Mercury									NR
Nickel									NR
Potassium									NR
Selenium									NR
Silver									NR
Sodium									NR
Thallium									NR
Vanadium									NR
Zinc									NR
Cyanide	120.0	120.50	100.4	150.0	148.00	98.7	148.00	98.7	AS

(1) Control Limits: Mercury 80-120; Other Metals 90-110; Cyanide 85-115

U.S. EPA - CLP

2A
INITIAL AND CONTINUING CALIBRATION VERIFICATION

Lab Name: ITS_ENVIRONMENTAL_____ Contract: 98011_____

Lab Code: INCHVT Case No.: 98011_ SAS No.: _____ SDG No.: 68675_

Initial Calibration Source: FISHER_____

Continuing Calibration Source: FISHER_____

Concentration Units: ug/L

Analyte	Initial Calibration True	Initial Calibration Found	Initial Calibration %R(1)	Continuing Calibration True	Continuing Calibration Found	Continuing Calibration %R(1)	Continuing Calibration Found	Continuing Calibration %R(1)	M
Aluminum									NR
Antimony									NR
Arsenic									NR
Barium									NR
Beryllium									NR
Cadmium									NR
Calcium									NR
Chromium									NR
Cobalt									NR
Copper									NR
Iron									NR
Lead									NR
Magnesium									NR
Manganese									NR
Mercury									NR
Nickel									NR
Potassium									NR
Selenium									NR
Silver									NR
Sodium									NR
Thallium									NR
Vanadium									NR
Zinc									NR
Cyanide				150.0	148.00	98.7	148.00	98.7	AS

(1) Control Limits: Mercury 80-120; Other Metals 90-110; Cyanide 85-115

U.S. EPA - CLP

2A
INITIAL AND CONTINUING CALIBRATION VERIFICATION

Lab Name: ITS_ENVIRONMENTAL_____ Contract: 98011_____

Lab Code: INCHVT Case No.: 98011_ SAS No.: _____ SDG No.: 68675_

Initial Calibration Source: FISHER_____

Continuing Calibration Source: FISHER_____

Concentration Units: ug/L

Analyte	Initial Calibration True	Initial Calibration Found	Initial Calibration %R(1)	Continuing Calibration True	Continuing Calibration Found	Continuing Calibration %R(1)	Continuing Calibration Found	Continuing Calibration %R(1)	M
Aluminum									NR
Antimony									NR
Arsenic									NR
Barium									NR
Beryllium									NR
Cadmium									NR
Calcium									NR
Chromium									NR
Cobalt									NR
Copper									NR
Iron									NR
Lead									NR
Magnesium									NR
Manganese									NR
Mercury									NR
Nickel									NR
Potassium									NR
Selenium									NR
Silver									NR
Sodium									NR
Thallium									NR
Vanadium									NR
Zinc									NR
Cyanide	120.0	118.50	98.8	150.0	150.00	100.0	155.00	103.3	AS

(1) Control Limits: Mercury 80-120; Other Metals 90-110; Cyanide 85-115

U.S. EPA - CLP

2A

INITIAL AND CONTINUING CALIBRATION VERIFICATION

Lab Name: ITS_ENVIRONMENTAL_____ Contract: 98011_____

Lab Code: INCHVT Case No.: 98011_ SAS No.: _____ SDG No.: 68675_

Initial Calibration Source: FISHER_____

Continuing Calibration Source: FISHER_____

Concentration Units: ug/L

Analyte	Initial Calibration True	Initial Calibration Found	Initial Calibration %R(1)	Continuing Calibration True	Continuing Calibration Found	Continuing Calibration %R(1)	Continuing Calibration Found	Continuing Calibration %R(1)	M
Aluminum									NR
Antimony									NR
Arsenic									NR
Barium									NR
Beryllium									NR
Cadmium									NR
Calcium									NR
Chromium									NR
Cobalt									NR
Copper									NR
Iron									NR
Lead									NR
Magnesium									NR
Manganese									NR
Mercury									NR
Nickel									NR
Potassium									NR
Selenium									NR
Silver									NR
Sodium									NR
Thallium									NR
Vanadium									NR
Zinc									NR
Cyanide				150.0	159.00	106.0			AS

(1) Control Limits: Mercury 80-120; Other Metals 90-110; Cyanide 85-115

U.S. EPA - CLP

2A
INITIAL AND CONTINUING CALIBRATION VERIFICATION

Lab Name: ITS_ENVIRONMENTAL_____ Contract: 98011_____

Lab Code: INCHVT Case No.: 98011_ SAS No.: _____ SDG No.: 68675_

Initial Calibration Source: FISHER_____

Continuing Calibration Source: FISHER_____

Concentration Units: ug/L

Analyte	Initial Calibration True	Initial Calibration Found	Initial Calibration %R(1)	Continuing Calibration True	Continuing Calibration Found	Continuing Calibration %R(1)	Continuing Calibration Found	Continuing Calibration %R(1)	M
Aluminum_									NR
Antimony_									NR
Arsenic__									NR
Barium___									NR
Beryllium									NR
Cadmium__									NR
Calcium__									NR
Chromium_									NR
Cobalt___									NR
Copper___									NR
Iron____									NR
Lead____									NR
Magnesium									NR
Manganese									NR
Mercury__									NR
Nickel___									NR
Potassium									NR
Selenium_									NR
Silver___									NR
Sodium___									NR
Thallium_									NR
Vanadium_									NR
Zinc____									NR
Cyanide__	120.0	125.50	104.6	150.0	136.00	90.7	136.00	90.7	AS

(1) Control Limits: Mercury 80-120; Other Metals 90-110; Cyanide 85-115

U.S. EPA - CLP

2A
INITIAL AND CONTINUING CALIBRATION VERIFICATION

Lab Name: ITS_ENVIRONMENTAL_____ Contract: 98011_____

Lab Code: INCHVT Case No.: 98011_ SAS No.: _____ SDG No.: 68675_

Initial Calibration Source: FISHER_____

Continuing Calibration Source: FISHER_____

Concentration Units: ug/L

Analyte	Initial Calibration True	Initial Calibration Found	Initial Calibration %R(1)	Continuing Calibration True	Continuing Calibration Found	Continuing Calibration %R(1)	Continuing Calibration Found	Continuing Calibration %R(1)	M
Aluminum									NR
Antimony									NR
Arsenic									NR
Barium									NR
Beryllium									NR
Cadmium									NR
Calcium									NR
Chromium									NR
Cobalt									NR
Copper									NR
Iron									NR
Lead									NR
Magnesium									NR
Manganese									NR
Mercury									NR
Nickel									NR
Potassium									NR
Selenium									NR
Silver									NR
Sodium									NR
Thallium									NR
Vanadium									NR
Zinc									NR
Cyanide	120.0	131.00	109.2	150.0	147.00	98.0	148.00	98.7	AS

(1) Control Limits: Mercury 80-120; Other Metals 90-110; Cyanide 85-115

U.S. EPA - CLP

2A
INITIAL AND CONTINUING CALIBRATION VERIFICATION

Lab Name: ITS_ENVIRONMENTAL_____ Contract: 98011_____

Lab Code: INCHVT Case No.: 98011_ SAS No.: _____ SDG No.: 68675_

Initial Calibration Source: FISHER_____

Continuing Calibration Source: FISHER_____

Concentration Units: ug/L

Analyte	Initial Calibration True	Initial Calibration Found	Initial Calibration %R(1)	Continuing Calibration True	Continuing Calibration Found	Continuing Calibration %R(1)	Continuing Calibration Found	Continuing Calibration %R(1)	M
Aluminum									NR
Antimony									NR
Arsenic									NR
Barium									NR
Beryllium									NR
Cadmium									NR
Calcium									NR
Chromium									NR
Cobalt									NR
Copper									NR
Iron									NR
Lead									NR
Magnesium									NR
Manganese									NR
Mercury									NR
Nickel									NR
Potassium									NR
Selenium									NR
Silver									NR
Sodium									NR
Thallium									NR
Vanadium									NR
Zinc									NR
Cyanide				150.0	151.00	100.7	153.00	102.0	AS

(1) Control Limits: Mercury 80-120; Other Metals 90-110; Cyanide 85-115

U.S. EPA - CLP

2B
CRDL STANDARD FOR AA AND ICP

Lab Name: ITS_ENVIRONMENTAL_____ Contract: 98011_____

Lab Code: INCHVT Case No.: 98011_ SAS No.: _____ SDG No.: 68675_

AA CRDL Standard Source: VENTURES____

ICP CRDL Standard Source: VENTURES____

Concentration Units: ug/L

Analyte	CRDL Standard for AA			CRDL Standard for ICP				
					Initial		Final	
	True	Found	%R	True	Found	%R	Found	%R
Aluminum				400.0	523.20	130.8	603.30	150.8
Antimony				120.0	125.00	104.2	124.80	104.0
Arsenic				20.0	23.96	119.8	23.33	116.6
Barium				400.0	382.30	95.6	381.00	95.2
Beryllium				10.0	9.95	99.5	10.04	100.4
Cadmium				10.0	9.02	90.2	9.11	91.1
Calcium				10000.0	10200.00	102.0	10390.00	103.9
Chromium				20.0	23.46	117.3	23.19	116.0
Cobalt				100.0	97.83	97.8	98.08	98.1
Copper				50.0	52.17	104.3	51.49	103.0
Iron				200.0	395.00	197.5	418.40	209.2
Lead				6.0	7.42	123.7	6.88	114.7
Magnesium				10000.0	10410.00	104.1	10630.00	106.3
Manganese				30.0	29.10	97.0	29.28	97.6
Mercury	0.2	0.15	75.0					
Nickel				80.0	78.29	97.9	78.38	98.0
Potassium				10000.0	10710.00	107.1	10450.00	104.5
Selenium				10.0	10.58	105.8	13.81	138.1
Silver				20.0	22.65	113.2	21.54	107.7
Sodium				10000.0	10720.00	107.2	10230.00	102.3
Thallium				20.0	23.81	119.0	22.12	110.6
Vanadium				100.0	102.60	102.6	102.30	102.3
Zinc				40.0	39.81	99.5	40.34	100.8

U.S. EPA - CLP

2B
CRDL STANDARD FOR AA AND ICP

Lab Name: ITS_ENVIRONMENTAL_____ Contract: 98011_____

Lab Code: INCHVT Case No.: 98011_ SAS No.: _____ SDG No.: 68675_

AA CRDL Standard Source: VENTURES____

ICP CRDL Standard Source: VENTURES____

Concentration Units: ug/L

Analyte	CRDL Standard for AA			CRDL Standard for ICP				
					Initial		Final	
	True	Found	%R	True	Found	%R	Found	%R
Aluminum								
Antimony								
Arsenic								
Barium								
Beryllium								
Cadmium								
Calcium								
Chromium								
Cobalt								
Copper								
Iron								
Lead								
Magnesium								
Manganese								
Mercury								
Nickel								
Potassium								
Selenium								
Silver								
Sodium				10000.0	9424.00	94.2	9522.00	95.2
Thallium								
Vanadium								
Zinc								

U.S. EPA - CLP

3
BLANKS

Lab Name: ITS_ENVIRONMENTAL_____ Contract: 98011_____

Lab Code: INCHVT Case No.: 98011_ SAS No.: _____ SDG No.: 68675_

Preparation Blank Matrix (soil/water): WATER

Preparation Blank Concentration Units (ug/L or mg/kg): UG/L_

Analyte	Initial Calib. Blank (ug/L)	C	Continuing Calibration Blank (ug/L) 1	C	2	C	3	C	Prepa-ration Blank	C	M
Aluminum	27.7	U	44.3	B	44.6	B	41.5	B	27.700	U	P
Antimony	10.7	U	10.7	U	11.4	B	10.7	U	10.700	U	P
Arsenic	5.0	U	5.0	U	5.9	B	5.0	U	5.000	U	P
Barium	7.6	U	7.6	U	7.6	U	7.6	U	7.600	U	P
Beryllium	0.3	U	0.3	U	0.3	U	0.3	U	0.300	U	P
Cadmium	0.7	U	0.7	U	0.7	U	0.7	U	0.700	U	P
Calcium	190.0	U	190.0	U	190.0	U	190.0	U	190.000	U	P
Chromium	2.0	U	2.0	U	2.2	B	2.0	U	2.000	U	P
Cobalt	3.7	U	3.7	U	3.7	U	3.7	U	3.700	U	P
Copper	3.4	U	3.4	U	3.6	B	3.4	U	3.400	U	P
Iron	70.8	U	70.8	U	70.8	U	70.8	U	70.800	U	P
Lead	2.6	U	2.6	U	2.6	U	2.6	U	2.600	U	P
Magnesium	197.0	U	197.0	U	197.0	U	197.0	U	197.000	U	P
Manganese	0.8	U	0.8	U	0.8	U	0.8	U	0.800	U	P
Mercury	0.1	U	0.1	U	0.1	U	0.1	U	0.100	U	CV
Nickel	3.5	U	3.5	U	3.5	U	3.5	U	3.500	U	P
Potassium	222.0	U	222.0	U	222.0	U	222.0	U	222.000	U	P
Selenium	3.1	U	3.1	U	3.1	U	3.1	U	3.100	U	P
Silver	2.6	U	3.1	B	3.6	B	2.6	U	2.600	U	P
Sodium	838.0	U	902.1	B	1039.0	B	838.0	U	838.000	U	P
Thallium	5.7	U	5.7	U	5.7	U	5.7	U	5.700	U	P
Vanadium	5.2	U	5.2	U	5.2	U	5.2	U	5.200	U	P
Zinc	1.9	U	1.9	U	1.9	U	1.9	U	2.546	B	P
Cyanide	10.0	U	10.0	U	10.0	U	10.0	U	5.000	U	AS

U.S. EPA - CLP

3
BLANKS

Lab Name: ITS_ENVIRONMENTAL_____ Contract: 98011_____

Lab Code: INCHVT Case No.: 98011_ SAS No.: _____ SDG No.: 68675_

Preparation Blank Matrix (soil/water): WATER

Preparation Blank Concentration Units (ug/L or mg/kg): UG/L_

Analyte	Initial Calib. Blank (ug/L)	C	Continuing Calibration Blank (ug/L) 1	C	2	C	3	C	Prepa-ration Blank	C	M
Aluminum			44.9	B							P
Antimony			10.7	U							P
Arsenic			5.0	U							P
Barium			7.6	U							P
Beryllium			0.3	U							P
Cadmium			0.7	U							P
Calcium			190.0	U							P
Chromium			2.0	U							P
Cobalt			3.7	U							P
Copper			3.4	U							P
Iron			70.8	U							P
Lead			2.6	U							P
Magnesium			197.0	U							P
Manganese			0.8	U							P
Mercury			0.1	U					0.100	U	CV
Nickel			3.5	U							P
Potassium			222.0	U							P
Selenium			3.1	U							P
Silver			2.6	U							P
Sodium			838.0	U							P
Thallium			5.7	U							P
Vanadium			5.2	U							P
Zinc			1.9	U							P
Cyanide			10.0	U					5.000	U	AS

U.S. EPA - CLP

3
BLANKS

Lab Name: ITS_ENVIRONMENTAL_____ Contract: 98011_____

Lab Code: INCHVT Case No.: 98011_ SAS No.: _____ SDG No.: 68675_

Preparation Blank Matrix (soil/water): WATER

Preparation Blank Concentration Units (ug/L or mg/kg): UG/L_

Analyte	Initial Calib. Blank (ug/L)	C	Continuing Calibration Blank (ug/L) 1	C	2	C	3	C	Prepa-ration Blank	C	M
Aluminum											NR
Antimony											NR
Arsenic											NR
Barium											NR
Beryllium											NR
Cadmium											NR
Calcium											NR
Chromium											NR
Cobalt											NR
Copper											NR
Iron											NR
Lead											NR
Magnesium											NR
Manganese											NR
Mercury											NR
Nickel											NR
Potassium											NR
Selenium											NR
Silver											NR
Sodium	838.0	U	838.0	U	838.0	U					P
Thallium											NR
Vanadium											NR
Zinc											NR
Cyanide	10.0	U	10.0	U	10.0	U	10.0	U	5.000	U	AS

U.S. EPA - CLP

3
BLANKS

Lab Name: ITS_ENVIRONMENTAL_____ Contract: 98011_____

Lab Code: INCHVT Case No.: 98011_ SAS No.: _____ SDG No.: 68675_

Preparation Blank Matrix (soil/water): WATER

Preparation Blank Concentration Units (ug/L or mg/kg): UG/L_

Analyte	Initial Calib. Blank (ug/L)	C	Continuing Calibration Blank (ug/L) 1	C	2	C	3	C	Prepa-ration Blank	C	M
Aluminum											NR
Antimony											NR
Arsenic											NR
Barium											NR
Beryllium											NR
Cadmium											NR
Calcium											NR
Chromium											NR
Cobalt											NR
Copper											NR
Iron											NR
Lead											NR
Magnesium											NR
Manganese											NR
Mercury											NR
Nickel											NR
Potassium											NR
Selenium											NR
Silver											NR
Sodium											NR
Thallium											NR
Vanadium											NR
Zinc											NR
Cyanide	10.0	U	10.0	U	10.0	U			5.000	U	AS

U.S. EPA - CLP

3
BLANKS

Lab Name: ITS_ENVIRONMENTAL_____ Contract: 98011_____

Lab Code: INCHVT Case No.: 98011_ SAS No.: _____ SDG No.: 68675_

Preparation Blank Matrix (soil/water): _____

Preparation Blank Concentration Units (ug/L or mg/kg): _____

Analyte	Initial Calib. Blank (ug/L)	C	Continuing Calibration Blank (ug/L) 1	C	2	C	3	C	Prepa-ration Blank	C	M
Aluminum											NR
Antimony											NR
Arsenic											NR
Barium											NR
Beryllium											NR
Cadmium											NR
Calcium											NR
Chromium											NR
Cobalt											NR
Copper											NR
Iron											NR
Lead											NR
Magnesium											NR
Manganese											NR
Mercury											NR
Nickel											NR
Potassium											NR
Selenium											NR
Silver											NR
Sodium											NR
Thallium											NR
Vanadium											NR
Zinc											NR
Cyanide	10.0	U	10.0	U	10.0	U	10.0	U			AS

U.S. EPA - CLP

3
BLANKS

Lab Name: ITS_ENVIRONMENTAL_____ Contract: 98011_____

Lab Code: INCHVT Case No.: 98011_ SAS No.: _____ SDG No.: 68675_

Preparation Blank Matrix (soil/water): _____

Preparation Blank Concentration Units (ug/L or mg/kg): _____

Analyte	Initial Calib. Blank (ug/L)	C	Continuing Calibration Blank (ug/L) 1	C	2	C	3	C	Prepa-ration Blank	C	M
Aluminum											NR
Antimony											NR
Arsenic											NR
Barium											NR
Beryllium											NR
Cadmium											NR
Calcium											NR
Chromium											NR
Cobalt											NR
Copper											NR
Iron											NR
Lead											NR
Magnesium											NR
Manganese											NR
Mercury											NR
Nickel											NR
Potassium											NR
Selenium											NR
Silver											NR
Sodium											NR
Thallium											NR
Vanadium											NR
Zinc											NR
Cyanide			10.0	U							AS

U.S. EPA - CLP

4

ICP INTERFERENCE CHECK SAMPLE

Lab Name: ITS_ENVIRONMENTAL_____ Contract: 98011_____

Lab Code: INCHVT Case No.: 98011_ SAS No: _____ SDG No.: 68675_

ICP ID Number: ICP6 TJA 61E ICS Source: VENTURES____

Concentration Units: ug/L

Analyte	True Sol. A	True Sol. AB	Initial Found Sol. A	Initial Found Sol. AB	%R	Final Found Sol. A	Final Found Sol. AB	%R
Aluminum	500000	505420	493700	496800.0	98.3	499400	500200.0	99.0
Antimony	0	623	-19	645.2	103.6	-20	641.6	103.0
Arsenic	0	108	-5	114.3	105.8	-5	112.3	104.0
Barium	0	512	3	503.1	98.3	3	501.4	97.9
Beryllium	0	503	1	494.5	98.3	1	498.6	99.1
Cadmium	0	950	-6	931.3	98.0	-5	929.3	97.8
Calcium	500000	480060	465600	468200.0	97.5	472200	472500.0	98.4
Chromium	0	508	11	496.2	97.7	11	499.0	98.2
Cobalt	0	484	-2	472.1	97.5	-2	476.0	98.3
Copper	0	511	-22	499.8	97.8	-22	497.7	97.4
Iron	200000	202940	196100	198200.0	97.7	198400	199900.0	98.5
Lead	0	57	-1	66.8	117.2	1	67.9	119.1
Magnesium	500000	540400	521700	527300.0	97.6	532500	535300.0	99.1
Manganese	0	495	3	483.9	97.8	3	487.6	98.5
Mercury								
Nickel	0	1005	27	985.7	98.1	27	989.1	98.4
Potassium	0	0	-314	-279.6		-377	-395.7	
Selenium	0	73	5	75.0	102.7	7	77.1	105.6
Silver	0	220	-9	215.3	97.9	-10	214.5	97.5
Sodium	0	0	1759	2421.0		1664	1839.0	
Thallium	0	106	2	109.1	102.9	0	107.2	101.1
Vanadium	0	515	2	501.6	97.4	2	503.8	97.8
Zinc	0	952	2	927.7	97.4	2	939.5	98.7

U.S. EPA - CLP

4

ICP INTERFERENCE CHECK SAMPLE

Lab Name: ITS_ENVIRONMENTAL_____ Contract: 98011_____

Lab Code: INCHVT Case No.: 98011_ SAS No: _____ SDG No.: 68675_

ICP ID Number: ICP5 TJA 61E ICS Source: VENTURES____

Concentration Units: ug/L

Analyte	True Sol. A	True Sol. AB	Initial Found Sol. A	Initial Found Sol. AB	Initial Found %R	Final Found Sol. A	Final Found Sol. AB	Final Found %R
Aluminum								
Antimony								
Arsenic								
Barium								
Beryllium								
Cadmium								
Calcium								
Chromium								
Cobalt								
Copper								
Iron								
Lead								
Magnesium								
Manganese								
Mercury								
Nickel								
Potassium								
Selenium								
Silver								
Sodium	[illegible]	0	208	-49.7		430	65.0	
Thallium								
Vanadium								
Zinc								

U.S. EPA - CLP

7

LABORATORY CONTROL SAMPLE

Lab Name: ITS_ENVIRONMENTAL_____ Contract: 98011_____

Lab Code: INCHVT Case No.: 98011_ SAS No.: _____ SDG No.: 68675_

Solid LCS Source: _____

Aqueous LCS Source: VENTURES____

Analyte	Aqueous (ug/L) True	Found	%R	Solid (mg/kg) True	Found	C	Limits		%R
Aluminum	51000.0	51960.00	101.9						
Antimony	2000.0	1999.00	100.0						
Arsenic	1050.0	1045.00	99.5						
Barium	500.0	495.00	99.0						
Beryllium	500.0	505.20	101.0						
Cadmium	525.0	486.20	92.6						
Calcium	50000.0	51460.00	102.9						
Chromium	500.0	507.90	101.6						
Cobalt	500.0	494.00	98.8						
Copper	500.0	501.20	100.2						
Iron	50500.0	51700.00	102.4						
Lead	1015.0	1022.00	100.7						
Magnesium	50000.0	51260.00	102.5						
Manganese	500.0	495.10	99.0						
Mercury	1.0	1.02	102.0						
Nickel	500.0	499.40	99.9						
Potassium	50000.0	50670.00	101.3						
Selenium	525.0	524.60	99.9						
Silver	500.0	497.30	99.5						
Sodium	50000.0	51080.00	102.2						
Thallium	550.0	505.00	91.8						
Vanadium	500.0	508.00	101.6						
Zinc	500.0	486.00	97.2						
Cyanide									

U.S. EPA - CLP

7

LABORATORY CONTROL SAMPLE

Lab Name: ITS_ENVIRONMENTAL_____ Contract: 98011_____

Lab Code: INCHVT Case No.: 98011_ SAS No.: _____ SDG No.: 68675_

Solid LCS Source: _____

Aqueous LCS Source: VENTURES____

Analyte	Aqueous (ug/L) True	Found	%R	Solid (mg/kg) True	Found	C	Limits		%R
Aluminum									
Antimony									
Arsenic									
Barium									
Beryllium									
Cadmium									
Calcium									
Chromium									
Cobalt									
Copper									
Iron									
Lead									
Magnesium									
Manganese									
Mercury	1.0	1.00	100.0						
Nickel									
Potassium									
Selenium									
Silver									
Sodium									
Thallium									
Vanadium									
Zinc									
Cyanide									

U.S. EPA - CLP

8
STANDARD ADDITION RESULTS

Lab Name: ITS_ENVIRONMENTAL_____ Contract:98011_____

Lab Code: INCHVT Case No.: 98011_ SAS No.:_____ SDG No.:68675_

Concentration Units: ug/L

EPA Sample No.	An	0 ADD ABS	1 ADD CON	1 ADD ABS	2 ADD CON	2 ADD ABS	3 ADD CON	3 ADD ABS	Final Conc.	r	Q

U.S. EPA - CLP

9
ICP SERIAL DILUTION

EPA SAMPLE NO.

AL137L

Lab Name: ITS_ENVIRONMENTAL_____ Contract: 98011_____

Lab Code: INCHVT Case No.: 98011_ SAS No.: _____ SDG No.: 68675_

Matrix (soil/water): WATER Level (low/med): LOW__

Concentration Units: ug/L

Analyte	Initial Sample Result (I)	C	Serial Dilution Result (S)	C	% Difference	Q	M
Aluminum	451.50		498.00	B	10.3		P
Antimony	11.65	B	53.50	U	100.0		P
Arsenic	6.66	B	25.00	U	100.0		P
Barium	80.69	B	76.40	B	5.3		P
Beryllium	0.30	U	1.50	U			P
Cadmium	0.70	U	3.50	U			P
Calcium	110400.00		103400.00		6.3		P
Chromium	9.86	B	18.07	B	83.3		P
Cobalt	3.70	U	18.50	U			P
Copper	9.17	B	22.50	B	145.4		P
Iron	786.10		989.50		25.9		P
Lead	2.60	U	13.00	U			P
Magnesium	42460.00		39450.00		7.1		P
Manganese	5.80	B	6.38	B	10.0		P
Mercury							NR
Nickel	3.50	U	17.50	U			P
Potassium	1961.00	B	2096.00	B	6.9		P
Selenium	4.11	B	15.50	U	100.0		P
Silver	5.63	B	17.34	B	208.0		P
Sodium	28190.00		30060.00		6.6		P
Thallium	7.51	B	28.50	U	100.0		P
Vanadium	8.06	B	26.00	U	100.0		P
Zinc	4.76	B	13.00	B	173.1		P

U.S. EPA - CLP

10
Instrument Detection Limits (Quarterly)

Lab Name: ITS_ENVIRONMENTAL_____ Contract: 98011_____

Lab Code: INCHVT Case No.: 98011_ SAS No.: _____ SDG No.: 68675_

ICP ID Number: ICP6_TJA_61E Date: 04/16/98

Flame AA ID Number : _____

Furnace AA ID Number : _____

Analyte	Wave-length (nm)	Back-ground	CRDL (ug/L)	IDL (ug/L)	M
Aluminum	308.22		200	27.7	P
Antimony	206.84		60	10.7	P
Arsenic	193.70		10	5.0	P
Barium	493.41		200	7.6	P
Beryllium	313.04		5	0.3	P
Cadmium	228.80		5	0.7	P
Calcium	317.93		5000	190.0	P
Chromium	267.72		10	2.0	P
Cobalt	228.62		50	3.7	P
Copper	324.75		25	3.4	P
Iron	259.94		100	70.8	P
Lead	220.35		3	2.6	P
Magnesium	279.08		5000	197.0	P
Manganese	257.61		15	0.8	P
Mercury			0.2		NR
Nickel	231.60		40	3.5	P
Potassium	766.49		5000	222.0	P
Selenium	196.03		5	3.1	P
Silver	328.07		10	2.6	P
Sodium	589.00		5000	838.0	P
Thallium	190.86		10	5.7	P
Vanadium	292.40		50	5.2	P
Zinc	213.86		20	1.9	P

Comments:

U.S. EPA - CLP

10
Instrument Detection Limits (Quarterly)

Lab Name: ITS_ENVIRONMENTAL_____ Contract: 98011_____

Lab Code: INCHVT Case No.: 98011_ SAS No.: _____ SDG No.: 68675_

ICP ID Number: ICP5_TJA_61E Date: 04/16/98

Flame AA ID Number : _____

Furnace AA ID Number : _____

Analyte	Wave-length (nm)	Back-ground	CRDL (ug/L)	IDL (ug/L)	M
Aluminum			200		NR
Antimony			60		NR
Arsenic			10		NR
Barium			200		NR
Beryllium			5		NR
Cadmium			5		NR
Calcium			5000		NR
Chromium			10		NR
Cobalt			50		NR
Copper			25		NR
Iron			100		NR
Lead			3		NR
Magnesium			5000		NR
Manganese			15		NR
Mercury			0.2		NR
Nickel			40		NR
Potassium			5000		NR
Selenium			5		NR
Silver			10		NR
Sodium	330.23		5000	521.0	P
Thallium			10		NR
Vanadium			50		NR
Zinc			20		NR

Comments:

U.S. EPA - CLP

10
Instrument Detection Limits (Quarterly)

Lab Name: ITS_ENVIRONMENTAL_____ Contract: 98011_____

Lab Code: INCHVT Case No.: 98011_ SAS No.: _____ SDG No.: 68675_

ICP ID Number: _____ Date: 01/16/98

Flame AA ID Number : CV1_PS200II_

Furnace AA ID Number : _____

Analyte	Wave-length (nm)	Back-ground	CRDL (ug/L)	IDL (ug/L)	M
Aluminum			200		NR
Antimony			60		NR
Arsenic			10		NR
Barium			200		NR
Beryllium			5		NR
Cadmium			5		NR
Calcium			5000		NR
Chromium			10		NR
Cobalt			50		NR
Copper			25		NR
Iron			100		NR
Lead			3		NR
Magnesium			5000		NR
Manganese			15		NR
Mercury	253.70		0.2	0.1	CV
Nickel			40		NR
Potassium			5000		NR
Selenium			5		NR
Silver			10		NR
Sodium			5000		NR
Thallium			10		NR
Vanadium			50		NR
Zinc			20		NR

Comments:

U.S. EPA - CLP

10
Instrument Detection Limits (Quarterly)

Lab Name: ITS_ENVIRONMENTAL_____ Contract: 98011_____

Lab Code: INCHVT Case No.: 98011_ SAS No.: _____ SDG No.: 68675_

ICP ID Number: _____ Date: 01/16/98

Flame AA ID Number : PS1214_____

Furnace AA ID Number : _____

Analyte	Wave-length (nm)	Back-ground	CRDL (ug/L)	IDL (ug/L)	M
Aluminum			200		NR
Antimony			60		NR
Arsenic			10		NR
Barium			200		NR
Beryllium			5		NR
Cadmium			5		NR
Calcium			5000		NR
Chromium			10		NR
Cobalt			50		NR
Copper			25		NR
Iron			100		NR
Lead			3		NR
Magnesium			5000		NR
Manganese			15		NR
Mercury			0.2		NR
Nickel			40		NR
Potassium			5000		NR
Selenium			5		NR
Silver			10		NR
Sodium			5000		NR
Thallium			10		NR
Vanadium			50		NR
Zinc			20		NR

Comments:

U.S. EPA - CLP

11A
ICP INTERELEMENT CORRECTION FACTORS (ANNUALLY)

Lab Name: ITS_ENVIRONMENTAL_____ Contract: 98011_____

Lab Code: INCHVT Case No.: 98011_ SAS No.: _____ SDG No.: 68675_

ICP ID Number: ICP6 TJA 61E Date: 04/01/98

Analyte	Wave-length (nm)	Interelement Correction Factors for : Al	Ca	Fe	Mg	CD_
Aluminum_	308.22	0.0000000	0.0000000	0.0002200	0.0000140	0.0000000
Antimony_	206.84	0.0009800	0.0000000	0.0001100	0.0000000	0.0000000
Arsenic__	193.70	0.0003450	0.0000200	0.0000400	0.0000000	0.0000000
Barium___	493.41	0.0000000	0.0000000	0.0000000	0.0000000	0.0000000
Beryllium	313.04	0.0000000	0.0000000	0.0000000	0.0000000	0.0000000
Cadmium__	228.80	0.0000190	0.0000080	0.0000900	0.0000000	0.0000000
Calcium__	317.93	0.0000000	0.0000000	0.0000000	0.0000000	0.0000000
Chromium_	267.72	0.0000000	0.0000000	0.0000380	0.0000330	0.0000260
Cobalt___	228.62	0.0000000	0.0000000	0.0000470	0.0000000	0.0000840
Copper___	324.75	0.0000000	0.0000000	0.0000240	0.0000000	0.0000000
Iron_____	259.94	0.0000000	0.0000000	0.0000000	0.0010900	0.0000000
Lead_____	220.35	0.0004000	0.0000000	-0.0000080	0.0000000	0.0000000
Magnesium	279.08	0.0000000	0.0000000	0.0000000	0.0000000	0.0000000
Manganese	257.61	0.0000000	0.0000230	0.0000000	0.0000000	0.0004620
Mercury__						
Nickel___	231.60	-0.0000400	0.0000000	0.0000000	0.0000000	0.0000870
Potassium	766.49	0.0001350	0.0000000	0.0000790	0.0000000	0.0000000
Selenium_	196.03	-0.0000080	0.0000000	-0.0000050	-0.0000600	0.0000000
Silver___	328.07	0.0000000	0.0000000	0.0000080	0.0000000	0.0000000
Sodium___	589.00	0.0000000	0.0018800	0.0000600	0.0000000	0.0000000
Thallium_	190.86	0.0004000	0.0000000	0.0000450	0.0000090	0.0000000
Vanadium_	292.40	0.0000000	0.0000000	0.0000080	0.0000300	0.0000000
Zinc_____	213.86	0.0000800	0.0000000	0.0000540	0.0000090	0.0000290

Comments:

U.S. EPA - CLP

11B
ICP INTERELEMENT CORRECTION FACTORS (ANNUALLY)

Lab Name: ITS_ENVIRONMENTAL_____ Contract: 98011_____

Lab Code: INCHVT Case No.: 98011_ SAS No.: _____ SDG No.: 68675_

ICP ID Number: ICP6 TJA 61E Date: 04/01/98

Analyte	Wave-length (nm)	Interelement Correction Factors for :				
		CO_	CR_	CU_	MN_	NA_
Aluminum_	308.22	0.0023100	0.0002270	0.0000000	0.0004060	0.0000000
Antimony_	206.84	0.0000710	0.0070400	0.0000000	0.0000000	0.0000000
Arsenic__	193.70	0.0002500	0.0003050	0.0000000	0.0000390	0.0000000
Barium___	493.41	0.0000000	0.0000000	0.0000000	0.0000000	0.0000000
Beryllium	313.04	0.0000000	0.0000050	0.0000000	0.0000000	0.0000000
Cadmium__	228.80	0.0000140	0.0000000	0.0000000	0.0000000	0.0000820
Calcium__	317.93	0.0000000	0.0000000	0.0000000	0.0000000	0.0000000
Chromium_	267.72	0.0000120	0.0000000	0.0000000	0.0001760	0.0000000
Cobalt___	228.62	0.0000000	0.0005150	0.0000000	0.0000000	0.0000000
Copper___	324.75	0.0000000	0.0000310	0.0000000	0.0000000	0.0000000
Iron_____	259.94	0.0819300	0.0069800	0.0000000	0.0014270	0.0000000
Lead_____	220.35	0.0001080	0.0000000	0.0000000	0.0000750	0.0000000
Magnesium	279.08	0.0000000	0.0000000	0.0000000	0.0042900	0.0000000
Manganese	257.61	0.0000000	0.0000410	0.0000270	0.0000000	0.0000000
Mercury__						
Nickel___	231.60	0.0040740	0.0000870	0.0000000	0.0000000	0.0000000
Potassium	766.49	0.0000000	0.0000000	0.0000000	0.0000000	0.0000000
Selenium_	196.03	0.0001840	0.0000360	0.0000000	0.0003000	0.0000000
Silver___	328.07	0.0000000	0.0000200	0.0000000	0.0001380	0.0000000
Sodium___	589.00	0.0075090	0.0152200	0.0000000	0.0025300	0.0000000
Thallium_	190.86	0.0001430	0.0002830	0.0000000	0.0007690	0.0000000
Vanadium_	292.40	0.0000340	0.0000780	0.0000000	0.0002320	0.0000000
Zinc_____	213.86	0.0000240	0.0005000	0.0000000	0.0000000	0.0000000

Comments:

U.S. EPA - CLP

11B
ICP INTERELEMENT CORRECTION FACTORS (ANNUALLY)

Lab Name: ITS_ENVIRONMENTAL_____ Contract: 98011_____

Lab Code: INCHVT Case No.: 98011_ SAS No.: _____ SDG No.: 68675_

ICP ID Number: ICP6 TJA 61E Date: 04/01/98

Analyte	Wave-length (nm)	Interelement Correction Factors for : NI_	TI_	V__	ZN_	___
Aluminum_	308.22	0.0005070	0.0031950	0.0223300	0.0000000	
Antimony_	206.84	0.0000000	0.0001540	0.0000760	0.0000000	
Arsenic__	193.70	0.0000120	0.0001120	0.0001130	0.0000000	
Barium___	493.41	0.0000000	0.0000000	0.0000480	0.0000000	
Beryllium	313.04	0.0000000	0.0000180	0.0001590	0.0000000	
Cadmium__	228.80	0.0001440	0.0000590	0.0000000	0.0000000	
Calcium__	317.93	0.0000000	0.0000000	0.0000000	0.0000000	
Chromium_	267.72	0.0000000	0.0000660	0.0004790	0.0000000	
Cobalt___	228.62	0.0003230	0.0018940	0.0000280	0.0000000	
Copper___	324.75	0.0000000	0.0007410	0.0002950	0.0000000	
Iron____	259.94	0.0008990	0.0032200	0.0127800	0.0000000	
Lead____	220.35	0.0004730	0.0000940	-0.0000500	0.0000000	
Magnesium	279.08	0.0000000	0.0000000	0.0000000	0.0000000	
Manganese	257.61	0.0000000	0.0000000	0.0000000	0.0000000	
Mercury__						
Nickel___	231.60	0.0000000	0.0000000	0.0000000	0.0000000	
Potassium	766.49	0.0000000	0.0000000	0.0000000	0.0000000	
Selenium_	196.03	0.0000000	0.0000000	0.0001660	0.0000000	
Silver___	328.07	0.0000000	0.0002210	0.0002340	0.0000000	
Sodium___	589.00	0.0063400	0.0994800	0.0538900	0.1140000	
Thallium_	190.86	0.0000290	0.0016900	0.0010440	0.0000000	
Vanadium_	292.40	0.0000000	0.0001080	0.0000000	0.0004160	
Zinc____	213.86	0.0000000	0.0000210	0.0000000	0.0000000	

Comments:

U.S. EPA - CLP

11A
ICP INTERELEMENT CORRECTION FACTORS (ANNUALLY)

Lab Name: ITS_ENVIRONMENTAL_____ Contract: 98011_____

Lab Code: INCHVT Case No.: 98011_ SAS No.: _____ SDG No.: 68675_

ICP ID Number: ICP5 TJA 61E Date: 01/16/98

Analyte	Wave-length (nm)	Interelement Correction Factors for : Al	Ca	Fe	Mg	CD_
Aluminum	237.31	0.0000000	0.0000000	-0.0007060	0.0000000	0.0000000
Antimony	206.84	0.0000000	0.0000000	0.0000310	0.0000000	0.0000000
Arsenic	189.04	0.0000030	0.0000000	-0.0000190	0.0000000	0.0000000
Barium	493.41	0.0000000	0.0000000	0.0000040	0.0000000	0.0000000
Beryllium	313.04	0.0000000	0.0000000	0.0000000	0.0000000	0.0000000
Cadmium	226.50	-0.0000020	0.0000000	0.0000720	0.0000000	0.0000000
Calcium	317.93	0.0000000	0.0000000	0.0000000	0.0000000	0.0000000
Chromium	267.72	0.0000000	0.0000000	0.0000000	0.0000000	-0.0002050
Cobalt	228.61	0.0000000	0.0000000	0.0000000	0.0000000	0.0002010
Copper	324.75	0.0000000	0.0000000	-0.0001110	0.0000000	0.0000000
Iron	271.44	0.0000000	0.0000000	0.0000000	0.0000000	0.0000000
Lead						
Magnesium	279.08	0.0000000	0.0000000	0.0000000	0.0000000	0.0000000
Manganese	294.92	0.0000000	0.0000000	0.0006600	0.0000170	0.0000000
Mercury						
Nickel	231.60	0.0000000	0.0000000	0.0000000	0.0000000	0.0000000
Potassium	766.49	0.0000000	0.0000000	0.0000000	0.0000000	0.0000000
Selenium						
Silver	328.07	0.0000000	0.0000000	-0.0000020	0.0000010	0.0000000
Sodium	330.23	0.0000000	0.0000000	-0.0001390	0.0000000	0.0000000
Thallium						
Vanadium	292.40	0.0000000	0.0000000	0.0000230	0.0000000	0.0000000
Zinc	213.85	0.0000000	0.0000000	0.0000000	0.0000000	0.0000000

Comments:

U.S. EPA - CLP

11B
ICP INTERELEMENT CORRECTION FACTORS (ANNUALLY)

Lab Name: ITS_ENVIRONMENTAL_____ Contract: 98011_____

Lab Code: INCHVT Case No.: 98011_ SAS No.: _____ SDG No.: 68675_

ICP ID Number: ICP5 TJA 61E Date: 01/16/98

Analyte	Wave-length (nm)	Interelement Correction Factors for :				
		CO_	CR_	MN_	NI_	TI_
Aluminum_	237.31	0.0010260	-0.0001500	0.0004560	0.0000000	0.0000000
Antimony_	206.84	0.0000000	0.0106760	0.0000000	-0.0010930	0.0009800
Arsenic__	189.04	0.0000000	0.0000130	-0.0000260	0.0000000	0.0000000
Barium___	493.41	0.0000000	0.0000000	0.0000000	0.0000000	0.0000000
Beryllium	313.04	0.0000000	0.0000000	0.0000000	0.0000000	0.0006000
Cadmium__	226.50	0.0000190	0.0000000	0.0000000	-0.0001420	0.0001100
Calcium__	317.93	0.0000000	0.0000000	0.0000000	0.0000000	0.0000000
Chromium_	267.72	0.0000000	0.0000000	0.0000200	0.0000000	0.0000000
Cobalt___	228.61	0.0000000	0.0000760	0.0000000	0.0001550	0.0021800
Copper___	324.75	-0.0006200	0.0000000	0.0000000	0.0000000	0.0000000
Iron_____	271.44	0.0834400	0.0000000	-0.0010430	-0.0005400	0.0000000
Lead_____						
Magnesium	279.08	0.0000000	0.0000000	0.0083200	0.0000000	0.0000000
Manganese	294.92	0.0000000	-0.0001100	0.0000000	0.0000000	0.0000000
Mercury__						
Nickel___	231.60	0.0005300	0.0000000	-0.0000770	0.0000000	0.0000000
Potassium	766.49	0.0000000	0.0000000	0.0000000	0.0000000	0.0000000
Selenium_						
Silver___	328.07	0.0000000	0.0000450	0.0001060	0.0000000	0.0004400
Sodium___	330.23	0.0000000	0.0000000	0.0000000	0.0000000	0.0000000
Thallium_						
Vanadium_	292.40	0.0000000	-0.0014900	-0.0000760	0.0000000	0.0005480
Zinc_____	213.85	0.0000000	0.0000000	0.0000000	0.0000000	0.0000000

Comments:

U.S. EPA - CLP

11B
ICP INTERELEMENT CORRECTION FACTORS (ANNUALLY)

Lab Name: ITS_ENVIRONMENTAL_____ Contract: 98011_____

Lab Code: INCHVT Case No.: 98011_ SAS No.: _____ SDG No.: 68675_

ICP ID Number: ICP5 TJA 61E Date: 01/16/98

Analyte	Wave-length (nm)	Interelement Correction Factors for : V__	ZN_	___	___	___
Aluminum	237.31	-0.0041100	0.0000000			
Antimony	206.84	-0.0107300	0.0002410			
Arsenic	189.04	-0.0010590	0.0000000			
Barium	493.41	0.0000420	0.0000000			
Beryllium	313.04	0.0015700	0.0000000			
Cadmium	226.50	0.0000000	0.0000000			
Calcium	317.93	0.0000000	0.0000000			
Chromium	267.72	0.0000000	0.0000000			
Cobalt	228.61	0.0000000	0.0000000			
Copper	324.75	-0.0001320	0.0000000			
Iron	271.44	0.0076000	0.0000000			
Lead						
Magnesium	279.08	0.0000000	0.0000000			
Manganese	294.92	0.0048700	0.0000000			
Mercury						
Nickel	231.60	-0.0001520	0.0000000			
Potassium	766.49	0.0000000	0.0000000			
Selenium						
Silver	328.07	0.0004460	0.0000000			
Sodium	330.23	0.0000000	0.9394000			
Thallium						
Vanadium	292.40	0.0000000	0.0000000			
Zinc	213.85	-0.0054500	0.0000000			

Comments:

U.S. EPA - CLP

12
ICP LINEAR RANGES (QUARTERLY)

Lab Name: ITS_ENVIRONMENTAL_____ Contract: 98011_____

Lab Code: INCHVT Case No.: 98011_ SAS No.: _____ SDG No.: 68675_

ICP ID Number: ICP6 TJA 61E Date: 04/16/98

Analyte	Integ. Time (sec.)	Concentration (ug/L)	M
Aluminum	10.00	1000000.0	P
Antimony	10.00	100000.0	P
Arsenic	10.00	5000.0	P
Barium	10.00	1000000.0	P
Beryllium	10.00	5000.0	P
Cadmium	10.00	5000.0	P
Calcium	10.00	50000.0	P
Chromium	10.00	100000.0	P
Cobalt	10.00	100000.0	P
Copper	10.00	100000.0	P
Iron	10.00	1000000.0	P
Lead	10.00	100000.0	P
Magnesium	10.00	500000.0	P
Manganese	10.00	5000.0	P
Mercury			NR
Nickel	10.00	100000.0	P
Potassium	10.00	100000.0	P
Selenium	10.00	5000.0	P
Silver	10.00	2000.0	P
Sodium	10.00	100000.0	P
Thallium	10.00	5000.0	P
Vanadium	10.00	100000.0	P
Zinc	10.00	3000.0	P

Comments:

U.S. EPA - CLP

12
ICP LINEAR RANGES (QUARTERLY)

Lab Name: ITS_ENVIRONMENTAL_____ Contract: 98011_____

Lab Code: INCHVT Case No.: 98011_ SAS No.: _____ SDG No.: 68675_

ICP ID Number: ICP5 TJA 61E Date: 04/16/98

Analyte	Integ. Time (sec.)	Concentration (ug/L)	M
Aluminum	10.00	1000000.0	P
Antimony	10.00	100000.0	P
Arsenic	10.00	5000.0	P
Barium	10.00	100000.0	P
Beryllium	10.00	25000.0	P
Cadmium	10.00	25000.0	P
Calcium	10.00	600000.0	P
Chromium	10.00	100000.0	P
Cobalt	10.00	100000.0	P
Copper	10.00	100000.0	P
Iron	10.00	1000000.0	P
Lead			NR
Magnesium	10.00		P
Manganese	10.00	50000.0	P
Mercury			NR
Nickel	10.00	50000.0	P
Potassium	10.00	100000.0	P
Selenium			NR
Silver	10.00	2000.0	P
Sodium	10.00	100000.0	P
Thallium			NR
Vanadium	10.00	100000.0	P
Zinc	10.00	3000.0	P

Comments:

U.S. EPA - CLP

13
PREPARATION LOG

Lab Name: ITS_ENVIRONMENTAL_____ Contract: 98011_____

Lab Code: INCHVT Case No.:_98011_ SAS No.: _____ SDG No.:68675_

Method: P_

EPA Sample No.	Preparation Date	Weight (gram)	Volume (mL)
AL137	04/01/98		100
AL143	04/01/98		100
AL144	04/01/98		100
AL146	04/01/98		100
AL148	04/01/98		100
AL149	04/01/98		100
AL150	04/01/98		100
AL151	04/01/98		100
AL152	04/01/98		100
AL157	04/01/98		100
LCSW	04/01/98		100
PBW	04/01/98		100

U.S. EPA - CLP

13
PREPARATION LOG

Lab Name: ITS_ENVIRONMENTAL_____ Contract: 98011_____

Lab Code: INCHVT Case No.:_98011_ SAS No.: _____ SDG No.:68675_

Method: CV

EPA Sample No.	Preparation Date	Weight (gram)	Volume (mL)
AL137	04/03/98		100
AL143	04/03/98		100
AL144	04/03/98		100
AL146	04/03/98		100
AL148	04/03/98		100
AL149	04/03/98		100
AL150	04/03/98		100
AL151	04/03/98		100
AL152	04/03/98		100
AL157	04/03/98		100
LCSW	04/03/98		100
LCSW	04/03/98		100
PBW	04/03/98		100
PBW	04/03/98		100

U.S. EPA - CLP

13
PREPARATION LOG

Lab Name: ITS_ENVIRONMENTAL_____ Contract: 98011_____

Lab Code: INCHVT Case No.:_98011_ SAS No.: _____ SDG No.:68675_

Method: AS

EPA Sample No.	Preparation Date	Weight (gram)	Volume (mL)
AL137	03/31/98		250
AL148	03/31/98		250
ICV	03/31/98		250
PBW	03/31/98		250

U.S. EPA - CLP

13
PREPARATION LOG

Lab Name: ITS_ENVIRONMENTAL_____ Contract: 98011_____

Lab Code: INCHVT Case No.:_98011_ SAS No.: _____ SDG No.:68675_

Method: AS

EPA Sample No.	Preparation Date	Weight (gram)	Volume (mL)
AL143	04/01/98		250
AL144	04/01/98		250
AL150	04/01/98		250
AL151	04/01/98		250
AL152	04/01/98		250
AL157	04/01/98		250
ICV	04/01/98		250
PBW	04/01/98		250

U.S. EPA - CLP

13
PREPARATION LOG

Lab Name: ITS_ENVIRONMENTAL_____ Contract: 98011_____

Lab Code: INCHVT Case No.:_98011_ SAS No.: _____ SDG No.:68675_

Method: AS

EPA Sample No.	Preparation Date	Weight (gram)	Volume (mL)
AL149	04/02/98		250
ICV	04/02/98		250
PBW	04/02/98		250

U.S. EPA - CLP

13
PREPARATION LOG

Lab Name: ITS_ENVIRONMENTAL_____ Contract: 98011_____

Lab Code: INCHVT Case No.:_98011_ SAS No.: _____ SDG No.:68675_

Method: AS

EPA Sample No.	Preparation Date	Weight (gram)	Volume (mL)
AL146	04/02/98		250
ICV	04/02/98		250
PBW	04/02/98		250

U.S. EPA - CLP

14
ANALYSIS RUN LOG

Lab Name: ITS_ENVIRONMENTAL_____ Contract: 98011_____

Lab Code: INCHVT Case No.: 98011_ SAS No.: _____ SDG No.:68675_

Instrument ID Number: ICP6 TJA 61E_ Method: P_

Start Date: 04/24/98 End Date: 04/24/98

EPA Sample No.	D/F	Time	% R	Analytes																							
				AL	SB	AS	BA	BE	CD	CA	CR	CO	CU	FE	PB	MG	MN	HG	NI	K	SE	AG	NA	TL	V	ZN	CN
				_	_	_	_	_	_	_	_	_	_	_	_	_	_	_	_	_	_	_	_	_	_	_	_
S0	1.00	0817		X	X	X	X	X	X	X	X	X	X	X	X	X	X	_	X	X	X	X	X	X	X	X	_
S	1.00	0820		X	_	_	_	_	_	X	_	_	_	X	_	X	_	_	_	X	_	_	X	_	_	_	_
S	1.00	0824		_	X	X	_	_	_	_	_	_	_	_	X	_	_	_	_	_	X	_	_	X	_	_	_
S	1.00	0827		_	_	_	X	X	X	_	X	X	X	_	_	_	X	_	X	_	_	X	_	_	X	X	_
ICV	1.00	0832		X	X	X	X	X	X	X	X	X	X	X	X	X	X	_	X	X	X	X	X	X	X	X	_
ICB	1.00	0836		X	X	X	X	X	X	X	X	X	X	X	X	X	X	_	X	X	X	X	X	X	X	X	_
ICSA	1.00	0840		X	X	X	X	X	X	X	X	X	X	X	X	X	X	_	X	X	X	X	X	X	X	X	_
ICSAB	1.00	0845		X	X	X	X	X	X	X	X	X	X	X	X	X	X	_	X	X	X	X	X	X	X	X	_
CRI	1.00	0849		X	X	X	X	X	X	X	X	X	X	X	X	X	X	_	X	X	X	X	X	X	X	X	_
CCV	1.00	0853		X	X	X	X	X	X	X	X	X	X	X	X	X	X	_	X	X	X	X	X	X	X	X	_
CCB	1.00	0857		X	X	X	X	X	X	X	X	X	X	X	X	X	X	_	X	X	X	X	X	X	X	X	_
PBW	1.00	0902		X	X	X	X	X	X	X	X	X	X	X	X	X	X	_	X	X	X	X	X	X	X	X	_
LCSW	1.00	0906		X	X	X	X	X	X	X	X	X	X	X	X	X	X	_	X	X	X	X	X	X	X	X	_
ZZZZZZ	1.00	0910		_	_	_	_	_	_	_	_	_	_	_	_	_	_	_	_	_	_	_	_	_	_	_	_
ZZZZZZ	1.00	0914		_	_	_	_	_	_	_	_	_	_	_	_	_	_	_	_	_	_	_	_	_	_	_	_
ZZZZZZ	1.00	0918		_	_	_	_	_	_	_	_	_	_	_	_	_	_	_	_	_	_	_	_	_	_	_	_
ZZZZZZ	1.00	0922		_	_	_	_	_	_	_	_	_	_	_	_	_	_	_	_	_	_	_	_	_	_	_	_
ZZZZZZ	1.00	0926		_	_	_	_	_	_	_	_	_	_	_	_	_	_	_	_	_	_	_	_	_	_	_	_
ZZZZZZ	1.00	0931		_	_	_	_	_	_	_	_	_	_	_	_	_	_	_	_	_	_	_	_	_	_	_	_
ZZZZZZ	5.00	0935		_	_	_	_	_	_	_	_	_	_	_	_	_	_	_	_	_	_	_	_	_	_	_	_
ZZZZZZ	1.00	0939		_	_	_	_	_	_	_	_	_	_	_	_	_	_	_	_	_	_	_	_	_	_	_	_
CCV	1.00	0943		X	X	X	X	X	X	X	X	X	X	X	X	X	X	_	X	X	X	X	X	X	X	X	_
CCB	1.00	0947		X	X	X	X	X	X	X	X	X	X	X	X	X	X	_	X	X	X	X	X	X	X	X	_
ZZZZZZ	1.00	0951		_	_	_	_	_	_	_	_	_	_	_	_	_	_	_	_	_	_	_	_	_	_	_	_
ZZZZZZ	1.00	0956		_	_	_	_	_	_	_	_	_	_	_	_	_	_	_	_	_	_	_	_	_	_	_	_
AL137	1.00	1000		X	X	X	X	X	X	X	X	X	X	X	X	X	X	_	X	X	X	X	X	X	X	X	_
AL137L	5.00	1004		X	X	X	X	X	X	X	X	X	X	X	X	X	X	_	X	X	X	X	X	X	X	X	_
AL148	1.00	1008		X	X	X	X	X	X	X	X	X	X	X	X	X	X	_	X	X	X	X	X	X	X	X	_
AL143	1.00	1012		X	X	X	X	X	X	X	X	X	X	X	X	X	X	_	X	X	X	X	_	X	X	X	_
AL151	1.00	1016		X	X	X	X	X	X	X	X	X	X	X	X	X	X	_	X	X	X	X	X	X	X	X	_
AL152	1.00	1020		X	X	X	X	X	X	X	X	X	X	X	X	X	X	_	X	X	X	X	_	X	X	X	_
AL157	1.00	1025		X	X	X	X	X	X	X	X	X	X	X	X	X	X	_	X	X	X	X	_	X	X	X	_
				_	_	_	_	_	_	_	_	_	_	_	_	_	_	_	_	_	_	_	_	_	_	_	_

U.S. EPA - CLP

14
ANALYSIS RUN LOG

Lab Name: ITS_ENVIRONMENTAL_____ Contract: 98011_____

Lab Code: INCHVT Case No.: 98011_ SAS No.: _____ SDG No.:68675_

Instrument ID Number: ICP6 TJA 61E_ Method: P_

Start Date: 04/24/98 End Date: 04/24/98

EPA Sample No.	D/F	Time	% R	Analytes																							
				AL	SB	AS	BA	BE	CD	CA	CR	CO	CU	FE	PB	MG	MN	HG	NI	K	SE	AG	NA	TL	V	ZN	CN
AL150	1.00	1029		X	X	X	X	X	X	X	X	X	X	X	X	X	X	_	X	X	X	X	X	X	X	X	_
CCV	1.00	1033		X	X	X	X	X	X	X	X	X	X	X	X	X	X	_	X	X	X	X	X	X	X	X	_
CCB	1.00	1037		X	X	X	X	X	X	X	X	X	X	X	X	X	X	_	X	X	X	X	X	X	X	X	_
AL144	1.00	1041		X	X	X	X	X	X	X	X	X	X	X	X	X	X	_	X	X	X	X	X	X	X	X	_
AL146	1.00	1045		X	X	X	X	X	X	X	X	X	X	X	X	X	X	_	X	X	X	X	X	X	X	X	_
AL149	1.00	1050		X	X	X	X	X	X	X	X	X	X	X	X	X	X	_	X	X	X	X	X	X	X	X	_
ICSA	1.00	1054		X	X	X	X	X	X	X	X	X	X	X	X	X	X	_	X	X	X	X	X	X	X	X	_
ICSAB	1.00	1058		X	X	X	X	X	X	X	X	X	X	X	X	X	X	_	X	X	X	X	X	X	X	X	_
CRI	1.00	1102		X	X	X	X	X	X	X	X	X	X	X	X	X	X	_	X	X	X	X	X	X	X	X	_
CCV	1.00	1106		X	X	X	X	X	X	X	X	X	X	X	X	X	X	_	X	X	X	X	X	X	X	X	_
CCB	1.00	1111		X	X	X	X	X	X	X	X	X	X	X	X	X	X	_	X	X	X	X	X	X	X	X	_

U.S. EPA - CLP

14
ANALYSIS RUN LOG

Lab Name: ITS_ENVIRONMENTAL_____ Contract: 98011_____

Lab Code: INCHVT Case No.: 98011_ SAS No.: _____ SDG No.:68675_

Instrument ID Number: ICP5 TJA 61E_ Method: P_

Start Date: 04/24/98 End Date: 04/24/98

EPA Sample No.	D/F	Time	% R	Analytes																							
				AL	SB	AS	BA	BE	CD	CA	CR	CO	CU	FE	PB	MG	MN	HG	NI	K	SE	AG	NA	TL	V	ZN	CN
S0	1.00	1158		X	X	X	X	X	X	X	X	X	X	X	X	X	X	_	X	X	X	X	X	X	X	X	_
S	1.00	1201		X	_	_	_	_	_	X	_	_	_	X	_	X	_	_	_	X	_	_	X	_	_	_	_
S	1.00	1206		_	X	X	_	_	_	_	_	_	_	_	X	_	_	_	_	_	X	_	_	X	_	_	_
S	1.00	1211		_	_	_	X	X	X	_	X	X	X	_	_	_	X	_	X	_	_	X	_	_	X	X	_
ICV	1.00	1216		_	_	_	_	_	_	_	_	_	_	_	_	_	_	_	_	_	_	_	X	_	_	_	_
ICB	1.00	1221		_	_	_	_	_	_	_	_	_	_	_	_	_	_	_	_	_	_	_	X	_	_	_	_
ICSA	1.00	1226		_	_	_	_	_	_	_	_	_	_	_	_	_	_	_	_	_	_	_	X	_	_	_	_
ICSAB	1.00	1231		_	_	_	_	_	_	_	_	_	_	_	_	_	_	_	_	_	_	_	X	_	_	_	_
CRI	1.00	1236		_	_	_	_	_	_	_	_	_	_	_	_	_	_	_	_	_	_	_	X	_	_	_	_
CCV	1.00	1241		_	_	_	_	_	_	_	_	_	_	_	_	_	_	_	_	_	_	_	X	_	_	_	_
CCB	1.00	1245		_	_	_	_	_	_	_	_	_	_	_	_	_	_	_	_	_	_	_	X	_	_	_	_
ZZZZZZ	10.00	1250		_	_	_	_	_	_	_	_	_	_	_	_	_	_	_	_	_	_	_	_	_	_	_	_
AL143	10.00	1255		_	_	_	_	_	_	_	_	_	_	_	_	_	_	_	_	_	_	_	X	_	_	_	_
AL152	10.00	1300		_	_	_	_	_	_	_	_	_	_	_	_	_	_	_	_	_	_	_	X	_	_	_	_
AL157	10.00	1305		_	_	_	_	_	_	_	_	_	_	_	_	_	_	_	_	_	_	_	X	_	_	_	_
ICSA	1.00	1309		_	_	_	_	_	_	_	_	_	_	_	_	_	_	_	_	_	_	_	X	_	_	_	_
ICSAB	1.00	1314		_	_	_	_	_	_	_	_	_	_	_	_	_	_	_	_	_	_	_	X	_	_	_	_
CRI	1.00	1319		_	_	_	_	_	_	_	_	_	_	_	_	_	_	_	_	_	_	_	X	_	_	_	_
CCV	1.00	1324		_	_	_	_	_	_	_	_	_	_	_	_	_	_	_	_	_	_	_	X	_	_	_	_
CCB	1.00	1329		_	_	_	_	_	_	_	_	_	_	_	_	_	_	_	_	_	_	_	X	_	_	_	_
				_	_	_	_	_	_	_	_	_	_	_	_	_	_	_	_	_	_	_	_	_	_	_	_
				_	_	_	_	_	_	_	_	_	_	_	_	_	_	_	_	_	_	_	_	_	_	_	_
				_	_	_	_	_	_	_	_	_	_	_	_	_	_	_	_	_	_	_	_	_	_	_	_
				_	_	_	_	_	_	_	_	_	_	_	_	_	_	_	_	_	_	_	_	_	_	_	_
				_	_	_	_	_	_	_	_	_	_	_	_	_	_	_	_	_	_	_	_	_	_	_	_
				_	_	_	_	_	_	_	_	_	_	_	_	_	_	_	_	_	_	_	_	_	_	_	_
				_	_	_	_	_	_	_	_	_	_	_	_	_	_	_	_	_	_	_	_	_	_	_	_
				_	_	_	_	_	_	_	_	_	_	_	_	_	_	_	_	_	_	_	_	_	_	_	_
				_	_	_	_	_	_	_	_	_	_	_	_	_	_	_	_	_	_	_	_	_	_	_	_
				_	_	_	_	_	_	_	_	_	_	_	_	_	_	_	_	_	_	_	_	_	_	_	_
				_	_	_	_	_	_	_	_	_	_	_	_	_	_	_	_	_	_	_	_	_	_	_	_
				_	_	_	_	_	_	_	_	_	_	_	_	_	_	_	_	_	_	_	_	_	_	_	_
				_	_	_	_	_	_	_	_	_	_	_	_	_	_	_	_	_	_	_	_	_	_	_	_
				_	_	_	_	_	_	_	_	_	_	_	_	_	_	_	_	_	_	_	_	_	_	_	_

U.S. EPA - CLP

14
ANALYSIS RUN LOG

Lab Name: ITS_ENVIRONMENTAL_____ Contract: 98011_____

Lab Code: INCHVT Case No.: 98011_ SAS No.: _____ SDG No.:68675_

Instrument ID Number: CV1 PS200II__ Method: CV

Start Date: 04/03/98 End Date: 04/03/98

EPA Sample No.	D/F	Time	% R	Analytes																								
				AL	SB	AS	BA	BE	CD	CA	CR	CO	CU	FE	PB	MG	MN	HG	NI	K	SE	AG	NA	TL	V	ZN	CN
S0	1.00	1406																X									
S0.2	1.00	1408																X									
S0.5	1.00	1410																X									
S1	1.00	1413																X									
S5	1.00	1415																X									
S10	1.00	1418																X									
ICV	1.00	1420																X									
ICB	1.00	1423																X									
CRA	1.00	1425																X									
CCV	1.00	1427																X									
CCB	1.00	1429																X									
PBW	1.00	1432																X									
LCSW	1.00	1434																X									
ZZZZZZ	1.00	1437																									
ZZZZZZ	1.00	1439																									
ZZZZZZ	1.00	1442																									
ZZZZZZ	1.00	1444																									
ZZZZZZ	1.00	1446																									
ZZZZZZ	1.00	1449																									
ZZZZZZ	1.00	1451																									
CCV	1.00	1453																X									
CCB	1.00	1456																X									
ZZZZZZ	1.00	1458																									
ZZZZZZ	1.00	1501																									
ZZZZZZ	1.00	1503																									
ZZZZZZ	1.00	1506																									
ZZZZZZ	1.00	1508																									
ZZZZZZ	1.00	1510																									
AL137	1.00	1513																X									
AL148	1.00	1515																X									
AL143	1.00	1517																X									
CCV	1.00	1520																X									

U.S. EPA - CLP

14
ANALYSIS RUN LOG

Lab Name: ITS_ENVIRONMENTAL_____ Contract: 98011_____

Lab Code: INCHVT Case No.: 98011_ SAS No.: _____ SDG No.:68675_

Instrument ID Number: CV1 PS200II__ Method: CV

Start Date: 04/03/98 End Date: 04/03/98

EPA Sample No.	D/F	Time	% R	Analytes																								
				AL	SB	AS	BA	BE	CD	CA	CR	CO	CU	FE	PB	MG	MN	HG	NI	K	SE	AG	NA	TL	V	ZN	CN
CCB	1.00	1522																X									
AL151	1.00	1524																X									
AL152	1.00	1527																X									
AL157	1.00	1529																X									
AL150	1.00	1531																X									
PBW	1.00	1534																X									
LCSW	1.00	1536																X									
AL144	1.00	1539																X									
AL146	1.00	1541																X									
AL149	1.00	1543																X									
CCV	1.00	1545																X									
CCB	1.00	1548																X									

U.S. EPA - CLP

14
ANALYSIS RUN LOG

Lab Name: ITS_ENVIRONMENTAL_____ Contract: 98011_____

Lab Code: INCHVT Case No.: 98011_ SAS No.: _____ SDG No.:68675_

Instrument ID Number: PS1214_____ Method: AS

Start Date: 03/31/98 End Date: 03/31/98

EPA Sample No.	D/F	Time	% R	Analytes																								
				AL	SB	AS	BA	BE	CD	CA	CR	CO	CU	FE	PB	MG	MN	HG	NI	K	SE	AG	NA	TL	V	ZN	CN
S0	1.00	2028																									X
S10	1.00	2030																									X
S50	1.00	2032																									X
S100	1.00	2034																									X
S200	1.00	2036																									X
S300	1.00	2039																									X
ICV	1.00	2041																									X
ICB	1.00	2043																									X
CCV	1.00	2045																									X
CCB	1.00	2047																									X
ZZZZZZ	1.00	2049																									
PBW	1.00	2051																									X
ZZZZZZ	1.00	2054																									
ZZZZZZ	1.00	2056																									
ZZZZZZ	1.00	2058																									
ZZZZZZ	1.00	2100																									
ZZZZZZ	1.00	2102																									
ZZZZZZ	1.00	2104																									
ZZZZZZ	1.00	2106																									
ZZZZZZ	1.00	2108																									
CCV	1.00	2110																									X
CCB	1.00	2112																									X
ZZZZZZ	1.00	2114																									
ZZZZZZ	1.00	2116																									
ZZZZZZ	1.00	2118																									
ZZZZZZ	1.00	2121																									
ZZZZZZ	1.00	2123																									
ZZZZZZ	1.00	2125																									
ZZZZZZ	1.00	2127																									
ZZZZZZ	1.00	2129																									
ZZZZZZ	1.00	2131																									
ZZZZZZ	1.00	2133																									

U.S. EPA - CLP

14
ANALYSIS RUN LOG

Lab Name: ITS_ENVIRONMENTAL_____ Contract: 98011_____

Lab Code: INCHVT Case No.: 98011_ SAS No.: _____ SDG No.:68675_

Instrument ID Number: PS1214_____ Method: AS

Start Date: 03/31/98 End Date: 03/31/98

EPA Sample No.	D/F	Time	% R	Analytes																							
				AL	SB	AS	BA	BE	CD	CA	CR	CO	CU	FE	PB	MG	MN	HG	NI	K	SE	AG	NA	TL	V	ZN	CN
CCV	1.00	2135																									X
CCB	1.00	2137																									X
ZZZZZZ	1.00	2139																									
AL137	1.00	2141																									X
AL148	1.00	2143																									X
ZZZZZZ	1.00	2145																									
CCV	1.00	2147																									X
CCB	1.00	2149																									X

U.S. EPA - CLP

14
ANALYSIS RUN LOG

Lab Name: ITS_ENVIRONMENTAL_____ Contract: 98011_____

Lab Code: INCHVT Case No.: 98011_ SAS No.: _____ SDG No.:68675_

Instrument ID Number: PS1214_____ Method: AS

Start Date: 04/02/98 End Date: 04/02/98

EPA Sample No.	D/F	Time	% R	Analytes																							
				AL	SB	AS	BA	BE	CD	CA	CR	CO	CU	FE	PB	MG	MN	HG	NI	K	SE	AG	NA	TL	V	ZN	CN
S0	1.00	1049																									X
S10	1.00	1051																									X
S50	1.00	1053																									X
S100	1.00	1055																									X
S200	1.00	1057																									X
S300	1.00	1100																									X
ICV	1.00	1102																									X
ICB	1.00	1104																									X
CCV	1.00	1106																									X
CCB	1.00	1108																									X
ZZZZZZ	1.00	1110																									
PBW	1.00	1113																									X
ZZZZZZ	1.00	1115																									
ZZZZZZ	1.00	1117																									
ZZZZZZ	1.00	1119																									
ZZZZZZ	1.00	1121																									
ZZZZZZ	1.00	1123																									
AL143	1.00	1125																									X
AL151	1.00	1127																									X
AL152	1.00	1129																									X
CCV	1.00	1131																									X
CCB	1.00	1133																									X
AL157	1.00	1135																									X
AL150	1.00	1138																									X
AL144	1.00	1140																									X
ZZZZZZ	1.00	1142																									
ZZZZZZ	1.00	1144																									
ZZZZZZ	1.00	1146																									
ZZZZZZ	1.00	1148																									
ZZZZZZ	1.00	1150																									
ZZZZZZ	1.00	1152																									
ZZZZZZ	1.00	1154																									

U.S. EPA - CLP

14
ANALYSIS RUN LOG

Lab Name: ITS_ENVIRONMENTAL_____ Contract: 98011_____

Lab Code: INCHVT Case No.: 98011_ SAS No.: _____ SDG No.:68675_

Instrument ID Number: PS1214_____ Method: AS

Start Date: 04/02/98 End Date: 04/02/98

EPA Sample No.	D/F	Time	% R	Analytes																								
				AL	SB	AS	BA	BE	CD	CA	CR	CO	CU	FE	PB	MG	MN	HG	NI	K	SE	AG	NA	TL	V	ZN	CN
CCV	1.00	1156																									X
CCB	1.00	1158																									X

U.S. EPA - CLP

14
ANALYSIS RUN LOG

Lab Name: ITS_ENVIRONMENTAL_____ Contract: 98011_____

Lab Code: INCHVT Case No.: 98011_ SAS No.: _____ SDG No.:68675_

Instrument ID Number: PS1214_____ Method: AS

Start Date: 04/02/98 End Date: 04/02/98

EPA Sample No.	D/F	Time	% R	Analytes																								
				AL	SB	AS	BA	BE	CD	CA	CR	CO	CU	FE	PB	MG	MN	HG	NI	K	SE	AG	NA	TL	V	ZN	CN
S0	1.00	2218																									X
S10	1.00	2220																									X
S50	1.00	2222																									X
S100	1.00	2224																									X
S200	1.00	2226																									X
S300	1.00	2228																									X
ICV	1.00	2230																									X
ICB	1.00	2232																									X
CCV	1.00	2234																									X
CCB	1.00	2236																									X
ZZZZZZ	1.00	2238																									
PBW	1.00	2241																									X
ZZZZZZ	1.00	2243																									
ZZZZZZ	1.00	2245																									
ZZZZZZ	1.00	2247																									
ZZZZZZ	1.00	2249																									
ZZZZZZ	1.00	2251																									
AL149	1.00	2253																									X
ZZZZZZ	1.00	2255																									
ZZZZZZ	1.00	2257																									
CCV	1.00	2259																									X
CCB	1.00	2302																									X

U.S. EPA - CLP

14
ANALYSIS RUN LOG

Lab Name: ITS_ENVIRONMENTAL_____ Contract: 98011_____

Lab Code: INCHVT Case No.: 98011_ SAS No.: _____ SDG No.:68675_

Instrument ID Number: PS1214_____ Method: AS

Start Date: 04/02/98 End Date: 04/02/98

EPA Sample No.	D/F	Time	% R	Analytes																							
				AL	SB	AS	BA	BE	CD	CA	CR	CO	CU	FE	PB	MG	MN	HG	NI	K	SE	AG	NA	TL	V	ZN	CN
S0	1.00	1330																									X
S10	1.00	1332																									X
S50	1.00	1334																									X
S100	1.00	1337																									X
S200	1.00	1339																									X
S300	1.00	1341																									X
ICV	1.00	1343																									X
ICB	1.00	1345																									X
CCV	1.00	1348																									X
CCB	1.00	1350																									X
ZZZZZZ	1.00	1352																									
PBW	1.00	1354																									X
ZZZZZZ	1.00	1356																									
ZZZZZZ	1.00	1358																									
ZZZZZZ	1.00	1400																									
ZZZZZZ	1.00	1402																									
ZZZZZZ	1.00	1404																									
ZZZZZZ	1.00	1406																									
ZZZZZZ	1.00	1409																									
ZZZZZZ	1.00	1413																									
CCV	1.00	1415																									X
CCB	1.00	1418																									X
ZZZZZZ	1.00	1420																									
ZZZZZZ	1.00	1422																									
ZZZZZZ	1.00	1424																									
ZZZZZZ	1.00	1426																									
ZZZZZZ	1.00	1428																									
ZZZZZZ	1.00	1430																									
ZZZZZZ	1.00	1432																									
ZZZZZZ	1.00	1434																									
ZZZZZZ	1.00	1436																									
ZZZZZZ	1.00	1438																									

U.S. EPA - CLP

14
ANALYSIS RUN LOG

Lab Name: ITS_ENVIRONMENTAL_____ Contract: 98011_____

Lab Code: INCHVT Case No.: 98011_ SAS No.: _____ SDG No.:68675_

Instrument ID Number: PS1214_____ Method: AS

Start Date: 04/02/98 End Date: 04/02/98

EPA Sample No.	D/F	Time	% R	Analytes																								
				AL	SB	AS	BA	BE	CD	CA	CR	CO	CU	FE	PB	MG	MN	HG	NI	K	SE	AG	NA	TL	V	ZN	CN
CCV	1.00	1440																									X
CCB	1.00	1442																									X
ZZZZZZ	1.00	1444																									
ZZZZZZ	1.00	1446																									
AL146	1.00	1448																									X
ZZZZZZ	1.00	1450																									
ZZZZZZ	1.00	1452																									
CCV	1.00	1455																									X
CCB	1.00	1457																									X

FORM 1
VOLATILE ORGANICS ANALYSIS DATA SHEET

ENGSC2 SAMPLE NO.

AL149

Lab Name: ITS ENVIRONMENTAL Contract: 98011

Lab Code: INCHVT Case No.: 98011 SAS No.: SDG No.: 68675

Matrix: (soil/water) WATER Lab Sample ID: 354981

Sample wt/vol: 5.000 (g/mL) ML Lab File ID: L354981I2V

Level: (low/med) LOW Date Received: 03/31/98

% Moisture: not dec. _____ Date Analyzed: 04/06/98

GC Column: DB-624 ID: 0.53 (mm) Dilution Factor: 1.0

Soil Extract Volume: _____ (uL) Soil Aliquot Volume: _____ (uL)

CAS NO.	COMPOUND	CONCENTRATION UNITS: (ug/L or ug/Kg) UG/L	Q
75-71-8	Dichlorodifluoromethane	0.50	U
74-87-3	Chloromethane	0.50	U
75-01-4	Vinyl Chloride	0.50	U
74-83-9	Bromomethane	0.50	U
75-00-3	Chloroethane	0.50	U
75-69-4	Trichlorofluoromethane	0.50	U
67-64-1	Acetone	5.0	U
75-35-4	1,1-Dichloroethene	0.50	U
156-60-5	trans-1,2-Dichloroethene	0.50	U
75-15-0	Carbon Disulfide	0.50	U
75-09-2	Methylene Chloride	0.50	U
1634-04-4	Methyl-t-Butyl Ether	0.50	U
75-34-3	1,1-Dichloroethane	0.50	U
156-59-2	cis-1,2-Dichloroethene	0.50	U
78-93-3	2-Butanone	5.0	U
590-20-7	2,2-Dichloropropane	0.50	U
67-66-3	Chloroform	0.50	U
74-97-5	Bromochloromethane	0.50	U
71-55-6	1,1,1-Trichloroethane	0.50	U
563-58-6	1,1-Dichloropropene	0.50	U
56-23-5	Carbon Tetrachloride	0.50	U
107-06-2	1,2-Dichloroethane	0.50	U
71-43-2	Benzene	0.50	U
79-01-6	Trichloroethene	0.50	U
78-87-5	1,2-Dichloropropane	0.50	U
75-27-4	Bromodichloromethane	0.50	U
74-95-3	Dibromomethane	0.50	U
108-10-1	4-Methyl-2-Pentanone	5.0	U
10061-01-5	cis-1,3-Dichloropropene	0.50	U
108-88-3	Toluene	0.70	
10061-02-6	trans-1,3-Dichloropropene	0.50	U
79-00-5	1,1,2-Trichloroethane	0.50	U
591-78-6	2-Hexanone	5.0	U

FORM 1
VOLATILE ORGANICS ANALYSIS DATA SHEET

ENGSC2 SAMPLE NO.

AL149

Lab Name: ITS ENVIRONMENTAL Contract: 98011

Lab Code: INCHVT Case No.: 98011 SAS No.: SDG No.: 68675

Matrix: (soil/water) WATER Lab Sample ID: 354981

Sample wt/vol: 5.000 (g/mL) ML Lab File ID: L354981I2V

Level: (low/med) LOW Date Received: 03/31/98

% Moisture: not dec. _____ Date Analyzed: 04/06/98

GC Column: DB-624 ID: 0.53 (mm) Dilution Factor: 1.0

Soil Extract Volume:_____(uL) Soil Aliquot Volume: _____(uL)

CAS NO.	COMPOUND	CONCENTRATION UNITS: (ug/L or ug/Kg) UG/L	Q
142-28-9	1,3-Dichloropropane	0.50	U
127-18-4	Tetrachloroethene	0.50	U
123-91-1	1,4-Dioxane	50	U
109-99-9	Tetrahydrofuran	50	U
124-48-1	Dibromochloromethane	0.50	U
106-93-4	1,2-Dibromoethane	0.50	U
108-90-7	Chlorobenzene	0.50	U
630-20-6	1,1,1,2-Tetrachloroethane	0.50	U
100-41-4	Ethylbenzene	0.50	U
1330-20-7	Xylene (total)	0.50	U
100-42-5	Styrene	0.50	U
75-25-2	Bromoform	0.50	U
98-82-8	Isopropylbenzene	0.50	U
79-34-5	1,1,2,2-Tetrachloroethane	0.50	U
96-18-4	1,2,3-Trichloropropane	0.50	U
108-86-1	Bromobenzene	0.50	U
103-65-1	n-Propylbenzene	0.50	U
95-49-8	2-Chlorotoluene	0.50	U
108-67-8	1,3,5-Trimethylbenzene	0.50	U
106-43-4	4-Chlorotoluene	0.50	U
98-06-6	tert-Butylbenzene	0.50	U
95-63-6	1,2,4-Trimethylbenzene	0.50	U
135-98-8	sec-Butylbenzene	0.50	U
99-87-6	p-Isopropyltoluene	0.50	U
541-73-1	1,3-Dichlorobenzene	0.50	U
106-46-7	1,4-Dichlorobenzene	0.50	U
104-51-8	n-Butylbenzene	0.50	U
95-50-1	1,2-Dichlorobenzene	0.50	U
96-12-8	1,2-Dibromo-3-Chloropropane	0.50	U
120-82-1	1,2,4-Trichlorobenzene	0.50	U
87-68-3	Hexachlorobutadiene	0.30	J
91-20-3	Naphthalene	0.50	U
87-61-6	1,2,3-Trichlorobenzene	0.50	U

FORM 1
VOLATILE ORGANICS ANALYSIS DATA SHEET

ENGSC2 SAMPLE NO.

AL130

Lab Name: ITS ENVIRONMENTAL Contract: 98011

Lab Code: INCHVT Case No.: 98011 SAS No.: SDG No.: 68675

Matrix: (soil/water) WATER Lab Sample ID: 354614

Sample wt/vol: 5.000 (g/mL) ML Lab File ID: L354614V

Level: (low/med) LOW Date Received: 03/20/98

% Moisture: not dec. _____ Date Analyzed: 03/26/98

GC Column: DB-624 ID: 0.53 (mm) Dilution Factor: 1.0

Soil Extract Volume:_____(uL) Soil Aliquot Volume: _____(uL)

CAS NO.	COMPOUND	CONCENTRATION UNITS: (ug/L or ug/Kg) UG/L	Q
75-71-8	Dichlorodifluoromethane	0.50	U
74-87-3	Chloromethane	0.50	U
75-01-4	Vinyl Chloride	0.50	U
74-83-9	Bromomethane	0.50	U
75-00-3	Chloroethane	0.50	U
75-69-4	Trichlorofluoromethane	0.50	U
67-64-1	Acetone	5.0	U
75-35-4	1,1-Dichloroethene	0.50	U
156-60-5	trans-1,2-Dichloroethene	0.50	U
75-15-0	Carbon Disulfide	0.50	U
75-09-2	Methylene Chloride	0.50	U
1634-04-4	Methyl-t-Butyl Ether	0.50	U
75-34-3	1,1-Dichloroethane	0.50	U
156-59-2	cis-1,2-Dichloroethene	0.50	U
78-93-3	2-Butanone	5.0	U
590-20-7	2,2-Dichloropropane	0.50	U
67-66-3	Chloroform	0.50	U
74-97-5	Bromochloromethane	0.50	U
71-55-6	1,1,1-Trichloroethane	0.50	U
563-58-6	1,1-Dichloropropene	0.50	U
56-23-5	Carbon Tetrachloride	0.50	U
107-06-2	1,2-Dichloroethane	0.50	U
71-43-2	Benzene	0.50	U
79-01-6	Trichloroethene	0.50	U
78-87-5	1,2-Dichloropropane	0.50	U
75-27-4	Bromodichloromethane	0.50	U
74-95-3	Dibromomethane	0.50	U
108-10-1	4-Methyl-2-Pentanone	5.0	U
10061-01-5	cis-1,3-Dichloropropene	0.50	U
108-88-3	Toluene	0.50	U
10061-02-6	trans-1,3-Dichloropropene	0.50	U
79-00-5	1,1,2-Trichloroethane	0.50	U
591-78-6	2-Hexanone	5.0	U

FORM 1
VOLATILE ORGANICS ANALYSIS DATA SHEET

ENGSC2 SAMPLE NO.

AL130

Lab Name: ITS ENVIRONMENTAL Contract: 98011

Lab Code: INCHVT Case No.: 98011 SAS No.: SDG No.: 68675

Matrix: (soil/water) WATER Lab Sample ID: 354614

Sample wt/vol: 5.000 (g/mL) ML Lab File ID: L354614V

Level: (low/med) LOW Date Received: 03/20/98

% Moisture: not dec. _____ Date Analyzed: 03/26/98

GC Column: DB-624 ID: 0.53 (mm) Dilution Factor: 1.0

Soil Extract Volume:_____(uL) Soil Aliquot Volume: _____(uL)

CAS NO.	COMPOUND	CONCENTRATION UNITS: (ug/L or ug/Kg) UG/L	Q
142-28-9	1,3-Dichloropropane	0.50	U
127-18-4	Tetrachloroethene	0.50	U
123-91-1	1,4-Dioxane	50	U
109-99-9	Tetrahydrofuran	50	U
124-48-1	Dibromochloromethane	0.50	U
106-93-4	1,2-Dibromoethane	0.50	U
108-90-7	Chlorobenzene	0.50	U
630-20-6	1,1,1,2-Tetrachloroethane	0.50	U
100-41-4	Ethylbenzene	0.50	U
1330-20-7	Xylene (total)	0.50	U
100-42-5	Styrene	0.50	U
75-25-2	Bromoform	0.50	U
98-82-8	Isopropylbenzene	0.50	U
79-34-5	1,1,2,2-Tetrachloroethane	0.50	U
96-18-4	1,2,3-Trichloropropane	0.50	U
108-86-1	Bromobenzene	0.50	U
103-65-1	n-Propylbenzene	0.50	U
95-49-8	2-Chlorotoluene	0.50	U
108-67-8	1,3,5-Trimethylbenzene	0.50	U
106-43-4	4-Chlorotoluene	0.50	U
98-06-6	tert-Butylbenzene	0.50	U
95-63-6	1,2,4-Trimethylbenzene	0.50	U
135-98-8	sec-Butylbenzene	0.50	U
99-87-6	p-Isopropyltoluene	0.50	U
541-73-1	1,3-Dichlorobenzene	0.50	U
106-46-7	1,4-Dichlorobenzene	0.50	U
104-51-8	n-Butylbenzene	0.50	U
95-50-1	1,2-Dichlorobenzene	0.50	U
96-12-8	1,2-Dibromo-3-Chloropropane	0.50	U
120-82-1	1,2,4-Trichlorobenzene	0.50	U
87-68-3	Hexachlorobutadiene	0.50	U
91-20-3	Naphthalene	0.50	U
87-61-6	1,2,3-Trichlorobenzene	0.50	U

FORM 1
VOLATILE ORGANICS ANALYSIS DATA SHEET

ENGSC2 SAMPLE NO.

AL131

Lab Name: ITS ENVIRONMENTAL Contract: 98011

Lab Code: INCHVT Case No.: 98011 SAS No.: SDG No.: 68675

Matrix: (soil/water) WATER Lab Sample ID: 354615

Sample wt/vol: 5.000 (g/mL) ML Lab File ID: L354615V

Level: (low/med) LOW Date Received: 03/20/98

% Moisture: not dec. _____ Date Analyzed: 03/26/98

GC Column: DB-624 ID: 0.53 (mm) Dilution Factor: 1.0

Soil Extract Volume:_____(uL) Soil Aliquot Volume: _____(uL)

CAS NO.	COMPOUND	CONCENTRATION UNITS: (ug/L or ug/Kg) UG/L	Q
75-71-8	Dichlorodifluoromethane	0.50	U
74-87-3	Chloromethane	0.50	U
75-01-4	Vinyl Chloride	0.50	U
74-83-9	Bromomethane	0.50	U
75-00-3	Chloroethane	0.50	U
75-69-4	Trichlorofluoromethane	0.50	U
67-64-1	Acetone	5.0	U
75-35-4	1,1-Dichloroethene	0.50	U
156-60-5	trans-1,2-Dichloroethene	0.50	U
75-15-0	Carbon Disulfide	0.50	U
75-09-2	Methylene Chloride	0.50	U
1634-04-4	Methyl-t-Butyl Ether	0.50	U
75-34-3	1,1-Dichloroethane	0.50	U
156-59-2	cis-1,2-Dichloroethene	0.50	U
78-93-3	2-Butanone	5.0	U
590-20-7	2,2-Dichloropropane	0.50	U
67-66-3	Chloroform	0.50	U
74-97-5	Bromochloromethane	0.50	U
71-55-6	1,1,1-Trichloroethane	0.50	U
563-58-6	1,1-Dichloropropene	0.50	U
56-23-5	Carbon Tetrachloride	0.50	U
107-06-2	1,2-Dichloroethane	0.50	U
71-43-2	Benzene	0.50	U
79-01-6	Trichloroethene	0.50	U
78-87-5	1,2-Dichloropropane	0.50	U
75-27-4	Bromodichloromethane	0.50	U
74-95-3	Dibromomethane	0.50	U
108-10-1	4-Methyl-2-Pentanone	5.0	U
10061-01-5	cis-1,3-Dichloropropene	0.50	U
108-88-3	Toluene	0.50	U
10061-02-6	trans-1,3-Dichloropropene	0.50	U
79-00-5	1,1,2-Trichloroethane	0.50	U
591-78-6	2-Hexanone	5.0	U

FORM 1
VOLATILE ORGANICS ANALYSIS DATA SHEET

ENGSC2 SAMPLE NO.

AL131

Lab Name: ITS ENVIRONMENTAL Contract: 98011

Lab Code: INCHVT Case No.: 98011 SAS No.: SDG No.: 68675

Matrix: (soil/water) WATER Lab Sample ID: 354615

Sample wt/vol: 5.000 (g/mL) ML Lab File ID: L354615V

Level: (low/med) LOW Date Received: 03/20/98

% Moisture: not dec. _____ Date Analyzed: 03/26/98

GC Column: DB-624 ID: 0.53 (mm) Dilution Factor: 1.0

Soil Extract Volume:_____(uL) Soil Aliquot Volume: _____(uL)

CAS NO.	COMPOUND	CONCENTRATION UNITS: (ug/L or ug/Kg) UG/L	Q
142-28-9	1,3-Dichloropropane	0.50	U
127-18-4	Tetrachloroethene	0.50	U
123-91-1	1,4-Dioxane	50	U
109-99-9	Tetrahydrofuran	50	U
124-48-1	Dibromochloromethane	0.50	U
106-93-4	1,2-Dibromoethane	0.50	U
108-90-7	Chlorobenzene	0.50	U
630-20-6	1,1,1,2-Tetrachloroethane	0.50	U
100-41-4	Ethylbenzene	0.50	U
1330-20-7	Xylene (total)	0.50	U
100-42-5	Styrene	0.50	U
75-25-2	Bromoform	0.50	U
98-82-8	Isopropylbenzene	0.50	U
79-34-5	1,1,2,2-Tetrachloroethane	0.50	U
96-18-4	1,2,3-Trichloropropane	0.50	U
108-86-1	Bromobenzene	0.50	U
103-65-1	n-Propylbenzene	0.50	U
95-49-8	2-Chlorotoluene	0.50	U
108-67-8	1,3,5-Trimethylbenzene	0.50	U
106-43-4	4-Chlorotoluene	0.50	U
98-06-6	tert-Butylbenzene	0.50	U
95-63-6	1,2,4-Trimethylbenzene	0.50	U
135-98-8	sec-Butylbenzene	0.50	U
99-87-6	p-Isopropyltoluene	0.50	U
541-73-1	1,3-Dichlorobenzene	0.50	U
106-46-7	1,4-Dichlorobenzene	0.50	U
104-51-8	n-Butylbenzene	0.50	U
95-50-1	1,2-Dichlorobenzene	0.50	U
96-12-8	1,2-Dibromo-3-Chloropropane	0.50	U
120-82-1	1,2,4-Trichlorobenzene	0.50	U
87-68-3	Hexachlorobutadiene	0.50	U
91-20-3	Naphthalene	0.50	U
87-61-6	1,2,3-Trichlorobenzene	0.50	U

FORM 1
VOLATILE ORGANICS ANALYSIS DATA SHEET

ENGSC2 SAMPLE NO.

AL132

Lab Name: ITS ENVIRONMENTAL Contract: 98011

Lab Code: INCHVT Case No.: 98011 SAS No.: SDG No.: 68675

Matrix: (soil/water) WATER Lab Sample ID: 354616

Sample wt/vol: 5.000 (g/mL) ML Lab File ID: L354616V

Level: (low/med) LOW Date Received: 03/20/98

% Moisture: not dec. _____ Date Analyzed: 03/26/98

GC Column: DB-624 ID: 0.53 (mm) Dilution Factor: 1.0

Soil Extract Volume:_____(uL) Soil Aliquot Volume: _____(uL)

CAS NO.	COMPOUND	CONCENTRATION UNITS: (ug/L or ug/Kg) UG/L	Q
75-71-8	Dichlorodifluoromethane	0.50	U
74-87-3	Chloromethane	0.50	U
75-01-4	Vinyl Chloride	0.50	U
74-83-9	Bromomethane	0.50	U
75-00-3	Chloroethane	0.50	U
75-69-4	Trichlorofluoromethane	0.50	U
67-64-1	Acetone	5.0	U
75-35-4	1,1-Dichloroethene	0.50	U
156-60-5	trans-1,2-Dichloroethene	0.50	U
75-15-0	Carbon Disulfide	0.50	U
75-09-2	Methylene Chloride	0.50	U
1634-04-4	Methyl-t-Butyl Ether	0.50	U
75-34-3	1,1-Dichloroethane	0.50	U
156-59-2	cis-1,2-Dichloroethene	0.50	U
78-93-3	2-Butanone	5.0	U
590-20-7	2,2-Dichloropropane	0.50	U
67-66-3	Chloroform	0.50	U
74-97-5	Bromochloromethane	0.50	U
71-55-6	1,1,1-Trichloroethane	0.50	U
563-58-6	1,1-Dichloropropene	0.50	U
56-23-5	Carbon Tetrachloride	0.50	U
107-06-2	1,2-Dichloroethane	0.50	U
71-43-2	Benzene	0.50	U
79-01-6	Trichloroethene	0.50	U
78-87-5	1,2-Dichloropropane	0.50	U
75-27-4	Bromodichloromethane	0.50	U
74-95-3	Dibromomethane	0.50	U
108-10-1	4-Methyl-2-Pentanone	5.0	U
10061-01-5	cis-1,3-Dichloropropene	0.50	U
108-88-3	Toluene	0.50	U
10061-02-6	trans-1,3-Dichloropropene	0.50	U
79-00-5	1,1,2-Trichloroethane	0.50	U
591-78-6	2-Hexanone	5.0	U

FORM 1
VOLATILE ORGANICS ANALYSIS DATA SHEET

ENGSC2 SAMPLE NO.

AL132

Lab Name: ITS ENVIRONMENTAL Contract: 98011

Lab Code: INCHVT Case No.: 98011 SAS No.: SDG No.: 68675

Matrix: (soil/water) WATER Lab Sample ID: 354616

Sample wt/vol: 5.000 (g/mL) ML Lab File ID: L354616V

Level: (low/med) LOW Date Received: 03/20/98

% Moisture: not dec. _____ Date Analyzed: 03/26/98

GC Column: DB-624 ID: 0.53 (mm) Dilution Factor: 1.0

Soil Extract Volume:_____(uL) Soil Aliquot Volume: _____(uL)

CAS NO.	COMPOUND	CONCENTRATION UNITS: (ug/L or ug/Kg) UG/L	Q
142-28-9	1,3-Dichloropropane	0.50	U
127-18-4	Tetrachloroethene	0.50	U
123-91-1	1,4-Dioxane	50	U
109-99-9	Tetrahydrofuran	50	U
124-48-1	Dibromochloromethane	0.50	U
106-93-4	1,2-Dibromoethane	0.50	U
108-90-7	Chlorobenzene	0.50	U
630-20-6	1,1,1,2-Tetrachloroethane	0.50	U
100-41-4	Ethylbenzene	0.50	U
1330-20-7	Xylene (total)	0.50	U
100-42-5	Styrene	0.50	U
75-25-2	Bromoform	0.50	U
98-82-8	Isopropylbenzene	0.50	U
79-34-5	1,1,2,2-Tetrachloroethane	0.50	U
96-18-4	1,2,3-Trichloropropane	0.50	U
108-86-1	Bromobenzene	0.50	U
103-65-1	n-Propylbenzene	0.50	U
95-49-8	2-Chlorotoluene	0.50	U
108-67-8	1,3,5-Trimethylbenzene	0.50	U
106-43-4	4-Chlorotoluene	0.50	U
98-06-6	tert-Butylbenzene	0.50	U
95-63-6	1,2,4-Trimethylbenzene	0.50	U
135-98-8	sec-Butylbenzene	0.50	U
99-87-6	p-Isopropyltoluene	0.50	U
541-73-1	1,3-Dichlorobenzene	0.50	U
106-46-7	1,4-Dichlorobenzene	0.50	U
104-51-8	n-Butylbenzene	0.50	U
95-50-1	1,2-Dichlorobenzene	0.50	U
96-12-8	1,2-Dibromo-3-Chloropropane	0.50	U
120-82-1	1,2,4-Trichlorobenzene	0.50	U
87-68-3	Hexachlorobutadiene	0.50	U
91-20-3	Naphthalene	0.50	U
87-61-6	1,2,3-Trichlorobenzene	0.50	U

FORM 1
VOLATILE ORGANICS ANALYSIS DATA SHEET

ENGSC2 SAMPLE NO.

AL134

Lab Name: ITS ENVIRONMENTAL Contract: 98011

Lab Code: INCHVT Case No.: 98011 SAS No.: SDG No.: 68675

Matrix: (soil/water) WATER Lab Sample ID: 355024

Sample wt/vol: 5.000 (g/mL) ML Lab File ID: L355024V

Level: (low/med) LOW Date Received: 03/31/98

% Moisture: not dec. _____ Date Analyzed: 04/06/98

GC Column: DB-624 ID: 0.53 (mm) Dilution Factor: 1.0

Soil Extract Volume:_____(uL) Soil Aliquot Volume: _____(uL)

CAS NO.	COMPOUND	CONCENTRATION UNITS: (ug/L or ug/Kg) UG/L	Q
75-71-8	Dichlorodifluoromethane	0.50	U
74-87-3	Chloromethane	0.50	U
75-01-4	Vinyl Chloride	0.50	U
74-83-9	Bromomethane	0.50	U
75-00-3	Chloroethane	0.50	U
75-69-4	Trichlorofluoromethane	0.50	U
67-64-1	Acetone	5.0	U
75-35-4	1,1-Dichloroethene	0.50	U
156-60-5	trans-1,2-Dichloroethene	0.50	U
75-15-0	Carbon Disulfide	0.50	U
75-09-2	Methylene Chloride	0.50	U
1634-04-4	Methyl-t-Butyl Ether	0.50	U
75-34-3	1,1-Dichloroethane	0.50	U
156-59-2	cis-1,2-Dichloroethene	0.50	U
78-93-3	2-Butanone	5.0	U
590-20-7	2,2-Dichloropropane	0.50	U
67-66-3	Chloroform	0.50	U
74-97-5	Bromochloromethane	0.50	U
71-55-6	1,1,1-Trichloroethane	0.50	U
563-58-6	1,1-Dichloropropene	0.50	U
56-23-5	Carbon Tetrachloride	0.50	U
107-06-2	1,2-Dichloroethane	0.50	U
71-43-2	Benzene	0.50	U
79-01-6	Trichloroethene	0.50	U
78-87-5	1,2-Dichloropropane	0.50	U
75-27-4	Bromodichloromethane	0.50	U
74-95-3	Dibromomethane	0.50	U
108-10-1	4-Methyl-2-Pentanone	5.0	U
10061-01-5	cis-1,3-Dichloropropene	0.50	U
108-88-3	Toluene	0.50	U
10061-02-6	trans-1,3-Dichloropropene	0.50	U
79-00-5	1,1,2-Trichloroethane	0.50	U
591-78-6	2-Hexanone	5.0	U

FORM 1
VOLATILE ORGANICS ANALYSIS DATA SHEET

ENGSC2 SAMPLE NO.

AL134

Lab Name: ITS ENVIRONMENTAL Contract: 98011

Lab Code: INCHVT Case No.: 98011 SAS No.: SDG No.: 68675

Matrix: (soil/water) WATER Lab Sample ID: 355024

Sample wt/vol: 5.000 (g/mL) ML Lab File ID: L355024V

Level: (low/med) LOW Date Received: 03/31/98

% Moisture: not dec. _____ Date Analyzed: 04/06/98

GC Column: DB-624 ID: 0.53 (mm) Dilution Factor: 1.0

Soil Extract Volume:_____(uL) Soil Aliquot Volume: _____(uL)

CAS NO.	COMPOUND	CONCENTRATION UNITS: (ug/L or ug/Kg) UG/L	Q
142-28-9	1,3-Dichloropropane	0.50	U
127-18-4	Tetrachloroethene	0.50	U
123-91-1	1,4-Dioxane	50	UJ
109-99-9	Tetrahydrofuran	50	U
124-48-1	Dibromochloromethane	0.50	U
106-93-4	1,2-Dibromoethane	0.50	U
108-90-7	Chlorobenzene	0.50	U
630-20-6	1,1,1,2-Tetrachloroethane	0.50	U
100-41-4	Ethylbenzene	0.50	U
1330-20-7	Xylene (total)	0.50	U
100-42-5	Styrene	0.50	U
75-25-2	Bromoform	0.50	U
98-82-8	Isopropylbenzene	0.50	U
79-34-5	1,1,2,2-Tetrachloroethane	0.50	U
96-18-4	1,2,3-Trichloropropane	0.50	U
108-86-1	Bromobenzene	0.50	U
103-65-1	n-Propylbenzene	0.50	U
95-49-8	2-Chlorotoluene	0.50	U
108-67-8	1,3,5-Trimethylbenzene	0.50	U
106-43-4	4-Chlorotoluene	0.50	U
98-06-6	tert-Butylbenzene	0.50	U
95-63-6	1,2,4-Trimethylbenzene	0.50	U
135-98-8	sec-Butylbenzene	0.50	U
99-87-6	p-Isopropyltoluene	0.50	U
541-73-1	1,3-Dichlorobenzene	0.50	U
106-46-7	1,4-Dichlorobenzene	0.50	U
104-51-8	n-Butylbenzene	0.50	U
95-50-1	1,2-Dichlorobenzene	0.50	U
96-12-8	1,2-Dibromo-3-Chloropropane	0.50	U
120-82-1	1,2,4-Trichlorobenzene	0.50	U
87-68-3	Hexachlorobutadiene	0.50	U
91-20-3	Naphthalene	0.50	U
87-61-6	1,2,3-Trichlorobenzene	0.50	U

FORM 1
VOLATILE ORGANICS ANALYSIS DATA SHEET

ENGSC2 SAMPLE NO.

AL140

Lab Name: ITS ENVIRONMENTAL Contract: 98011

Lab Code: INCHVT Case No.: 98011 SAS No.: SDG No.: 68675

Matrix: (soil/water) WATER Lab Sample ID: 354932

Sample wt/vol: 5.000 (g/mL) ML Lab File ID: L354932V

Level: (low/med) LOW Date Received: 03/28/98

% Moisture: not dec. _____ Date Analyzed: 04/01/98

GC Column: DB-624 ID: 0.53 (mm) Dilution Factor: 1.0

Soil Extract Volume:_____(uL) Soil Aliquot Volume: _____(uL)

CAS NO.	COMPOUND	CONCENTRATION UNITS: (ug/L or ug/Kg) UG/L	Q
75-71-8	Dichlorodifluoromethane	0.50	U
74-87-3	Chloromethane	0.50	U
75-01-4	Vinyl Chloride	0.50	U
74-83-9	Bromomethane	0.50	U
75-00-3	Chloroethane	0.50	U
75-69-4	Trichlorofluoromethane	0.50	U
67-64-1	Acetone	5.0	U
75-35-4	1,1-Dichloroethene	0.50	U
156-60-5	trans-1,2-Dichloroethene	0.50	U
75-15-0	Carbon Disulfide	0.50	U
75-09-2	Methylene Chloride	0.50	U
1634-04-4	Methyl-t-Butyl Ether	0.50	U
75-34-3	1,1-Dichloroethane	0.50	U
156-59-2	cis-1,2-Dichloroethene	0.50	U
78-93-3	2-Butanone	5.0	U
590-20-7	2,2-Dichloropropane	0.50	U
67-66-3	Chloroform	0.50	U
74-97-5	Bromochloromethane	0.50	U
71-55-6	1,1,1-Trichloroethane	0.50	U
563-58-6	1,1-Dichloropropene	0.50	U
56-23-5	Carbon Tetrachloride	0.50	U
107-06-2	1,2-Dichloroethane	0.50	U
71-43-2	Benzene	0.50	U
79-01-6	Trichloroethene	0.30	J
78-87-5	1,2-Dichloropropane	0.50	U
75-27-4	Bromodichloromethane	0.50	U
74-95-3	Dibromomethane	0.50	U
108-10-1	4-Methyl-2-Pentanone	5.0	U
10061-01-5	cis-1,3-Dichloropropene	0.50	U
108-88-3	Toluene	0.50	U
10061-02-6	trans-1,3-Dichloropropene	0.50	U
79-00-5	1,1,2-Trichloroethane	0.50	U
591-78-6	2-Hexanone	5.0	U

FORM 1
VOLATILE ORGANICS ANALYSIS DATA SHEET

ENGSC2 SAMPLE NO.

AL140

Lab Name: ITS ENVIRONMENTAL Contract: 98011

Lab Code: INCHVT Case No.: 98011 SAS No.: SDG No.: 68675

Matrix: (soil/water) WATER Lab Sample ID: 354932

Sample wt/vol: 5.000 (g/mL) ML Lab File ID: L354932V

Level: (low/med) LOW Date Received: 03/28/98

% Moisture: not dec. _____ Date Analyzed: 04/01/98

GC Column: DB-624 ID: 0.53 (mm) Dilution Factor: 1.0

Soil Extract Volume:_____(uL) Soil Aliquot Volume: _____(uL)

CAS NO.	COMPOUND	CONCENTRATION UNITS: (ug/L or ug/Kg) UG/L	Q
142-28-9	1,3-Dichloropropane	0.50	U
127-18-4	Tetrachloroethene	0.50	U
123-91-1	1,4-Dioxane	50	U
109-99-9	Tetrahydrofuran	50	U
124-48-1	Dibromochloromethane	0.50	U
106-93-4	1,2-Dibromoethane	0.50	U
108-90-7	Chlorobenzene	0.50	U
630-20-6	1,1,1,2-Tetrachloroethane	0.50	U
100-41-4	Ethylbenzene	0.50	U
1330-20-7	Xylene (total)	0.50	U
100-42-5	Styrene	0.50	U
75-25-2	Bromoform	0.50	U
98-82-8	Isopropylbenzene	0.50	U
79-34-5	1,1,2,2-Tetrachloroethane	0.50	U
96-18-4	1,2,3-Trichloropropane	0.50	U
108-86-1	Bromobenzene	0.50	U
103-65-1	n-Propylbenzene	0.50	U
95-49-8	2-Chlorotoluene	0.50	U
108-67-8	1,3,5-Trimethylbenzene	0.50	U
106-43-4	4-Chlorotoluene	0.50	U
98-06-6	tert-Butylbenzene	0.50	U
95-63-6	1,2,4-Trimethylbenzene	0.50	U
135-98-8	sec-Butylbenzene	0.50	U
99-87-6	p-Isopropyltoluene	0.50	U
541-73-1	1,3-Dichlorobenzene	0.50	U
106-46-7	1,4-Dichlorobenzene	0.50	U
104-51-8	n-Butylbenzene	0.50	U
95-50-1	1,2-Dichlorobenzene	0.50	U
96-12-8	1,2-Dibromo-3-Chloropropane	0.50	U
120-82-1	1,2,4-Trichlorobenzene	0.50	U
87-68-3	Hexachlorobutadiene	0.50	U
91-20-3	Naphthalene	0.50	U
87-61-6	1,2,3-Trichlorobenzene	0.50	U

FORM 1
VOLATILE ORGANICS ANALYSIS DATA SHEET

ENGSC2 SAMPLE NO.

AL158

Lab Name: ITS ENVIRONMENTAL Contract: 98011

Lab Code: INCHVT Case No.: 98011 SAS No.: SDG No.: 68675

Matrix: (soil/water) WATER Lab Sample ID: 354929

Sample wt/vol: 5.000 (g/mL) ML Lab File ID: L354929V

Level: (low/med) LOW Date Received: 03/28/98

% Moisture: not dec. _____ Date Analyzed: 04/01/98

GC Column: DB-624 ID: 0.53 (mm) Dilution Factor: 1.0

Soil Extract Volume:_____(uL) Soil Aliquot Volume: _____(uL)

CAS NO.	COMPOUND	CONCENTRATION UNITS: (ug/L or ug/Kg) UG/L	Q
75-71-8	Dichlorodifluoromethane	0.50	U
74-87-3	Chloromethane	0.50	U
75-01-4	Vinyl Chloride	0.50	U
74-83-9	Bromomethane	0.50	U
75-00-3	Chloroethane	0.50	U
75-69-4	Trichlorofluoromethane	0.50	U
67-64-1	Acetone	5.0	U
75-35-4	1,1-Dichloroethene	0.50	U
156-60-5	trans-1,2-Dichloroethene	0.50	U
75-15-0	Carbon Disulfide	0.50	U
75-09-2	Methylene Chloride	0.50	U
1634-04-4	Methyl-t-Butyl Ether	0.50	U
75-34-3	1,1-Dichloroethane	0.50	U
156-59-2	cis-1,2-Dichloroethene	0.50	U
78-93-3	2-Butanone	5.0	U
590-20-7	2,2-Dichloropropane	0.50	U
67-66-3	Chloroform	0.50	U
74-97-5	Bromochloromethane	0.50	U
71-55-6	1,1,1-Trichloroethane	0.50	U
563-58-6	1,1-Dichloropropene	0.50	U
56-23-5	Carbon Tetrachloride	0.50	U
107-06-2	1,2-Dichloroethane	0.50	U
71-43-2	Benzene	0.50	U
79-01-6	Trichloroethene	0.50	U
78-87-5	1,2-Dichloropropane	0.50	U
75-27-4	Bromodichloromethane	0.50	U
74-95-3	Dibromomethane	0.50	U
108-10-1	4-Methyl-2-Pentanone	5.0	U
10061-01-5	cis-1,3-Dichloropropene	0.50	U
108-88-3	Toluene	0.50	U
10061-02-6	trans-1,3-Dichloropropene	0.50	U
79-00-5	1,1,2-Trichloroethane	0.50	U
591-78-6	2-Hexanone	5.0	U

FORM 1
VOLATILE ORGANICS ANALYSIS DATA SHEET

ENGSC2 SAMPLE NO.

AL158

Lab Name: ITS ENVIRONMENTAL Contract: 98011

Lab Code: INCHVT Case No.: 98011 SAS No.: SDG No.: 68675

Matrix: (soil/water) WATER Lab Sample ID: 354929

Sample wt/vol: 5.000 (g/mL) ML Lab File ID: L354929V

Level: (low/med) LOW Date Received: 03/28/98

% Moisture: not dec. _____ Date Analyzed: 04/01/98

GC Column: DB-624 ID: 0.53 (mm) Dilution Factor: 1.0

Soil Extract Volume:_____(uL) Soil Aliquot Volume: _____(uL)

CAS NO.	COMPOUND	CONCENTRATION UNITS: (ug/L or ug/Kg) UG/L	Q
142-28-9	1,3-Dichloropropane	0.50	U
127-18-4	Tetrachloroethene	0.50	U
123-91-1	1,4-Dioxane	50	U
109-99-9	Tetrahydrofuran	50	U
124-48-1	Dibromochloromethane	0.50	U
106-93-4	1,2-Dibromoethane	0.50	U
108-90-7	Chlorobenzene	0.50	U
630-20-6	1,1,1,2-Tetrachloroethane	0.50	U
100-41-4	Ethylbenzene	0.50	U
1330-20-7	Xylene (total)	0.50	U
100-42-5	Styrene	0.50	U
75-25-2	Bromoform	0.50	U
98-82-8	Isopropylbenzene	0.50	U
79-34-5	1,1,2,2-Tetrachloroethane	0.50	U
96-18-4	1,2,3-Trichloropropane	0.50	U
108-86-1	Bromobenzene	0.50	U
103-65-1	n-Propylbenzene	0.50	U
95-49-8	2-Chlorotoluene	0.50	U
108-67-8	1,3,5-Trimethylbenzene	0.50	U
106-43-4	4-Chlorotoluene	0.50	U
98-06-6	tert-Butylbenzene	0.50	U
95-63-6	1,2,4-Trimethylbenzene	0.50	U
135-98-8	sec-Butylbenzene	0.50	U
99-87-6	p-Isopropyltoluene	0.50	U
541-73-1	1,3-Dichlorobenzene	0.50	U
106-46-7	1,4-Dichlorobenzene	0.50	U
104-51-8	n-Butylbenzene	0.50	U
95-50-1	1,2-Dichlorobenzene	0.50	U
96-12-8	1,2-Dibromo-3-Chloropropane	0.50	U
120-82-1	1,2,4-Trichlorobenzene	0.50	U
87-68-3	Hexachlorobutadiene	0.50	U
91-20-3	Naphthalene	0.50	U
87-61-6	1,2,3-Trichlorobenzene	0.50	U

FORM 1
VOLATILE ORGANICS ANALYSIS DATA SHEET

ENGSC2 SAMPLE NO.

AL141

Lab Name: ITS ENVIRONMENTAL Contract: 98011

Lab Code: INCHVT Case No.: 98011 SAS No.: SDG No.: 68675

Matrix: (soil/water) WATER Lab Sample ID: 354928

Sample wt/vol: 5.000 (g/mL) ML Lab File ID: L354928V

Level: (low/med) LOW Date Received: 03/28/98

% Moisture: not dec. _____ Date Analyzed: 04/01/98

GC Column: DB-624 ID: 0.53 (mm) Dilution Factor: 1.0

Soil Extract Volume:_____(uL) Soil Aliquot Volume: _____(uL)

CAS NO.	COMPOUND	CONCENTRATION UNITS: (ug/L or ug/Kg) UG/L	Q
75-71-8	Dichlorodifluoromethane	0.50	U
74-87-3	Chloromethane	0.50	U
75-01-4	Vinyl Chloride	0.50	U
74-83-9	Bromomethane	0.50	U
75-00-3	Chloroethane	0.50	U
75-69-4	Trichlorofluoromethane	0.50	U
67-64-1	Acetone	5.0	U
75-35-4	1,1-Dichloroethene	0.50	U
156-60-5	trans-1,2-Dichloroethene	0.50	U
75-15-0	Carbon Disulfide	0.50	U
75-09-2	Methylene Chloride	0.50	U
1634-04-4	Methyl-t-Butyl Ether	0.50	U
75-34-3	1,1-Dichloroethane	0.50	U
156-59-2	cis-1,2-Dichloroethene	0.50	U
78-93-3	2-Butanone	5.0	U
590-20-7	2,2-Dichloropropane	0.50	U
67-66-3	Chloroform	0.50	U
74-97-5	Bromochloromethane	0.50	U
71-55-6	1,1,1-Trichloroethane	0.50	U
563-58-6	1,1-Dichloropropene	0.50	U
56-23-5	Carbon Tetrachloride	0.50	U
107-06-2	1,2-Dichloroethane	0.50	U
71-43-2	Benzene	0.50	U
79-01-6	Trichloroethene	0.50	U
78-87-5	1,2-Dichloropropane	0.50	U
75-27-4	Bromodichloromethane	0.50	U
74-95-3	Dibromomethane	0.50	U
108-10-1	4-Methyl-2-Pentanone	5.0	U
10061-01-5	cis-1,3-Dichloropropene	0.50	U
108-88-3	Toluene	0.50	U
10061-02-6	trans-1,3-Dichloropropene	0.50	U
79-00-5	1,1,2-Trichloroethane	0.50	U
591-78-6	2-Hexanone	5.0	U

FORM 1
VOLATILE ORGANICS ANALYSIS DATA SHEET

ENGSC2 SAMPLE NO.

AL141

Lab Name: ITS ENVIRONMENTAL Contract: 98011

Lab Code: INCHVT Case No.: 98011 SAS No.: SDG No.: 68675

Matrix: (soil/water) WATER Lab Sample ID: 354928

Sample wt/vol: 5.000 (g/mL) ML Lab File ID: L354928V

Level: (low/med) LOW Date Received: 03/28/98

% Moisture: not dec. _____ Date Analyzed: 04/01/98

GC Column: DB-624 ID: 0.53 (mm) Dilution Factor: 1.0

Soil Extract Volume:_____(uL) Soil Aliquot Volume: _____(uL)

CAS NO.	COMPOUND	CONCENTRATION UNITS: (ug/L or ug/Kg) UG/L	Q
142-28-9	1,3-Dichloropropane	0.50	U
127-18-4	Tetrachloroethene	0.50	U
123-91-1	1,4-Dioxane	50	U
109-99-9	Tetrahydrofuran	50	U
124-48-1	Dibromochloromethane	0.50	U
106-93-4	1,2-Dibromoethane	0.50	U
108-90-7	Chlorobenzene	0.50	U
630-20-6	1,1,1,2-Tetrachloroethane	0.50	U
100-41-4	Ethylbenzene	0.50	U
1330-20-7	Xylene (total)	0.50	U
100-42-5	Styrene	0.50	U
75-25-2	Bromoform	0.50	U
98-82-8	Isopropylbenzene	0.50	U
79-34-5	1,1,2,2-Tetrachloroethane	0.50	U
96-18-4	1,2,3-Trichloropropane	0.50	U
108-86-1	Bromobenzene	0.50	U
103-65-1	n-Propylbenzene	0.50	U
95-49-8	2-Chlorotoluene	0.50	U
108-67-8	1,3,5-Trimethylbenzene	0.50	U
106-43-4	4-Chlorotoluene	0.50	U
98-06-6	tert-Butylbenzene	0.50	U
95-63-6	1,2,4-Trimethylbenzene	0.50	U
135-98-8	sec-Butylbenzene	0.50	U
99-87-6	p-Isopropyltoluene	0.50	U
541-73-1	1,3-Dichlorobenzene	0.50	U
106-46-7	1,4-Dichlorobenzene	0.50	U
104-51-8	n-Butylbenzene	0.50	U
95-50-1	1,2-Dichlorobenzene	0.50	U
96-12-8	1,2-Dibromo-3-Chloropropane	0.50	U
120-82-1	1,2,4-Trichlorobenzene	0.50	U
87-68-3	Hexachlorobutadiene	0.50	U
91-20-3	Naphthalene	0.50	U
87-61-6	1,2,3-Trichlorobenzene	0.50	U

FORM 1
VOLATILE ORGANICS ANALYSIS DATA SHEET

ENGSC2 SAMPLE NO.

AL159

Lab Name: ITS ENVIRONMENTAL Contract: 98011

Lab Code: INCHVT Case No.: 98011 SAS No.: SDG No.: 68675

Matrix: (soil/water) WATER Lab Sample ID: 354927

Sample wt/vol: 5.000 (g/mL) ML Lab File ID: L354927V

Level: (low/med) LOW Date Received: 03/28/98

% Moisture: not dec. _____ Date Analyzed: 04/01/98

GC Column: DB-624 ID: 0.53 (mm) Dilution Factor: 1.0

Soil Extract Volume:_____(uL) Soil Aliquot Volume: _____(uL)

CAS NO.	COMPOUND	CONCENTRATION UNITS: (ug/L or ug/Kg) UG/L	Q
75-71-8	Dichlorodifluoromethane	0.50	U
74-87-3	Chloromethane	0.50	U
75-01-4	Vinyl Chloride	0.50	U
74-83-9	Bromomethane	0.50	U
75-00-3	Chloroethane	0.50	U
75-69-4	Trichlorofluoromethane	0.50	U
67-64-1	Acetone	5.0	U
75-35-4	1,1-Dichloroethene	0.50	U
156-60-5	trans-1,2-Dichloroethene	0.50	U
75-15-0	Carbon Disulfide	0.50	U
75-09-2	Methylene Chloride	0.50	U
1634-04-4	Methyl-t-Butyl Ether	0.50	U
75-34-3	1,1-Dichloroethane	0.50	U
156-59-2	cis-1,2-Dichloroethene	0.50	U
78-93-3	2-Butanone	5.0	U
590-20-7	2,2-Dichloropropane	0.50	U
67-66-3	Chloroform	0.50	U
74-97-5	Bromochloromethane	0.50	U
71-55-6	1,1,1-Trichloroethane	0.50	U
563-58-6	1,1-Dichloropropene	0.50	U
56-23-5	Carbon Tetrachloride	0.50	U
107-06-2	1,2-Dichloroethane	0.50	U
71-43-2	Benzene	0.50	U
79-01-6	Trichloroethene	0.50	U
78-87-5	1,2-Dichloropropane	0.50	U
75-27-4	Bromodichloromethane	0.50	U
74-95-3	Dibromomethane	0.50	U
108-10-1	4-Methyl-2-Pentanone	5.0	U
10061-01-5	cis-1,3-Dichloropropene	0.50	U
108-88-3	Toluene	0.50	U
10061-02-6	trans-1,3-Dichloropropene	0.50	U
79-00-5	1,1,2-Trichloroethane	0.50	U
591-78-6	2-Hexanone	5.0	U

FORM 1
VOLATILE ORGANICS ANALYSIS DATA SHEET

ENGSC2 SAMPLE NO.

AL159

Lab Name: ITS ENVIRONMENTAL Contract: 98011

Lab Code: INCHVT Case No.: 98011 SAS No.: SDG No.: 68675

Matrix: (soil/water) WATER Lab Sample ID: 354927

Sample wt/vol: 5.000 (g/mL) ML Lab File ID: L354927V

Level: (low/med) LOW Date Received: 03/28/98

% Moisture: not dec. _____ Date Analyzed: 04/01/98

GC Column: DB-624 ID: 0.53 (mm) Dilution Factor: 1.0

Soil Extract Volume:_____(uL) Soil Aliquot Volume: _____(uL)

CAS NO.	COMPOUND	CONCENTRATION UNITS: (ug/L or ug/Kg) UG/L	Q
142-28-9	1,3-Dichloropropane	0.50	U
127-18-4	Tetrachloroethene	0.50	U
123-91-1	1,4-Dioxane	50	U
109-99-9	Tetrahydrofuran	50	U
124-48-1	Dibromochloromethane	0.50	U
106-93-4	1,2-Dibromoethane	0.50	U
108-90-7	Chlorobenzene	0.50	U
630-20-6	1,1,1,2-Tetrachloroethane	0.50	U
100-41-4	Ethylbenzene	0.50	U
1330-20-7	Xylene (total)	0.50	U
100-42-5	Styrene	0.50	U
75-25-2	Bromoform	0.50	U
98-82-8	Isopropylbenzene	0.50	U
79-34-5	1,1,2,2-Tetrachloroethane	0.50	U
96-18-4	1,2,3-Trichloropropane	0.50	U
108-86-1	Bromobenzene	0.50	U
103-65-1	n-Propylbenzene	0.50	U
95-49-8	2-Chlorotoluene	0.50	U
108-67-8	1,3,5-Trimethylbenzene	0.50	U
106-43-4	4-Chlorotoluene	0.50	U
98-06-6	tert-Butylbenzene	0.50	U
95-63-6	1,2,4-Trimethylbenzene	0.50	U
135-98-8	sec-Butylbenzene	0.50	U
99-87-6	p-Isopropyltoluene	0.50	U
541-73-1	1,3-Dichlorobenzene	0.50	U
106-46-7	1,4-Dichlorobenzene	0.50	U
104-51-8	n-Butylbenzene	0.50	U
95-50-1	1,2-Dichlorobenzene	0.50	U
96-12-8	1,2-Dibromo-3-Chloropropane	0.50	U
120-82-1	1,2,4-Trichlorobenzene	0.50	U
87-68-3	Hexachlorobutadiene	0.50	U
91-20-3	Naphthalene	0.50	U
87-61-6	1,2,3-Trichlorobenzene	0.50	U

FORM 1
VOLATILE ORGANICS ANALYSIS DATA SHEET

ENGSC2 SAMPLE NO.

AL142

Lab Name: ITS ENVIRONMENTAL Contract: 98011

Lab Code: INCHVT Case No.: 98011 SAS No.: SDG No.: 68675

Matrix: (soil/water) WATER Lab Sample ID: 354880

Sample wt/vol: 5.000 (g/mL) ML Lab File ID: L354880V

Level: (low/med) LOW Date Received: 03/27/98

% Moisture: not dec. _____ Date Analyzed: 04/01/98

GC Column: DB-624 ID: 0.53 (mm) Dilution Factor: 1.0

Soil Extract Volume:_____(uL) Soil Aliquot Volume: _____(uL)

CAS NO.	COMPOUND	CONCENTRATION UNITS: (ug/L or ug/Kg) UG/L	Q
75-71-8	Dichlorodifluoromethane	0.50	U
74-87-3	Chloromethane	0.50	U
75-01-4	Vinyl Chloride	0.50	U
74-83-9	Bromomethane	0.50	U
75-00-3	Chloroethane	0.50	U
75-69-4	Trichlorofluoromethane	0.50	U
67-64-1	Acetone	5.0	U
75-35-4	1,1-Dichloroethene	0.50	U
156-60-5	trans-1,2-Dichloroethene	0.50	U
75-15-0	Carbon Disulfide	0.50	U
75-09-2	Methylene Chloride	0.50	U
1634-04-4	Methyl-t-Butyl Ether	0.50	U
75-34-3	1,1-Dichloroethane	0.50	U
156-59-2	cis-1,2-Dichloroethene	0.50	U
78-93-3	2-Butanone	5.0	U
590-20-7	2,2-Dichloropropane	0.50	U
67-66-3	Chloroform	0.50	U
74-97-5	Bromochloromethane	0.50	U
71-55-6	1,1,1-Trichloroethane	0.50	U
563-58-6	1,1-Dichloropropene	0.50	U
56-23-5	Carbon Tetrachloride	0.50	U
107-06-2	1,2-Dichloroethane	0.50	U
71-43-2	Benzene	0.50	U
79-01-6	Trichloroethene	0.50	U
78-87-5	1,2-Dichloropropane	0.50	U
75-27-4	Bromodichloromethane	0.50	U
74-95-3	Dibromomethane	0.50	U
108-10-1	4-Methyl-2-Pentanone	5.0	U
10061-01-5	cis-1,3-Dichloropropene	0.50	U
108-88-3	Toluene	0.50	U
10061-02-6	trans-1,3-Dichloropropene	0.50	U
79-00-5	1,1,2-Trichloroethane	0.50	U
591-78-6	2-Hexanone	5.0	U

FORM 1
VOLATILE ORGANICS ANALYSIS DATA SHEET

ENGSC2 SAMPLE NO.

AL142

Lab Name: ITS ENVIRONMENTAL Contract: 98011

Lab Code: INCHVT Case No.: 98011 SAS No.: SDG No.: 68675

Matrix: (soil/water) WATER Lab Sample ID: 354880

Sample wt/vol: 5.000 (g/mL) ML Lab File ID: L354880V

Level: (low/med) LOW Date Received: 03/27/98

% Moisture: not dec. _____ Date Analyzed: 04/01/98

GC Column: DB-624 ID: 0.53 (mm) Dilution Factor: 1.0

Soil Extract Volume:_____(uL) Soil Aliquot Volume: _____(uL)

CAS NO.	COMPOUND	CONCENTRATION UNITS: (ug/L or ug/Kg) UG/L	Q
142-28-9	1,3-Dichloropropane	0.50	U
127-18-4	Tetrachloroethene	0.50	U
123-91-1	1,4-Dioxane	50	U
109-99-9	Tetrahydrofuran	50	U
124-48-1	Dibromochloromethane	0.50	U
106-93-4	1,2-Dibromoethane	0.50	U
108-90-7	Chlorobenzene	0.50	U
630-20-6	1,1,1,2-Tetrachloroethane	0.50	U
100-41-4	Ethylbenzene	0.50	U
1330-20-7	Xylene (total)	0.50	U
100-42-5	Styrene	0.50	U
75-25-2	Bromoform	0.50	U
98-82-8	Isopropylbenzene	0.50	U
79-34-5	1,1,2,2-Tetrachloroethane	0.50	U
96-18-4	1,2,3-Trichloropropane	0.50	U
108-86-1	Bromobenzene	0.50	U
103-65-1	n-Propylbenzene	0.50	U
95-49-8	2-Chlorotoluene	0.50	U
108-67-8	1,3,5-Trimethylbenzene	0.50	U
106-43-4	4-Chlorotoluene	0.50	U
98-06-6	tert-Butylbenzene	0.50	U
95-63-6	1,2,4-Trimethylbenzene	0.50	U
135-98-8	sec-Butylbenzene	0.50	U
99-87-6	p-Isopropyltoluene	0.50	U
541-73-1	1,3-Dichlorobenzene	0.50	U
106-46-7	1,4-Dichlorobenzene	0.50	U
104-51-8	n-Butylbenzene	0.50	U
95-50-1	1,2-Dichlorobenzene	0.50	U
96-12-8	1,2-Dibromo-3-Chloropropane	0.50	U
120-82-1	1,2,4-Trichlorobenzene	0.50	U
87-68-3	Hexachlorobutadiene	0.50	U
91-20-3	Naphthalene	0.50	U
87-61-6	1,2,3-Trichlorobenzene	0.50	U

FORM 1
VOLATILE ORGANICS ANALYSIS DATA SHEET

ENGSC2 SAMPLE NO.

AL146

Lab Name: ITS ENVIRONMENTAL Contract: 98011

Lab Code: INCHVT Case No.: 98011 SAS No.: SDG No.: 68675

Matrix: (soil/water) WATER Lab Sample ID: 354979

Sample wt/vol: 5.000 (g/mL) ML Lab File ID: L354979I2V

Level: (low/med) LOW Date Received: 03/31/98

% Moisture: not dec. _____ Date Analyzed: 04/06/98

GC Column: DB-624 ID: 0.53 (mm) Dilution Factor: 1.0

Soil Extract Volume:_____(uL) Soil Aliquot Volume: _____(uL)

CAS NO.	COMPOUND	CONCENTRATION UNITS: (ug/L or ug/Kg) UG/L	Q
75-71-8	Dichlorodifluoromethane	0.50	U
74-87-3	Chloromethane	0.50	U
75-01-4	Vinyl Chloride	0.50	U
74-83-9	Bromomethane	0.50	U
75-00-3	Chloroethane	0.50	U
75-69-4	Trichlorofluoromethane	0.50	U
67-64-1	Acetone	5.0	U
75-35-4	1,1-Dichloroethene	0.50	U
156-60-5	trans-1,2-Dichloroethene	0.50	U
75-15-0	Carbon Disulfide	0.50	U
75-09-2	Methylene Chloride	0.50	U
1634-04-4	Methyl-t-Butyl Ether	0.50	U
75-34-3	1,1-Dichloroethane	0.50	U
156-59-2	cis-1,2-Dichloroethene	0.50	U
78-93-3	2-Butanone	5.0	U
590-20-7	2,2-Dichloropropane	0.50	U
67-66-3	Chloroform	0.50	U
74-97-5	Bromochloromethane	0.50	U
71-55-6	1,1,1-Trichloroethane	0.50	U
563-58-6	1,1-Dichloropropene	0.50	U
56-23-5	Carbon Tetrachloride	0.50	U
107-06-2	1,2-Dichloroethane	0.50	U
71-43-2	Benzene	0.50	U
79-01-6	Trichloroethene	0.50	U
78-87-5	1,2-Dichloropropane	0.50	U
75-27-4	Bromodichloromethane	0.50	U
74-95-3	Dibromomethane	0.50	U
108-10-1	4-Methyl-2-Pentanone	5.0	U
10061-01-5	cis-1,3-Dichloropropene	0.50	U
108-88-3	Toluene	0.79	
10061-02-6	trans-1,3-Dichloropropene	0.50	U
79-00-5	1,1,2-Trichloroethane	0.50	U
591-78-6	2-Hexanone	5.0	U

FORM 1
VOLATILE ORGANICS ANALYSIS DATA SHEET

ENGSC2 SAMPLE NO.

AL146

Lab Name: ITS ENVIRONMENTAL Contract: 98011

Lab Code: INCHVT Case No.: 98011 SAS No.: SDG No.: 68675

Matrix: (soil/water) WATER Lab Sample ID: 354979

Sample wt/vol: 5.000 (g/mL) ML Lab File ID: L354979I2V

Level: (low/med) LOW Date Received: 03/31/98

% Moisture: not dec. _____ Date Analyzed: 04/06/98

GC Column: DB-624 ID: 0.53 (mm) Dilution Factor: 1.0

Soil Extract Volume:_____(uL) Soil Aliquot Volume: _____(uL)

CAS NO.	COMPOUND	CONCENTRATION UNITS: (ug/L or ug/Kg) UG/L	Q
142-28-9	1,3-Dichloropropane	0.50	U
127-18-4	Tetrachloroethene	0.50	U
123-91-1	1,4-Dioxane	50	UJ
109-99-9	Tetrahydrofuran	50	U
124-48-1	Dibromochloromethane	0.50	U
106-93-4	1,2-Dibromoethane	0.50	U
108-90-7	Chlorobenzene	0.50	U
630-20-6	1,1,1,2-Tetrachloroethane	0.50	U
100-41-4	Ethylbenzene	0.50	U
1330-20-7	Xylene (total)	0.50	U
100-42-5	Styrene	0.50	U
75-25-2	Bromoform	0.50	U
98-82-8	Isopropylbenzene	0.50	U
79-34-5	1,1,2,2-Tetrachloroethane	0.50	U
96-18-4	1,2,3-Trichloropropane	0.50	U
108-86-1	Bromobenzene	0.50	U
103-65-1	n-Propylbenzene	0.50	U
95-49-8	2-Chlorotoluene	0.50	U
108-67-8	1,3,5-Trimethylbenzene	0.50	U
106-43-4	4-Chlorotoluene	0.50	U
98-06-6	tert-Butylbenzene	0.50	U
95-63-6	1,2,4-Trimethylbenzene	0.50	U
135-98-8	sec-Butylbenzene	0.50	U
99-87-6	p-Isopropyltoluene	0.50	U
541-73-1	1,3-Dichlorobenzene	0.50	U
106-46-7	1,4-Dichlorobenzene	0.50	U
104-51-8	n-Butylbenzene	0.50	U
95-50-1	1,2-Dichlorobenzene	0.50	U
96-12-8	1,2-Dibromo-3-Chloropropane	0.50	U
120-82-1	1,2,4-Trichlorobenzene	0.50	U
87-68-3	Hexachlorobutadiene	0.35	J
91-20-3	Naphthalene	0.50	U
87-61-6	1,2,3-Trichlorobenzene	0.50	U

FORM 1
VOLATILE ORGANICS ANALYSIS DATA SHEET

ENGSC2 SAMPLE NO.

AL148

Lab Name: ITS ENVIRONMENTAL Contract: 98011

Lab Code: INCHVT Case No.: 98011 SAS No.: SDG No.: 68675

Matrix: (soil/water) WATER Lab Sample ID: 354883

Sample wt/vol: 5.000 (g/mL) ML Lab File ID: L354883V

Level: (low/med) LOW Date Received: 03/27/98

% Moisture: not dec. _____ Date Analyzed: 04/01/98

GC Column: DB-624 ID: 0.53 (mm) Dilution Factor: 1.0

Soil Extract Volume:_____(uL) Soil Aliquot Volume: _____(uL)

CAS NO.	COMPOUND	CONCENTRATION UNITS: (ug/L or ug/Kg) UG/L	Q
75-71-8	Dichlorodifluoromethane	0.50	U
74-87-3	Chloromethane	0.50	U
75-01-4	Vinyl Chloride	0.50	U
74-83-9	Bromomethane	0.50	U
75-00-3	Chloroethane	0.50	U
75-69-4	Trichlorofluoromethane	0.50	U
67-64-1	Acetone	5.0	U
75-35-4	1,1-Dichloroethene	0.50	U
156-60-5	trans-1,2-Dichloroethene	0.50	U
75-15-0	Carbon Disulfide	0.50	U
75-09-2	Methylene Chloride	0.50	U
1634-04-4	Methyl-t-Butyl Ether	0.50	U
75-34-3	1,1-Dichloroethane	0.50	U
156-59-2	cis-1,2-Dichloroethene	0.50	U
78-93-3	2-Butanone	5.0	U
590-20-7	2,2-Dichloropropane	0.50	U
67-66-3	Chloroform	0.50	U
74-97-5	Bromochloromethane	0.50	U
71-55-6	1,1,1-Trichloroethane	0.50	U
563-58-6	1,1-Dichloropropene	0.50	U
56-23-5	Carbon Tetrachloride	0.50	U
107-06-2	1,2-Dichloroethane	0.50	U
71-43-2	Benzene	0.50	U
79-01-6	Trichloroethene	0.50	U
78-87-5	1,2-Dichloropropane	0.50	U
75-27-4	Bromodichloromethane	0.50	U
74-95-3	Dibromomethane	0.50	U
108-10-1	4-Methyl-2-Pentanone	5.0	U
10061-01-5	cis-1,3-Dichloropropene	0.50	U
108-88-3	Toluene	0.50	U
10061-02-6	trans-1,3-Dichloropropene	0.50	U
79-00-5	1,1,2-Trichloroethane	0.50	U
591-78-6	2-Hexanone	5.0	U

FORM 1
VOLATILE ORGANICS ANALYSIS DATA SHEET

ENGSC2 SAMPLE NO.

AL148

Lab Name: ITS ENVIRONMENTAL Contract: 98011

Lab Code: INCHVT Case No.: 98011 SAS No.: SDG No.: 68675

Matrix: (soil/water) WATER Lab Sample ID: 354883

Sample wt/vol: 5.000 (g/mL) ML Lab File ID: L354883V

Level: (low/med) LOW Date Received: 03/27/98

% Moisture: not dec. _____ Date Analyzed: 04/01/98

GC Column: DB-624 ID: 0.53 (mm) Dilution Factor: 1.0

Soil Extract Volume:_____(uL) Soil Aliquot Volume: _____(uL)

CAS NO.	COMPOUND	CONCENTRATION UNITS: (ug/L or ug/Kg) UG/L	Q
142-28-9	1,3-Dichloropropane	0.50	U
127-18-4	Tetrachloroethene	0.50	U
123-91-1	1,4-Dioxane	50	U
109-99-9	Tetrahydrofuran	50	U
124-48-1	Dibromochloromethane	0.50	U
106-93-4	1,2-Dibromoethane	0.50	U
108-90-7	Chlorobenzene	0.50	U
630-20-6	1,1,1,2-Tetrachloroethane	0.50	U
100-41-4	Ethylbenzene	0.50	U
1330-20-7	Xylene (total)	0.50	U
100-42-5	Styrene	0.50	U
75-25-2	Bromoform	0.50	U
98-82-8	Isopropylbenzene	0.50	U
79-34-5	1,1,2,2-Tetrachloroethane	0.50	U
96-18-4	1,2,3-Trichloropropane	0.50	U
108-86-1	Bromobenzene	0.50	U
103-65-1	n-Propylbenzene	0.50	U
95-49-8	2-Chlorotoluene	0.50	U
108-67-8	1,3,5-Trimethylbenzene	0.50	U
106-43-4	4-Chlorotoluene	0.50	U
98-06-6	tert-Butylbenzene	0.50	U
95-63-6	1,2,4-Trimethylbenzene	0.50	U
135-98-8	sec-Butylbenzene	0.50	U
99-87-6	p-Isopropyltoluene	0.50	U
541-73-1	1,3-Dichlorobenzene	0.50	U
106-46-7	1,4-Dichlorobenzene	0.50	U
104-51-8	n-Butylbenzene	0.50	U
95-50-1	1,2-Dichlorobenzene	0.50	U
96-12-8	1,2-Dibromo-3-Chloropropane	0.50	U
120-82-1	1,2,4-Trichlorobenzene	0.50	U
87-68-3	Hexachlorobutadiene	0.50	U
91-20-3	Naphthalene	0.50	U
87-61-6	1,2,3-Trichlorobenzene	0.50	U

FORM 1
VOLATILE ORGANICS ANALYSIS DATA SHEET

ENGSC2 SAMPLE NO.

AL149

Lab Name: ITS ENVIRONMENTAL Contract: 98011

Lab Code: INCHVT Case No.: 98011 SAS No.: SDG No.: 68675

Matrix: (soil/water) WATER Lab Sample ID: 354981

Sample wt/vol: 5.000 (g/mL) ML Lab File ID: L354981I2V

Level: (low/med) LOW Date Received: 03/31/98

% Moisture: not dec. _____ Date Analyzed: 04/06/98

GC Column: DB-624 ID: 0.53 (mm) Dilution Factor: 1.0

Soil Extract Volume:_____(uL) Soil Aliquot Volume: _____(uL)

CAS NO.	COMPOUND	CONCENTRATION UNITS: (ug/L or ug/Kg) UG/L	Q
75-71-8	Dichlorodifluoromethane	0.50	U
74-87-3	Chloromethane	0.50	U
75-01-4	Vinyl Chloride	0.50	U
74-83-9	Bromomethane	0.50	U
75-00-3	Chloroethane	0.50	U
75-69-4	Trichlorofluoromethane	0.50	U
67-64-1	Acetone	5.0	U
75-35-4	1,1-Dichloroethene	0.50	U
156-60-5	trans-1,2-Dichloroethene	0.50	U
75-15-0	Carbon Disulfide	0.50	U
75-09-2	Methylene Chloride	0.50	U
1634-04-4	Methyl-t-Butyl Ether	0.50	U
75-34-3	1,1-Dichloroethane	0.50	U
156-59-2	cis-1,2-Dichloroethene	0.50	U
78-93-3	2-Butanone	5.0	U
590-20-7	2,2-Dichloropropane	0.50	U
67-66-3	Chloroform	0.50	U
74-97-5	Bromochloromethane	0.50	U
71-55-6	1,1,1-Trichloroethane	0.50	U
563-58-6	1,1-Dichloropropene	0.50	U
56-23-5	Carbon Tetrachloride	0.50	U
107-06-2	1,2-Dichloroethane	0.50	U
71-43-2	Benzene	0.50	U
79-01-6	Trichloroethene	0.50	U
78-87-5	1,2-Dichloropropane	0.50	U
75-27-4	Bromodichloromethane	0.50	U
74-95-3	Dibromomethane	0.50	U
108-10-1	4-Methyl-2-Pentanone	5.0	U
10061-01-5	cis-1,3-Dichloropropene	0.50	U
108-88-3	Toluene	0.70	
10061-02-6	trans-1,3-Dichloropropene	0.50	U
79-00-5	1,1,2-Trichloroethane	0.50	U
591-78-6	2-Hexanone	5.0	U

FORM 1
VOLATILE ORGANICS ANALYSIS DATA SHEET

ENGSC2 SAMPLE NO.

AL149

Lab Name: ITS ENVIRONMENTAL Contract: 98011

Lab Code: INCHVT Case No.: 98011 SAS No.: SDG No.: 68675

Matrix: (soil/water) WATER Lab Sample ID: 354981

Sample wt/vol: 5.000 (g/mL) ML Lab File ID: L354981I2V

Level: (low/med) LOW Date Received: 03/31/98

% Moisture: not dec. _____ Date Analyzed: 04/06/98

GC Column: DB-624 ID: 0.53 (mm) Dilution Factor: 1.0

Soil Extract Volume:_____(uL) Soil Aliquot Volume: _____(uL)

CAS NO.	COMPOUND	CONCENTRATION UNITS: (ug/L or ug/Kg) UG/L	Q
142-28-9	1,3-Dichloropropane	0.50	U
127-18-4	Tetrachloroethene	0.50	U
123-91-1	1,4-Dioxane	50	UJ
109-99-9	Tetrahydrofuran	50	U
124-48-1	Dibromochloromethane	0.50	U
106-93-4	1,2-Dibromoethane	0.50	U
108-90-7	Chlorobenzene	0.50	U
630-20-6	1,1,1,2-Tetrachloroethane	0.50	U
100-41-4	Ethylbenzene	0.50	U
1330-20-7	Xylene (total)	0.50	U
100-42-5	Styrene	0.50	U
75-25-2	Bromoform	0.50	U
98-82-8	Isopropylbenzene	0.50	U
79-34-5	1,1,2,2-Tetrachloroethane	0.50	U
96-18-4	1,2,3-Trichloropropane	0.50	U
108-86-1	Bromobenzene	0.50	U
103-65-1	n-Propylbenzene	0.50	U
95-49-8	2-Chlorotoluene	0.50	U
108-67-8	1,3,5-Trimethylbenzene	0.50	U
106-43-4	4-Chlorotoluene	0.50	U
98-06-6	tert-Butylbenzene	0.50	U
95-63-6	1,2,4-Trimethylbenzene	0.50	U
135-98-8	sec-Butylbenzene	0.50	U
99-87-6	p-Isopropyltoluene	0.50	U
541-73-1	1,3-Dichlorobenzene	0.50	U
106-46-7	1,4-Dichlorobenzene	0.50	U
104-51-8	n-Butylbenzene	0.50	U
95-50-1	1,2-Dichlorobenzene	0.50	U
96-12-8	1,2-Dibromo-3-Chloropropane	0.50	U
120-82-1	1,2,4-Trichlorobenzene	0.50	U
87-68-3	Hexachlorobutadiene	0.30	J
91-20-3	Naphthalene	0.50	U
87-61-6	1,2,3-Trichlorobenzene	0.50	U

FORM 1
VOLATILE ORGANICS ANALYSIS DATA SHEET

ENGSC2 SAMPLE NO.

AL151

Lab Name: ITS ENVIRONMENTAL Contract: 98011

Lab Code: INCHVT Case No.: 98011 SAS No.: SDG No.: 68675

Matrix: (soil/water) WATER Lab Sample ID: 354925

Sample wt/vol: 5.000 (g/mL) ML Lab File ID: L354925V

Level: (low/med) LOW Date Received: 03/28/98

% Moisture: not dec. _____ Date Analyzed: 04/01/98

GC Column: DB-624 ID: 0.53 (mm) Dilution Factor: 1.0

Soil Extract Volume:_____(uL) Soil Aliquot Volume: _____(uL)

CAS NO.	COMPOUND	CONCENTRATION UNITS: (ug/L or ug/Kg) UG/L	Q
75-71-8	Dichlorodifluoromethane	0.50	U
74-87-3	Chloromethane	0.50	U
75-01-4	Vinyl Chloride	0.50	U
74-83-9	Bromomethane	0.50	U
75-00-3	Chloroethane	0.50	U
75-69-4	Trichlorofluoromethane	0.50	U
67-64-1	Acetone	5.0	U
75-35-4	1,1-Dichloroethene	0.50	U
156-60-5	trans-1,2-Dichloroethene	0.50	U
75-15-0	Carbon Disulfide	0.50	U
75-09-2	Methylene Chloride	0.50	U
1634-04-4	Methyl-t-Butyl Ether	0.50	U
75-34-3	1,1-Dichloroethane	0.50	U
156-59-2	cis-1,2-Dichloroethene	0.68	
78-93-3	2-Butanone	5.0	U
590-20-7	2,2-Dichloropropane	0.50	U
67-66-3	Chloroform	0.50	U
74-97-5	Bromochloromethane	0.50	U
71-55-6	1,1,1-Trichloroethane	0.50	U
563-58-6	1,1-Dichloropropene	0.50	U
56-23-5	Carbon Tetrachloride	0.50	U
107-06-2	1,2-Dichloroethane	0.50	U
71-43-2	Benzene	0.50	U
79-01-6	Trichloroethene	0.50	U
78-87-5	1,2-Dichloropropane	0.50	U
75-27-4	Bromodichloromethane	0.50	U
74-95-3	Dibromomethane	0.50	U
108-10-1	4-Methyl-2-Pentanone	5.0	U
10061-01-5	cis-1,3-Dichloropropene	0.50	U
108-88-3	Toluene	0.50	U
10061-02-6	trans-1,3-Dichloropropene	0.50	U
79-00-5	1,1,2-Trichloroethane	0.50	U
591-78-6	2-Hexanone	5.0	U

FORM 1
VOLATILE ORGANICS ANALYSIS DATA SHEET

ENGSC2 SAMPLE NO.

AL151

Lab Name: ITS ENVIRONMENTAL Contract: 98011

Lab Code: INCHVT Case No.: 98011 SAS No.: SDG No.: 68675

Matrix: (soil/water) WATER Lab Sample ID: 354925

Sample wt/vol: 5.000 (g/mL) ML Lab File ID: L354925V

Level: (low/med) LOW Date Received: 03/28/98

% Moisture: not dec. _____ Date Analyzed: 04/01/98

GC Column: DB-624 ID: 0.53 (mm) Dilution Factor: 1.0

Soil Extract Volume:_____(uL) Soil Aliquot Volume: _____(uL)

CAS NO.	COMPOUND	CONCENTRATION UNITS: (ug/L or ug/Kg) UG/L	Q
142-28-9	1,3-Dichloropropane	0.50	U
127-18-4	Tetrachloroethene	0.50	U
123-91-1	1,4-Dioxane	50	U
109-99-9	Tetrahydrofuran	50	U
124-48-1	Dibromochloromethane	0.50	U
106-93-4	1,2-Dibromoethane	0.50	U
108-90-7	Chlorobenzene	0.50	U
630-20-6	1,1,1,2-Tetrachloroethane	0.50	U
100-41-4	Ethylbenzene	0.50	U
1330-20-7	Xylene (total)	0.50	U
100-42-5	Styrene	0.50	U
75-25-2	Bromoform	0.50	U
98-82-8	Isopropylbenzene	0.50	U
79-34-5	1,1,2,2-Tetrachloroethane	0.50	U
96-18-4	1,2,3-Trichloropropane	0.50	U
108-86-1	Bromobenzene	0.50	U
103-65-1	n-Propylbenzene	0.50	U
95-49-8	2-Chlorotoluene	0.50	U
108-67-8	1,3,5-Trimethylbenzene	0.50	U
106-43-4	4-Chlorotoluene	0.50	U
98-06-6	tert-Butylbenzene	0.50	U
95-63-6	1,2,4-Trimethylbenzene	0.50	U
135-98-8	sec-Butylbenzene	0.50	U
99-87-6	p-Isopropyltoluene	0.50	U
541-73-1	1,3-Dichlorobenzene	0.50	U
106-46-7	1,4-Dichlorobenzene	0.50	U
104-51-8	n-Butylbenzene	0.50	U
95-50-1	1,2-Dichlorobenzene	0.50	U
96-12-8	1,2-Dibromo-3-Chloropropane	0.50	U
120-82-1	1,2,4-Trichlorobenzene	0.50	U
87-68-3	Hexachlorobutadiene	0.50	U
91-20-3	Naphthalene	0.50	U
87-61-6	1,2,3-Trichlorobenzene	0.50	U

FORM 1
VOLATILE ORGANICS ANALYSIS DATA SHEET

ENGSC2 SAMPLE NO.

AL153

Lab Name: ITS ENVIRONMENTAL Contract: 98011

Lab Code: INCHVT Case No.: 98011 SAS No.: SDG No.: 68675

Matrix: (soil/water) WATER Lab Sample ID: 354878

Sample wt/vol: 5.000 (g/mL) ML Lab File ID: L354878V

Level: (low/med) LOW Date Received: 03/27/98

% Moisture: not dec. _____ Date Analyzed: 03/31/98

GC Column: DB-624 ID: 0.53 (mm) Dilution Factor: 1.0

Soil Extract Volume:_____(uL) Soil Aliquot Volume: _____(uL)

CAS NO.	COMPOUND	CONCENTRATION UNITS: (ug/L or ug/Kg) UG/L	Q
75-71-8	Dichlorodifluoromethane	0.50	U
74-87-3	Chloromethane	0.50	U
75-01-4	Vinyl Chloride	0.50	U
74-83-9	Bromomethane	0.50	U
75-00-3	Chloroethane	0.50	U
75-69-4	Trichlorofluoromethane	0.50	U
67-64-1	Acetone	5.0	U
75-35-4	1,1-Dichloroethene	0.50	U
156-60-5	trans-1,2-Dichloroethene	0.50	U
75-15-0	Carbon Disulfide	0.50	U
75-09-2	Methylene Chloride	0.50	U
1634-04-4	Methyl-t-Butyl Ether	0.50	U
75-34-3	1,1-Dichloroethane	0.50	U
156-59-2	cis-1,2-Dichloroethene	0.50	U
78-93-3	2-Butanone	5.0	U
590-20-7	2,2-Dichloropropane	0.50	U
67-66-3	Chloroform	0.50	U
74-97-5	Bromochloromethane	0.50	U
71-55-6	1,1,1-Trichloroethane	0.50	U
563-58-6	1,1-Dichloropropene	0.50	U
56-23-5	Carbon Tetrachloride	0.50	U
107-06-2	1,2-Dichloroethane	0.50	U
71-43-2	Benzene	0.50	U
79-01-6	Trichloroethene	0.50	U
78-87-5	1,2-Dichloropropane	0.50	U
75-27-4	Bromodichloromethane	0.50	U
74-95-3	Dibromomethane	0.50	U
108-10-1	4-Methyl-2-Pentanone	5.0	U
10061-01-5	cis-1,3-Dichloropropene	0.50	U
108-88-3	Toluene	0.50	U
10061-02-6	trans-1,3-Dichloropropene	0.50	U
79-00-5	1,1,2-Trichloroethane	0.50	U
591-78-6	2-Hexanone	5.0	U

FORM 1
VOLATILE ORGANICS ANALYSIS DATA SHEET

ENGSC2 SAMPLE NO.

AL153

Lab Name: ITS ENVIRONMENTAL Contract: 98011

Lab Code: INCHVT Case No.: 98011 SAS No.: SDG No.: 68675

Matrix: (soil/water) WATER Lab Sample ID: 354878

Sample wt/vol: 5.000 (g/mL) ML Lab File ID: L354878V

Level: (low/med) LOW Date Received: 03/27/98

% Moisture: not dec. _____ Date Analyzed: 03/31/98

GC Column: DB-624 ID: 0.53 (mm) Dilution Factor: 1.0

Soil Extract Volume: _____ (uL) Soil Aliquot Volume: _____ (uL)

CAS NO.	COMPOUND	CONCENTRATION UNITS: (ug/L or ug/Kg) UG/L	Q
142-28-9	1,3-Dichloropropane	0.50	U
127-18-4	Tetrachloroethene	0.50	U
123-91-1	1,4-Dioxane	50	U
109-99-9	Tetrahydrofuran	50	U
124-48-1	Dibromochloromethane	0.50	U
106-93-4	1,2-Dibromoethane	0.50	U
108-90-7	Chlorobenzene	0.50	U
630-20-6	1,1,1,2-Tetrachloroethane	0.50	U
100-41-4	Ethylbenzene	0.50	U
1330-20-7	Xylene (total)	0.50	U
100-42-5	Styrene	0.50	U
75-25-2	Bromoform	0.50	U
98-82-8	Isopropylbenzene	0.50	U
79-34-5	1,1,2,2-Tetrachloroethane	0.50	U
96-18-4	1,2,3-Trichloropropane	0.50	U
108-86-1	Bromobenzene	0.50	U
103-65-1	n-Propylbenzene	0.50	U
95-49-8	2-Chlorotoluene	0.50	U
108-67-8	1,3,5-Trimethylbenzene	0.50	U
106-43-4	4-Chlorotoluene	0.50	U
98-06-6	tert-Butylbenzene	0.50	U
95-63-6	1,2,4-Trimethylbenzene	0.50	U
135-98-8	sec-Butylbenzene	0.50	U
99-87-6	p-Isopropyltoluene	0.50	U
541-73-1	1,3-Dichlorobenzene	0.50	U
106-46-7	1,4-Dichlorobenzene	0.50	U
104-51-8	n-Butylbenzene	0.50	U
95-50-1	1,2-Dichlorobenzene	0.50	U
96-12-8	1,2-Dibromo-3-Chloropropane	0.50	U
120-82-1	1,2,4-Trichlorobenzene	0.50	U
87-68-3	Hexachlorobutadiene	0.50	U
91-20-3	Naphthalene	0.50	U
87-61-6	1,2,3-Trichlorobenzene	0.50	U

FORM 1
VOLATILE ORGANICS ANALYSIS DATA SHEET

ENGSC2 SAMPLE NO.

AL154

Lab Name: ITS ENVIRONMENTAL Contract: 98011

Lab Code: INCHVT Case No.: 98011 SAS No.: SDG No.: 68675

Matrix: (soil/water) WATER Lab Sample ID: 354879

Sample wt/vol: 5.000 (g/mL) ML Lab File ID: L354879V

Level: (low/med) LOW Date Received: 03/27/98

% Moisture: not dec. _____ Date Analyzed: 04/01/98

GC Column: DB-624 ID: 0.53 (mm) Dilution Factor: 1.0

Soil Extract Volume:_____(uL) Soil Aliquot Volume: _____(uL)

CAS NO.	COMPOUND	CONCENTRATION UNITS: (ug/L or ug/Kg) UG/L	Q
75-71-8	Dichlorodifluoromethane	0.50	U
74-87-3	Chloromethane	0.50	U
75-01-4	Vinyl Chloride	0.50	U
74-83-9	Bromomethane	0.50	U
75-00-3	Chloroethane	0.50	U
75-69-4	Trichlorofluoromethane	0.50	U
67-64-1	Acetone	5.0	U
75-35-4	1,1-Dichloroethene	0.50	U
156-60-5	trans-1,2-Dichloroethene	0.50	U
75-15-0	Carbon Disulfide	0.50	U
75-09-2	Methylene Chloride	0.50	U
1634-04-4	Methyl-t-Butyl Ether	0.50	U
75-34-3	1,1-Dichloroethane	0.50	U
156-59-2	cis-1,2-Dichloroethene	0.50	U
78-93-3	2-Butanone	5.0	U
590-20-7	2,2-Dichloropropane	0.50	U
67-66-3	Chloroform	0.50	U
74-97-5	Bromochloromethane	0.50	U
71-55-6	1,1,1-Trichloroethane	0.50	U
563-58-6	1,1-Dichloropropene	0.50	U
56-23-5	Carbon Tetrachloride	0.50	U
107-06-2	1,2-Dichloroethane	0.50	U
71-43-2	Benzene	0.50	U
79-01-6	Trichloroethene	0.50	U
78-87-5	1,2-Dichloropropane	0.50	U
75-27-4	Bromodichloromethane	0.50	U
74-95-3	Dibromomethane	0.50	U
108-10-1	4-Methyl-2-Pentanone	5.0	U
10061-01-5	cis-1,3-Dichloropropene	0.50	U
108-88-3	Toluene	0.50	U
10061-02-6	trans-1,3-Dichloropropene	0.50	U
79-00-5	1,1,2-Trichloroethane	0.50	U
591-78-6	2-Hexanone	5.0	U

FORM 1
VOLATILE ORGANICS ANALYSIS DATA SHEET

ENGSC2 SAMPLE NO.

AL154

Lab Name: ITS ENVIRONMENTAL Contract: 98011

Lab Code: INCHVT Case No.: 98011 SAS No.: SDG No.: 68675

Matrix: (soil/water) WATER Lab Sample ID: 354879

Sample wt/vol: 5.000 (g/mL) ML Lab File ID: L354879V

Level: (low/med) LOW Date Received: 03/27/98

% Moisture: not dec. _____ Date Analyzed: 04/01/98

GC Column: DB-624 ID: 0.53 (mm) Dilution Factor: 1.0

Soil Extract Volume:_____(uL) Soil Aliquot Volume: _____(uL)

CAS NO.	COMPOUND	CONCENTRATION UNITS: (ug/L or ug/Kg) UG/L	Q
142-28-9	1,3-Dichloropropane	0.50	U
127-18-4	Tetrachloroethene	0.50	U
123-91-1	1,4-Dioxane	50	U
109-99-9	Tetrahydrofuran	50	U
124-48-1	Dibromochloromethane	0.50	U
106-93-4	1,2-Dibromoethane	0.50	U
108-90-7	Chlorobenzene	0.50	U
630-20-6	1,1,1,2-Tetrachloroethane	0.50	U
100-41-4	Ethylbenzene	0.50	U
1330-20-7	Xylene (total)	0.50	U
100-42-5	Styrene	0.50	U
75-25-2	Bromoform	0.50	U
98-82-8	Isopropylbenzene	0.50	U
79-34-5	1,1,2,2-Tetrachloroethane	0.50	U
96-18-4	1,2,3-Trichloropropane	0.50	U
108-86-1	Bromobenzene	0.50	U
103-65-1	n-Propylbenzene	0.50	U
95-49-8	2-Chlorotoluene	0.50	U
108-67-8	1,3,5-Trimethylbenzene	0.50	U
106-43-4	4-Chlorotoluene	0.50	U
98-06-6	tert-Butylbenzene	0.50	U
95-63-6	1,2,4-Trimethylbenzene	0.50	U
135-98-8	sec-Butylbenzene	0.50	U
99-87-6	p-Isopropyltoluene	0.50	U
541-73-1	1,3-Dichlorobenzene	0.50	U
106-46-7	1,4-Dichlorobenzene	0.50	U
104-51-8	n-Butylbenzene	0.50	U
95-50-1	1,2-Dichlorobenzene	0.50	U
96-12-8	1,2-Dibromo-3-Chloropropane	0.50	U
120-82-1	1,2,4-Trichlorobenzene	0.50	U
87-68-3	Hexachlorobutadiene	0.50	U
91-20-3	Naphthalene	0.50	U
87-61-6	1,2,3-Trichlorobenzene	0.50	U

FORM 1
VOLATILE ORGANICS ANALYSIS DATA SHEET

ENGSC2 SAMPLE NO.

AL155

Lab Name: ITS ENVIRONMENTAL Contract: 98011

Lab Code: INCHVT Case No.: 98011 SAS No.: SDG No.: 68675

Matrix: (soil/water) WATER Lab Sample ID: 354882

Sample wt/vol: 5.000 (g/mL) ML Lab File ID: L354882V

Level: (low/med) LOW Date Received: 03/27/98

% Moisture: not dec. _____ Date Analyzed: 04/01/98

GC Column: DB-624 ID: 0.53 (mm) Dilution Factor: 1.0

Soil Extract Volume:_____(uL) Soil Aliquot Volume: _____(uL)

CAS NO.	COMPOUND	CONCENTRATION UNITS: (ug/L or ug/Kg) UG/L	Q
75-71-8	Dichlorodifluoromethane	0.50	U
74-87-3	Chloromethane	0.50	U
75-01-4	Vinyl Chloride	0.50	U
74-83-9	Bromomethane	0.50	U
75-00-3	Chloroethane	0.50	U
75-69-4	Trichlorofluoromethane	0.50	U
67-64-1	Acetone	17	
75-35-4	1,1-Dichloroethene	0.50	U
156-60-5	trans-1,2-Dichloroethene	0.50	U
75-15-0	Carbon Disulfide	0.50	U
75-09-2	Methylene Chloride	0.50	U
1634-04-4	Methyl-t-Butyl Ether	0.50	U
75-34-3	1,1-Dichloroethane	0.50	U
156-59-2	cis-1,2-Dichloroethene	0.50	U
78-93-3	2-Butanone	5.0	U
590-20-7	2,2-Dichloropropane	0.50	U
67-66-3	Chloroform	0.50	U
74-97-5	Bromochloromethane	0.50	U
71-55-6	1,1,1-Trichloroethane	0.50	U
563-58-6	1,1-Dichloropropene	0.50	U
56-23-5	Carbon Tetrachloride	0.50	U
107-06-2	1,2-Dichloroethane	0.50	U
71-43-2	Benzene	0.50	U
79-01-6	Trichloroethene	0.50	U
78-87-5	1,2-Dichloropropane	0.50	U
75-27-4	Bromodichloromethane	0.50	U
74-95-3	Dibromomethane	0.50	U
108-10-1	4-Methyl-2-Pentanone	5.0	U
10061-01-5	cis-1,3-Dichloropropene	0.50	U
108-88-3	Toluene	0.50	U
10061-02-6	trans-1,3-Dichloropropene	0.50	U
79-00-5	1,1,2-Trichloroethane	0.50	U
591-78-6	2-Hexanone	5.0	U

FORM 1
VOLATILE ORGANICS ANALYSIS DATA SHEET

ENGSC2 SAMPLE NO.

AL155

Lab Name: ITS ENVIRONMENTAL Contract: 98011

Lab Code: INCHVT Case No.: 98011 SAS No.: SDG No.: 68675

Matrix: (soil/water) WATER Lab Sample ID: 354882

Sample wt/vol: 5.000 (g/mL) ML Lab File ID: L354882V

Level: (low/med) LOW Date Received: 03/27/98

% Moisture: not dec. _____ Date Analyzed: 04/01/98

GC Column: DB-624 ID: 0.53 (mm) Dilution Factor: 1.0

Soil Extract Volume:_____(uL) Soil Aliquot Volume: _____(uL)

CAS NO.	COMPOUND	CONCENTRATION UNITS: (ug/L or ug/Kg) UG/L	Q
142-28-9	1,3-Dichloropropane	0.50	U
127-18-4	Tetrachloroethene	0.50	U
123-91-1	1,4-Dioxane	50	U
109-99-9	Tetrahydrofuran	12	J
124-48-1	Dibromochloromethane	0.50	U
106-93-4	1,2-Dibromoethane	0.50	U
108-90-7	Chlorobenzene	0.50	U
630-20-6	1,1,1,2-Tetrachloroethane	0.50	U
100-41-4	Ethylbenzene	0.50	U
1330-20-7	Xylene (total)	0.50	U
100-42-5	Styrene	0.50	U
75-25-2	Bromoform	0.50	U
98-82-8	Isopropylbenzene	0.50	U
79-34-5	1,1,2,2-Tetrachloroethane	0.50	U
96-18-4	1,2,3-Trichloropropane	0.50	U
108-86-1	Bromobenzene	0.50	U
103-65-1	n-Propylbenzene	0.50	U
95-49-8	2-Chlorotoluene	0.50	U
108-67-8	1,3,5-Trimethylbenzene	0.50	U
106-43-4	4-Chlorotoluene	0.50	U
98-06-6	tert-Butylbenzene	0.50	U
95-63-6	1,2,4-Trimethylbenzene	0.50	U
135-98-8	sec-Butylbenzene	0.50	U
99-87-6	p-Isopropyltoluene	0.50	U
541-73-1	1,3-Dichlorobenzene	0.50	U
106-46-7	1,4-Dichlorobenzene	0.50	U
104-51-8	n-Butylbenzene	0.50	U
95-50-1	1,2-Dichlorobenzene	0.50	U
96-12-8	1,2-Dibromo-3-Chloropropane	0.50	U
120-82-1	1,2,4-Trichlorobenzene	0.50	U
87-68-3	Hexachlorobutadiene	0.50	U
91-20-3	Naphthalene	0.50	U
87-61-6	1,2,3-Trichlorobenzene	0.50	U

FORM 1
VOLATILE ORGANICS ANALYSIS DATA SHEET

ENGSC2 SAMPLE NO.

AL138

Lab Name: ITS ENVIRONMENTAL Contract: 98011

Lab Code: INCHVT Case No.: 98011 SAS No.: SDG No.: 68675

Matrix: (soil/water) WATER Lab Sample ID: 354931

Sample wt/vol: 5.000 (g/mL) ML Lab File ID: L354931V

Level: (low/med) LOW Date Received: 03/28/98

% Moisture: not dec. _____ Date Analyzed: 04/01/98

GC Column: DB-624 ID: 0.53 (mm) Dilution Factor: 1.0

Soil Extract Volume:_____(uL) Soil Aliquot Volume: _____(uL)

CAS NO.	COMPOUND	CONCENTRATION UNITS: (ug/L or ug/Kg) UG/L	Q
75-71-8	Dichlorodifluoromethane	0.50	U
74-87-3	Chloromethane	0.50	U
75-01-4	Vinyl Chloride	0.50	U
74-83-9	Bromomethane	0.50	U
75-00-3	Chloroethane	0.50	U
75-69-4	Trichlorofluoromethane	0.50	U
67-64-1	Acetone	5.0	U
75-35-4	1,1-Dichloroethene	0.50	U
156-60-5	trans-1,2-Dichloroethene	0.50	U
75-15-0	Carbon Disulfide	0.50	U
75-09-2	Methylene Chloride	0.50	U
1634-04-4	Methyl-t-Butyl Ether	0.50	U
75-34-3	1,1-Dichloroethane	0.50	U
156-59-2	cis-1,2-Dichloroethene	0.50	U
78-93-3	2-Butanone	5.0	U
590-20-7	2,2-Dichloropropane	0.50	U
67-66-3	Chloroform	0.50	U
74-97-5	Bromochloromethane	0.50	U
71-55-6	1,1,1-Trichloroethane	0.50	U
563-58-6	1,1-Dichloropropene	0.50	U
56-23-5	Carbon Tetrachloride	0.50	U
107-06-2	1,2-Dichloroethane	0.50	U
71-43-2	Benzene	0.50	U
79-01-6	Trichloroethene	0.50	U
78-87-5	1,2-Dichloropropane	0.50	U
75-27-4	Bromodichloromethane	0.50	U
74-95-3	Dibromomethane	0.50	U
108-10-1	4-Methyl-2-Pentanone	5.0	U
10061-01-5	cis-1,3-Dichloropropene	0.50	U
108-88-3	Toluene	0.50	U
10061-02-6	trans-1,3-Dichloropropene	0.50	U
79-00-5	1,1,2-Trichloroethane	0.50	U
591-78-6	2-Hexanone	5.0	U

FORM 1
VOLATILE ORGANICS ANALYSIS DATA SHEET

ENGSC2 SAMPLE NO.

AL138

Lab Name: ITS ENVIRONMENTAL Contract: 98011

Lab Code: INCHVT Case No.: 98011 SAS No.: SDG No.: 68675

Matrix: (soil/water) WATER Lab Sample ID: 354931

Sample wt/vol: 5.000 (g/mL) ML Lab File ID: L354931V

Level: (low/med) LOW Date Received: 03/28/98

% Moisture: not dec. _____ Date Analyzed: 04/01/98

GC Column: DB-624 ID: 0.53 (mm) Dilution Factor: 1.0

Soil Extract Volume:_____(uL) Soil Aliquot Volume: _____(uL)

CAS NO.	COMPOUND	CONCENTRATION UNITS: (ug/L or ug/Kg) UG/L	Q
142-28-9	1,3-Dichloropropane	0.50	U
127-18-4	Tetrachloroethene	0.50	U
123-91-1	1,4-Dioxane	50	U
109-99-9	Tetrahydrofuran	50	U
124-48-1	Dibromochloromethane	0.50	U
106-93-4	1,2-Dibromoethane	0.50	U
108-90-7	Chlorobenzene	0.50	U
630-20-6	1,1,1,2-Tetrachloroethane	0.50	U
100-41-4	Ethylbenzene	0.50	U
1330-20-7	Xylene (total)	0.50	U
100-42-5	Styrene	0.50	U
75-25-2	Bromoform	0.50	U
98-82-8	Isopropylbenzene	0.50	U
79-34-5	1,1,2,2-Tetrachloroethane	0.50	U
96-18-4	1,2,3-Trichloropropane	0.50	U
108-86-1	Bromobenzene	0.50	U
103-65-1	n-Propylbenzene	0.50	U
95-49-8	2-Chlorotoluene	0.50	U
108-67-8	1,3,5-Trimethylbenzene	0.50	U
106-43-4	4-Chlorotoluene	0.50	U
98-06-6	tert-Butylbenzene	0.50	U
95-63-6	1,2,4-Trimethylbenzene	0.50	U
135-98-8	sec-Butylbenzene	0.50	U
99-87-6	p-Isopropyltoluene	0.50	U
541-73-1	1,3-Dichlorobenzene	0.50	U
106-46-7	1,4-Dichlorobenzene	0.50	U
104-51-8	n-Butylbenzene	0.50	U
95-50-1	1,2-Dichlorobenzene	0.50	U
96-12-8	1,2-Dibromo-3-Chloropropane	0.50	U
120-82-1	1,2,4-Trichlorobenzene	0.50	U
87-68-3	Hexachlorobutadiene	0.50	U
91-20-3	Naphthalene	0.50	U
87-61-6	1,2,3-Trichlorobenzene	0.50	U

FORM 1
VOLATILE ORGANICS ANALYSIS DATA SHEET

ENGSC2 SAMPLE NO.

AL162

Lab Name: ITS ENVIRONMENTAL Contract: 98011

Lab Code: INCHVT Case No.: 98011 SAS No.: SDG No.: 68675

Matrix: (soil/water) WATER Lab Sample ID: 354884

Sample wt/vol: 5.000 (g/mL) ML Lab File ID: L354884V

Level: (low/med) LOW Date Received: 03/27/98

% Moisture: not dec. _____ Date Analyzed: 04/01/98

GC Column: DB-624 ID: 0.53 (mm) Dilution Factor: 1.0

Soil Extract Volume:_____(uL) Soil Aliquot Volume: _____(uL)

CAS NO.	COMPOUND	CONCENTRATION UNITS: (ug/L or ug/Kg) UG/L	Q
75-71-8	Dichlorodifluoromethane	0.50	U
74-87-3	Chloromethane	0.50	U
75-01-4	Vinyl Chloride	0.50	U
74-83-9	Bromomethane	0.50	U
75-00-3	Chloroethane	0.50	U
75-69-4	Trichlorofluoromethane	0.50	U
67-64-1	Acetone	5.0	U
75-35-4	1,1-Dichloroethene	0.50	U
156-60-5	trans-1,2-Dichloroethene	0.50	U
75-15-0	Carbon Disulfide	0.50	U
75-09-2	Methylene Chloride	0.50	U
1634-04-4	Methyl-t-Butyl Ether	0.50	U
75-34-3	1,1-Dichloroethane	0.50	U
156-59-2	cis-1,2-Dichloroethene	0.50	U
78-93-3	2-Butanone	5.0	U
590-20-7	2,2-Dichloropropane	0.50	U
67-66-3	Chloroform	0.50	U
74-97-5	Bromochloromethane	0.50	U
71-55-6	1,1,1-Trichloroethane	0.50	U
563-58-6	1,1-Dichloropropene	0.50	U
56-23-5	Carbon Tetrachloride	0.50	U
107-06-2	1,2-Dichloroethane	0.50	U
71-43-2	Benzene	0.50	U
79-01-6	Trichloroethene	0.50	U
78-87-5	1,2-Dichloropropane	0.50	U
75-27-4	Bromodichloromethane	0.50	U
74-95-3	Dibromomethane	0.50	U
108-10-1	4-Methyl-2-Pentanone	5.0	U
10061-01-5	cis-1,3-Dichloropropene	0.50	U
108-88-3	Toluene	0.50	U
10061-02-6	trans-1,3-Dichloropropene	0.50	U
79-00-5	1,1,2-Trichloroethane	0.50	U
591-78-6	2-Hexanone	5.0	U

FORM 1
VOLATILE ORGANICS ANALYSIS DATA SHEET

ENGSC2 SAMPLE NO.

AL162

Lab Name: ITS ENVIRONMENTAL Contract: 98011

Lab Code: INCHVT Case No.: 98011 SAS No.: SDG No.: 68675

Matrix: (soil/water) WATER Lab Sample ID: 354884

Sample wt/vol: 5.000 (g/mL) ML Lab File ID: L354884V

Level: (low/med) LOW Date Received: 03/27/98

% Moisture: not dec. _____ Date Analyzed: 04/01/98

GC Column: DB-624 ID: 0.53 (mm) Dilution Factor: 1.0

Soil Extract Volume: _____ (uL) Soil Aliquot Volume: _____ (uL)

CAS NO.	COMPOUND	CONCENTRATION UNITS: (ug/L or ug/Kg) UG/L	Q
142-28-9	1,3-Dichloropropane	0.50	U
127-18-4	Tetrachloroethene	0.50	U
123-91-1	1,4-Dioxane	50	U
109-99-9	Tetrahydrofuran	50	U
124-48-1	Dibromochloromethane	0.50	U
106-93-4	1,2-Dibromoethane	0.50	U
108-90-7	Chlorobenzene	0.50	U
630-20-6	1,1,1,2-Tetrachloroethane	0.50	U
100-41-4	Ethylbenzene	0.50	U
1330-20-7	Xylene (total)	0.50	U
100-42-5	Styrene	0.50	U
75-25-2	Bromoform	0.50	U
98-82-8	Isopropylbenzene	0.50	U
79-34-5	1,1,2,2-Tetrachloroethane	0.50	U
96-18-4	1,2,3-Trichloropropane	0.50	U
108-86-1	Bromobenzene	0.50	U
103-65-1	n-Propylbenzene	0.50	U
95-49-8	2-Chlorotoluene	0.50	U
108-67-8	1,3,5-Trimethylbenzene	0.50	U
106-43-4	4-Chlorotoluene	0.50	U
98-06-6	tert-Butylbenzene	0.50	U
95-63-6	1,2,4-Trimethylbenzene	0.50	U
135-98-8	sec-Butylbenzene	0.50	U
99-87-6	p-Isopropyltoluene	0.50	U
541-73-1	1,3-Dichlorobenzene	0.50	U
106-46-7	1,4-Dichlorobenzene	0.50	U
104-51-8	n-Butylbenzene	0.50	U
95-50-1	1,2-Dichlorobenzene	0.50	U
96-12-8	1,2-Dibromo-3-Chloropropane	0.50	U
120-82-1	1,2,4-Trichlorobenzene	0.50	U
87-68-3	Hexachlorobutadiene	0.50	U
91-20-3	Naphthalene	0.50	U
87-61-6	1,2,3-Trichlorobenzene	0.50	U

FORM 1
VOLATILE ORGANICS ANALYSIS DATA SHEET

ENGSC2 SAMPLE NO.

AL163

Lab Name: ITS ENVIRONMENTAL Contract: 98011

Lab Code: INCHVT Case No.: 98011 SAS No.: SDG No.: 68675

Matrix: (soil/water) WATER Lab Sample ID: 354923

Sample wt/vol: 5.000 (g/mL) ML Lab File ID: L354923V

Level: (low/med) LOW Date Received: 03/28/98

% Moisture: not dec. _____ Date Analyzed: 04/01/98

GC Column: DB-624 ID: 0.53 (mm) Dilution Factor: 1.0

Soil Extract Volume:_____(uL) Soil Aliquot Volume: _____(uL)

CAS NO.	COMPOUND	CONCENTRATION UNITS: (ug/L or ug/Kg) UG/L	Q
75-71-8	Dichlorodifluoromethane	0.50	U
74-87-3	Chloromethane	0.50	U
75-01-4	Vinyl Chloride	0.50	U
74-83-9	Bromomethane	0.50	U
75-00-3	Chloroethane	0.50	U
75-69-4	Trichlorofluoromethane	0.50	U
67-64-1	Acetone	5.0	U
75-35-4	1,1-Dichloroethene	0.50	U
156-60-5	trans-1,2-Dichloroethene	0.50	U
75-15-0	Carbon Disulfide	0.50	U
75-09-2	Methylene Chloride	0.50	U
1634-04-4	Methyl-t-Butyl Ether	0.50	U
75-34-3	1,1-Dichloroethane	0.50	U
156-59-2	cis-1,2-Dichloroethene	0.50	U
78-93-3	2-Butanone	5.0	U
590-20-7	2,2-Dichloropropane	0.50	U
67-66-3	Chloroform	0.50	U
74-97-5	Bromochloromethane	0.50	U
71-55-6	1,1,1-Trichloroethane	0.50	U
563-58-6	1,1-Dichloropropene	0.50	U
56-23-5	Carbon Tetrachloride	0.50	U
107-06-2	1,2-Dichloroethane	0.50	U
71-43-2	Benzene	0.50	U
79-01-6	Trichloroethene	0.50	U
78-87-5	1,2-Dichloropropane	0.50	U
75-27-4	Bromodichloromethane	0.50	U
74-95-3	Dibromomethane	0.50	U
108-10-1	4-Methyl-2-Pentanone	5.0	U
10061-01-5	cis-1,3-Dichloropropene	0.50	U
108-88-3	Toluene	0.50	U
10061-02-6	trans-1,3-Dichloropropene	0.50	U
79-00-5	1,1,2-Trichloroethane	0.50	U
591-78-6	2-Hexanone	5.0	U

FORM 1
VOLATILE ORGANICS ANALYSIS DATA SHEET

ENGSC2 SAMPLE NO.

AL163

Lab Name: ITS ENVIRONMENTAL Contract: 98011

Lab Code: INCHVT Case No.: 98011 SAS No.: SDG No.: 68675

Matrix: (soil/water) WATER Lab Sample ID: 354923

Sample wt/vol: 5.000 (g/mL) ML Lab File ID: L354923V

Level: (low/med) LOW Date Received: 03/28/98

% Moisture: not dec. _____ Date Analyzed: 04/01/98

GC Column: DB-624 ID: 0.53 (mm) Dilution Factor: 1.0

Soil Extract Volume:_____(uL) Soil Aliquot Volume: _____(uL)

CAS NO.	COMPOUND	CONCENTRATION UNITS: (ug/L or ug/Kg) UG/L	Q
142-28-9	1,3-Dichloropropane	0.50	U
127-18-4	Tetrachloroethene	0.50	U
123-91-1	1,4-Dioxane	50	U
109-99-9	Tetrahydrofuran	50	U
124-48-1	Dibromochloromethane	0.50	U
106-93-4	1,2-Dibromoethane	0.50	U
108-90-7	Chlorobenzene	0.50	U
630-20-6	1,1,1,2-Tetrachloroethane	0.50	U
100-41-4	Ethylbenzene	0.50	U
1330-20-7	Xylene (total)	0.50	U
100-42-5	Styrene	0.50	U
75-25-2	Bromoform	0.50	U
98-82-8	Isopropylbenzene	0.50	U
79-34-5	1,1,2,2-Tetrachloroethane	0.50	U
96-18-4	1,2,3-Trichloropropane	0.50	U
108-86-1	Bromobenzene	0.50	U
103-65-1	n-Propylbenzene	0.50	U
95-49-8	2-Chlorotoluene	0.50	U
108-67-8	1,3,5-Trimethylbenzene	0.50	U
106-43-4	4-Chlorotoluene	0.50	U
98-06-6	tert-Butylbenzene	0.50	U
95-63-6	1,2,4-Trimethylbenzene	0.50	U
135-98-8	sec-Butylbenzene	0.50	U
99-87-6	p-Isopropyltoluene	0.50	U
541-73-1	1,3-Dichlorobenzene	0.50	U
106-46-7	1,4-Dichlorobenzene	0.50	U
104-51-8	n-Butylbenzene	0.50	U
95-50-1	1,2-Dichlorobenzene	0.50	U
96-12-8	1,2-Dibromo-3-Chloropropane	0.50	U
120-82-1	1,2,4-Trichlorobenzene	0.50	U
87-68-3	Hexachlorobutadiene	0.50	U
91-20-3	Naphthalene	0.50	U
87-61-6	1,2,3-Trichlorobenzene	0.50	U

FORM 1
VOLATILE ORGANICS ANALYSIS DATA SHEET

ENGSC2 SAMPLE NO.

AL164

Lab Name: ITS ENVIRONMENTAL Contract: 98011

Lab Code: INCHVT Case No.: 98011 SAS No.: SDG No.: 68675

Matrix: (soil/water) WATER Lab Sample ID: 354978

Sample wt/vol: 5.000 (g/mL) ML Lab File ID: L354978I2V

Level: (low/med) LOW Date Received: 03/31/98

% Moisture: not dec. _____ Date Analyzed: 04/06/98

GC Column: DB-624 ID: 0.53 (mm) Dilution Factor: 1.0

Soil Extract Volume:_____(uL) Soil Aliquot Volume: _____(uL)

CAS NO.	COMPOUND	CONCENTRATION UNITS: (ug/L or ug/Kg) UG/L	Q
75-71-8	Dichlorodifluoromethane	0.50	U
74-87-3	Chloromethane	0.50	U
75-01-4	Vinyl Chloride	0.50	U
74-83-9	Bromomethane	0.50	U
75-00-3	Chloroethane	0.50	U
75-69-4	Trichlorofluoromethane	0.50	U
67-64-1	Acetone	5.0	U
75-35-4	1,1-Dichloroethene	0.50	U
156-60-5	trans-1,2-Dichloroethene	0.50	U
75-15-0	Carbon Disulfide	0.50	U
75-09-2	Methylene Chloride	0.50	U
1634-04-4	Methyl-t-Butyl Ether	0.50	U
75-34-3	1,1-Dichloroethane	0.50	U
156-59-2	cis-1,2-Dichloroethene	0.50	U
78-93-3	2-Butanone	5.0	U
590-20-7	2,2-Dichloropropane	0.50	U
67-66-3	Chloroform	0.50	U
74-97-5	Bromochloromethane	0.50	U
71-55-6	1,1,1-Trichloroethane	0.50	U
563-58-6	1,1-Dichloropropene	0.50	U
56-23-5	Carbon Tetrachloride	0.50	U
107-06-2	1,2-Dichloroethane	0.50	U
71-43-2	Benzene	0.50	U
79-01-6	Trichloroethene	0.50	U
78-87-5	1,2-Dichloropropane	0.50	U
75-27-4	Bromodichloromethane	0.50	U
74-95-3	Dibromomethane	0.50	U
108-10-1	4-Methyl-2-Pentanone	5.0	U
10061-01-5	cis-1,3-Dichloropropene	0.50	U
108-88-3	Toluene	1.3	
10061-02-6	trans-1,3-Dichloropropene	0.50	U
79-00-5	1,1,2-Trichloroethane	0.50	U
591-78-6	2-Hexanone	5.0	U

FORM 1
VOLATILE ORGANICS ANALYSIS DATA SHEET

ENGSC2 SAMPLE NO.

AL164

Lab Name: ITS ENVIRONMENTAL Contract: 98011

Lab Code: INCHVT Case No.: 98011 SAS No.: SDG No.: 68675

Matrix: (soil/water) WATER Lab Sample ID: 354978

Sample wt/vol: 5.000 (g/mL) ML Lab File ID: L354978I2V

Level: (low/med) LOW Date Received: 03/31/98

% Moisture: not dec. _____ Date Analyzed: 04/06/98

GC Column: DB-624 ID: 0.53 (mm) Dilution Factor: 1.0

Soil Extract Volume: _____ (uL) Soil Aliquot Volume: _____ (uL)

CAS NO.	COMPOUND	CONCENTRATION UNITS: (ug/L or ug/Kg) UG/L	Q
142-28-9	1,3-Dichloropropane	0.50	U
127-18-4	Tetrachloroethene	0.50	U
123-91-1	1,4-Dioxane	50	UJ
109-99-9	Tetrahydrofuran	50	U
124-48-1	Dibromochloromethane	0.50	U
106-93-4	1,2-Dibromoethane	0.50	U
108-90-7	Chlorobenzene	0.50	U
630-20-6	1,1,1,2-Tetrachloroethane	0.50	U
100-41-4	Ethylbenzene	0.50	U
1330-20-7	Xylene (total)	0.50	U
100-42-5	Styrene	0.50	U
75-25-2	Bromoform	0.50	U
98-82-8	Isopropylbenzene	0.50	U
79-34-5	1,1,2,2-Tetrachloroethane	0.50	U
96-18-4	1,2,3-Trichloropropane	0.50	U
108-86-1	Bromobenzene	0.50	U
103-65-1	n-Propylbenzene	0.50	U
95-49-8	2-Chlorotoluene	0.50	U
108-67-8	1,3,5-Trimethylbenzene	0.50	U
106-43-4	4-Chlorotoluene	0.50	U
98-06-6	tert-Butylbenzene	0.50	U
95-63-6	1,2,4-Trimethylbenzene	0.50	U
135-98-8	sec-Butylbenzene	0.50	U
99-87-6	p-Isopropyltoluene	0.50	U
541-73-1	1,3-Dichlorobenzene	0.50	U
106-46-7	1,4-Dichlorobenzene	0.50	U
104-51-8	n-Butylbenzene	0.50	U
95-50-1	1,2-Dichlorobenzene	0.50	U
96-12-8	1,2-Dibromo-3-Chloropropane	0.50	U
120-82-1	1,2,4-Trichlorobenzene	0.50	U
87-68-3	Hexachlorobutadiene	0.50	U
91-20-3	Naphthalene	0.50	U
87-61-6	1,2,3-Trichlorobenzene	0.50	U

FORM 1
VOLATILE ORGANICS ANALYSIS DATA SHEET

ITSDAL SAMPLE NO.

VBLKF1

Lab Name: ITS ENVIRONMENTAL Contract: 98011

Lab Code: INCHVT Case No.: 98011 SAS No.: SDG No.: 68675

Matrix: (soil/water) WATER Lab Sample ID: VBLKF1

Sample wt/vol: 5.000 (g/mL) ML Lab File ID: LLOB001BV

Level: (low/med) LOW Date Received: _____

% Moisture: not dec. _____ Date Analyzed: 03/25/98

GC Column: DB-624 ID: 0.53 (mm) Dilution Factor: 1.0

Soil Extract Volume:_____(uL) Soil Aliquot Volume: _____(uL)

CAS NO.	COMPOUND	CONCENTRATION UNITS: (ug/L or ug/Kg) UG/L	Q
75-71-8	Dichlorodifluoromethane	0.50	U
74-87-3	Chloromethane	0.50	U
75-01-4	Vinyl Chloride	0.50	U
74-83-9	Bromomethane	0.50	U
75-00-3	Chloroethane	0.50	U
75-69-4	Trichlorofluoromethane	0.50	U
67-64-1	Acetone	5.0	U
75-35-4	1,1-Dichloroethene	0.50	U
156-60-5	trans-1,2-Dichloroethene	0.50	U
75-15-0	Carbon Disulfide	0.50	U
75-09-2	Methylene Chloride	0.50	U
1634-04-4	Methyl-t-Butyl Ether	0.50	U
75-34-3	1,1-Dichloroethane	0.50	U
156-59-2	cis-1,2-Dichloroethene	0.50	U
78-93-3	2-Butanone	5.0	U
590-20-7	2,2-Dichloropropane	0.50	U
67-66-3	Chloroform	0.50	U
74-97-5	Bromochloromethane	0.50	U
71-55-6	1,1,1-Trichloroethane	0.50	U
563-58-6	1,1-Dichloropropene	0.50	U
56-23-5	Carbon Tetrachloride	0.50	U
107-06-2	1,2-Dichloroethane	0.50	U
71-43-2	Benzene	0.50	U
79-01-6	Trichloroethene	0.50	U
78-87-5	1,2-Dichloropropane	0.50	U
75-27-4	Bromodichloromethane	0.50	U
74-95-3	Dibromomethane	0.50	U
108-10-1	4-Methyl-2-Pentanone	5.0	U
10061-01-5	cis-1,3-Dichloropropene	0.50	U
108-88-3	Toluene	0.50	U
10061-02-6	trans-1,3-Dichloropropene	0.50	U
79-00-5	1,1,2-Trichloroethane	0.50	U
591-78-6	2-Hexanone	5.0	U

FORM 1
VOLATILE ORGANICS ANALYSIS DATA SHEET

ITSDAL SAMPLE NO.

VBLKF1

Lab Name: ITS ENVIRONMENTAL Contract: 98011

Lab Code: INCHVT Case No.: 98011 SAS No.: SDG No.: 68675

Matrix: (soil/water) WATER Lab Sample ID: VBLKF1

Sample wt/vol: 5.000 (g/mL) ML Lab File ID: LLOB001BV

Level: (low/med) LOW Date Received: _____

% Moisture: not dec. _____ Date Analyzed: 03/25/98

GC Column: DB-624 ID: 0.53 (mm) Dilution Factor: 1.0

Soil Extract Volume:_____(uL) Soil Aliquot Volume: _____(uL)

CAS NO.	COMPOUND	CONCENTRATION UNITS: (ug/L or ug/Kg) UG/L	Q
142-28-9	1,3-Dichloropropane	0.50	U
127-18-4	Tetrachloroethene	0.50	U
123-91-1	1,4-Dioxane	50	U
109-99-9	Tetrahydrofuran	50	U
124-48-1	Dibromochloromethane	0.50	U
106-93-4	1,2-Dibromoethane	0.50	U
108-90-7	Chlorobenzene	0.50	U
630-20-6	1,1,1,2-Tetrachloroethane	0.50	U
100-41-4	Ethylbenzene	0.50	U
1330-20-7	Xylene (total)	0.50	U
100-42-5	Styrene	0.50	U
75-25-2	Bromoform	0.50	U
98-82-8	Isopropylbenzene	0.50	U
79-34-5	1,1,2,2-Tetrachloroethane	0.50	U
96-18-4	1,2,3-Trichloropropane	0.50	U
108-86-1	Bromobenzene	0.50	U
103-65-1	n-Propylbenzene	0.50	U
95-49-8	2-Chlorotoluene	0.50	U
108-67-8	1,3,5-Trimethylbenzene	0.50	U
106-43-4	4-Chlorotoluene	0.50	U
98-06-6	tert-Butylbenzene	0.50	U
95-63-6	1,2,4-Trimethylbenzene	0.50	U
135-98-8	sec-Butylbenzene	0.50	U
99-87-6	p-Isopropyltoluene	0.50	U
541-73-1	1,3-Dichlorobenzene	0.50	U
106-46-7	1,4-Dichlorobenzene	0.50	U
104-51-8	n-Butylbenzene	0.50	U
95-50-1	1,2-Dichlorobenzene	0.50	U
96-12-8	1,2-Dibromo-3-Chloropropane	0.50	U
120-82-1	1,2,4-Trichlorobenzene	0.50	U
87-68-3	Hexachlorobutadiene	0.50	U
91-20-3	Naphthalene	0.50	U
87-61-6	1,2,3-Trichlorobenzene	0.50	U

FORM 1
VOLATILE ORGANICS ANALYSIS DATA SHEET

CLIENT SAMPLE NO.

VBLKH5

Lab Name: ITS ENVIRONMENTAL Contract: 98011

Lab Code: INCHVT Case No.: 98011 SAS No.: SDG No.: 68675

Matrix: (soil/water) WATER Lab Sample ID: VBLKH5

Sample wt/vol: 5.000 (g/mL) ML Lab File ID: LLOB001CV

Level: (low/med) LOW Date Received: _____

% Moisture: not dec. _____ Date Analyzed: 03/31/98

GC Column: DB-624 ID: 0.53 (mm) Dilution Factor: 1.0

Soil Extract Volume: _____ (uL) Soil Aliquot Volume: _____ (uL)

CAS NO.	COMPOUND	CONCENTRATION UNITS: (ug/L or ug/Kg) UG/L	Q
75-71-8	Dichlorodifluoromethane	0.50	U
74-87-3	Chloromethane	0.50	U
75-01-4	Vinyl Chloride	0.50	U
74-83-9	Bromomethane	0.50	U
75-00-3	Chloroethane	0.50	U
75-69-4	Trichlorofluoromethane	0.50	U
67-64-1	Acetone	5.0	U
75-35-4	1,1-Dichloroethene	0.50	U
156-60-5	trans-1,2-Dichloroethene	0.50	U
75-15-0	Carbon Disulfide	0.50	U
75-09-2	Methylene Chloride	0.50	U
1634-04-4	Methyl-t-Butyl Ether	0.50	U
75-34-3	1,1-Dichloroethane	0.50	U
156-59-2	cis-1,2-Dichloroethene	0.50	U
78-93-3	2-Butanone	5.0	U
590-20-7	2,2-Dichloropropane	0.50	U
67-66-3	Chloroform	0.50	U
74-97-5	Bromochloromethane	0.50	U
71-55-6	1,1,1-Trichloroethane	0.50	U
563-58-6	1,1-Dichloropropene	0.50	U
56-23-5	Carbon Tetrachloride	0.50	U
107-06-2	1,2-Dichloroethane	0.50	U
71-43-2	Benzene	0.50	U
79-01-6	Trichloroethene	0.50	U
78-87-5	1,2-Dichloropropane	0.50	U
75-27-4	Bromodichloromethane	0.50	U
74-95-3	Dibromomethane	0.50	U
108-10-1	4-Methyl-2-Pentanone	5.0	U
10061-01-5	cis-1,3-Dichloropropene	0.50	U
108-88-3	Toluene	0.50	U
10061-02-6	trans-1,3-Dichloropropene	0.50	U
79-00-5	1,1,2-Trichloroethane	0.50	U
591-78-6	2-Hexanone	5.0	U

FORM 1
VOLATILE ORGANICS ANALYSIS DATA SHEET

CLIENT SAMPLE NO.

VBLKH5

Lab Name: ITS ENVIRONMENTAL Contract: 98011

Lab Code: INCHVT Case No.: 98011 SAS No.: SDG No.: 68675

Matrix: (soil/water) WATER Lab Sample ID: VBLKH5

Sample wt/vol: 5.000 (g/mL) ML Lab File ID: LLOB001CV

Level: (low/med) LOW Date Received: _____

% Moisture: not dec. _____ Date Analyzed: 03/31/98

GC Column: DB-624 ID: 0.53 (mm) Dilution Factor: 1.0

Soil Extract Volume:_____(uL) Soil Aliquot Volume: _____(uL)

CAS NO.	COMPOUND	CONCENTRATION UNITS: (ug/L or ug/Kg) UG/L	Q
142-28-9	1,3-Dichloropropane	0.50	U
127-18-4	Tetrachloroethene	0.50	U
123-91-1	1,4-Dioxane	50	U
109-99-9	Tetrahydrofuran	50	U
124-48-1	Dibromochloromethane	0.50	U
106-93-4	1,2-Dibromoethane	0.50	U
108-90-7	Chlorobenzene	0.50	U
630-20-6	1,1,1,2-Tetrachloroethane	0.50	U
100-41-4	Ethylbenzene	0.50	U
1330-20-7	Xylene (total)	0.50	U
100-42-5	Styrene	0.50	U
75-25-2	Bromoform	0.50	U
98-82-8	Isopropylbenzene	0.50	U
79-34-5	1,1,2,2-Tetrachloroethane	0.50	U
96-18-4	1,2,3-Trichloropropane	0.50	U
108-86-1	Bromobenzene	0.50	U
103-65-1	n-Propylbenzene	0.50	U
95-49-8	2-Chlorotoluene	0.50	U
108-67-8	1,3,5-Trimethylbenzene	0.50	U
106-43-4	4-Chlorotoluene	0.50	U
98-06-6	tert-Butylbenzene	0.50	U
95-63-6	1,2,4-Trimethylbenzene	0.50	U
135-98-8	sec-Butylbenzene	0.50	U
99-87-6	p-Isopropyltoluene	0.50	U
541-73-1	1,3-Dichlorobenzene	0.50	U
106-46-7	1,4-Dichlorobenzene	0.50	U
104-51-8	n-Butylbenzene	0.50	U
95-50-1	1,2-Dichlorobenzene	0.50	U
96-12-8	1,2-Dibromo-3-Chloropropane	0.50	U
120-82-1	1,2,4-Trichlorobenzene	0.50	U
87-68-3	Hexachlorobutadiene	0.50	U
91-20-3	Naphthalene	0.50	U
87-61-6	1,2,3-Trichlorobenzene	0.50	U

FORM 1
VOLATILE ORGANICS ANALYSIS DATA SHEET

CLIENT SAMPLE NO.

VBLKI8

Lab Name: ITS ENVIRONMENTAL Contract: 98011

Lab Code: INCHVT Case No.: 98011 SAS No.: SDG No.: 68675

Matrix: (soil/water) WATER Lab Sample ID: VBLKI8

Sample wt/vol: 5.000 (g/mL) ML Lab File ID: LLOB002DV

Level: (low/med) LOW Date Received: _____

% Moisture: not dec. _____ Date Analyzed: 04/06/98

GC Column: DB-624 ID: 0.53 (mm) Dilution Factor: 1.0

Soil Extract Volume:_____(uL) Soil Aliquot Volume: _____(uL)

CAS NO.	COMPOUND	CONCENTRATION UNITS: (ug/L or ug/Kg) UG/L	Q
75-71-8	Dichlorodifluoromethane	0.50	U
74-87-3	Chloromethane	0.50	U
75-01-4	Vinyl Chloride	0.50	U
74-83-9	Bromomethane	0.50	U
75-00-3	Chloroethane	0.50	U
75-69-4	Trichlorofluoromethane	0.50	U
67-64-1	Acetone	5.0	U
75-35-4	1,1-Dichloroethene	0.50	U
156-60-5	trans-1,2-Dichloroethene	0.50	U
75-15-0	Carbon Disulfide	0.50	U
75-09-2	Methylene Chloride	0.50	U
1634-04-4	Methyl-t-Butyl Ether	0.50	U
75-34-3	1,1-Dichloroethane	0.50	U
156-59-2	cis-1,2-Dichloroethene	0.50	U
78-93-3	2-Butanone	5.0	U
590-20-7	2,2-Dichloropropane	0.50	U
67-66-3	Chloroform	0.50	U
74-97-5	Bromochloromethane	0.50	U
71-55-6	1,1,1-Trichloroethane	0.50	U
563-58-6	1,1-Dichloropropene	0.50	U
56-23-5	Carbon Tetrachloride	0.50	U
107-06-2	1,2-Dichloroethane	0.50	U
71-43-2	Benzene	0.50	U
79-01-6	Trichloroethene	0.50	U
78-87-5	1,2-Dichloropropane	0.50	U
75-27-4	Bromodichloromethane	0.50	U
74-95-3	Dibromomethane	0.50	U
108-10-1	4-Methyl-2-Pentanone	5.0	U
10061-01-5	cis-1,3-Dichloropropene	0.50	U
108-88-3	Toluene	0.50	U
10061-02-6	trans-1,3-Dichloropropene	0.50	U
79-00-5	1,1,2-Trichloroethane	0.50	U
591-78-6	2-Hexanone	5.0	U

FORM 1
VOLATILE ORGANICS ANALYSIS DATA SHEET

CLIENT SAMPLE NO.

VBLKI8

Lab Name: ITS ENVIRONMENTAL Contract: 98011

Lab Code: INCHVT Case No.: 98011 SAS No.: SDG No.: 68675

Matrix: (soil/water) WATER Lab Sample ID: VBLKI8

Sample wt/vol: 5.000 (g/mL) ML Lab File ID: LLOB002DV

Level: (low/med) LOW Date Received: _____

% Moisture: not dec. _____ Date Analyzed: 04/06/98

GC Column: DB-624 ID: 0.53 (mm) Dilution Factor: 1.0

Soil Extract Volume: _____ (uL) Soil Aliquot Volume: _____ (uL)

CAS NO.	COMPOUND	CONCENTRATION UNITS: (ug/L or ug/Kg) UG/L	Q
142-28-9	1,3-Dichloropropane	0.50	U
127-18-4	Tetrachloroethene	0.50	U
123-91-1	1,4-Dioxane	50	U
109-99-9	Tetrahydrofuran	50	U
124-48-1	Dibromochloromethane	0.50	U
106-93-4	1,2-Dibromoethane	0.50	U
108-90-7	Chlorobenzene	0.50	U
630-20-6	1,1,1,2-Tetrachloroethane	0.50	U
100-41-4	Ethylbenzene	0.50	U
1330-20-7	Xylene (total)	0.50	U
100-42-5	Styrene	0.50	U
75-25-2	Bromoform	0.50	U
98-82-8	Isopropylbenzene	0.50	U
79-34-5	1,1,2,2-Tetrachloroethane	0.50	U
96-18-4	1,2,3-Trichloropropane	0.50	U
108-86-1	Bromobenzene	0.50	U
103-65-1	n-Propylbenzene	0.50	U
95-49-8	2-Chlorotoluene	0.50	U
108-67-8	1,3,5-Trimethylbenzene	0.50	U
106-43-4	4-Chlorotoluene	0.50	U
98-06-6	tert-Butylbenzene	0.50	U
95-63-6	1,2,4-Trimethylbenzene	0.50	U
135-98-8	sec-Butylbenzene	0.50	U
99-87-6	p-Isopropyltoluene	0.50	U
541-73-1	1,3-Dichlorobenzene	0.50	U
106-46-7	1,4-Dichlorobenzene	0.50	U
104-51-8	n-Butylbenzene	0.50	U
95-50-1	1,2-Dichlorobenzene	0.50	U
96-12-8	1,2-Dibromo-3-Chloropropane	0.50	U
120-82-1	1,2,4-Trichlorobenzene	0.50	U
87-68-3	Hexachlorobutadiene	0.50	U
91-20-3	Naphthalene	0.50	U
87-61-6	1,2,3-Trichlorobenzene	0.50	U

FORM 1
VOLATILE ORGANICS ANALYSIS DATA SHEET

ENGSC2 SAMPLE NO.

AL141MS

Lab Name: ITS ENVIRONMENTAL Contract: 98011

Lab Code: INCHVT Case No.: 98011 SAS No.: SDG No.: 68675

Matrix: (soil/water) WATER Lab Sample ID: 354928MS

Sample wt/vol: 5.000 (g/mL) ML Lab File ID: L354928MSV

Level: (low/med) LOW Date Received: 03/28/98

% Moisture: not dec. _____ Date Analyzed: 04/01/98

GC Column: DB-624 ID: 0.53 (mm) Dilution Factor: 1.0

Soil Extract Volume:_____(uL) Soil Aliquot Volume: _____(uL)

CAS NO.	COMPOUND	CONCENTRATION UNITS: (ug/L or ug/Kg) UG/L	Q
75-71-8	Dichlorodifluoromethane	8.3	
74-87-3	Chloromethane	9.4	
75-01-4	Vinyl Chloride	9.1	
74-83-9	Bromomethane	9.1	
75-00-3	Chloroethane	12	
75-69-4	Trichlorofluoromethane	9.6	
67-64-1	Acetone	27	
75-35-4	1,1-Dichloroethene	9.6	
156-60-5	trans-1,2-Dichloroethene	9.5	
75-15-0	Carbon Disulfide	8.2	
75-09-2	Methylene Chloride	9.8	
1634-04-4	Methyl-t-Butyl Ether	9.6	
75-34-3	1,1-Dichloroethane	9.5	
156-59-2	cis-1,2-Dichloroethene	9.6	
78-93-3	2-Butanone	26	
590-20-7	2,2-Dichloropropane	8.5	
67-66-3	Chloroform	10	
74-97-5	Bromochloromethane	9.8	
71-55-6	1,1,1-Trichloroethane	9.6	
563-58-6	1,1-Dichloropropene	9.4	
56-23-5	Carbon Tetrachloride	9.4	
107-06-2	1,2-Dichloroethane	9.7	
71-43-2	Benzene	9.9	
79-01-6	Trichloroethene	9.6	
78-87-5	1,2-Dichloropropane	9.6	
75-27-4	Bromodichloromethane	9.6	
74-95-3	Dibromomethane	10	
108-10-1	4-Methyl-2-Pentanone	28	
10061-01-5	cis-1,3-Dichloropropene	8.9	
108-88-3	Toluene	9.8	
10061-02-6	trans-1,3-Dichloropropene	9.0	
79-00-5	1,1,2-Trichloroethane	10	
591-78-6	2-Hexanone	24	

FORM 1
VOLATILE ORGANICS ANALYSIS DATA SHEET

ENGSC2 SAMPLE NO.

AL141MS

Lab Name: ITS ENVIRONMENTAL Contract: 98011

Lab Code: INCHVT Case No.: 98011 SAS No.: SDG No.: 68675

Matrix: (soil/water) WATER Lab Sample ID: 354928MS

Sample wt/vol: 5.000 (g/mL) ML Lab File ID: L354928MSV

Level: (low/med) LOW Date Received: 03/28/98

% Moisture: not dec. _____ Date Analyzed: 04/01/98

GC Column: DB-624 ID: 0.53 (mm) Dilution Factor: 1.0

Soil Extract Volume:_____(uL) Soil Aliquot Volume: _____(uL)

CAS NO.	COMPOUND	CONCENTRATION UNITS: (ug/L or ug/Kg) UG/L	Q
142-28-9	1,3-Dichloropropane	9.6	
127-18-4	Tetrachloroethene	9.7	
123-91-1	1,4-Dioxane	230	
109-99-9	Tetrahydrofuran	240	
124-48-1	Dibromochloromethane	9.5	
106-93-4	1,2-Dibromoethane	10	
108-90-7	Chlorobenzene	9.8	
630-20-6	1,1,1,2-Tetrachloroethane	10	
100-41-4	Ethylbenzene	9.7	
1330-20-7	Xylene (total)	29	
100-42-5	Styrene	8.5	
75-25-2	Bromoform	9.0	
98-82-8	Isopropylbenzene	9.9	
79-34-5	1,1,2,2-Tetrachloroethane	10	
96-18-4	1,2,3-Trichloropropane	10	
108-86-1	Bromobenzene	10	
103-65-1	n-Propylbenzene	9.8	
95-49-8	2-Chlorotoluene	10	
108-67-8	1,3,5-Trimethylbenzene	9.5	
106-43-4	4-Chlorotoluene	9.9	
98-06-6	tert-Butylbenzene	9.9	
95-63-6	1,2,4-Trimethylbenzene	9.3	
135-98-8	sec-Butylbenzene	9.6	
99-87-6	p-Isopropyltoluene	9.8	
541-73-1	1,3-Dichlorobenzene	9.7	
106-46-7	1,4-Dichlorobenzene	10	
104-51-8	n-Butylbenzene	9.6	
95-50-1	1,2-Dichlorobenzene	10	
96-12-8	1,2-Dibromo-3-Chloropropane	9.9	
120-82-1	1,2,4-Trichlorobenzene	9.8	
87-68-3	Hexachlorobutadiene	9.9	
91-20-3	Naphthalene	10	
87-61-6	1,2,3-Trichlorobenzene	10	

FORM 1
VOLATILE ORGANICS ANALYSIS DATA SHEET

ENGSC2 SAMPLE NO.

AL141MSD

Lab Name: ITS ENVIRONMENTAL Contract: 98011

Lab Code: INCHVT Case No.: 98011 SAS No.: SDG No.: 68675

Matrix: (soil/water) WATER Lab Sample ID: 354928MD

Sample wt/vol: 5.000 (g/mL) ML Lab File ID: L354928MDV

Level: (low/med) LOW Date Received: 03/28/98

% Moisture: not dec. _____ Date Analyzed: 04/01/98

GC Column: DB-624 ID: 0.53 (mm) Dilution Factor: 1.0

Soil Extract Volume:_____(uL) Soil Aliquot Volume: _____(uL)

CAS NO.	COMPOUND	CONCENTRATION UNITS: (ug/L or ug/Kg) UG/L	Q
75-71-8	Dichlorodifluoromethane	8.8	
74-87-3	Chloromethane	9.7	
75-01-4	Vinyl Chloride	9.8	
74-83-9	Bromomethane	10	
75-00-3	Chloroethane	12	
75-69-4	Trichlorofluoromethane	9.9	
67-64-1	Acetone	28	
75-35-4	1,1-Dichloroethene	9.9	
156-60-5	trans-1,2-Dichloroethene	9.8	
75-15-0	Carbon Disulfide	8.7	
75-09-2	Methylene Chloride	10	
1634-04-4	Methyl-t-Butyl Ether	10	
75-34-3	1,1-Dichloroethane	9.7	
156-59-2	cis-1,2-Dichloroethene	9.8	
78-93-3	2-Butanone	29	
590-20-7	2,2-Dichloropropane	8.3	
67-66-3	Chloroform	10	
74-97-5	Bromochloromethane	9.9	
71-55-6	1,1,1-Trichloroethane	9.7	
563-58-6	1,1-Dichloropropene	9.5	
56-23-5	Carbon Tetrachloride	9.6	
107-06-2	1,2-Dichloroethane	9.8	
71-43-2	Benzene	10	
79-01-6	Trichloroethene	9.8	
78-87-5	1,2-Dichloropropane	9.8	
75-27-4	Bromodichloromethane	9.7	
74-95-3	Dibromomethane	10	
108-10-1	4-Methyl-2-Pentanone	26	
10061-01-5	cis-1,3-Dichloropropene	9.3	
108-88-3	Toluene	9.9	
10061-02-6	trans-1,3-Dichloropropene	9.3	
79-00-5	1,1,2-Trichloroethane	10	
591-78-6	2-Hexanone	26	

FORM 1
VOLATILE ORGANICS ANALYSIS DATA SHEET

ENGSC2 SAMPLE NO.

AL141MSD

Lab Name: ITS ENVIRONMENTAL Contract: 98011

Lab Code: INCHVT Case No.: 98011 SAS No.: SDG No.: 68675

Matrix: (soil/water) WATER Lab Sample ID: 354928MD

Sample wt/vol: 5.000 (g/mL) ML Lab File ID: L354928MDV

Level: (low/med) LOW Date Received: 03/28/98

% Moisture: not dec. _____ Date Analyzed: 04/01/98

GC Column: DB-624 ID: 0.53 (mm) Dilution Factor: 1.0

Soil Extract Volume:_____(uL) Soil Aliquot Volume: _____(uL)

CAS NO.	COMPOUND	CONCENTRATION UNITS: (ug/L or ug/Kg) UG/L	Q
142-28-9	1,3-Dichloropropane	9.9	
127-18-4	Tetrachloroethene	9.9	
123-91-1	1,4-Dioxane	260	
109-99-9	Tetrahydrofuran	240	
124-48-1	Dibromochloromethane	9.8	
106-93-4	1,2-Dibromoethane	9.9	
108-90-7	Chlorobenzene	10	
630-20-6	1,1,1,2-Tetrachloroethane	10	
100-41-4	Ethylbenzene	10	
1330-20-7	Xylene (total)	30	
100-42-5	Styrene	8.6	
75-25-2	Bromoform	9.2	
98-82-8	Isopropylbenzene	10	
79-34-5	1,1,2,2-Tetrachloroethane	11	
96-18-4	1,2,3-Trichloropropane	11	
108-86-1	Bromobenzene	10	
103-65-1	n-Propylbenzene	10	
95-49-8	2-Chlorotoluene	10	
108-67-8	1,3,5-Trimethylbenzene	9.8	
106-43-4	4-Chlorotoluene	10	
98-06-6	tert-Butylbenzene	10	
95-63-6	1,2,4-Trimethylbenzene	9.7	
135-98-8	sec-Butylbenzene	10	
99-87-6	p-Isopropyltoluene	10	
541-73-1	1,3-Dichlorobenzene	9.7	
106-46-7	1,4-Dichlorobenzene	11	
104-51-8	n-Butylbenzene	10	
95-50-1	1,2-Dichlorobenzene	11	
96-12-8	1,2-Dibromo-3-Chloropropane	11	
120-82-1	1,2,4-Trichlorobenzene	10	
87-68-3	Hexachlorobutadiene	10	
91-20-3	Naphthalene	11	
87-61-6	1,2,3-Trichlorobenzene	10	

FORM 1
VOLATILE ORGANICS ANALYSIS DATA SHEET

CLIENT SAMPLE NO.

MBS

Lab Name: ITS ENVIRONMENTAL Contract: 98011

Lab Code: INCHVT Case No.: 98011 SAS No.: SDG No.: 68675

Matrix: (soil/water) WATER Lab Sample ID: 354935

Sample wt/vol: 5.000 (g/mL) ML Lab File ID: LLO001CQV

Level: (low/med) LOW Date Received: _____

% Moisture: not dec. _____ Date Analyzed: 03/31/98

GC Column: DB-624 ID: 0.53 (mm) Dilution Factor: 1.0

Soil Extract Volume:_____(uL) Soil Aliquot Volume: _____(uL)

CAS NO.	COMPOUND	CONCENTRATION UNITS: (ug/L or ug/Kg) UG/L	Q
75-71-8	Dichlorodifluoromethane	0.90	
74-87-3	Chloromethane	1.0	
75-01-4	Vinyl Chloride	1.0	
74-83-9	Bromomethane	1.4	
75-00-3	Chloroethane	1.5	
75-69-4	Trichlorofluoromethane	0.99	
67-64-1	Acetone	5.6	
75-35-4	1,1-Dichloroethene	1.0	
156-60-5	trans-1,2-Dichloroethene	1.0	
75-15-0	Carbon Disulfide	1.1	
75-09-2	Methylene Chloride	1.1	
1634-04-4	Methyl-t-Butyl Ether	1.1	
75-34-3	1,1-Dichloroethane	1.0	
156-59-2	cis-1,2-Dichloroethene	1.0	
78-93-3	2-Butanone	5.1	
590-20-7	2,2-Dichloropropane	1.1	
67-66-3	Chloroform	1.0	
74-97-5	Bromochloromethane	0.95	
71-55-6	1,1,1-Trichloroethane	0.96	
563-58-6	1,1-Dichloropropene	1.0	
56-23-5	Carbon Tetrachloride	1.0	
107-06-2	1,2-Dichloroethane	0.99	
71-43-2	Benzene	1.0	
79-01-6	Trichloroethene	1.0	
78-87-5	1,2-Dichloropropane	0.99	
75-27-4	Bromodichloromethane	0.98	
74-95-3	Dibromomethane	1.0	
108-10-1	4-Methyl-2-Pentanone	4.9	J
10061-01-5	cis-1,3-Dichloropropene	0.95	
108-88-3	Toluene	1.0	
10061-02-6	trans-1,3-Dichloropropene	0.94	
79-00-5	1,1,2-Trichloroethane	1.0	
591-78-6	2-Hexanone	2.2	J

FORM 1
VOLATILE ORGANICS ANALYSIS DATA SHEET

CLIENT SAMPLE NO.

MBS

Lab Name: ITS ENVIRONMENTAL Contract: 98011

Lab Code: INCHVT Case No.: 98011 SAS No.: SDG No.: 68675

Matrix: (soil/water) WATER Lab Sample ID: 354935

Sample wt/vol: 5.000 (g/mL) ML Lab File ID: LLO001CQV

Level: (low/med) LOW Date Received: _____

% Moisture: not dec. _____ Date Analyzed: 03/31/98

GC Column: DB-624 ID: 0.53 (mm) Dilution Factor: 1.0

Soil Extract Volume: _____ (uL) Soil Aliquot Volume: _____ (uL)

CAS NO.	COMPOUND	CONCENTRATION UNITS: (ug/L or ug/Kg) UG/L	Q
142-28-9	1,3-Dichloropropane	1.0	
127-18-4	Tetrachloroethene	1.0	
123-91-1	1,4-Dioxane	24	J
109-99-9	Tetrahydrofuran	52	
124-48-1	Dibromochloromethane	0.98	
106-93-4	1,2-Dibromoethane	0.97	
108-90-7	Chlorobenzene	1.0	
630-20-6	1,1,1,2-Tetrachloroethane	0.99	
100-41-4	Ethylbenzene	1.0	
1330-20-7	Xylene (total)	3.0	
100-42-5	Styrene	0.91	
75-25-2	Bromoform	0.88	
98-82-8	Isopropylbenzene	1.0	
79-34-5	1,1,2,2-Tetrachloroethane	0.99	
96-18-4	1,2,3-Trichloropropane	0.96	
108-86-1	Bromobenzene	0.95	
103-65-1	n-Propylbenzene	0.90	
95-49-8	2-Chlorotoluene	0.96	
108-67-8	1,3,5-Trimethylbenzene	1.0	
106-43-4	4-Chlorotoluene	0.95	
98-06-6	tert-Butylbenzene	1.0	
95-63-6	1,2,4-Trimethylbenzene	0.92	
135-98-8	sec-Butylbenzene	0.98	
99-87-6	p-Isopropyltoluene	0.99	
541-73-1	1,3-Dichlorobenzene	0.95	
106-46-7	1,4-Dichlorobenzene	1.1	
104-51-8	n-Butylbenzene	1.0	
95-50-1	1,2-Dichlorobenzene	1.1	
96-12-8	1,2-Dibromo-3-Chloropropane	1.3	
120-82-1	1,2,4-Trichlorobenzene	0.96	
87-68-3	Hexachlorobutadiene	1.1	
91-20-3	Naphthalene	1.0	
87-61-6	1,2,3-Trichlorobenzene	1.0	

FORM 1
VOLATILE ORGANICS ANALYSIS DATA SHEET

CLIENT SAMPLE NO.

0.5LLOBLCS

Lab Name: ITS ENVIRONMENTAL Contract: 98011

Lab Code: INCHVT Case No.: 98011 SAS No.: SDG No.: 68675

Matrix: (soil/water) WATER Lab Sample ID: 0.5LLOBLCS

Sample wt/vol: 5.000 (g/mL) ML Lab File ID: LLO0005BV

Level: (low/med) LOW Date Received: _____

% Moisture: not dec. _____ Date Analyzed: 03/26/98

GC Column: DB-624 ID: 0.53 (mm) Dilution Factor: 1.0

Soil Extract Volume:_____(uL) Soil Aliquot Volume: _____(uL)

CAS NO.	COMPOUND	CONCENTRATION UNITS: (ug/L or ug/Kg) UG/L	Q
75-71-8	Dichlorodifluoromethane	0.48	J
74-87-3	Chloromethane	0.48	J
75-01-4	Vinyl Chloride	0.46	J
74-83-9	Bromomethane	0.64	
75-00-3	Chloroethane	0.61	
75-69-4	Trichlorofluoromethane	0.49	J
67-64-1	Acetone	4.6	J
75-35-4	1,1-Dichloroethene	0.49	J
156-60-5	trans-1,2-Dichloroethene	0.51	
75-15-0	Carbon Disulfide	0.49	J
75-09-2	Methylene Chloride	0.53	
1634-04-4	Methyl-t-Butyl Ether	0.54	
75-34-3	1,1-Dichloroethane	0.51	
156-59-2	cis-1,2-Dichloroethene	0.49	J
78-93-3	2-Butanone	4.4	J
590-20-7	2,2-Dichloropropane	0.59	
67-66-3	Chloroform	0.56	
74-97-5	Bromochloromethane	0.50	
71-55-6	1,1,1-Trichloroethane	0.50	
563-58-6	1,1-Dichloropropene	0.49	J
56-23-5	Carbon Tetrachloride	0.49	J
107-06-2	1,2-Dichloroethane	0.51	
71-43-2	Benzene	0.60	
79-01-6	Trichloroethene	0.52	
78-87-5	1,2-Dichloropropane	0.48	J
75-27-4	Bromodichloromethane	0.50	
74-95-3	Dibromomethane	0.50	
108-10-1	4-Methyl-2-Pentanone	4.8	J
10061-01-5	cis-1,3-Dichloropropene	0.45	J
108-88-3	Toluene	0.54	
10061-02-6	trans-1,3-Dichloropropene	0.42	J
79-00-5	1,1,2-Trichloroethane	0.50	
591-78-6	2-Hexanone	3.7	J

FORM 1
VOLATILE ORGANICS ANALYSIS DATA SHEET

CLIENT SAMPLE NO.

0.5LLOBLCS

Lab Name: ITS ENVIRONMENTAL Contract: 98011

Lab Code: INCHVT Case No.: 98011 SAS No.: SDG No.: 68675

Matrix: (soil/water) WATER Lab Sample ID: 0.5LLOBLCS

Sample wt/vol: 5.000 (g/mL) ML Lab File ID: LLO0005BV

Level: (low/med) LOW Date Received: _____

% Moisture: not dec. _____ Date Analyzed: 03/26/98

GC Column: DB-624 ID: 0.53 (mm) Dilution Factor: 1.0

Soil Extract Volume: _____ (uL) Soil Aliquot Volume: _____ (uL)

CAS NO.	COMPOUND	CONCENTRATION UNITS: (ug/L or ug/Kg) UG/L	Q
142-28-9	1,3-Dichloropropane	0.47	J
127-18-4	Tetrachloroethene	0.49	J
123-91-1	1,4-Dioxane	8.8	J
109-99-9	Tetrahydrofuran	52	
124-48-1	Dibromochloromethane	0.47	J
106-93-4	1,2-Dibromoethane	0.47	J
108-90-7	Chlorobenzene	0.51	
630-20-6	1,1,1,2-Tetrachloroethane	0.46	J
100-41-4	Ethylbenzene	0.53	
1330-20-7	Xylene (total)	1.5	
100-42-5	Styrene	0.42	J
75-25-2	Bromoform	0.37	J
98-82-8	Isopropylbenzene	0.48	J
79-34-5	1,1,2,2-Tetrachloroethane	0.49	J
96-18-4	1,2,3-Trichloropropane	0.45	J
108-86-1	Bromobenzene	0.43	J
103-65-1	n-Propylbenzene	0.42	J
95-49-8	2-Chlorotoluene	0.44	J
108-67-8	1,3,5-Trimethylbenzene	0.48	J
106-43-4	4-Chlorotoluene	0.42	J
98-06-6	tert-Butylbenzene	0.48	J
95-63-6	1,2,4-Trimethylbenzene	0.51	
135-98-8	sec-Butylbenzene	0.49	J
99-87-6	p-Isopropyltoluene	0.48	J
541-73-1	1,3-Dichlorobenzene	0.49	J
106-46-7	1,4-Dichlorobenzene	0.53	
104-51-8	n-Butylbenzene	0.54	
95-50-1	1,2-Dichlorobenzene	0.53	
96-12-8	1,2-Dibromo-3-Chloropropane	0.65	
120-82-1	1,2,4-Trichlorobenzene	0.47	J
87-68-3	Hexachlorobutadiene	0.46	J
91-20-3	Naphthalene	0.49	J
87-61-6	1,2,3-Trichlorobenzene	0.47	J

FORM 1
VOLATILE ORGANICS ANALYSIS DATA SHEET

CLIENT SAMPLE NO.

0.5LLOCLCS

Lab Name: ITS ENVIRONMENTAL Contract: 98011

Lab Code: INCHVT Case No.: 98011 SAS No.: SDG No.: 68675

Matrix: (soil/water) WATER Lab Sample ID: 0.5LLOCLCS

Sample wt/vol: 5.000 (g/mL) ML Lab File ID: LLO0005CV

Level: (low/med) LOW Date Received: _____

% Moisture: not dec. _____ Date Analyzed: 03/31/98

GC Column: DB-624 ID: 0.53 (mm) Dilution Factor: 1.0

Soil Extract Volume: _____ (uL) Soil Aliquot Volume: _____ (uL)

CAS NO.	COMPOUND	CONCENTRATION UNITS: (ug/L or ug/Kg) UG/L	Q
75-71-8	Dichlorodifluoromethane	0.46	J
74-87-3	Chloromethane	0.53	
75-01-4	Vinyl Chloride	0.47	J
74-83-9	Bromomethane	0.53	
75-00-3	Chloroethane	0.67	
75-69-4	Trichlorofluoromethane	0.47	J
67-64-1	Acetone	5.2	
75-35-4	1,1-Dichloroethene	0.49	J
156-60-5	trans-1,2-Dichloroethene	0.49	J
75-15-0	Carbon Disulfide	0.51	
75-09-2	Methylene Chloride	0.49	J
1634-04-4	Methyl-t-Butyl Ether	0.51	
75-34-3	1,1-Dichloroethane	0.50	
156-59-2	cis-1,2-Dichloroethene	0.45	J
78-93-3	2-Butanone	4.4	J
590-20-7	2,2-Dichloropropane	0.53	
67-66-3	Chloroform	0.48	J
74-97-5	Bromochloromethane	0.49	J
71-55-6	1,1,1-Trichloroethane	0.47	J
563-58-6	1,1-Dichloropropene	0.45	J
56-23-5	Carbon Tetrachloride	0.45	J
107-06-2	1,2-Dichloroethane	0.42	J
71-43-2	Benzene	0.49	J
79-01-6	Trichloroethene	0.47	J
78-87-5	1,2-Dichloropropane	0.48	J
75-27-4	Bromodichloromethane	0.45	J
74-95-3	Dibromomethane	0.40	J
108-10-1	4-Methyl-2-Pentanone	4.0	J
10061-01-5	cis-1,3-Dichloropropene	0.42	J
108-88-3	Toluene	0.50	
10061-02-6	trans-1,3-Dichloropropene	0.38	J
79-00-5	1,1,2-Trichloroethane	0.40	J
591-78-6	2-Hexanone	2.4	J

FORM 1
VOLATILE ORGANICS ANALYSIS DATA SHEET

CLIENT SAMPLE NO.

0.5LLOCLCS

Lab Name: ITS ENVIRONMENTAL Contract: 98011

Lab Code: INCHVT Case No.: 98011 SAS No.: SDG No.: 68675

Matrix: (soil/water) WATER Lab Sample ID: 0.5LLOCLCS

Sample wt/vol: 5.000 (g/mL) ML Lab File ID: LLO0005CV

Level: (low/med) LOW Date Received: _____

% Moisture: not dec. _____ Date Analyzed: 03/31/98

GC Column: DB-624 ID: 0.53 (mm) Dilution Factor: 1.0

Soil Extract Volume:_____(uL) Soil Aliquot Volume: _____(uL)

CAS NO.	COMPOUND	CONCENTRATION UNITS: (ug/L or ug/Kg) UG/L	Q
142-28-9	1,3-Dichloropropane	0.43	J
127-18-4	Tetrachloroethene	0.47	J
123-91-1	1,4-Dioxane	6.1	J
109-99-9	Tetrahydrofuran	40	J
124-48-1	Dibromochloromethane	0.45	J
106-93-4	1,2-Dibromoethane	0.43	J
108-90-7	Chlorobenzene	0.47	J
630-20-6	1,1,1,2-Tetrachloroethane	0.47	J
100-41-4	Ethylbenzene	0.50	
1330-20-7	Xylene (total)	1.5	
100-42-5	Styrene	0.42	J
75-25-2	Bromoform	0.38	J
98-82-8	Isopropylbenzene	0.47	J
79-34-5	1,1,2,2-Tetrachloroethane	0.47	J
96-18-4	1,2,3-Trichloropropane	0.50	
108-86-1	Bromobenzene	0.43	J
103-65-1	n-Propylbenzene	0.40	J
95-49-8	2-Chlorotoluene	0.42	J
108-67-8	1,3,5-Trimethylbenzene	0.47	J
106-43-4	4-Chlorotoluene	0.40	J
98-06-6	tert-Butylbenzene	0.46	J
95-63-6	1,2,4-Trimethylbenzene	0.46	J
135-98-8	sec-Butylbenzene	0.46	J
99-87-6	p-Isopropyltoluene	0.46	J
541-73-1	1,3-Dichlorobenzene	0.43	J
106-46-7	1,4-Dichlorobenzene	0.50	
104-51-8	n-Butylbenzene	0.51	
95-50-1	1,2-Dichlorobenzene	0.50	
96-12-8	1,2-Dibromo-3-Chloropropane	0.40	J
120-82-1	1,2,4-Trichlorobenzene	0.45	J
87-68-3	Hexachlorobutadiene	0.52	
91-20-3	Naphthalene	0.47	J
87-61-6	1,2,3-Trichlorobenzene	0.47	J

FORM 1
VOLATILE ORGANICS ANALYSIS DATA SHEET

CLIENT SAMPLE NO.

0.5LLODLCS

Lab Name: ITS ENVIRONMENTAL Contract: 98011

Lab Code: INCHVT Case No.: 98011 SAS No.: SDG No.: 68675

Matrix: (soil/water) WATER Lab Sample ID: 0.5LLODLCS

Sample wt/vol: 5.000 (g/mL) ML Lab File ID: LLO0005DV

Level: (low/med) LOW Date Received: _____

% Moisture: not dec. _____ Date Analyzed: 04/06/98

GC Column: DB-624 ID: 0.53 (mm) Dilution Factor: 1.0

Soil Extract Volume:_____(uL) Soil Aliquot Volume: _____(uL)

CAS NO.	COMPOUND	CONCENTRATION UNITS: (ug/L or ug/Kg) UG/L	Q
75-71-8	Dichlorodifluoromethane	0.46	J
74-87-3	Chloromethane	0.46	J
75-01-4	Vinyl Chloride	0.48	J
74-83-9	Bromomethane	0.53	
75-00-3	Chloroethane	0.51	
75-69-4	Trichlorofluoromethane	0.50	
67-64-1	Acetone	4.6	J
75-35-4	1,1-Dichloroethene	0.47	J
156-60-5	trans-1,2-Dichloroethene	0.46	J
75-15-0	Carbon Disulfide	0.49	J
75-09-2	Methylene Chloride	0.49	J
1634-04-4	Methyl-t-Butyl Ether	0.49	J
75-34-3	1,1-Dichloroethane	0.52	
156-59-2	cis-1,2-Dichloroethene	0.50	
78-93-3	2-Butanone	4.5	J
590-20-7	2,2-Dichloropropane	0.50	
67-66-3	Chloroform	0.60	
74-97-5	Bromochloromethane	0.45	J
71-55-6	1,1,1-Trichloroethane	0.50	
563-58-6	1,1-Dichloropropene	0.49	J
56-23-5	Carbon Tetrachloride	0.48	J
107-06-2	1,2-Dichloroethane	0.50	
71-43-2	Benzene	0.59	
79-01-6	Trichloroethene	0.50	
78-87-5	1,2-Dichloropropane	0.49	J
75-27-4	Bromodichloromethane	0.46	J
74-95-3	Dibromomethane	0.45	J
108-10-1	4-Methyl-2-Pentanone	4.1	J
10061-01-5	cis-1,3-Dichloropropene	0.42	J
108-88-3	Toluene	0.48	J
10061-02-6	trans-1,3-Dichloropropene	0.40	J
79-00-5	1,1,2-Trichloroethane	0.48	J
591-78-6	2-Hexanone	2.8	J

FORM 1
VOLATILE ORGANICS ANALYSIS DATA SHEET

CLIENT SAMPLE NO.

0.5LLODLCS

Lab Name: ITS ENVIRONMENTAL Contract: 98011

Lab Code: INCHVT Case No.: 98011 SAS No.: SDG No.: 68675

Matrix: (soil/water) WATER Lab Sample ID: 0.5LLODLCS

Sample wt/vol: 5.000 (g/mL) ML Lab File ID: LLO0005DV

Level: (low/med) LOW Date Received: _____

% Moisture: not dec. _____ Date Analyzed: 04/06/98

GC Column: DB-624 ID: 0.53 (mm) Dilution Factor: 1.0

Soil Extract Volume: _____ (uL) Soil Aliquot Volume: _____ (uL)

CAS NO.	COMPOUND	CONCENTRATION UNITS: (ug/L or ug/Kg) UG/L	Q
142-28-9	1,3-Dichloropropane	0.45	J
127-18-4	Tetrachloroethene	0.49	J
123-91-1	1,4-Dioxane	50	U
109-99-9	Tetrahydrofuran	54	
124-48-1	Dibromochloromethane	0.41	J
106-93-4	1,2-Dibromoethane	0.43	J
108-90-7	Chlorobenzene	0.49	J
630-20-6	1,1,1,2-Tetrachloroethane	0.44	J
100-41-4	Ethylbenzene	0.48	J
1330-20-7	Xylene (total)	1.4	
100-42-5	Styrene	0.41	J
75-25-2	Bromoform	0.40	J
98-82-8	Isopropylbenzene	0.47	J
79-34-5	1,1,2,2-Tetrachloroethane	0.44	J
96-18-4	1,2,3-Trichloropropane	0.46	J
108-86-1	Bromobenzene	0.43	J
103-65-1	n-Propylbenzene	0.41	J
95-49-8	2-Chlorotoluene	0.45	J
108-67-8	1,3,5-Trimethylbenzene	0.47	J
106-43-4	4-Chlorotoluene	0.42	J
98-06-6	tert-Butylbenzene	0.48	J
95-63-6	1,2,4-Trimethylbenzene	0.47	J
135-98-8	sec-Butylbenzene	0.50	
99-87-6	p-Isopropyltoluene	0.48	J
541-73-1	1,3-Dichlorobenzene	0.45	J
106-46-7	1,4-Dichlorobenzene	0.46	J
104-51-8	n-Butylbenzene	0.52	
95-50-1	1,2-Dichlorobenzene	0.49	J
96-12-8	1,2-Dibromo-3-Chloropropane	0.27	J
120-82-1	1,2,4-Trichlorobenzene	0.48	J
87-68-3	Hexachlorobutadiene	0.53	
91-20-3	Naphthalene	0.47	J
87-61-6	1,2,3-Trichlorobenzene	0.49	J

FORM 2
WATER VOLATILE SYSTEM MONITORING COMPOUND RECOVERY

Lab Name: ITS ENVIRONMENTAL Contract: 98011

Lab Code: INCHVT Case No.: 98011 SAS No.: SDG No.: 68675

	CLIENT SAMPLE NO.	SMC1 (DCE)#	SMC2 (BFB)#	SMC3 (DCB)#	OTHER	TOT OUT
01	LLOICVLCS	110	100	95		0
02	VBLKF1	100	100	95		0
03	AL130	100	95	95		0
04	AL131	100	90	95		0
05	AL132	95	95	100		0
06	0.5LLOBLCS	100	95	95		0
07	MBS	100	100	95		0
08	0.5LLOCLCS	95	95	90		0
09	VBLKH5	100	100	100		0
10	AL153	95	95	90		0
11	AL154	95	90	90		0
12	AL142	100	90	95		0
13	AL155	100	90	95		0
14	AL148	100	95	95		0
15	AL162	100	95	95		0
16	AL163	100	90	95		0
17	AL151	100	95	100		0
18	AL159	100	90	95		0
19	AL141	100	90	95		0
20	AL158	95	90	90		0
21	AL138	100	90	90		0
22	AL140	95	95	95		0
23	AL141MS	95	100	100		0
24	AL141MSD	95	100	100		0
25	0.5LLODLCS	95	90	90		0
26	VBLKI8	95	90	90		0
27	AL134	100	85*	95		1
28	AL164	120	100	105		0
29	AL146	110	90	100		0
30	AL149	115	95	105		0

		QC LIMITS
SMC1 (DCE)	= 1,2-Dichloroethane-d4	(83-143)
SMC2 (BFB)	= Bromofluorobenzene	(86-115)
SMC3 (DCB)	= 1,2-Dichlorobenzene-d4	(80-120)

Column to be used to flag recovery values

* Values outside of contract required QC limits

D System Monitoring Compound diluted out

FORM 3
WATER VOLATILE MATRIX SPIKE/MATRIX SPIKE DUPLICATE RECOVERY

Lab Name: ITS ENVIRONMENTAL Contract: 98011

Lab Code: INCHVT Case No.: 98011 SAS No.: SDG No.: 68675

Matrix Spike - ENGSC2 Sample No.: AL141

COMPOUND	SPIKE ADDED (ug/L)	SAMPLE CONCENTRATION (ug/L)	MS CONCENTRATION (ug/L)	MS % REC #	QC. LIMITS REC.
m- & p-Xylene	20	0.0	20	100	60-140
o-Xylene	10	0.0	9.8	98	60-140
Dichlorodifluoromethane	10	0.0	8.3	83	60-140
Chloromethane	10	0.0	9.4	94	60-140
Vinyl Chloride	10	0.0	9.1	91	60-140
Bromomethane	10	0.0	9.1	91	60-140
Chloroethane	10	0.0	12	120	60-140
Trichlorofluoromethane	10	0.0	9.6	96	60-140
Acetone	25	0.0	27	108	60-140
1,1-Dichloroethene	10	0.0	9.6	96	60-140
trans-1,2-Dichloroethen	10	0.0	9.5	95	60-140
Carbon Disulfide	10	0.0	8.2	82	60-140
Methylene Chloride	10	0.0	9.8	98	60-140
Methyl-t-Butyl Ether	10	0.0	9.6	96	60-140
1,1-Dichloroethane	10	0.0	9.5	95	60-140
cis-1,2-Dichloroethene	10	0.0	9.6	96	60-140
2-Butanone	25	0.0	26	104	60-140
2,2-Dichloropropane	10	0.0	8.5	85	60-140
Chloroform	10	0.0	10	100	60-140
Bromochloromethane	10	0.0	9.8	98	60-140
1,1,1-Trichloroethane	10	0.0	9.6	96	60-140
1,1-Dichloropropene	10	0.0	9.4	94	60-140
Carbon Tetrachloride	10	0.0	9.4	94	60-140
1,2-Dichloroethane	10	0.0	9.7	97	60-140
Benzene	10	0.0	9.9	99	60-140
Trichloroethene	10	0.0	9.6	96	60-140
1,2-Dichloropropane	10	0.0	9.6	96	60-140
Bromodichloromethane	10	0.0	9.6	96	60-140

Column to be used to flag recovery and RPD values with an asterisk

* Values outside of QC limits

COMMENTS: _____

FORM 3
WATER VOLATILE MATRIX SPIKE/MATRIX SPIKE DUPLICATE RECOVERY

Lab Name: ITS ENVIRONMENTAL Contract: 98011

Lab Code: INCHVT Case No.: 98011 SAS No.: SDG No.: 68675

Matrix Spike - ENGSC2 Sample No.: AL141

COMPOUND	SPIKE ADDED (ug/L)	SAMPLE CONCENTRATION (ug/L)	MS CONCENTRATION (ug/L)	MS % REC #	QC. LIMITS REC.
Dibromomethane	10	0.0	10	100	60-140
4-Methyl-2-Pentanone	25	0.0	28	112	60-140
cis-1,3-Dichloropropene	10	0.0	8.9	89	60-140
Toluene	10	0.0	9.8	98	60-140
trans-1,3-Dichloroprope	10	0.0	9.0	90	60-140
1,1,2-Trichloroethane	10	0.0	10	100	60-140
2-Hexanone	25	0.0	24	96	60-140
1,3-Dichloropropane	10	0.0	9.6	96	60-140
Tetrachloroethene	10	0.0	9.7	97	60-140
1,4-Dioxane	250	0.0	230	92	60-140
Tetrahydrofuran	250	0.0	240	96	60-140
Dibromochloromethane	10	0.0	9.5	95	60-140
1,2-Dibromoethane	10	0.0	10	100	60-140
Chlorobenzene	10	0.0	9.8	98	60-140
1,1,1,2-Tetrachloroetha	10	0.0	10	100	60-140
Ethylbenzene	10	0.0	9.7	97	60-140
Xylene (total)	30	0.0	29	97	60-140
Styrene	10	0.0	8.5	85	60-140
Bromoform	10	0.0	9.0	90	60-140
Isopropylbenzene	10	0.0	9.9	99	60-140
1,1,2,2-Tetrachloroetha	10	0.0	10	100	60-140
1,2,3-Trichloropropane	10	0.0	10	100	60-140
Bromobenzene	10	0.0	10	100	60-140
n-Propylbenzene	10	0.0	9.8	98	60-140
2-Chlorotoluene	10	0.0	10	100	60-140
1,3,5-Trimethylbenzene	10	0.0	9.5	95	60-140
4-Chlorotoluene	10	0.0	9.9	99	60-140
tert-Butylbenzene	10	0.0	9.9	99	60-140

Column to be used to flag recovery and RPD values with an asterisk

* Values outside of QC limits

COMMENTS: _____

FORM 3
WATER VOLATILE MATRIX SPIKE/MATRIX SPIKE DUPLICATE RECOVERY

Lab Name: ITS ENVIRONMENTAL Contract: 98011

Lab Code: INCHVT Case No.: 98011 SAS No.: SDG No.: 68675

Matrix Spike - ENGSC2 Sample No.: AL141

COMPOUND	SPIKE ADDED (ug/L)	SAMPLE CONCENTRATION (ug/L)	MS CONCENTRATION (ug/L)	MS % REC #	QC. LIMITS REC.
1,2,4-Trimethylbenzene	10	0.0	9.3	93	60-140
sec-Butylbenzene	10	0.0	9.6	96	60-140
p-Isopropyltoluene	10	0.0	9.8	98	60-140
1,3-Dichlorobenzene	10	0.0	9.7	97	60-140
1,4-Dichlorobenzene	10	0.0	10	100	60-140
n-Butylbenzene	10	0.0	9.6	96	60-140
1,2-Dichlorobenzene	10	0.0	10	100	60-140
1,2-Dibromo-3-Chloropro	10	0.0	9.9	99	60-140
1,2,4-Trichlorobenzene	10	0.0	9.8	98	60-140
Hexachlorobutadiene	10	0.0	9.9	99	60-140
Naphthalene	10	0.0	10	100	60-140
1,2,3-Trichlorobenzene	10	0.0	10	100	60-140

Column to be used to flag recovery and RPD values with an asterisk

* Values outside of QC limits

COMMENTS: _____

FORM 3
WATER VOLATILE MATRIX SPIKE/MATRIX SPIKE DUPLICATE RECOVERY

Lab Name: ITS ENVIRONMENTAL Contract: 98011

Lab Code: INCHVT Case No.: 98011 SAS No.: SDG No.: 68675

Matrix Spike - ENGSC2 Sample No.: AL141

COMPOUND	SPIKE ADDED (ug/L)	MSD CONCENTRATION (ug/L)	MSD % REC #	% RPD #	QC LIMITS RPD	QC LIMITS REC.
m- & p-Xylene	20	20	100	0	25	60-140
o-Xylene	10	10	100	2	25	60-140
Dichlorodifluoromethane	10	8.8	88	6	25	60-140
Chloromethane	10	9.7	97	3	25	60-140
Vinyl Chloride	10	9.8	98	7	25	60-140
Bromomethane	10	10	100	9	25	60-140
Chloroethane	10	12	120	0	25	60-140
Trichlorofluoromethane	10	9.9	99	3	25	60-140
Acetone	25	28	112	4	25	60-140
1,1-Dichloroethene	10	9.9	99	3	25	60-140
trans-1,2-Dichloroethen	10	9.8	98	3	25	60-140
Carbon Disulfide	10	8.7	87	6	25	60-140
Methylene Chloride	10	10	100	2	25	60-140
Methyl-t-Butyl Ether	10	10	100	4	25	60-140
1,1-Dichloroethane	10	9.7	97	2	25	60-140
cis-1,2-Dichloroethene	10	9.8	98	2	25	60-140
2-Butanone	25	29	116	11	25	60-140
2,2-Dichloropropane	10	8.3	83	2	25	60-140
Chloroform	10	10	100	0	25	60-140
Bromochloromethane	10	9.9	99	1	25	60-140
1,1,1-Trichloroethane	10	9.7	97	1	25	60-140
1,1-Dichloropropene	10	9.5	95	1	25	60-140
Carbon Tetrachloride	10	9.6	96	2	25	60-140
1,2-Dichloroethane	10	9.8	98	1	25	60-140
Benzene	10	10	100	1	25	60-140
Trichloroethene	10	9.8	98	2	25	60-140
1,2-Dichloropropane	10	9.8	98	2	25	60-140
Bromodichloromethane	10	9.7	97	1	25	60-140

Column to be used to flag recovery and RPD values with an asterisk

* Values outside of QC limits

COMMENTS: _____

FORM 3
WATER VOLATILE MATRIX SPIKE/MATRIX SPIKE DUPLICATE RECOVERY

Lab Name: ITS ENVIRONMENTAL Contract: 98011

Lab Code: INCHVT Case No.: 98011 SAS No.: SDG No.: 68675

Matrix Spike - ENGSC2 Sample No.: AL141

COMPOUND	SPIKE ADDED (ug/L)	MSD CONCENTRATION (ug/L)	MSD % REC #	% RPD #	QC LIMITS RPD	QC LIMITS REC.
Dibromomethane	10	10	100	0	25	60-140
4-Methyl-2-Pentanone	25	26	104	7	25	60-140
cis-1,3-Dichloropropene	10	9.3	93	4	25	60-140
Toluene	10	9.9	99	1	25	60-140
trans-1,3-Dichloroprope	10	9.3	93	3	25	60-140
1,1,2-Trichloroethane	10	10	100	0	25	60-140
2-Hexanone	25	26	104	8	25	60-140
1,3-Dichloropropane	10	9.9	99	3	25	60-140
Tetrachloroethene	10	9.9	99	2	25	60-140
1,4-Dioxane	250	260	104	12	25	60-140
Tetrahydrofuran	250	240	96	0	25	60-140
Dibromochloromethane	10	9.8	98	3	25	60-140
1,2-Dibromoethane	10	9.9	99	1	25	60-140
Chlorobenzene	10	10	100	2	25	60-140
1,1,1,2-Tetrachloroetha	10	10	100	0	25	60-140
Ethylbenzene	10	10	100	3	25	60-140
Xylene (total)	30	30	100	3	25	60-140
Styrene	10	8.6	86	1	25	60-140
Bromoform	10	9.2	92	2	25	60-140
Isopropylbenzene	10	10	100	1	25	60-140
1,1,2,2-Tetrachloroetha	10	11	110	10	25	60-140
1,2,3-Trichloropropane	10	11	110	10	25	60-140
Bromobenzene	10	10	100	0	25	60-140
n-Propylbenzene	10	10	100	2	25	60-140
2-Chlorotoluene	10	10	100	0	25	60-140
1,3,5-Trimethylbenzene	10	9.8	98	3	25	60-140
4-Chlorotoluene	10	10	100	1	25	60-140
tert-Butylbenzene	10	10	100	1	25	60-140

Column to be used to flag recovery and RPD values with an asterisk

* Values outside of QC limits

COMMENTS: _____

FORM 3
WATER VOLATILE MATRIX SPIKE/MATRIX SPIKE DUPLICATE RECOVERY

Lab Name: ITS ENVIRONMENTAL Contract: 98011

Lab Code: INCHVT Case No.: 98011 SAS No.: SDG No.: 68675

Matrix Spike - ENGSC2 Sample No.: AL141

COMPOUND	SPIKE ADDED (ug/L)	MSD CONCENTRATION (ug/L)	MSD % REC #	% RPD #	QC LIMITS RPD	QC LIMITS REC.
1,2,4-Trimethylbenzene	10	9.7	97	4	25	60-140
sec-Butylbenzene	10	10	100	4	25	60-140
p-Isopropyltoluene	10	10	100	2	25	60-140
1,3-Dichlorobenzene	10	9.7	97	0	25	60-140
1,4-Dichlorobenzene	10	11	110	10	25	60-140
n-Butylbenzene	10	10	100	4	25	60-140
1,2-Dichlorobenzene	10	11	110	10	25	60-140
1,2-Dibromo-3-Chloropro	10	11	110	10	25	60-140
1,2,4-Trichlorobenzene	10	10	100	2	25	60-140
Hexachlorobutadiene	10	10	100	1	25	60-140
Naphthalene	10	11	110	10	25	60-140
1,2,3-Trichlorobenzene	10	10	100	0	25	60-140

Column to be used to flag recovery and RPD values with an asterisk

* Values outside of QC limits

RPD: 0 out of 68 outside limits
Spike Recovery: 0 out of 136 outside limits

COMMENTS: _____

FORM 3
WATER VOLATILE BLANK SPIKE RECOVERY

Lab Name: ITS ENVIRONMENTAL Contract: 98011

Lab Code: INCHVT Case No.: 98011 SAS No.: SDG No.: 68675

Matrix Spike - Sample No.: MBS

COMPOUND	SPIKE ADDED (ug/L)	BLANK CONCENTRATION (ug/L)	BS CONCENTRATION (ug/L)	BS % REC #	QC. LIMITS REC.
m- & p-Xylene	2.0		2.0	100	60-140
o-Xylene	1.0		0.96	96	60-140
Dichlorodifluoromethane	1.0		0.90	90	60-140
Chloromethane	1.0		1.0	100	60-140
Vinyl Chloride	1.0		1.0	100	60-140
Bromomethane	1.0		1.4	140	60-140
Chloroethane	1.0		1.5	150*	60-140
Trichlorofluoromethane	1.0		0.99	99	60-140
Acetone	5.0		5.6	112	60-140
1,1-Dichloroethene	1.0		1.0	100	60-140
trans-1,2-Dichloroethen	1.0		1.0	100	60-140
Carbon Disulfide	1.0		1.1	110	60-140
Methylene Chloride	1.0		1.1	110	60-140
Methyl-t-Butyl Ether	1.0		1.1	110	60-140
1,1-Dichloroethane	1.0		1.0	100	60-140
cis-1,2-Dichloroethene	1.0		1.0	100	60-140
2-Butanone	5.0		5.1	102	60-140
2,2-Dichloropropane	1.0		1.1	110	60-140
Chloroform	1.0		1.0	100	60-140
Bromochloromethane	1.0		0.95	95	60-140
1,1,1-Trichloroethane	1.0		0.96	96	60-140
1,1-Dichloropropene	1.0		1.0	100	60-140
Carbon Tetrachloride	1.0		1.0	100	60-140
1,2-Dichloroethane	1.0		0.99	99	60-140
Benzene	1.0		1.0	100	60-140
Trichloroethene	1.0		1.0	100	60-140
1,2-Dichloropropane	1.0		0.99	99	60-140
Bromodichloromethane	1.0		0.98	98	60-140

Column to be used to flag recovery and RPD values with an asterisk

* Values outside of QC limits

COMMENTS: _____

FORM 3
WATER VOLATILE BLANK SPIKE RECOVERY

Lab Name: ITS ENVIRONMENTAL Contract: 98011

Lab Code: INCHVT Case No.: 98011 SAS No.: SDG No.: 68675

Matrix Spike - Sample No.: MBS

COMPOUND	SPIKE ADDED (ug/L)	BLANK CONCENTRATION (ug/L)	BS CONCENTRATION (ug/L)	BS % REC #	QC. LIMITS REC.
Dibromomethane	1.0		1.0	100	60-140
4-Methyl-2-Pentanone	5.0		4.9	98	60-140
cis-1,3-Dichloropropene	1.0		0.95	95	60-140
Toluene	1.0		1.0	100	60-140
trans-1,3-Dichloroprope	1.0		0.94	94	60-140
1,1,2-Trichloroethane	1.0		1.0	100	60-140
2-Hexanone	5.0		2.2	44*	60-140
1,3-Dichloropropane	1.0		1.0	100	60-140
Tetrachloroethene	1.0		1.0	100	60-140
1,4-Dioxane	50		24	48*	60-140
Tetrahydrofuran	50		52	104	60-140
Dibromochloromethane	1.0		0.98	98	60-140
1,2-Dibromoethane	1.0		0.97	97	60-140
Chlorobenzene	1.0		1.0	100	60-140
1,1,1,2-Tetrachloroetha	1.0		0.99	99	60-140
Ethylbenzene	1.0		1.0	100	60-140
Xylene (total)	3.0		3.0	100	60-140
Styrene	1.0		0.91	91	60-140
Bromoform	1.0		0.88	88	60-140
Isopropylbenzene	1.0		1.0	100	60-140
1,1,2,2-Tetrachloroetha	1.0		0.99	99	60-140
1,2,3-Trichloropropane	1.0		0.96	96	60-140
Bromobenzene	1.0		0.95	95	60-140
n-Propylbenzene	1.0		0.90	90	60-140
2-Chlorotoluene	1.0		0.96	96	60-140
1,3,5-Trimethylbenzene	1.0		1.0	100	60-140
4-Chlorotoluene	1.0		0.95	95	60-140
tert-Butylbenzene	1.0		1.0	100	60-140

Column to be used to flag recovery and RPD values with an asterisk

* Values outside of QC limits

COMMENTS: _____

FORM 3
WATER VOLATILE BLANK SPIKE RECOVERY

Lab Name: ITS ENVIRONMENTAL Contract: 98011

Lab Code: INCHVT Case No.: 98011 SAS No.: SDG No.: 68675

Matrix Spike - Sample No.: MBS

COMPOUND	SPIKE ADDED (ug/L)	BLANK CONCENTRATION (ug/L)	BS CONCENTRATION (ug/L)	BS % REC #	QC. LIMITS REC.
1,2,4-Trimethylbenzene	1.0		0.92	92	60-140
sec-Butylbenzene	1.0		0.98	98	60-140
p-Isopropyltoluene	1.0		0.99	99	60-140
1,3-Dichlorobenzene	1.0		0.95	95	60-140
1,4-Dichlorobenzene	1.0		1.1	110	60-140
n-Butylbenzene	1.0		1.0	100	60-140
1,2-Dichlorobenzene	1.0		1.1	110	60-140
1,2-Dibromo-3-Chloropro	1.0		1.3	130	60-140
1,2,4-Trichlorobenzene	1.0		0.96	96	60-140
Hexachlorobutadiene	1.0		1.1	110	60-140
Naphthalene	1.0		1.0	100	60-140
1,2,3-Trichlorobenzene	1.0		1.0	100	60-140

Column to be used to flag recovery and RPD values with an asterisk

* Values outside of QC limits

RPD: 0 out of 0 outside limits
Spike Recovery: 3 out of 68 outside limits

COMMENTS: _____

FORM 3
WATER VOLATILE LAB CONTROL SAMPLE

Lab Name: ITS ENVIRONMENTAL Contract: 98011

Lab Code: INCHVT Case No.: 98011 SAS No.: SDG No.: 68675

Matrix Spike - Sample No.: 0.5LLOBLCS

COMPOUND	SPIKE ADDED (ug/L)	SAMPLE CONCENTRATION (ug/L)	LCS CONCENTRATION (ug/L)	LCS % REC #	QC. LIMITS REC.
m- & p-Xylene	1.0		0.99	99	60-140
o-Xylene	0.50		0.45	90	60-140
Dichlorodifluoromethane	0.50		0.48	96	60-140
Chloromethane	0.50		0.48	96	60-140
Vinyl Chloride	0.50		0.46	92	60-140
Bromomethane	0.50		0.64	128	60-140
Chloroethane	0.50		0.61	122	60-140
Trichlorofluoromethane	0.50		0.49	98	60-140
Acetone	5.0		4.6	92	60-140
1,1-Dichloroethene	0.50		0.49	98	60-140
trans-1,2-Dichloroethen	0.50		0.51	102	60-140
Carbon Disulfide	0.50		0.49	98	60-140
Methylene Chloride	0.50		0.53	106	60-140
Methyl-t-Butyl Ether	0.50		0.54	108	60-140
1,1-Dichloroethane	0.50		0.51	102	60-140
cis-1,2-Dichloroethene	0.50		0.49	98	60-140
2-Butanone	5.0		4.4	88	60-140
2,2-Dichloropropane	0.50		0.59	118	60-140
Chloroform	0.50		0.56	112	60-140
Bromochloromethane	0.50		0.50	100	60-140
1,1,1-Trichloroethane	0.50		0.50	100	60-140
1,1-Dichloropropene	0.50		0.49	98	60-140
Carbon Tetrachloride	0.50		0.49	98	60-140
1,2-Dichloroethane	0.50		0.51	102	60-140
Benzene	0.50		0.60	120	60-140
Trichloroethene	0.50		0.52	104	60-140
1,2-Dichloropropane	0.50		0.48	96	60-140
Bromodichloromethane	0.50		0.50	100	60-140

Column to be used to flag recovery and RPD values with an asterisk

* Values outside of QC limits

COMMENTS: _____

FORM 3
WATER VOLATILE LAB CONTROL SAMPLE

Lab Name: ITS ENVIRONMENTAL Contract: 98011

Lab Code: INCHVT Case No.: 98011 SAS No.: SDG No.: 68675

Matrix Spike - Sample No.: 0.5LLOBLCS

COMPOUND	SPIKE ADDED (ug/L)	SAMPLE CONCENTRATION (ug/L)	LCS CONCENTRATION (ug/L)	LCS % REC #	QC. LIMITS REC.
Dibromomethane	0.50		0.50	100	60-140
4-Methyl-2-Pentanone	5.0		4.8	96	60-140
cis-1,3-Dichloropropene	0.50		0.45	90	60-140
Toluene	0.50		0.54	108	60-140
trans-1,3-Dichloroprope	0.50		0.42	84	60-140
1,1,2-Trichloroethane	0.50		0.50	100	60-140
2-Hexanone	5.0		3.7	74	60-140
1,3-Dichloropropane	0.50		0.47	94	60-140
Tetrachloroethene	0.50		0.49	98	60-140
1,4-Dioxane	50		8.8	18*	60-140
Tetrahydrofuran	50		52	104	60-140
Dibromochloromethane	0.50		0.47	94	60-140
1,2-Dibromoethane	0.50		0.47	94	60-140
Chlorobenzene	0.50		0.51	102	60-140
1,1,1,2-Tetrachloroetha	0.50		0.46	92	60-140
Ethylbenzene	0.50		0.53	106	60-140
Xylene (total)	1.5		1.5	100	60-140
Styrene	0.50		0.42	84	60-140
Bromoform	0.50		0.37	74	60-140
Isopropylbenzene	0.50		0.48	96	60-140
1,1,2,2-Tetrachloroetha	0.50		0.49	98	60-140
1,2,3-Trichloropropane	0.50		0.45	90	60-140
Bromobenzene	0.50		0.43	86	60-140
n-Propylbenzene	0.50		0.42	84	60-140
2-Chlorotoluene	0.50		0.44	88	60-140
1,3,5-Trimethylbenzene	0.50		0.48	96	60-140
4-Chlorotoluene	0.50		0.42	84	60-140
tert-Butylbenzene	0.50		0.48	96	60-140

Column to be used to flag recovery and RPD values with an asterisk

* Values outside of QC limits

COMMENTS: _____

FORM 3
WATER VOLATILE LAB CONTROL SAMPLE

Lab Name: ITS ENVIRONMENTAL Contract: 98011

Lab Code: INCHVT Case No.: 98011 SAS No.: SDG No.: 68675

Matrix Spike - Sample No.: 0.5LLOBLCS

COMPOUND	SPIKE ADDED (ug/L)	SAMPLE CONCENTRATION (ug/L)	LCS CONCENTRATION (ug/L)	LCS % REC #	QC. LIMITS REC.
1,2,4-Trimethylbenzene	0.50		0.51	102	60-140
sec-Butylbenzene	0.50		0.49	98	60-140
p-Isopropyltoluene	0.50		0.48	96	60-140
1,3-Dichlorobenzene	0.50		0.49	98	60-140
1,4-Dichlorobenzene	0.50		0.53	106	60-140
n-Butylbenzene	0.50		0.54	108	60-140
1,2-Dichlorobenzene	0.50		0.53	106	60-140
1,2-Dibromo-3-Chloropro	0.50		0.65	130	60-140
1,2,4-Trichlorobenzene	0.50		0.47	94	60-140
Hexachlorobutadiene	0.50		0.46	92	60-140
Naphthalene	0.50		0.49	98	60-140
1,2,3-Trichlorobenzene	0.50		0.47	94	60-140

Column to be used to flag recovery and RPD values with an asterisk

* Values outside of QC limits

RPD: 0 out of 0 outside limits
Spike Recovery: 1 out of 68 outside limits

COMMENTS: _____

FORM 3
WATER VOLATILE LAB CONTROL SAMPLE

Lab Name: ITS ENVIRONMENTAL Contract: 98011

Lab Code: INCHVT Case No.: 98011 SAS No.: SDG No.: 68675

Matrix Spike - Sample No.: 0.5LLOCLCS

COMPOUND	SPIKE ADDED (ug/L)	SAMPLE CONCENTRATION (ug/L)	LCS CONCENTRATION (ug/L)	LCS % REC #	QC. LIMITS REC.
m- & p-Xylene	1.0		1.0	100	60-140
o-Xylene	0.50		0.47	94	60-140
Dichlorodifluoromethane	0.50		0.46	92	60-140
Chloromethane	0.50		0.53	106	60-140
Vinyl Chloride	0.50		0.47	94	60-140
Bromomethane	0.50		0.53	106	60-140
Chloroethane	0.50		0.67	134	60-140
Trichlorofluoromethane	0.50		0.47	94	60-140
Acetone	5.0		5.2	104	60-140
1,1-Dichloroethene	0.50		0.49	98	60-140
trans-1,2-Dichloroethen	0.50		0.49	98	60-140
Carbon Disulfide	0.50		0.51	102	60-140
Methylene Chloride	0.50		0.49	98	60-140
Methyl-t-Butyl Ether	0.50		0.51	102	60-140
1,1-Dichloroethane	0.50		0.50	100	60-140
cis-1,2-Dichloroethene	0.50		0.45	90	60-140
2-Butanone	5.0		4.4	88	60-140
2,2-Dichloropropane	0.50		0.53	106	60-140
Chloroform	0.50		0.48	96	60-140
Bromochloromethane	0.50		0.49	98	60-140
1,1,1-Trichloroethane	0.50		0.47	94	60-140
1,1-Dichloropropene	0.50		0.45	90	60-140
Carbon Tetrachloride	0.50		0.45	90	60-140
1,2-Dichloroethane	0.50		0.42	84	60-140
Benzene	0.50		0.49	98	60-140
Trichloroethene	0.50		0.47	94	60-140
1,2-Dichloropropane	0.50		0.48	96	60-140
Bromodichloromethane	0.50		0.45	90	60-140

Column to be used to flag recovery and RPD values with an asterisk

* Values outside of QC limits

COMMENTS: _____

FORM 3
WATER VOLATILE LAB CONTROL SAMPLE

Lab Name: ITS ENVIRONMENTAL Contract: 98011

Lab Code: INCHVT Case No.: 98011 SAS No.: SDG No.: 68675

Matrix Spike - Sample No.: 0.5LLOCLCS

COMPOUND	SPIKE ADDED (ug/L)	SAMPLE CONCENTRATION (ug/L)	LCS CONCENTRATION (ug/L)	LCS % REC #	QC. LIMITS REC.
Dibromomethane	0.50		0.40	80	60-140
4-Methyl-2-Pentanone	5.0		4.0	80	60-140
cis-1,3-Dichloropropene	0.50		0.42	84	60-140
Toluene	0.50		0.50	100	60-140
trans-1,3-Dichloroprope	0.50		0.38	76	60-140
1,1,2-Trichloroethane	0.50		0.40	80	60-140
2-Hexanone	5.0		2.4	48*	60-140
1,3-Dichloropropane	0.50		0.43	86	60-140
Tetrachloroethene	0.50		0.47	94	60-140
1,4-Dioxane	50		6.1	12*	60-140
Tetrahydrofuran	50		40	80	60-140
Dibromochloromethane	0.50		0.45	90	60-140
1,2-Dibromoethane	0.50		0.43	86	60-140
Chlorobenzene	0.50		0.47	94	60-140
1,1,1,2-Tetrachloroetha	0.50		0.47	94	60-140
Ethylbenzene	0.50		0.50	100	60-140
Xylene (total)	1.5		1.5	100	60-140
Styrene	0.50		0.42	84	60-140
Bromoform	0.50		0.38	76	60-140
Isopropylbenzene	0.50		0.47	94	60-140
1,1,2,2-Tetrachloroetha	0.50		0.47	94	60-140
1,2,3-Trichloropropane	0.50		0.50	100	60-140
Bromobenzene	0.50		0.43	86	60-140
n-Propylbenzene	0.50		0.40	80	60-140
2-Chlorotoluene	0.50		0.42	84	60-140
1,3,5-Trimethylbenzene	0.50		0.47	94	60-140
4-Chlorotoluene	0.50		0.40	80	60-140
tert-Butylbenzene	0.50		0.46	92	60-140

Column to be used to flag recovery and RPD values with an asterisk

* Values outside of QC limits

COMMENTS: _____

FORM 3
WATER VOLATILE LAB CONTROL SAMPLE

Lab Name: ITS ENVIRONMENTAL Contract: 98011

Lab Code: INCHVT Case No.: 98011 SAS No.: SDG No.: 68675

Matrix Spike - Sample No.: 0.5LLOCLCS

COMPOUND	SPIKE ADDED (ug/L)	SAMPLE CONCENTRATION (ug/L)	LCS CONCENTRATION (ug/L)	LCS % REC #	QC. LIMITS REC.
1,2,4-Trimethylbenzene	0.50		0.46	92	60-140
sec-Butylbenzene	0.50		0.46	92	60-140
p-Isopropyltoluene	0.50		0.46	92	60-140
1,3-Dichlorobenzene	0.50		0.43	86	60-140
1,4-Dichlorobenzene	0.50		0.50	100	60-140
n-Butylbenzene	0.50		0.51	102	60-140
1,2-Dichlorobenzene	0.50		0.50	100	60-140
1,2-Dibromo-3-Chloropro	0.50		0.40	80	60-140
1,2,4-Trichlorobenzene	0.50		0.45	90	60-140
Hexachlorobutadiene	0.50		0.52	104	60-140
Naphthalene	0.50		0.47	94	60-140
1,2,3-Trichlorobenzene	0.50		0.47	94	60-140

Column to be used to flag recovery and RPD values with an asterisk

* Values outside of QC limits

RPD: 0 out of 0 outside limits
Spike Recovery: 2 out of 68 outside limits

COMMENTS: _____

FORM 3
WATER VOLATILE LAB CONTROL SAMPLE

Lab Name: ITS ENVIRONMENTAL Contract: 98011

Lab Code: INCHVT Case No.: 98011 SAS No.: SDG No.: 68675

Matrix Spike - Sample No.: 0.5LLODLCS

COMPOUND	SPIKE ADDED (ug/L)	SAMPLE CONCENTRATION (ug/L)	LCS CONCENTRATION (ug/L)	LCS % REC #	QC. LIMITS REC.
m- & p-Xylene	1.0		0.90	90	60-140
o-Xylene	0.50		0.45	90	60-140
Dichlorodifluoromethane	0.50		0.46	92	60-140
Chloromethane	0.50		0.46	92	60-140
Vinyl Chloride	0.50		0.48	96	60-140
Bromomethane	0.50		0.53	106	60-140
Chloroethane	0.50		0.51	102	60-140
Trichlorofluoromethane	0.50		0.50	100	60-140
Acetone	5.0		4.6	92	60-140
1,1-Dichloroethene	0.50		0.47	94	60-140
trans-1,2-Dichloroethen	0.50		0.46	92	60-140
Carbon Disulfide	0.50		0.49	98	60-140
Methylene Chloride	0.50		0.49	98	60-140
Methyl-t-Butyl Ether	0.50		0.49	98	60-140
1,1-Dichloroethane	0.50		0.52	104	60-140
cis-1,2-Dichloroethene	0.50		0.50	100	60-140
2-Butanone	5.0		4.5	90	60-140
2,2-Dichloropropane	0.50		0.50	100	60-140
Chloroform	0.50		0.60	120	60-140
Bromochloromethane	0.50		0.45	90	60-140
1,1,1-Trichloroethane	0.50		0.50	100	60-140
1,1-Dichloropropene	0.50		0.49	98	60-140
Carbon Tetrachloride	0.50		0.48	96	60-140
1,2-Dichloroethane	0.50		0.50	100	60-140
Benzene	0.50		0.59	118	60-140
Trichloroethene	0.50		0.50	100	60-140
1,2-Dichloropropane	0.50		0.49	98	60-140
Bromodichloromethane	0.50		0.46	92	60-140

Column to be used to flag recovery and RPD values with an asterisk

* Values outside of QC limits

COMMENTS: _____

FORM 3
WATER VOLATILE LAB CONTROL SAMPLE

Lab Name: ITS ENVIRONMENTAL Contract: 98011

Lab Code: INCHVT Case No.: 98011 SAS No.: SDG No.: 68675

Matrix Spike - Sample No.: 0.5LLODLCS

COMPOUND	SPIKE ADDED (ug/L)	SAMPLE CONCENTRATION (ug/L)	LCS CONCENTRATION (ug/L)	LCS % REC #	QC. LIMITS REC.
Dibromomethane	0.50		0.45	90	60-140
4-Methyl-2-Pentanone	5.0		4.1	82	60-140
cis-1,3-Dichloropropene	0.50		0.42	84	60-140
Toluene	0.50		0.48	96	60-140
trans-1,3-Dichloroprope	0.50		0.40	80	60-140
1,1,2-Trichloroethane	0.50		0.48	96	60-140
2-Hexanone	5.0		2.8	56*	60-140
1,3-Dichloropropane	0.50		0.45	90	60-140
Tetrachloroethene	0.50		0.49	98	60-140
1,4-Dioxane					60-140
Tetrahydrofuran	50		54	108	60-140
Dibromochloromethane	0.50		0.41	82	60-140
1,2-Dibromoethane	0.50		0.43	86	60-140
Chlorobenzene	0.50		0.49	98	60-140
1,1,1,2-Tetrachloroetha	0.50		0.44	88	60-140
Ethylbenzene	0.50		0.48	96	60-140
Xylene (total)	1.5		1.4	93	60-140
Styrene	0.50		0.41	82	60-140
Bromoform	0.50		0.40	80	60-140
Isopropylbenzene	0.50		0.47	94	60-140
1,1,2,2-Tetrachloroetha	0.50		0.44	88	60-140
1,2,3-Trichloropropane	0.50		0.46	92	60-140
Bromobenzene	0.50		0.43	86	60-140
n-Propylbenzene	0.50		0.41	82	60-140
2-Chlorotoluene	0.50		0.45	90	60-140
1,3,5-Trimethylbenzene	0.50		0.47	94	60-140
4-Chlorotoluene	0.50		0.42	84	60-140
tert-Butylbenzene	0.50		0.48	96	60-140

Column to be used to flag recovery and RPD values with an asterisk

* Values outside of QC limits

COMMENTS: _____

FORM 3
WATER VOLATILE LAB CONTROL SAMPLE

Lab Name: ITS ENVIRONMENTAL Contract: 98011

Lab Code: INCHVT Case No.: 98011 SAS No.: SDG No.: 68675

Matrix Spike - Sample No.: 0.5LLODLCS

COMPOUND	SPIKE ADDED (ug/L)	SAMPLE CONCENTRATION (ug/L)	LCS CONCENTRATION (ug/L)	LCS % REC #	QC. LIMITS REC.
1,2,4-Trimethylbenzene	0.50		0.47	94	60-140
sec-Butylbenzene	0.50		0.50	100	60-140
p-Isopropyltoluene	0.50		0.48	96	60-140
1,3-Dichlorobenzene	0.50		0.45	90	60-140
1,4-Dichlorobenzene	0.50		0.46	92	60-140
n-Butylbenzene	0.50		0.52	104	60-140
1,2-Dichlorobenzene	0.50		0.49	98	60-140
1,2-Dibromo-3-Chloropro	0.50		0.27	54*	60-140
1,2,4-Trichlorobenzene	0.50		0.48	96	60-140
Hexachlorobutadiene	0.50		0.53	106	60-140
Naphthalene	0.50		0.47	94	60-140
1,2,3-Trichlorobenzene	0.50		0.49	98	60-140

Column to be used to flag recovery and RPD values with an asterisk

* Values outside of QC limits

RPD: 0 out of 0 outside limits
Spike Recovery: 2 out of 68 outside limits

COMMENTS: 1,4-DIOXANE WAS NOT CALIBRATED FOR THIS ANALYTICAL SEQUENCE.
PLEASE REFER TO NARRATIVE. CPC 4/28/98

FORM 4
VOLATILE METHOD BLANK SUMMARY

ITSDAL SAMPLE NO.

VBLKF1

Lab Name: ITS ENVIRONMENTAL Contract: 98011

Lab Code: INCHVT Case No.: 98011 SAS No.: SDG No.: 68675

Lab File ID: LLOB001BV Lab Sample ID: VBLKF1

Date Analyzed: 03/25/98 Time Analyzed: 2330

GC Column: DB-624 ID: 0.53 (mm) Heated Purge: (Y/N) N

Instrument ID: L

THIS METHOD BLANK APPLIES TO THE FOLLOWING SAMPLES, MS and MSD:

	ITSDAL SAMPLE NO.	LAB SAMPLE ID	LAB FILE ID	TIME ANALYZED
01	AL130	354614	L354614V	0045
02	AL131	354615	L354615V	0121
03	AL132	354616	L354616V	0151
04	0.5LLOBLCS	0.5LLOBLCS	LLO0005BV	0221
05				
06				
07				
08				
09				
10				
11				
12				
13				
14				
15				
16				
17				
18				
19				
20				
21				
22				
23				
24				
25				
26				
27				
28				
29				
30				

COMMENTS:

FORM 4
VOLATILE METHOD BLANK SUMMARY

CLIENT SAMPLE NO.

VBLKH5

Lab Name: ITS ENVIRONMENTAL Contract: 98011

Lab Code: INCHVT Case No.: 98011 SAS No.: SDG No.: 68675

Lab File ID: LLOB001CV Lab Sample ID: VBLKH5

Date Analyzed: 03/31/98 Time Analyzed: 2231

GC Column: DB-624 ID: 0.53 (mm) Heated Purge: (Y/N) N

Instrument ID: L

THIS METHOD BLANK APPLIES TO THE FOLLOWING SAMPLES, MS and MSD:

	SAMPLE NO.	LAB SAMPLE ID	LAB FILE ID	TIME ANALYZED
01	MBS	354935	LLO001CQV	2132
02	0.5LLOCLCS	0.5LLOCLCS	LLO0005CV	2201
03	AL153	354878	L354878V	2334
04	AL154	354879	L354879V	0020
05	AL142	354880	L354880V	0046
06	AL155	354882	L354882V	0115
07	AL148	354883	L354883V	0142
08	AL162	354884	L354884V	0211
09	AL163	354923	L354923V	0241
10	AL151	354925	L354925V	0311
11	AL159	354927	L354927V	0340
12	AL141	354928	L354928V	0410
13	AL158	354929	L354929V	0440
14	AL138	354931	L354931V	0510
15	AL140	354932	L354932V	0539
16	AL141MS	354928MS	L354928MSV	0609
17	AL141MSD	354928MD	L354928MDV	0639
18				
19				
20				
21				
22				
23				
24				
25				
26				
27				
28				
29				
30				

COMMENTS:

FORM IV VOA

FORM 4
VOLATILE METHOD BLANK SUMMARY

CLIENT SAMPLE NO.

VBLKI8

Lab Name: ITS ENVIRONMENTAL Contract: 98011

Lab Code: INCHVT Case No.: 98011 SAS No.: SDG No.: 68675

Lab File ID: LLOB002DV Lab Sample ID: VBLKI8

Date Analyzed: 04/06/98 Time Analyzed: 1343

GC Column: DB-624 ID: 0.53 (mm) Heated Purge: (Y/N) N

Instrument ID: L

THIS METHOD BLANK APPLIES TO THE FOLLOWING SAMPLES, MS and MSD:

	SAMPLE NO.	LAB SAMPLE ID	LAB FILE ID	TIME ANALYZED
01	0.5LLODLCS	0.5LLODLCS	LLO0005DV	1156
02	AL134	355024	L355024V	1626
03	AL164	354978	L354978I2V	1846
04	AL146	354979	L354979I2V	1928
05	AL149	354981	L354981I2V	2017
06				
07				
08				
09				
10				
11				
12				
13				
14				
15				
16				
17				
18				
19				
20				
21				
22				
23				
24				
25				
26				
27				
28				
29				
30				

COMMENTS:

FORM 5
VOLATILE ORGANIC INSTRUMENT PERFORMANCE CHECK
BROMOFLUOROBENZENE (BFB)

Lab Name: ITS ENVIRONMENTAL Contract: 98011

Lab Code: INCHVT Case No.: 98011 SAS No.: SDG No.: 68675

Lab File ID: LLO001PV BFB Injection Date: 02/20/98

Instrument ID: L BFB Injection Time: 0704

GC Column: DB-624 ID: 0.53 (mm) Heated Purge: (Y/N) N

m/e	ION ABUNDANCE CRITERIA	% RELATIVE ABUNDANCE
50	15.0 - 40.0% of mass 95	16.2
75	30.0 - 60.0% of mass 95	45.2
95	Base Peak, 100% relative abundance	100.0
96	5.0 - 9.0% of mass 95	6.5
173	Less than 2.0% of mass 174	0.2 (0.2)1
174	50.0 - 120.0% of mass 95	70.1
175	5.0 - 9.0% of mass 174	4.5 (6.5)1
176	95.0 - 101.0% of mass 174	68.8 (98.1)1
177	5.0 - 9.0% of mass 176	4.1 (6.0)2

1-Value is % mass 174 2-Value is % mass 176

THIS CHECK APPLIES TO THE FOLLOWING SAMPLES, MS, MSD, BLANKS, AND STANDARDS:

	EPA SAMPLE NO.	LAB SAMPLE ID	LAB FILE ID	DATE ANALYZED	TIME ANALYZED
01	VSTD002	VSTD002	LLO002HV	02/20/98	0755
02	VSTD005	VSTD005	LLO005HV	02/20/98	0909
03	VSTD010	VSTD010	LLO010HV	02/20/98	0938
04	VSTD020	VSTD020	LLO020HV	02/20/98	1008
05	VSTD030	VSTD030	LLO030HV	02/20/98	1038
06	LLOICVLCS	LLOICVLCS	LLO010QV	02/20/98	1909
07					
08					
09					
10					
11					
12					
13					
14					
15					
16					
17					
18					
19					
20					
21					
22					

FORM 5
VOLATILE ORGANIC INSTRUMENT PERFORMANCE CHECK
BROMOFLUOROBENZENE (BFB)

Lab Name: ITS ENVIRONMENTAL Contract: 98011

Lab Code: INCHVT Case No.: 98011 SAS No.: SDG No.: 68675

Lab File ID: LLO004PV BFB Injection Date: 03/25/98

Instrument ID: L BFB Injection Time: 2120

GC Column: DB-624 ID: 0.53 (mm) Heated Purge: (Y/N) N

m/e	ION ABUNDANCE CRITERIA	% RELATIVE ABUNDANCE
50	15.0 - 40.0% of mass 95	17.4
75	30.0 - 60.0% of mass 95	45.8
95	Base Peak, 100% relative abundance	100.0
96	5.0 - 9.0% of mass 95	6.7
173	Less than 2.0% of mass 174	0.0 (0.0)1
174	50.0 - 120.0% of mass 95	68.6
175	5.0 - 9.0% of mass 174	5.1 (7.4)1
176	95.0 - 101.0% of mass 174	65.7 (95.8)1
177	5.0 - 9.0% of mass 176	4.0 (6.1)2

1-Value is % mass 174 2-Value is % mass 176

THIS CHECK APPLIES TO THE FOLLOWING SAMPLES, MS, MSD, BLANKS, AND STANDARDS:

	EPA SAMPLE NO.	LAB SAMPLE ID	LAB FILE ID	DATE ANALYZED	TIME ANALYZED
01	VSTD010	VSTD010	LLO010BHV	03/25/98	2133
02	VBLKF1	VBLKF1	LLOB001BV	03/25/98	2330
03	AL130	354614	L354614V	03/26/98	0045
04	AL131	354615	L354615V	03/26/98	0121
05	AL132	354616	L354616V	03/26/98	0151
06	0.5LLOBLCS	0.5LLOBLCS	LLO0005BV	03/26/98	0221
07					
08					
09					
10					
11					
12					
13					
14					
15					
16					
17					
18					
19					
20					
21					
22					

FORM 5
VOLATILE ORGANIC INSTRUMENT PERFORMANCE CHECK
BROMOFLUOROBENZENE (BFB)

Lab Name: ITS ENVIRONMENTAL Contract: 98011

Lab Code: INCHVT Case No.: 98011 SAS No.: SDG No.: 68675

Lab File ID: LLO005PV BFB Injection Date: 03/31/98

Instrument ID: L BFB Injection Time: 1925

GC Column: DB-624 ID: 0.53 (mm) Heated Purge: (Y/N) N

m/e	ION ABUNDANCE CRITERIA	% RELATIVE ABUNDANCE
50	15.0 - 40.0% of mass 95	18.2
75	30.0 - 60.0% of mass 95	49.0
95	Base Peak, 100% relative abundance	100.0
96	5.0 - 9.0% of mass 95	7.0
173	Less than 2.0% of mass 174	0.0 (0.0)1
174	50.0 - 120.0% of mass 95	74.6
175	5.0 - 9.0% of mass 174	5.2 (6.9)1
176	95.0 - 101.0% of mass 174	70.9 (95.1)1
177	5.0 - 9.0% of mass 176	5.1 (7.1)2

1-Value is % mass 174 2-Value is % mass 176

THIS CHECK APPLIES TO THE FOLLOWING SAMPLES, MS, MSD, BLANKS, AND STANDARDS:

	EPA SAMPLE NO.	LAB SAMPLE ID	LAB FILE ID	DATE ANALYZED	TIME ANALYZED
01	VSTD010	VSTD010	LLO010CHV	03/31/98	1934
02	MBS	354935	LLO001CQV	03/31/98	2132
03	0.5LLOCLCS	0.5LLOCLCS	LLO0005CV	03/31/98	2201
04	VBLKH5	VBLKH5	LLOB001CV	03/31/98	2231
05	AL153	354878	L354878V	03/31/98	2334
06	AL154	354879	L354879V	04/01/98	0020
07	AL142	354880	L354880V	04/01/98	0046
08	AL155	354882	L354882V	04/01/98	0115
09	AL148	354883	L354883V	04/01/98	0142
10	AL162	354884	L354884V	04/01/98	0211
11	AL163	354923	L354923V	04/01/98	0241
12	AL151	354925	L354925V	04/01/98	0311
13	AL159	354927	L354927V	04/01/98	0340
14	AL141	354928	L354928V	04/01/98	0410
15	AL158	354929	L354929V	04/01/98	0440
16	AL138	354931	L354931V	04/01/98	0510
17	AL140	354932	L354932V	04/01/98	0539
18	AL141MS	354928MS	L354928MSV	04/01/98	0609
19	AL141MSD	354928MD	L354928MDV	04/01/98	0639
20					
21					
22					

FORM V VOA

FORM 5
VOLATILE ORGANIC INSTRUMENT PERFORMANCE CHECK
BROMOFLUOROBENZENE (BFB)

Lab Name: ITS ENVIRONMENTAL Contract: 98011

Lab Code: INCHVT Case No.: 98011 SAS No.: SDG No.: 68675

Lab File ID: LLO006PV BFB Injection Date: 04/06/98

Instrument ID: L BFB Injection Time: 0818

GC Column: DB-624 ID: 0.53 (mm) Heated Purge: (Y/N) N

m/e	ION ABUNDANCE CRITERIA	% RELATIVE ABUNDANCE
50	15.0 - 40.0% of mass 95	16.8
75	30.0 - 60.0% of mass 95	46.4
95	Base Peak, 100% relative abundance	100.0
96	5.0 - 9.0% of mass 95	6.6
173	Less than 2.0% of mass 174	0.0 (0.0)1
174	50.0 - 120.0% of mass 95	69.2
175	5.0 - 9.0% of mass 174	4.9 (7.1)1
176	95.0 - 101.0% of mass 174	67.3 (97.2)1
177	5.0 - 9.0% of mass 176	4.6 (6.8)2

1-Value is % mass 174 2-Value is % mass 176

THIS CHECK APPLIES TO THE FOLLOWING SAMPLES, MS, MSD, BLANKS, AND STANDARDS:

	EPA SAMPLE NO.	LAB SAMPLE ID	LAB FILE ID	DATE ANALYZED	TIME ANALYZED
01	VSTD010	VSTD010	LLO010D2HV	04/06/98	1023
02	0.5LLODLCS	0.5LLODLCS	LLO0005DV	04/06/98	1156
03	VBLKI8	VBLKI8	LLOB002DV	04/06/98	1343
04	AL134	355024	L355024V	04/06/98	1626
05	AL164	354978	L354978I2V	04/06/98	1846
06	AL146	354979	L354979I2V	04/06/98	1928
07	AL149	354981	L354981I2V	04/06/98	2017
08					
09					
10					
11					
12					
13					
14					
15					
16					
17					
18					
19					
20					
21					
22					

6A

VOLATILE ORGANICS INITIAL CALIBRATION DATA

Lab Name: ITS ENVIRONMENTAL Contract: 98011

Lab Code: INCHVT Case No.: 98011 SAS No.: SDG No.: 68675

Instrument ID: L Calibration Date(s): 02/20/98 02/20/98

Heated Purge: (Y/N) N Calibration Time(s): 0755 1038

GC Column: DB-624 ID: 0.53 (mm)

LAB FILE ID: RRF2 =LLO002HV RRF5 =LLO005HV
RRF10 =LLO010HV RRF20 =LLO020HV RRF30 =LLO030HV

COMPOUND	RRF2	RRF5	RRF10	RRF20	RRF30	$\overline{RRF}$	% RSD
Dichlorodifluoromethane *	0.468	0.462	0.462	0.459	0.428	0.456	3.5*
Chloromethane *	0.226	0.229	0.222	0.212	0.209	0.220	3.9*
Vinyl Chloride *	0.256	0.265	0.263	0.262	0.248	0.259	2.7*
Bromomethane *	0.223	0.213	0.198	0.188	0.173	0.199	10.0*
Chloroethane *	0.168	0.156	0.156	0.119	0.095	0.139	22.1*
Trichlorofluoromethane *	0.613	0.603	0.612	0.579	0.520	0.585	6.7*
Acetone *	0.042	0.034	0.036	0.040	0.036	0.038	9.1*
1,1-Dichloroethene *	0.275	0.278	0.275	0.274	0.255	0.271	3.4*
trans-1,2-Dichloroethene *	0.310	0.306	0.301	0.300	0.289	0.301	2.6*
Carbon Disulfide *	0.829	0.810	0.818	0.797	0.750	0.801	3.8*
Methylene Chloride *	0.281	0.279	0.278	0.277	0.267	0.276	1.9*
Methyl-t-Butyl Ether *	0.642	0.631	0.612	0.632	0.599	0.623	2.8*
1,1-Dichloroethane *	0.516	0.509	0.493	0.494	0.465	0.495	3.9*
cis-1,2-Dichloroethene *	0.320	0.319	0.314	0.304	0.293	0.310	3.7*
2-Butanone *	0.016	0.016	0.014	0.018	0.017	0.016	8.3*
2,2-Dichloropropane *	0.543	0.536	0.519	0.489	0.462	0.510	6.6*
Chloroform *	0.666	0.632	0.632	0.606	0.573	0.622	5.6*
Bromochloromethane *	0.202	0.211	0.205	0.203	0.196	0.203	2.7*
1,1,1-Trichloroethane *	0.567	0.559	0.568	0.544	0.528	0.553	3.1*
1,1-Dichloropropene *	0.514	0.500	0.489	0.472	0.446	0.484	5.5*
Carbon Tetrachloride *	0.549	0.553	0.551	0.532	0.505	0.538	3.8*
1,2-Dichloroethane *	0.341	0.344	0.346	0.343	0.316	0.338	3.8*
Benzene *	0.975	0.967	0.952	0.929	0.899	0.944	3.3*
Trichloroethene *	0.390	0.383	0.380	0.369	0.359	0.376	3.3*
1,2-Dichloropropane *	0.339	0.349	0.340	0.335	0.319	0.336	3.3*
Bromodichloromethane *	0.587	0.605	0.603	0.596	0.561	0.590	3.0*
Dibromomethane *	0.298	0.292	0.287	0.288	0.276	0.288	2.8*
4-Methyl-2-Pentanone *	0.210	0.189	0.196	0.219	0.210	0.205	5.9*
cis-1,3-Dichloropropene *	0.501	0.519	0.527	0.526	0.496	0.514	2.8*
Toluene *	0.615	0.646	0.635	0.632	0.607	0.627	2.5*
trans-1,3-Dichloropropene *	0.414	0.432	0.431	0.449	0.420	0.429	3.1*
1,1,2-Trichloroethane *	0.265	0.263	0.259	0.261	0.248	0.259	2.6*
2-Hexanone *	0.084	0.104	0.115	0.132	0.136	0.114	18.7*
1,3-Dichloropropane *	0.523	0.517	0.503	0.512	0.486	0.508	2.8*
Tetrachloroethene *	0.500	0.501	0.502	0.494	0.478	0.495	2.0*
1,4-Dioxane *	0.001	0.001	0.000	0.000	0.001	0.001	44.8*
Tetrahydrofuran *	0.053	0.048	0.046	0.051	0.046	0.049	5.7*

* Compounds with required minimum RRF and maximim %RSD values.
All other compounds must meet a minimim RRF of 0.010.

6A
VOLATILE ORGANICS INITIAL CALIBRATION DATA

Lab Name: ITS ENVIRONMENTAL Contract: 98011

Lab Code: INCHVT Case No.: 98011 SAS No.: SDG No.: 68675

Instrument ID: L Calibration Date(s): 02/20/98 02/20/98

Heated Purge: (Y/N) N Calibration Time(s): 0755 1038

GC Column: DB-624 ID: 0.53 (mm)

LAB FILE ID: RRF2 =LLO002HV RRF5 =LLO005HV
RRF10 =LLO010HV RRF20 =LLO020HV RRF30 =LLO030HV

COMPOUND	RRF2	RRF5	RRF10	RRF20	RRF30	$\overline{RRF}$	% RSD
Dibromochloromethane *	0.644	0.629	0.626	0.651	0.625	0.635	1.9*
1,2-Dibromoethane *	0.484	0.484	0.488	0.501	0.483	0.488	1.6*
Chlorobenzene *	0.944	0.927	0.930	0.918	0.885	0.921	2.4*
1,1,1,2-Tetrachloroethane *	0.538	0.530	0.528	0.528	0.511	0.527	1.9*
Ethylbenzene *	1.633	1.655	1.637	1.605	1.536	1.613	2.9*
Xylene (total) *	0.553	0.589	0.582	0.582	0.559	0.573	2.8*
Styrene *	0.869	0.911	0.923	0.926	0.892	0.904	2.6*
Bromoform *	0.407	0.435	0.441	0.466	0.448	0.439	4.9*
Isopropylbenzene *	1.617	1.648	1.647	1.625	1.545	1.616	2.6*
1,1,2,2-Tetrachloroethane *	0.594	0.590	0.571	0.598	0.548	0.580	3.6*
1,2,3-Trichloropropane *	0.423	0.397	0.396	0.414	0.385	0.403	3.8*
Bromobenzene *	0.576	0.602	0.598	0.604	0.583	0.593	2.1*
n-Propylbenzene *	0.420	0.444	0.451	0.445	0.432	0.438	2.8*
2-Chlorotoluene *	0.443	0.451	0.449	0.443	0.430	0.443	1.9*
1,3,5-Trimethylbenzene *	1.200	1.236	1.230	1.196	1.148	1.202	2.9*
4-Chlorotoluene *	0.410	0.438	0.424	0.431	0.414	0.423	2.7*
tert-Butylbenzene *	1.396	1.424	1.420	1.404	1.327	1.394	2.8*
1,2,4-Trimethylbenzene *	1.236	1.242	1.254	1.240	1.174	1.229	2.6*
sec-Butylbenzene *	1.794	1.815	1.809	1.785	1.694	1.779	2.8*
p-Isopropyltoluene *	1.416	1.456	1.461	1.424	1.348	1.421	3.2*
1,3-Dichlorobenzene *	0.994	1.016	0.986	0.984	0.936	0.983	3.0*
1,4-Dichlorobenzene *	1.028	1.004	0.996	0.994	0.950	0.994	2.8*
n-Butylbenzene *	0.308	0.322	0.326	0.317	0.300	0.315	3.4*
1,2-Dichlorobenzene *	0.878	0.871	0.844	0.830	0.792	0.843	4.1*
1,2-Dibromo-3-Chloropropane *	0.140	0.116	0.108	0.117	0.112	0.119	10.4*
1,2,4-Trichlorobenzene *	0.600	0.605	0.604	0.607	0.587	0.601	1.4*
Hexachlorobutadiene *	0.360	0.351	0.351	0.349	0.336	0.349	2.4*
Naphthalene *	1.033	1.038	1.006	1.082	1.009	1.034	2.9*
1,2,3-Trichlorobenzene *	0.600	0.605	0.604	0.607	0.587	0.601	1.4*
1,2-Dichloroethane-d4 *	0.305	0.313	0.298	0.293	0.289	0.300	3.2*
Bromofluorobenzene *	0.749	0.758	0.760	0.753	0.742	0.752	1.0*
1,2-Dichlorobenzene-d4 *	0.538	0.553	0.553	0.550	0.547	0.548	1.1*

* Compounds with required minimum RRF and maximim %RSD values.
All other compounds must meet a minimim RRF of 0.010.

FORM 3
WATER VOLATILE LAB CONTROL SAMPLE

Lab Name: ITS ENVIRONMENTAL Contract: 98011

Lab Code: INCHVT Case No.: 98011 SAS No.: SDG No.: 68675

Matrix Spike - Sample No.: LLOICVLCS

COMPOUND	SPIKE ADDED (ug/L)	SAMPLE CONCENTRATION (ug/L)	LCS CONCENTRATION (ug/L)	LCS % REC #	QC. LIMITS REC.
m- & p-Xylene	20		19	95	60-140
o-Xylene	10		9.4	94	60-140
Dichlorodifluoromethane	10		10	100	60-140
Chloromethane	10		10	100	60-140
Vinyl Chloride	10		9.7	97	60-140
Bromomethane	10		10	100	60-140
Chloroethane	10		10	100	60-140
Trichlorofluoromethane	10		9 8	98	60-140
Acetone	50		34	68	60-140
1,1-Dichloroethene	10		9.4	94	60-140
trans-1,2-Dichloroethen	10		9.9	99	60-140
Carbon Disulfide	10		9.9	99	60-140
Methylene Chloride	10		11	110	60-140
Methyl-t-Butyl Ether	10		12	120	60-140
1,1-Dichloroethane	10		10	100	60-140
cis-1,2-Dichloroethene	10		10	100	60-140
2-Butanone	50		34	68	60-140
2,2-Dichloropropane	10		9.6	96	60-140
Chloroform	10		12	120	60-140
Bromochloromethane	10		11	110	60-140
1,1,1-Trichloroethane	10		10	100	60-140
1,1-Dichloropropene	10		9.7	97	60-140
Carbon Tetrachloride	10		10	100	60-140
1,2-Dichloroethane	10		11	110	60-140
Benzene	10		10	100	60-140
Trichloroethene	10		10	100	60-140
1,2-Dichloropropane	10		10	100	60-140
Bromodichloromethane	10		11	110	60-140

Column to be used to flag recovery and RPD values with an asterisk

* Values outside of QC limits

COMMENTS: _____

FORM 3
WATER VOLATILE LAB CONTROL SAMPLE

Lab Name: ITS ENVIRONMENTAL Contract: 98011

Lab Code: INCHVT Case No.: 98011 SAS No.: SDG No.: 68675

Matrix Spike - Sample No.: LLOICVLCS

COMPOUND	SPIKE ADDED (ug/L)	SAMPLE CONCENTRATION (ug/L)	LCS CONCENTRATION (ug/L)	LCS % REC #	QC. LIMITS REC.
Dibromomethane	10		12	120	60-140
4-Methyl-2-Pentanone	50		29	58*	60-140
cis-1,3-Dichloropropene	10		10	100	60-140
Toluene	10		10	100	60-140
trans-1,3-Dichloroprope	10		11	110	60-140
1,1,2-Trichloroethane	10		11	110	60-140
2-Hexanone	50		27	54*	60-140
1,3-Dichloropropane	10		11	110	60-140
Tetrachloroethene	10		9.5	95	60-140
1,4-Dioxane	500		520	104	60-140
Tetrahydrofuran	500		320	64	60-140
Dibromochloromethane	10		11	110	60-140
1,2-Dibromoethane	10		11	110	60-140
Chlorobenzene	10		10	100	60-140
1,1,1,2-Tetrachloroetha	10		11	110	60-140
Ethylbenzene	10		9.6	96	60-140
Xylene (total)	30		29	97	60-140
Styrene	10		9.9	99	60-140
Bromoform	10		11	110	60-140
Isopropylbenzene	10		9.4	94	60-140
1,1,2,2-Tetrachloroetha	10		12	120	60-140
1,2,3-Trichloropropane	10		12	120	60-140
Bromobenzene	10		9.8	98	60-140
n-Propylbenzene	10		9.2	92	60-140
2-Chlorotoluene	10		9.3	93	60-140
1,3,5-Trimethylbenzene	10		9.3	93	60-140
4-Chlorotoluene	10		9.7	97	60-140
tert-Butylbenzene	10		9.1	91	60-140

Column to be used to flag recovery and RPD values with an asterisk

* Values outside of QC limits

COMMENTS: _____

FORM 3
WATER VOLATILE LAB CONTROL SAMPLE

Lab Name: ITS ENVIRONMENTAL Contract: 98011

Lab Code: INCHVT Case No.: 98011 SAS No.: SDG No.: 68675

Matrix Spike - Sample No.: LLOICVLCS

COMPOUND	SPIKE ADDED (ug/L)	SAMPLE CONCENTRATION (ug/L)	LCS CONCENTRATION (ug/L)	LCS % REC #	QC. LIMITS REC.
1,2,4-Trimethylbenzene	10		8.9	89	60-140
sec-Butylbenzene	10		8.3	83	60-140
p-Isopropyltoluene	10		8.9	89	60-140
1,3-Dichlorobenzene	10		9.4	94	60-140
1,4-Dichlorobenzene	10		10	100	60-140
n-Butylbenzene	10		8.9	89	60-140
1,2-Dichlorobenzene	10		10	100	60-140
1,2-Dibromo-3-Chloropro	10		13	130	60-140
1,2,4-Trichlorobenzene	10		8.8	88	60-140
Hexachlorobutadiene	10		7.8	78	60-140
Naphthalene	10		11	110	60-140
1,2,3-Trichlorobenzene	10		8.8	88	60-140

Column to be used to flag recovery and RPD values with an asterisk

* Values outside of QC limits

RPD: 0 out of 0 outside limits
Spike Recovery: 2 out of 68 outside limits

COMMENTS: _____

FORM 1
VOLATILE ORGANICS ANALYSIS DATA SHEET

CLIENT SAMPLE NO.

LLOICVLCS

Lab Name: ITS ENVIRONMENTAL Contract: 98011

Lab Code: INCHVT Case No.: 98011 SAS No.: SDG No.: 68675

Matrix: (soil/water) WATER Lab Sample ID: LLOICVLCS

Sample wt/vol: 5.000 (g/mL) ML Lab File ID: LLO010QV

Level: (low/med) LOW Date Received: _____

% Moisture: not dec. _____ Date Analyzed: 02/20/98

GC Column: DB-624 ID: 0.53 (mm) Dilution Factor: 1.0

Soil Extract Volume:_____(uL) Soil Aliquot Volume: _____(uL)

CAS NO.	COMPOUND	CONCENTRATION UNITS: (ug/L or ug/Kg) UG/L	Q
75-71-8	Dichlorodifluoromethane	10	
74-87-3	Chloromethane	10	
75-01-4	Vinyl Chloride	9.7	
74-83-9	Bromomethane	10	
75-00-3	Chloroethane	10	
75-69-4	Trichlorofluoromethane	9.8	
67-64-1	Acetone	34	
75-35-4	1,1-Dichloroethene	9.4	
156-60-5	trans-1,2-Dichloroethene	9.9	
75-15-0	Carbon Disulfide	9.9	
75-09-2	Methylene Chloride	11	
1634-04-4	Methyl-t-Butyl Ether	12	
75-34-3	1,1-Dichloroethane	10	
156-59-2	cis-1,2-Dichloroethene	10	
78-93-3	2-Butanone	34	
590-20-7	2,2-Dichloropropane	9.6	
67-66-3	Chloroform	12	
74-97-5	Bromochloromethane	11	
71-55-6	1,1,1-Trichloroethane	10	
563-58-6	1,1-Dichloropropene	9.7	
56-23-5	Carbon Tetrachloride	10	
107-06-2	1,2-Dichloroethane	11	
71-43-2	Benzene	10	
79-01-6	Trichloroethene	10	
78-87-5	1,2-Dichloropropane	10	
75-27-4	Bromodichloromethane	11	
74-95-3	Dibromomethane	12	
108-10-1	4-Methyl-2-Pentanone	29	
10061-01-5	cis-1,3-Dichloropropene	10	
108-88-3	Toluene	10	
10061-02-6	trans-1,3-Dichloropropene	11	
79-00-5	1,1,2-Trichloroethane	11	
591-78-6	2-Hexanone	27	

FORM 1
VOLATILE ORGANICS ANALYSIS DATA SHEET

CLIENT SAMPLE NO.

LLOICVLCS

Lab Name: ITS ENVIRONMENTAL Contract: 98011

Lab Code: INCHVT Case No.: 98011 SAS No.: SDG No.: 68675

Matrix: (soil/water) WATER Lab Sample ID: LLOICVLCS

Sample wt/vol: 5.000 (g/mL) ML Lab File ID: LLO010QV

Level: (low/med) LOW Date Received: _____

% Moisture: not dec. _____ Date Analyzed: 02/20/98

GC Column: DB-624 ID: 0.53 (mm) Dilution Factor: 1.0

Soil Extract Volume:_____(uL) Soil Aliquot Volume: _____(uL)

CAS NO.	COMPOUND	CONCENTRATION UNITS: (ug/L or ug/Kg) UG/L	Q
142-28-9	1,3-Dichloropropane	11	
127-18-4	Tetrachloroethene	9.5	
123-91-1	1,4-Dioxane	520	
109-99-9	Tetrahydrofuran	320	
124-48-1	Dibromochloromethane	11	
106-93-4	1,2-Dibromoethane	11	
108-90-7	Chlorobenzene	10	
630-20-6	1,1,1,2-Tetrachloroethane	11	
100-41-4	Ethylbenzene	9.6	
1330-20-7	Xylene (total)	29	
100-42-5	Styrene	9.9	
75-25-2	Bromoform	11	
98-82-8	Isopropylbenzene	9.4	
79-34-5	1,1,2,2-Tetrachloroethane	12	
96-18-4	1,2,3-Trichloropropane	12	
108-86-1	Bromobenzene	9.8	
103-65-1	n-Propylbenzene	9.2	
95-49-8	2-Chlorotoluene	9.3	
108-67-8	1,3,5-Trimethylbenzene	9.3	
106-43-4	4-Chlorotoluene	9.7	
98-06-6	tert-Butylbenzene	9.1	
95-63-6	1,2,4-Trimethylbenzene	8.9	
135-98-8	sec-Butylbenzene	8.3	
99-87-6	p-Isopropyltoluene	8.9	
541-73-1	1,3-Dichlorobenzene	9.4	
106-46-7	1,4-Dichlorobenzene	10	
104-51-8	n-Butylbenzene	8.9	
95-50-1	1,2-Dichlorobenzene	10	
96-12-8	1,2-Dibromo-3-Chloropropane	13	
120-82-1	1,2,4-Trichlorobenzene	8.8	
87-68-3	Hexachlorobutadiene	7.8	
91-20-3	Naphthalene	11	
87-61-6	1,2,3-Trichlorobenzene	8.8	

FORM 7
VOLATILE CONTINUING CALIBRATION CHECK

Lab Name: ITS ENVIRONMENTAL Contract: 98011

Lab Code: INCHVT Case No.: 98011 SAS No.: SDG No.: 68675

Instrument ID: L Calibration Date: 03/25/98 Time: 2133

Lab File ID: LLO010BHV Init. Calib. Date(s): 02/20/98 02/20/98

Heated Purge: (Y/N) N Init. Calib. Times: 0755 1038

GC Column: DB-624 ID: 0.53 (mm)

COMPOUND	$\overline{RRF}$	RRF10	MIN RRF	%D	MAX %D
Dichlorodifluoromethane	0.456	0.468	0.05	-2.6	30.0
Chloromethane	0.220	0.202	0.192	8.2	30.0
Vinyl Chloride	0.259	0.239	0.05	7.7	30.0
Bromomethane	0.199	0.170	0.05	14.6	30.0
Chloroethane	0.139	0.109	0.05	21.6	30.0
Trichlorofluoromethane	0.585	0.603	0.05	-3.1	30.0
Acetone	0.038	0.040	0.02	-5.3	30.0
1,1-Dichloroethene	0.271	0.265	0.05	2.2	30.0
trans-1,2-Dichloroethene	0.301	0.292	0.05	3.0	30.0
Carbon Disulfide	0.801	0.746	0.05	6.9	30.0
Methylene Chloride	0.276	0.261	0.05	5.4	30.0
Methyl-t-Butyl Ether	0.623	0.608	0.05	2.4	30.0
1,1-Dichloroethane	0.495	0.479	0.3	3.2	30.0
cis-1,2-Dichloroethene	0.310	0.302	0.05	2.6	30.0
2-Butanone	0.016	0.018	0.02	-12.5	30.0
2,2-Dichloropropane	0.510	0.538	0.05	-5.5	30.0
Chloroform	0.622	0.610	0.05	1.9	30.0
Bromochloromethane	0.203	0.200	0.05	1.5	30.0
1,1,1-Trichloroethane	0.553	0.561	0.05	-1.4	30.0
1,1-Dichloropropene	0.484	0.475	0.05	1.8	30.0
Carbon Tetrachloride	0.538	0.546	0.05	-1.5	30.0
1,2-Dichloroethane	0.338	0.346	0.05	-2.4	30.0
Benzene	0.944	0.919	0.05	2.6	30.0
Trichloroethene	0.376	0.377	0.05	-0.3	30.0
1,2-Dichloropropane	0.336	0.317	0.05	5.6	30.0
Bromodichloromethane	0.590	0.594	0.05	-0.7	30.0
Dibromomethane	0.288	0.290	0.05	-0.7	30.0
4-Methyl-2-Pentanone	0.205	0.194	0.02	5.4	30.0
cis-1,3-Dichloropropene	0.514	0.508	0.05	1.2	30.0
Toluene	0.627	0.615	0.05	1.9	30.0
trans-1,3-Dichloropropene	0.429	0.431	0.05	-0.5	30.0
1,1,2-Trichloroethane	0.259	0.257	0.05	0.8	30.0
2-Hexanone	0.114	0.101	0.02	11.4	30.0
1,3-Dichloropropane	0.508	0.495	0.05	2.6	30.0
Tetrachloroethene	0.495	0.518	0.05	-4.6	30.0
1,4-Dioxane	0.001	0.001	0.05	0.0	30.0
Tetrahydrofuran	0.049	0.048	0.05	2.0	30.0

FORM 7
VOLATILE CONTINUING CALIBRATION CHECK

Lab Name: ITS ENVIRONMENTAL Contract: 98011

Lab Code: INCHVT Case No.: 98011 SAS No.: SDG No.: 68675

Instrument ID: L Calibration Date: 03/25/98 Time: 2133

Lab File ID: LLO010BHV Init. Calib. Date(s): 02/20/98 02/20/98

Heated Purge: (Y/N) N Init. Calib. Times: 0755 1038

GC Column: DB-624 ID: 0.53 (mm)

COMPOUND	$\overline{RRF}$	RRF10	MIN RRF	%D	MAX %D
Dibromochloromethane	0.635	0.622	0.05	2.0	30.0
1,2-Dibromoethane	0.488	0.502	0.05	-2.9	30.0
Chlorobenzene	0.921	0.914	0.3	0.8	30.0
1,1,1,2-Tetrachloroethane	0.527	0.538	0.05	-2.1	30.0
Ethylbenzene	1.613	1.611	0.05	0.1	30.0
Xylene (total)	0.573	0.563	0.05	1.7	30.0
Styrene	0.904	0.918	0.05	-1.5	30.0
Bromoform	0.439	0.454	0.25	-3.4	30.0
Isopropylbenzene	1.616	1.652	0.05	-2.2	30.0
1,1,2,2-Tetrachloroethane	0.580	0.595	0.3	-2.6	30.0
1,2,3-Trichloropropane	0.403	0.410	0.05	-1.7	30.0
Bromobenzene	0.593	0.608	0.05	-2.5	30.0
n-Propylbenzene	0.438	0.451	0.05	-3.0	30.0
2-Chlorotoluene	0.443	0.431	0.05	2.7	30.0
1,3,5-Trimethylbenzene	1.202	1.252	0.05	-4.2	30.0
4-Chlorotoluene	0.423	0.427	0.05	-0.9	30.0
tert-Butylbenzene	1.394	1.447	0.05	-3.8	30.0
1,2,4-Trimethylbenzene	1.229	1.201	0.05	2.3	30.0
sec-Butylbenzene	1.779	1.799	0.05	-1.1	30.0
p-Isopropyltoluene	1.421	1.517	0.05	-6.8	30.0
1,3-Dichlorobenzene	0.983	0.980	0.05	0.3	30.0
1,4-Dichlorobenzene	0.994	1.042	0.05	-4.8	30.0
n-Butylbenzene	0.315	0.345	0.05	-9.5	30.0
1,2-Dichlorobenzene	0.843	0.888	0.05	-5.3	30.0
1,2-Dibromo-3-Chloropropane	0.119	0.118	0.02	0.8	30.0
1,2,4-Trichlorobenzene	0.601	0.638	0.05	-6.2	30.0
Hexachlorobutadiene	0.349	0.377	0.05	-8.0	30.0
Naphthalene	1.034	1.090	0.05	-5.4	30.0
1,2,3-Trichlorobenzene	0.601	0.575	0.05	4.3	30.0
1,2-Dichloroethane-d4	0.300	0.312	0.05	-4.0	30.0
Bromofluorobenzene	0.752	0.794	0.05	-5.6	30.0
1,2-Dichlorobenzene-d4	0.548	0.593	0.05	-8.2	30.0

FORM 7
VOLATILE CONTINUING CALIBRATION CHECK

Lab Name: ITS ENVIRONMENTAL Contract: 98011

Lab Code: INCHVT Case No.: 98011 SAS No.: SDG No.: 68675

Instrument ID: L Calibration Date: 03/31/98 Time: 1934

Lab File ID: LL0010CHV Init. Calib. Date(s): 02/20/98 02/20/98

Heated Purge: (Y/N) N Init. Calib. Times: 0755 1038

GC Column: DB-624 ID: 0.53 (mm)

COMPOUND	$\overline{RRF}$	RRF10	MIN RRF	%D	MAX %D
Dichlorodifluoromethane	0.456	0.478	0.05	-4.8	30.0
Chloromethane	0.220	0.207	0.192	5.9	30.0
Vinyl Chloride	0.259	0.247	0.05	4.6	30.0
Bromomethane	0.199	0.157	0.05	21.1	30.0
Chloroethane	0.139	0.115	0.05	17.3	30.0
Trichlorofluoromethane	0.585	0.610	0.05	-4.3	30.0
Acetone	0.038	0.044	0.02	-15.8	30.0
1,1-Dichloroethene	0.271	0.269	0.05	0.7	30.0
trans-1,2-Dichloroethene	0.301	0.298	0.05	1.0	30.0
Carbon Disulfide	0.801	0.774	0.05	3.4	30.0
Methylene Chloride	0.276	0.273	0.05	1.1	30.0
Methyl-t-Butyl Ether	0.623	0.641	0.05	-2.9	30.0
1,1-Dichloroethane	0.495	0.495	0.3	0.0	30.0
cis-1,2-Dichloroethene	0.310	0.306	0.05	1.3	30.0
2-Butanone	0.016	0.017	0.02	-6.2	30.0
2,2-Dichloropropane	0.510	0.551	0.05	-8.0	30.0
Chloroform	0.622	0.626	0.05	-0.6	30.0
Bromochloromethane	0.203	0.204	0.05	-0.5	30.0
1,1,1-Trichloroethane	0.553	0.574	0.05	-3.8	30.0
1,1-Dichloropropene	0.484	0.493	0.05	-1.8	30.0
Carbon Tetrachloride	0.538	0.566	0.05	-5.2	30.0
1,2-Dichloroethane	0.338	0.366	0.05	-8.3	30.0
Benzene	0.944	0.939	0.05	0.5	30.0
Trichloroethene	0.376	0.389	0.05	-3.4	30.0
1,2-Dichloropropane	0.336	0.334	0.05	0.6	30.0
Bromodichloromethane	0.590	0.616	0.05	-4.4	30.0
Dibromomethane	0.288	0.295	0.05	-2.4	30.0
4-Methyl-2-Pentanone	0.205	0.209	0.02	-2.0	30.0
cis-1,3-Dichloropropene	0.514	0.520	0.05	-1.2	30.0
Toluene	0.627	0.637	0.05	-1.6	30.0
trans-1,3-Dichloropropene	0.429	0.449	0.05	-4.7	30.0
1,1,2-Trichloroethane	0.259	0.267	0.05	-3.1	30.0
2-Hexanone	0.114	0.122	0.02	-7.0	30.0
1,3-Dichloropropane	0.508	0.531	0.05	-4.5	30.0
Tetrachloroethene	0.495	0.525	0.05	-6.1	30.0
1,4-Dioxane	0.001	0.001	0.05	0.0	30.0
Tetrahydrofuran	0.049	0.053	0.05	-8.2	30.0

FORM 7
VOLATILE CONTINUING CALIBRATION CHECK

Lab Name: ITS ENVIRONMENTAL Contract: 98011

Lab Code: INCHVT Case No.: 98011 SAS No.: SDG No.: 68675

Instrument ID: L Calibration Date: 03/31/98 Time: 1934

Lab File ID: LLO010CHV Init. Calib. Date(s): 02/20/98 02/20/98

Heated Purge: (Y/N) N Init. Calib. Times: 0755 1038

GC Column: DB-624 ID: 0.53 (mm)

COMPOUND	$\overline{RRF}$	RRF10	MIN RRF	%D	MAX %D
Dibromochloromethane	0.635	0.649	0.05	-2.2	30.0
1,2-Dibromoethane	0.488	0.524	0.05	-7.4	30.0
Chlorobenzene	0.921	0.956	0.3	-3.8	30.0
1,1,1,2-Tetrachloroethane	0.527	0.548	0.05	-4.0	30.0
Ethylbenzene	1.613	1.610	0.05	0.2	30.0
Xylene (total)	0.573	0.573	0.05	0.0	30.0
Styrene	0.904	0.930	0.05	-2.9	30.0
Bromoform	0.439	0.479	0.25	-9.1	30.0
Isopropylbenzene	1.616	1.688	0.05	-4.4	30.0
1,1,2,2-Tetrachloroethane	0.580	0.613	0.3	-5.7	30.0
1,2,3-Trichloropropane	0.403	0.432	0.05	-7.2	30.0
Bromobenzene	0.593	0.600	0.05	-1.2	30.0
n-Propylbenzene	0.438	0.464	0.05	-5.9	30.0
2-Chlorotoluene	0.443	0.436	0.05	1.6	30.0
1,3,5-Trimethylbenzene	1.202	1.276	0.05	-6.2	30.0
4-Chlorotoluene	0.423	0.445	0.05	-5.2	30.0
tert-Butylbenzene	1.394	1.484	0.05	-6.4	30.0
1,2,4-Trimethylbenzene	1.229	1.271	0.05	-3.4	30.0
sec-Butylbenzene	1.779	1.878	0.05	-5.6	30.0
p-Isopropyltoluene	1.421	1.566	0.05	-10.2	30.0
1,3-Dichlorobenzene	0.983	1.025	0.05	-4.3	30.0
1,4-Dichlorobenzene	0.994	1.064	0.05	-7.0	30.0
n-Butylbenzene	0.315	0.352	0.05	-11.7	30.0
1,2-Dichlorobenzene	0.843	0.898	0.05	-6.5	30.0
1,2-Dibromo-3-Chloropropane	0.119	0.126	0.02	-5.9	30.0
1,2,4-Trichlorobenzene	0.601	0.649	0.05	-8.0	30.0
Hexachlorobutadiene	0.349	0.384	0.05	-10.0	30.0
Naphthalene	1.034	1.150	0.05	-11.2	30.0
1,2,3-Trichlorobenzene	0.601	0.585	0.05	2.7	30.0
1,2-Dichloroethane-d4	0.300	0.323	0.05	-7.7	30.0
Bromofluorobenzene	0.752	0.797	0.05	-6.0	30.0
1,2-Dichlorobenzene-d4	0.548	0.595	0.05	-8.6	30.0

FORM 7
VOLATILE CONTINUING CALIBRATION CHECK

Lab Name: ITS ENVIRONMENTAL Contract: 98011

Lab Code: INCHVT Case No.: 98011 SAS No.: SDG No.: 68675

Instrument ID: L Calibration Date: 04/06/98 Time: 1023

Lab File ID: LLO010D2HV Init. Calib. Date(s): 02/20/98 02/20/98

Heated Purge: (Y/N) N Init. Calib. Times: 0755 1038

GC Column: DB-624 ID: 0.53 (mm)

COMPOUND	$\overline{RRF}$	RRF10	MIN RRF	%D	MAX %D	
Dichlorodifluoromethane	0.456	0.465	0.05	-2.0	30.0	
Chloromethane	0.220	0.228	0.192	-3.6	30.0	
Vinyl Chloride	0.259	0.261	0.05	-0.8	30.0	
Bromomethane	0.199	0.211	0.05	-6.0	30.0	
Chloroethane	0.139	0.166	0.05	-19.4	30.0	
Trichlorofluoromethane	0.585	0.581	0.05	0.7	30.0	
Acetone	0.038	0.037	0.02	2.6	30.0	
1,1-Dichloroethene	0.271	0.279	0.05	-3.0	30.0	
trans-1,2-Dichloroethene	0.301	0.312	0.05	-3.6	30.0	
Carbon Disulfide	0.801	0.833	0.05	-4.0	30.0	
Methylene Chloride	0.276	0.276	0.05	0.0	30.0	
Methyl-t-Butyl Ether	0.623	0.642	0.05	-3.0	30.0	
1,1-Dichloroethane	0.495	0.489	0.3	1.2	30.0	
cis-1,2-Dichloroethene	0.310	0.313	0.05	-1.0	30.0	
2-Butanone	0.016	0.015	0.02	6.2	30.0	
2,2-Dichloropropane	0.510	0.527	0.05	-3.3	30.0	
Chloroform	0.622	0.596	0.05	4.2	30.0	
Bromochloromethane	0.203	0.201	0.05	1.0	30.0	
1,1,1-Trichloroethane	0.553	0.552	0.05	0.2	30.0	
1,1-Dichloropropene	0.484	0.477	0.05	1.4	30.0	
Carbon Tetrachloride	0.538	0.523	0.05	2.8	30.0	
1,2-Dichloroethane	0.338	0.334	0.05	1.2	30.0	
Benzene	0.944	0.950	0.05	-0.6	30.0	
Trichloroethene	0.376	0.381	0.05	-1.3	30.0	
1,2-Dichloropropane	0.336	0.331	0.05	1.5	30.0	
Bromodichloromethane	0.590	0.603	0.05	-2.2	30.0	
Dibromomethane	0.288	0.289	0.05	-0.3	30.0	
4-Methyl-2-Pentanone	0.205	0.208	0.02	-1.5	30.0	
cis-1,3-Dichloropropene	0.514	0.529	0.05	-2.9	30.0	
Toluene	0.627	0.637	0.05	-1.6	30.0	
trans-1,3-Dichloropropene	0.429	0.431	0.05	-0.5	30.0	
1,1,2-Trichloroethane	0.259	0.262	0.05	-1.2	30.0	
2-Hexanone	0.114	0.123	0.02	-7.9	30.0	
1,3-Dichloropropane	0.508	0.512	0.05	-0.8	30.0	
Tetrachloroethene	0.495	0.511	0.05	-3.2	30.0	
1,4-Dioxane	0.001		0.05	100.0	30.0	<-
Tetrahydrofuran	0.049	0.051	0.05	-4.1	30.0	

FORM 7
VOLATILE CONTINUING CALIBRATION CHECK

Lab Name: ITS ENVIRONMENTAL Contract: 98011

Lab Code: INCHVT Case No.: 98011 SAS No.: SDG No.: 68675

Instrument ID: L Calibration Date: 04/06/98 Time: 1023

Lab File ID: LLO010D2HV Init. Calib. Date(s): 02/20/98 02/20/98

Heated Purge: (Y/N) N Init. Calib. Times: 0755 1038

GC Column: DB-624 ID: 0.53 (mm)

COMPOUND	$\overline{RRF}$	RRF10	MIN RRF	%D	MAX %D
Dibromochloromethane	0.635	0.670	0.05	-5.5	30.0
1,2-Dibromoethane	0.488	0.532	0.05	-9.0	30.0
Chlorobenzene	0.921	0.978	0.3	-6.2	30.0
1,1,1,2-Tetrachloroethane	0.527	0.559	0.05	-6.1	30.0
Ethylbenzene	1.613	1.736	0.05	-7.6	30.0
Xylene (total)	0.573	0.604	0.05	-5.4	30.0
Styrene	0.904	0.977	0.05	-8.1	30.0
Bromoform	0.439	0.493	0.25	-12.3	30.0
Isopropylbenzene	1.616	1.736	0.05	-7.4	30.0
1,1,2,2-Tetrachloroethane	0.580	0.626	0.3	-7.9	30.0
1,2,3-Trichloropropane	0.403	0.437	0.05	-8.4	30.0
Bromobenzene	0.593	0.624	0.05	-5.2	30.0
n-Propylbenzene	0.438	0.468	0.05	-6.8	30.0
2-Chlorotoluene	0.443	0.441	0.05	0.4	30.0
1,3,5-Trimethylbenzene	1.202	1.299	0.05	-8.1	30.0
4-Chlorotoluene	0.423	0.436	0.05	-3.1	30.0
tert-Butylbenzene	1.394	1.478	0.05	-6.0	30.0
1,2,4-Trimethylbenzene	1.229	1.279	0.05	-4.1	30.0
sec-Butylbenzene	1.779	1.887	0.05	-6.1	30.0
p-Isopropyltoluene	1.421	1.534	0.05	-8.0	30.0
1,3-Dichlorobenzene	0.983	1.005	0.05	-2.2	30.0
1,4-Dichlorobenzene	0.994	1.076	0.05	-8.2	30.0
n-Butylbenzene	0.315	0.346	0.05	-9.8	30.0
1,2-Dichlorobenzene	0.843	0.900	0.05	-6.8	30.0
1,2-Dibromo-3-Chloropropane	0.119	0.116	0.02	2.5	30.0
1,2,4-Trichlorobenzene	0.601	0.641	0.05	-6.6	30.0
Hexachlorobutadiene	0.349	0.371	0.05	-6.3	30.0
Naphthalene	1.034	1.069	0.05	-3.4	30.0
1,2,3-Trichlorobenzene	0.601	0.561	0.05	6.6	30.0
1,2-Dichloroethane-d4	0.300	0.299	0.05	0.3	30.0
Bromofluorobenzene	0.752	0.647	0.05	14.0	30.0
1,2-Dichlorobenzene-d4	0.548	0.598	0.05	-9.1	30.0

FORM 8
VOLATILE INTERNAL STANDARD AREA AND RT SUMMARY

Lab Name: ITS ENVIRONMENTAL Contract: 98011

Lab Code: INCHVT Case No.: 98011 SAS No.: SDG No.: 68675

Lab File ID (Standard): LLO030HV Date Analyzed: 02/20/98

Instrument ID: L Time Analyzed: 1038

GC Column: DB-624 ID: 0.53 (mm) Heated Purge: (Y/N) N

		IS1(DCB) AREA #	RT #	IS2 AREA #	RT #	IS3(CBZ) AREA #	RT #
	12 HOUR STD	144318	20.13	260286	8.87	214940	14.56
	UPPER LIMIT	288636	20.63	520572	9.37	429880	15.06
	LOWER LIMIT	72159	19.63	130143	8.37	107470	14.06
	CLIENT SAMPLE NO.						
01	LLOICVLCS	76052	20.15	144088	8.86	119523	14.57
02							
03							
04							
05							
06							
07							
08							
09							
10							
11							
12							
13							
14							
15							
16							
17							
18							
19							
20							
21							
22							

IS1 (DCB) = 1,4-Dichlorobenzene-d4
IS2 = Fluorobenzene
IS3 (CBZ) = Chlorobenzene-d5

AREA UPPER LIMIT = +100% of internal standard area
AREA LOWER LIMIT = - 50% of internal standard area
RT UPPER LIMIT = + 0.50 minutes of internal standard RT
RT LOWER LIMIT = - 0.50 minutes of internal standard RT

Column used to flag values outside QC limits with an asterisk.
* Values outside of QC limits.

FORM 8
VOLATILE INTERNAL STANDARD AREA AND RT SUMMARY

Lab Name: ITS ENVIRONMENTAL Contract: 98011

Lab Code: INCHVT Case No.: 98011 SAS No.: SDG No.: 68675

Lab File ID (Standard): LLO010BHV Date Analyzed: 03/25/98

Instrument ID: L Time Analyzed: 2133

GC Column: DB-624 ID: 0.53 (mm) Heated Purge: (Y/N) N

		IS1(DCB) AREA #	RT #	IS2 AREA #	RT #	IS3(CBZ) AREA #	RT #
	12 HOUR STD	119027	20.14	212525	8.84	172656	14.55
	UPPER LIMIT	238054	20.64	425050	9.34	345312	15.05
	LOWER LIMIT	59514	19.64	106262	8.34	86328	14.05
	CLIENT SAMPLE NO.						
01	VBLKF1	107525	20.15	218062	8.86	173255	14.56
02	AL130	107808	20.15	219489	8.86	171231	14.56
03	AL131	105612	20.13	209722	8.86	167256	14.54
04	AL132	104640	20.15	211531	8.86	167909	14.56
05	0.5LLOBLCS	109205	20.15	209452	8.86	166160	14.56
06							
07							
08							
09							
10							
11							
12							
13							
14							
15							
16							
17							
18							
19							
20							
21							
22							

IS1 (DCB) = 1,4-Dichlorobenzene-d4
IS2 = Fluorobenzene
IS3 (CBZ) = Chlorobenzene-d5

AREA UPPER LIMIT = +100% of internal standard area
AREA LOWER LIMIT = - 50% of internal standard area
RT UPPER LIMIT = + 0.50 minutes of internal standard RT
RT LOWER LIMIT = - 0.50 minutes of internal standard RT

Column used to flag values outside QC limits with an asterisk.
* Values outside of QC limits.

FORM 8
VOLATILE INTERNAL STANDARD AREA AND RT SUMMARY

Lab Name: ITS ENVIRONMENTAL Contract: 98011

Lab Code: INCHVT Case No.: 98011 SAS No.: SDG No.: 68675

Lab File ID (Standard): LLO010CHV Date Analyzed: 03/31/98

Instrument ID: L Time Analyzed: 1934

GC Column: DB-624 ID: 0.53 (mm) Heated Purge: (Y/N) N

		IS1(DCB) AREA #	RT #	IS2 AREA #	RT #	IS3(CBZ) AREA #	RT #
	12 HOUR STD	119468	20.14	213683	8.88	174766	14.57
	UPPER LIMIT	238936	20.64	427366	9.38	349532	15.07
	LOWER LIMIT	59734	19.64	106842	8.38	87383	14.07
	CLIENT SAMPLE NO.						
01	MBS	115203	20.14	226991	8.86	182227	14.54
02	0.5LLOCLCS	110639	20.14	222400	8.86	173929	14.56
03	VBLKH5	110813	20.15	232447	8.86	177723	14.56
04	AL153	114532	20.13	237579	8.86	190727	14.54
05	AL154	103345	20.13	220493	8.86	173509	14.54
06	AL142	103696	20.13	219052	8.86	171176	14.56
07	AL155	104139	20.15	215913	8.84	173529	14.56
08	AL148	102892	20.15	210075	8.86	166420	14.56
09	AL162	107259	20.15	211616	8.87	174173	14.56
10	AL163	103562	20.15	213284	8.86	172834	14.56
11	AL151	102461	20.15	208288	8.87	161133	14.56
12	AL159	103475	20.15	209617	8.87	172337	14.56
13	AL141	102629	20.15	207988	8.87	166266	14.56
14	AL158	96468	20.15	206919	8.86	165621	14.57
15	AL138	101451	20.15	204743	8.86	167588	14.56
16	AL140	98891	20.15	207394	8.87	163111	14.56
17	AL141MS	112593	20.13	202380	8.86	165614	14.57
18	AL141MSD	112060	20.14	208755	8.86	169560	14.55
19							
20							
21							
22							

IS1 (DCB) = 1,4-Dichlorobenzene-d4
IS2 = Fluorobenzene
IS3 (CBZ) = Chlorobenzene-d5

AREA UPPER LIMIT = +100% of internal standard area
AREA LOWER LIMIT = - 50% of internal standard area
RT UPPER LIMIT = + 0.50 minutes of internal standard RT
RT LOWER LIMIT = - 0.50 minutes of internal standard RT

Column used to flag values outside QC limits with an asterisk.
* Values outside of QC limits.

FORM 8
VOLATILE INTERNAL STANDARD AREA AND RT SUMMARY

Lab Name: ITS ENVIRONMENTAL Contract: 98011

Lab Code: INCHVT Case No.: 98011 SAS No.: SDG No.: 68675

Lab File ID (Standard): LLO010D2HV Date Analyzed: 04/06/98

Instrument ID: L Time Analyzed: 1023

GC Column: DB-624 ID: 0.53 (mm) Heated Purge: (Y/N) N

		IS1(DCB) AREA #	RT #	IS2 AREA #	RT #	IS3(CBZ) AREA #	RT #
	12 HOUR STD	130415	20.14	263479	8.88	200522	14.57
	UPPER LIMIT	260830	20.64	526958	9.38	401044	15.07
	LOWER LIMIT	65208	19.64	131740	8.38	100261	14.07
	CLIENT SAMPLE NO.						
01	0.5LLODLCS	124241	20.14	253599	8.88	197941	14.56
02	VBLKI8	118086	20.15	255780	8.88	188677	14.57
03	AL134	107850	20.15	221459	8.87	174588	14.56
04	AL164	105304	20.15	205565	8.87	168498	14.56
05	AL146	132976	20.15	230374	8.86	192369	14.57
06	AL149	114316	20.15	208926	8.87	174789	14.56
07							
08							
09							
10							
11							
12							
13							
14							
15							
16							
17							
18							
19							
20							
21							
22							

IS1 (DCB) = 1,4-Dichlorobenzene-d4
IS2 = Fluorobenzene
IS3 (CBZ) = Chlorobenzene-d5

AREA UPPER LIMIT = +100% of internal standard area
AREA LOWER LIMIT = - 50% of internal standard area
RT UPPER LIMIT = + 0.50 minutes of internal standard RT
RT LOWER LIMIT = - 0.50 minutes of internal standard RT

Column used to flag values outside QC limits with an asterisk.
* Values outside of QC limits.

2. Sample Delivery Group No. 68755

Intertek Testing Services
Environmental Laboratories

SAMPLE DATA SUMMARY PACKAGE

CONTRACT: 98011
CASE NO: 98011
SDG NO: 68755

ITS Intertek Testing Services
Environmental Laboratories

April 29, 1998

Mr. Mike Duchesneau
Parsons Engineering Science
30 Dan Road
Canton, MA 02021

Re: Laboratory Project No. 98011
Project Name: ASH Quarterly 98
Case No.: 98011; SDG 68755

Dear Mr. Duchesneau:

Enclosed are the analytical results of samples received by ITS Environmental Laboratories on March 31, 1998. Laboratory numbers have been assigned and designated as follows:

Switch Analysis Results KCS

Lab ID	Client Sample ID	Sample Date	Sample Matrix
	Received: 03/31/98	ETR No: 68755	
354998	AL136	03/28/98	Water
354999	AL136F	03/28/98	Filtrate
355000	AL156	03/28/98	Water
355001	AL156F	03/28/98	Filtrate
355002	AL133	03/28/98	Water
355003	AL133F	03/28/98	Filtrate
355006	AL161	03/29/98	Water
355007	AL135	03/29/98	Water
355008	AL135F	03/29/98	Filtrate
355009	AL147	03/28/98	Water
355010	AL147F	03/28/98	Filtrate
355011	AL145	03/29/98	Water
355012	AL145F	03/29/98	Filtrate
355013	AL139	03/29/98	Water
355013MS	AL139MS	03/29/98	Water
355013MD	AL139MSD	03/29/98	Water
355013DP	AL139REP	03/29/98	Water
355014	AL139F	03/29/98	Filtrate
355015	AL160	03/29/98	Water
355016	AL160F	03/29/98	Filtrate
355017	VSBLK01	03/31/98	Water
355018	MBS		Liquid

Intertek Testing Services NA Inc.
55 South Park Drive Colchester, VT 05446
Telephone (802) 655-1203 Fax (802) 655-1248

The matrix spike recoveries of selenium and thallium for the sample labeled AL139 were outside the established control limit. The relative percent difference for selenium in the duplicate analysis and the selenium post spike recovery performed on the same sample were also outside the control limits. The data has been qualified accordingly.

The original volatile organic analysis of the sample labeled AL156 required a dilution analysis due to the concentration of cis-1,2-dichloroethene detected. Both the original and the dilution analysis have been submitted.

In the original volatile organic analysis of sample labeled AL161, cis-1,2-dichloroethene was detected at a level that exceeded the calibration. A dilution analysis was performed using a second sample vial. In the dilution analysis, no target analytes were detected. Using a third vial, a more concentrated analysis was performed. Again, no target analytes were detected in the third analysis. A fourth vial which was analyzed undiluted also exhibited no target analytes. The fourth analysis labeled AL161RE was analyzed one day beyond the established holding time. The original analysis and the fourth analysis have been submitted. Since four vials were labeled AL161 and typically only 3 vials were collected for each sample, it is probable that one of the vials was mislabeled.

In the volatile organic analysis, a holding or storage blank prepared with reagent water was analyzed with these samples. The data for the holding blank which was labeled VSBLK01 has been provided.

If there are any questions regarding this submittal, please contact Chris A. Ouellette at (802) 655-1203.

Sincerely,

Deborah A. Loring
Laboratory Director

DAL/cga
Enclosure

ITS Intertek Testing Services
Environmental Laboratories

55 South Park Drive
Colchester, VT 05446

Analytical Report

Parsons Engineering Science
Attn: Accounts Payable
30 Dan Road
Canton, MA 02021

Attention : Mike Duchesneau

Date : 04/29/98
ETR Number : 68755
Project No.: 98011
No. Samples: 24
Arrived : 03/31/98
P.O. Number: 73076930000

Case:98011 SDG:68755 ASH Quarterly

Standard analyses were performed in accordance with Methods for Analysis of Water and Wastes, EPA-600/4/79-020, Test Methods for Evaluating Solid Waste, SW-846, or Standard Methods for the Examination of Water and Wastewater. All results are in mg/l unless otherwise noted.

Lab No./ Method No.	Sample Description/ Parameter		Result
354998	AL136:03/28/98 @1650(Water)		
	310.1	Alkalinity (as CaCO3)	254
	300.0	Chloride	22.1
	300.0	Sulfate	128
	353.2	Nitrate/Nitrite Nitrogen	0.78
354999	AL136F:03/28/98 @1650(Filtrate)		
	9060	Total Organic Carbon	1.8
355000	AL156:03/28/98 @1600(Water)		
	310.1	Alkalinity (as CaCO3)	334
	300.0	Chloride	115
	300.0	Sulfate	458
	353.2	Nitrate/Nitrite Nitrogen	0.18
355001	AL156F:03/28/98 @1600(Filtrate)		
	9060	Total Organic Carbon	2.4
355002	AL133:03/28/98 @1130(Water)		
	310.1	Alkalinity (as CaCO3)	244
	300.0	Chloride	117
	300.0	Sulfate	218
	353.2	Nitrate/Nitrite Nitrogen	0.63
355003	AL133F:03/28/98 @1130(Filtrate)		
	9060	Total Organic Carbon	1.8
355007	AL135:03/29/98 @1300(Water)		
	310.1	Alkalinity (as CaCO3)	368
	300.0	Chloride	10.9

< Cont. Next Page >

ITS Intertek Testing Services
Environmental Laboratories

55 South Park Drive
Colchester, VT 05446

Analytical Report

Parsons Engineering Science
Attn: Accounts Payable
30 Dan Road
Canton, MA 02021

Attention : Mike Duchesneau

Date : 04/29/98
ETR Number : 68755
Project No.: 98011
No. Samples: 24
Arrived : 03/31/98
P.O. Number: 73076930000

Case:98011 SDG:68755 ASH Quarterly

Standard analyses were performed in accordance with Methods for Analysis of Water and Wastes, EPA-600/4/79-020, Test Methods for Evaluating Solid Waste, SW-846, or Standard Methods for the Examination of Water and Wastewater. All results are in mg/l unless otherwise noted.

Lab No./ Method No.	Sample Description/ Parameter	Result
355007	AL135:03/29/98 @1300(Water)	
300.0	Sulfate	140
353.2	Nitrate/Nitrite Nitrogen	0.14
355008	AL135F:03/29/98 @1300(Filtrate)	
9060	Total Organic Carbon	4.3
355009	AL147:03/28/98 @1305(Water)	
310.1	Alkalinity (as CaCO3)	276
300.0	Chloride	31.7
300.0	Sulfate	144
353.2	Nitrate/Nitrite Nitrogen	<0.01
355010	AL147F:03/28/98 @1305(Filtrate)	
9060	Total Organic Carbon	2.6
355011	AL145:03/29/98 @1155(Water)	
310.1	Alkalinity (as CaCO3)	202
300.0	Chloride	414
300.0	Sulfate	841
353.2	Nitrate/Nitrite Nitrogen	0.09
355012	AL145F:03/29/98 @1155(Filtrate)	
9060	Total Organic Carbon	7.3
355013	AL139:03/29/98 @1020(Water)	
310.1	Alkalinity (as CaCO3)	308
300.0	Chloride	13.5
300.0	Sulfate	119
353.2	Nitrate/Nitrite Nitrogen	0.69

< Cont. Next Page >

ITS Intertek Testing Services
Environmental Laboratories

55 South Park Drive
Colchester, VT 05446

Analytical Report

Parsons Engineering Science
Attn: Accounts Payable
30 Dan Road
Canton, MA 02021

Attention : Mike Duchesneau

Date : 04/29/98
ETR Number : 68755
Project No.: 98011
No. Samples: 24
Arrived : 03/31/98
P.O. Number: 73076930000

Case:98011 SDG:68755 ASH Quarterly

Standard analyses were performed in accordance with Methods for Analysis of Water and Wastes, EPA-600/4/79-020, Test Methods for Evaluating Solid Waste, SW-846, or Standard Methods for the Examination of Water and Wastewater. All results are in mg/l unless otherwise noted.

Lab No./ Method No.	Sample Description/ Parameter	Result
355014	AL139F:03/29/98 @1020(Filtrate)	
9060	Total Organic Carbon	1.9
355015	AL160:03/29/98 @1020(Water)	
310.1	Alkalinity (as CaCO3)	310
300.0	Chloride	14.3
300.0	Sulfate	121
353.2	Nitrate/Nitrite Nitrogen	0.71
355016	AL160F:03/29/98 @1020(Filtrate)	
9060	Total Organic Carbon	2.2

< Last Page > Submitted By : Aquatec Inc.

Quality Control Summary

ETR No: 68755
Project No: 98011
SDG No: 68755
Units: mg/L

Parameter	Date Analyzed	Method Preparation Blank	Laboratory Control Sample		
			Reported Value	True Value	Percent Recovery
Alkalinity (as CaCO3)	03/31/98	< 1	130	126	103.2
Alkalinity (as CaCO3)	04/01/98	< 1	132	126	104.8
Chloride by IC	04/06/98	< 0.1	5.18	5.00	103.6
Chloride by IC	04/07/98	< 0.1	4.95	5.00	99.0
Nitrate/Nitrite-Nitrogen	04/06/98	< 0.01	6.90	7.32	94.3
Sulfate by IC	04/06/98	< 0.1	10.6	10.0	106.0
Sulfate by IC	04/07/98	< 0.1	10.3	10.0	103.0
Total Organic Carbon	04/03/98	< 0.5	68.0	68.0	100.0
Total Organic Carbon	04/06/98	< 0.5	68.1	68.0	100.1

Reviewed By: JPD
Date: 4/28/98

U.S. EPA - CLP

COVER PAGE - INORGANIC ANALYSES DATA PACKAGE

Lab Name: ITS_ENVIRONMENTAL_____ Contract: 98011_____

Lab Code: INCHVT Case No.: 98011 SAS No.: _____ SDG No.:68755_

SOW No.: ILM03.0

EPA Sample No.	Lab Sample ID
_AL133_____	_355002_____
_AL135_____	_355007_____
_AL139_____	_355013_____
_AL139D_____	_355013DP_____
_AL139S_____	_355013MS_____
_AL145_____	_355011_____
_AL147_____	_355009_____
_AL160_____	_355015_____
_AL161_____	_355006_____
_____	_____
_____	_____
_____	_____
_____	_____
_____	_____
_____	_____
_____	_____
_____	_____
_____	_____
_____	_____
_____	_____

Were ICP interelement corrections applied ? Yes/No YES

Were ICP background corrections applied ? Yes/No YES
If yes - were raw data generated before application of background corrections ? Yes/No NO_

Comments:

_____

_____

_____

_____

I certify that this data package is in compliance with the terms and conditions of the contract, both technically and for completeness, for other than the conditions detailed above. Release of the data contained in this hardcopy data package and in the computer-readable data submitted on floppy diskette has been authorized by the Laboratory Manager or the Manager's designee, as verified by the following signature.

Signature: _____ Name: _____

Date: _____ Title: _____

U.S. EPA - CLP

1

INORGANIC ANALYSES DATA SHEET

EPA SAMPLE NO.

AL133

Lab Name: ITS_ENVIRONMENTAL_____ Contract: 98011_____

Lab Code: INCHVT Case No.: 98011_ SAS No.: _____ SDG No.: 68755_

Matrix (soil/water): WATER Lab Sample ID: 355002

Level (low/med): LOW__ Date Received: 03/31/98

% Solids: __0.0

Concentration Units (ug/L or mg/kg dry weight): UG/L_

CAS No.	Analyte	Concentration	C	Q	M
7429-90-5	Aluminum_	131	B		P_
7440-36-0	Antimony_	10.7	U		P_
7440-38-2	Arsenic__	5.0	U		P_
7440-39-3	Barium___	65.1	B		P_
7440-41-7	Beryllium	0.31	B		P_
7440-43-9	Cadmium__	0.70	U		P_
7440-70-2	Calcium__	176000			P_
7440-47-3	Chromium_	7.8	B		P_
7440-48-4	Cobalt___	3.7	U		P_
7440-50-8	Copper___	7.7	B		P_
7439-89-6	Iron____	582			P_
7439-92-1	Lead____	2.6	U		P_
7439-95-4	Magnesium	39900			P_
7439-96-5	Manganese	317			P_
7439-97-6	Mercury__	0.10	U		CV
7440-02-0	Nickel___	3.5	U		P_
7440-09-7	Potassium	12600			P_
7782-49-2	Selenium_	3.1	U	N*	P_
7440-22-4	Silver___	3.2	B		P_
7440-23-5	Sodium___	39500			P_
7440-28-0	Thallium_	7.0	B	N	P_
7440-62-2	Vanadium_	5.2	U		P_
7440-66-6	Zinc____	9.5	B		P_
	Cyanide__	5.0	U		AS

Color Before: COLORLESS Clarity Before: CLEAR_ Texture: _____

Color After: COLORLESS Clarity After: CLEAR_ Artifacts: _____

Comments:

U.S. EPA - CLP

1

INORGANIC ANALYSES DATA SHEET

EPA SAMPLE NO.

AL135

Lab Name: ITS_ENVIRONMENTAL_____ Contract: 98011_____

Lab Code: INCHVT Case No.: 98011_ SAS No.: _____ SDG No.: 68755_

Matrix (soil/water): WATER Lab Sample ID: 355007

Level (low/med): LOW__ Date Received: 03/31/98

% Solids: __0.0

Concentration Units (ug/L or mg/kg dry weight): UG/L_

CAS No.	Analyte	Concentration	C	Q	M
7429-90-5	Aluminum_	31.2	B		P_
7440-36-0	Antimony_	10.7	U		P_
7440-38-2	Arsenic__	5.0	U		P_
7440-39-3	Barium___	39.6	B		P_
7440-41-7	Beryllium	0.30	U		P_
7440-43-9	Cadmium__	0.70	U		P_
7440-70-2	Calcium__	161000			P_
7440-47-3	Chromium_	2.4	B		P_
7440-48-4	Cobalt___	3.7	U		P_
7440-50-8	Copper___	8.3	B		P_
7439-89-6	Iron____	186			P_
7439-92-1	Lead____	2.6	U		P_
7439-95-4	Magnesium	21900			P_
7439-96-5	Manganese	7.7	B		P_
7439-97-6	Mercury__	0.10	U		CV
7440-02-0	Nickel___	3.5	U		P_
7440-09-7	Potassium	4120	B		P_
7782-49-2	Selenium_	3.1	U	N*	P_
7440-22-4	Silver___	2.6	U		P_
7440-23-5	Sodium___	20300			P_
7440-28-0	Thallium_	6.7	U	N	P_
7440-62-2	Vanadium_	5.2	U		P_
7440-66-6	Zinc____	741			P_
	Cyanide__	5.0	U		AS

Color Before: COLORLESS Clarity Before: CLEAR_ Texture: _____

Color After: COLORLESS Clarity After: CLEAR_ Artifacts: _____

Comments:

U.S. EPA - CLP

1

INORGANIC ANALYSES DATA SHEET

EPA SAMPLE NO.

AL147

Lab Name: ITS_ENVIRONMENTAL_____ Contract: 98011_____

Lab Code: INCHVT Case No.: 98011_ SAS No.: _____ SDG No.: 68755_

Matrix (soil/water): WATER Lab Sample ID: 355009

Level (low/med): LOW__ Date Received: 03/31/98

% Solids: __0.0

Concentration Units (ug/L or mg/kg dry weight): UG/L_

CAS No.	Analyte	Concentration	C	Q	M
7429-90-5	Aluminum_	104	B		P_
7440-36-0	Antimony_	10.7	U		P_
7440-38-2	Arsenic__	5.0	U		P_
7440-39-3	Barium___	57.0	B		P_
7440-41-7	Beryllium	0.30	U		P_
7440-43-9	Cadmium__	0.70	U		P_
7440-70-2	Calcium__	155000			P_
7440-47-3	Chromium_	3.3	B		P_
7440-48-4	Cobalt___	3.7	U		P_
7440-50-8	Copper___	4.7	B		P_
7439-89-6	Iron____	284			P_
7439-92-1	Lead____	2.6	U		P_
7439-95-4	Magnesium	19000			P_
7439-96-5	Manganese	23.2			P_
7439-97-6	Mercury__	0.10	U		CV
7440-02-0	Nickel___	3.5	U		P_
7440-09-7	Potassium	1000	B		P_
7782-49-2	Selenium_	3.1	U	N*	P_
7440-22-4	Silver___	2.6	U		P_
7440-23-5	Sodium___	13800			P_
7440-28-0	Thallium_	6.7	U	N	P_
7440-62-2	Vanadium_	5.2	U		P_
7440-66-6	Zinc____	4.6	B		P_
	Cyanide__	5.0	U		AS

Color Before: COLORLESS Clarity Before: CLEAR_ Texture: _____

Color After: COLORLESS Clarity After: CLEAR_ Artifacts: _____

Comments:

U.S. EPA - CLP

1

INORGANIC ANALYSES DATA SHEET

EPA SAMPLE NO.

AL160

Lab Name: ITS_ENVIRONMENTAL_____ Contract: 98011_____

Lab Code: INCHVT Case No.: 98011_ SAS No.: _____ SDG No.: 68755_

Matrix (soil/water): WATER Lab Sample ID: 355015

Level (low/med): LOW__ Date Received: 03/31/98

% Solids: __0.0

Concentration Units (ug/L or mg/kg dry weight): UG/L_

CAS No.	Analyte	Concentration	C	Q	M
7429-90-5	Aluminum_	224			P_
7440-36-0	Antimony_	10.7	U		P_
7440-38-2	Arsenic__	5.0	U		P_
7440-39-3	Barium___	53.3	B		P_
7440-41-7	Beryllium	0.30	U		P_
7440-43-9	Cadmium__	0.70	U		P_
7440-70-2	Calcium__	147000			P_
7440-47-3	Chromium_	4.1	B		P_
7440-48-4	Cobalt___	3.7	U		P_
7440-50-8	Copper___	5.6	B		P_
7439-89-6	Iron_____	363			P_
7439-92-1	Lead_____	2.6	U		P_
7439-95-4	Magnesium	18400			P_
7439-96-5	Manganese	2.1	B		P_
7439-97-6	Mercury__	0.10	U		CV
7440-02-0	Nickel___	3.5	U		P_
7440-09-7	Potassium	871	B		P_
7782-49-2	Selenium_	3.1	U	N*	P_
7440-22-4	Silver___	2.6	U		P_
7440-23-5	Sodium___	19600			P_
7440-28-0	Thallium_	6.7	U	N	P_
7440-62-2	Vanadium_	5.2	U		P_
7440-66-6	Zinc_____	1.9	U		P_
	Cyanide__	5.0	U		AS

Color Before: COLORLESS Clarity Before: CLEAR_ Texture: _____

Color After: COLORLESS Clarity After: CLEAR_ Artifacts: _____

Comments:

U.S. EPA - CLP

1

INORGANIC ANALYSES DATA SHEET

EPA SAMPLE NO.

AL161

Lab Name: ITS_ENVIRONMENTAL_____ Contract: 98011_____

Lab Code: INCHVT Case No.: 98011_ SAS No.: _____ SDG No.: 68755_

Matrix (soil/water): WATER Lab Sample ID: 355006

Level (low/med): LOW__ Date Received: 03/31/98

% Solids: __0.0

Concentration Units (ug/L or mg/kg dry weight): UG/L_

CAS No.	Analyte	Concentration	C	Q	M
7429-90-5	Aluminum_	52.1	B		P_
7440-36-0	Antimony_	14.6	B		P_
7440-38-2	Arsenic__	7.3	B		P_
7440-39-3	Barium___	7.6	U		P_
7440-41-7	Beryllium	0.30	U		P_
7440-43-9	Cadmium__	1.2	B		P_
7440-70-2	Calcium__	190	U		P_
7440-47-3	Chromium_	4.1	B		P_
7440-48-4	Cobalt___	3.7	U		P_
7440-50-8	Copper___	6.6	B		P_
7439-89-6	Iron_____	84.4	B		P_
7439-92-1	Lead_____	2.6	U		P_
7439-95-4	Magnesium	197	U		P_
7439-96-5	Manganese	1.4	B		P_
7439-97-6	Mercury__	0.10	U		CV
7440-02-0	Nickel___	4.5	B		P_
7440-09-7	Potassium	239	B		P_
7782-49-2	Selenium_	3.1	U	N*	P_
7440-22-4	Silver___	6.5	B		P_
7440-23-5	Sodium___	1920	B		P_
7440-28-0	Thallium_	6.7	U	N	P_
7440-62-2	Vanadium_	6.6	B		P_
7440-66-6	Zinc_____	42.6			P_
	Cyanide__	5.0	U		AS

Color Before: COLORLESS Clarity Before: CLEAR_ Texture: _____

Color After: COLORLESS Clarity After: CLEAR_ Artifacts: _____

Comments:

U.S. EPA - CLP

2A
INITIAL AND CONTINUING CALIBRATION VERIFICATION

Lab Name: ITS_ENVIRONMENTAL_____ Contract: 98011_____

Lab Code: INCHVT Case No.: 98011_ SAS No.: _____ SDG No.: 68755_

Initial Calibration Source: VENTURES____

Continuing Calibration Source: SPEX_____

Concentration Units: ug/L

Analyte	Initial Calibration True	Initial Calibration Found	Initial Calibration %R(1)	Continuing Calibration True	Continuing Calibration Found	Continuing Calibration %R(1)	Continuing Calibration Found	Continuing Calibration %R(1)	M
Aluminum	26000.0	26150.00	100.6	30200.0	30680.00	101.6	30980.00	102.6	P
Antimony	250.0	257.50	103.0	300.0	291.90	97.3	304.80	101.6	P
Arsenic	250.0	248.10	99.2	100.0	99.77	99.8	104.60	104.6	P
Barium	500.0	488.70	97.7	200.0	193.40	96.7	195.10	97.6	P
Beryllium	500.0	499.60	99.9	100.0	98.02	98.0	99.12	99.1	P
Cadmium	500.0	474.40	94.9	100.0	92.27	92.3	93.15	93.2	P
Calcium	25000.0	25590.00	102.4	30200.0	30660.00	101.5	31160.00	103.2	P
Chromium	500.0	499.30	99.9	200.0	200.80	100.4	205.20	102.6	P
Cobalt	500.0	490.40	98.1	200.0	192.50	96.2	196.80	98.4	P
Copper	500.0	497.60	99.5	200.0	194.30	97.2	197.40	98.7	P
Iron	25500.0	26050.00	102.2	30200.0	30650.00	101.5	31070.00	102.9	P
Lead	1000.0	1012.00	101.2	400.0	394.00	98.5	400.70	100.2	P
Magnesium	25000.0	25340.00	101.4	30200.0	30810.00	102.0	31370.00	103.9	P
Manganese	500.0	490.00	98.0	200.0	193.20	96.6	196.00	98.0	P
Mercury	1.8	1.84	102.2	5.0	5.13	102.6	5.18	103.6	CV
Nickel	500.0	495.00	99.0	200.0	195.80	97.9	200.30	100.2	P
Potassium	25000.0	26400.00	105.6	30200.0	31310.00	103.7	31480.00	104.2	P
Selenium	250.0	240.40	96.2	100.0	96.67	96.7	98.09	98.1	P
Silver	500.0	490.70	98.1	100.0	97.08	97.1	100.60	100.6	P
Sodium	25000.0	25620.00	102.5	30200.0	30080.00	99.6	31140.00	103.1	P
Thallium	250.0	238.80	95.5	100.0	96.82	96.8	102.00	102.0	P
Vanadium	500.0	501.00	100.2	200.0	197.40	98.7	203.50	101.8	P
Zinc	500.0	485.40	97.1	200.0	192.20	96.1	195.90	98.0	P
Cyanide									NR

(1) Control Limits: Mercury 80-120; Other Metals 90-110; Cyanide 85-115

U.S. EPA - CLP

2A
INITIAL AND CONTINUING CALIBRATION VERIFICATION

Lab Name: ITS_ENVIRONMENTAL_____ Contract: 98011_____

Lab Code: INCHVT Case No.: 98011_ SAS No.: _____ SDG No.: 68755_

Initial Calibration Source: VENTURES____

Continuing Calibration Source: SPEX_____

Concentration Units: ug/L

Analyte	Initial Calibration True	Initial Calibration Found	Initial Calibration %R(1)	Continuing Calibration True	Continuing Calibration Found	Continuing Calibration %R(1)	Continuing Calibration Found	Continuing Calibration %R(1)	M
Aluminum	26000.0	25780.00	99.2	30200.0	30480.00	100.9	30480.00	100.9	P
Antimony	250.0	248.70	99.5	300.0	294.80	98.3	295.90	98.6	P
Arsenic	250.0	239.90	96.0	100.0	100.70	100.7	102.00	102.0	P
Barium	500.0	498.20	99.6	200.0	199.70	99.8	199.90	100.0	P
Beryllium	500.0	511.40	102.3	100.0	100.70	100.7	100.60	100.6	P
Cadmium	500.0	487.60	97.5	100.0	96.86	96.9	96.38	96.4	P
Calcium	25000.0	24940.00	99.8	30200.0	30240.00	100.1	30270.00	100.2	P
Chromium	500.0	508.10	101.6	200.0	202.40	101.2	203.00	101.5	P
Cobalt	500.0	501.40	100.3	200.0	199.20	99.6	199.40	99.7	P
Copper	500.0	510.90	102.2	200.0	203.20	101.6	204.50	102.2	P
Iron	25500.0	25620.00	100.5	30200.0	30470.00	100.9	30500.00	101.0	P
Lead	1000.0	1002.00	100.2	400.0	398.90	99.7	400.70	100.2	P
Magnesium	25000.0	24830.00	99.3	30200.0	30300.00	100.3	30300.00	100.3	P
Manganese	500.0	498.90	99.8	200.0	197.40	98.7	196.90	98.4	P
Mercury	1.8	1.84	102.2	5.0	5.12	102.4	5.23	104.6	CV
Nickel	500.0	503.10	100.6	200.0	199.20	99.6	200.40	100.2	P
Potassium	25000.0	26400.00	105.6	30200.0	31600.00	104.6	31660.00	104.8	P
Selenium	250.0	253.00	101.2	100.0	99.88	99.9	99.34	99.3	P
Silver	500.0	503.00	100.6	100.0	101.80	101.8	101.00	101.0	P
Sodium	25000.0	22910.00	91.6	30200.0	28120.00	93.1	29050.00	96.2	P
Thallium	250.0	238.30	95.3	100.0	102.50	102.5	97.71	97.7	P
Vanadium	500.0	509.70	101.9	200.0	201.50	100.8	202.10	101.0	P
Zinc	500.0	502.40	100.5	200.0	203.80	101.9	204.30	102.2	P
Cyanide									NR

(1) Control Limits: Mercury 80-120; Other Metals 90-110; Cyanide 85-115

U.S. EPA - CLP

2A
INITIAL AND CONTINUING CALIBRATION VERIFICATION

Lab Name: ITS_ENVIRONMENTAL_____ Contract: 98011_____

Lab Code: INCHVT Case No.: 98011_ SAS No.: _____ SDG No.: 68755_

Initial Calibration Source: VENTURES____

Continuing Calibration Source: SPEX_____

Concentration Units: ug/L

Analyte	Initial Calibration True	Initial Calibration Found	Initial Calibration %R(1)	Continuing Calibration True	Continuing Calibration Found	Continuing Calibration %R(1)	Continuing Calibration Found	Continuing Calibration %R(1)	M
Aluminum				30200.0	30930.00	102.4	30900.00	102.3	P
Antimony				300.0	295.30	98.4	293.60	97.9	P
Arsenic				100.0	100.70	100.7	100.30	100.3	P
Barium				200.0	193.70	96.8	193.20	96.6	P
Beryllium				100.0	99.07	99.1	98.70	98.7	P
Cadmium				100.0	92.36	92.4	92.07	92.1	P
Calcium				30200.0	31090.00	102.9	30960.00	102.5	P
Chromium				200.0	203.00	101.5	202.70	101.4	P
Cobalt				200.0	194.30	97.2	194.20	97.1	P
Copper				200.0	194.00	97.0	193.60	96.8	P
Iron				30200.0	30970.00	102.5	30890.00	102.3	P
Lead				400.0	399.10	99.8	400.10	100.0	P
Magnesium				30200.0	31250.00	103.5	31240.00	103.4	P
Manganese				200.0	195.20	97.6	194.50	97.2	P
Mercury				5.0	5.16	103.2			CV
Nickel				200.0	196.70	98.4	196.30	98.2	P
Potassium				30200.0	31120.00	103.0	30700.00	101.7	P
Selenium				100.0	99.13	99.1	101.60	101.6	P
Silver				100.0	96.55	96.6	96.63	96.6	P
Sodium				30200.0	30100.00	99.7	29790.00	98.6	P
Thallium				100.0	96.67	96.7	95.53	95.5	P
Vanadium				200.0	199.30	99.6	199.20	99.6	P
Zinc				200.0	195.10	97.6	195.00	97.5	P
Cyanide									NR

(1) Control Limits: Mercury 80-120; Other Metals 90-110; Cyanide 85-115

U.S. EPA - CLP

2A
INITIAL AND CONTINUING CALIBRATION VERIFICATION

Lab Name: ITS_ENVIRONMENTAL_____ Contract: 98011_____

Lab Code: INCHVT Case No.: 98011_ SAS No.: _____ SDG No.: 68755_

Initial Calibration Source: VENTURES____

Continuing Calibration Source: SPEX_____

Concentration Units: ug/L

Analyte	Initial Calibration True	Initial Calibration Found	Initial Calibration %R(1)	Continuing Calibration True	Continuing Calibration Found	Continuing Calibration %R(1)	Continuing Calibration Found	Continuing Calibration %R(1)	M
Aluminum				30200.0	30850.00	102.2	30900.00	102.3	P
Antimony				300.0	301.60	100.5	301.90	100.6	P
Arsenic				100.0	99.36	99.4	97.71	97.7	P
Barium				200.0	201.90	101.0	201.50	100.8	P
Beryllium				100.0	101.30	101.3	100.90	100.9	P
Cadmium				100.0	97.16	97.2	96.38	96.4	P
Calcium				30200.0	30500.00	101.0	30500.00	101.0	P
Chromium				200.0	203.60	101.8	204.00	102.0	P
Cobalt				200.0	201.30	100.6	200.00	100.0	P
Copper				200.0	208.60	104.3	207.00	103.5	P
Iron				30200.0	30850.00	102.2	30820.00	102.1	P
Lead				400.0	403.90	101.0	403.70	100.9	P
Magnesium				30200.0	30570.00	101.2	30510.00	101.0	P
Manganese				200.0	198.40	99.2	197.80	98.9	P
Mercury									NR
Nickel				200.0	204.20	102.1	202.70	101.4	P
Potassium				30200.0	31840.00	105.4	31820.00	105.4	P
Selenium				100.0	101.00	101.0			P
Silver				100.0	102.00	102.0	100.90	100.9	P
Sodium	25000.0	24360.00	97.4	30200.0	29770.00	98.6	29630.00	98.1	P
Thallium				100.0	99.19	99.2	98.31	98.3	P
Vanadium				200.0	202.50	101.2	202.70	101.4	P
Zinc				200.0	207.00	103.5	206.60	103.3	P
Cyanide									NR

(1) Control Limits: Mercury 80-120; Other Metals 90-110; Cyanide 85-115

U.S. EPA - CLP

2A
INITIAL AND CONTINUING CALIBRATION VERIFICATION

Lab Name: ITS_ENVIRONMENTAL_____ Contract: 98011_____

Lab Code: INCHVT Case No.: 98011_ SAS No.: _____ SDG No.: 68755_

Initial Calibration Source: VENTURES____

Continuing Calibration Source: SPEX_____

Concentration Units: ug/L

Analyte	Initial Calibration True	Initial Calibration Found	Initial Calibration %R(1)	Continuing Calibration True	Continuing Calibration Found	Continuing Calibration %R(1)	Continuing Calibration Found	Continuing Calibration %R(1)	M
Aluminum_									NR
Antimony_									NR
Arsenic__									NR
Barium___									NR
Beryllium									NR
Cadmium__									NR
Calcium__									NR
Chromium_									NR
Cobalt___									NR
Copper___									NR
Iron____									NR
Lead____									NR
Magnesium									NR
Manganese									NR
Mercury__									NR
Nickel___									NR
Potassium									NR
Selenium_									NR
Silver___									NR
Sodium___				30200.0	30010.00	99.4	29790.00	98.6	P_
Thallium_									NR
Vanadium_									NR
Zinc____									NR
Cyanide__									NR

(1) Control Limits: Mercury 80-120; Other Metals 90-110; Cyanide 85-115

U.S. EPA - CLP

2A
INITIAL AND CONTINUING CALIBRATION VERIFICATION

Lab Name: ITS_ENVIRONMENTAL_____ Contract: 98011_____

Lab Code: INCHVT Case No.: 98011_ SAS No.: _____ SDG No.: 68755_

Initial Calibration Source: FISHER_____

Continuing Calibration Source: FISHER_____

Concentration Units: ug/L

Analyte	Initial Calibration True	Initial Calibration Found	Initial Calibration %R(1)	Continuing Calibration True	Continuing Calibration Found	Continuing Calibration %R(1)	Continuing Calibration Found	Continuing Calibration %R(1)	M
Aluminum									NR
Antimony									NR
Arsenic									NR
Barium									NR
Beryllium									NR
Cadmium									NR
Calcium									NR
Chromium									NR
Cobalt									NR
Copper									NR
Iron									NR
Lead									NR
Magnesium									NR
Manganese									NR
Mercury									NR
Nickel									NR
Potassium									NR
Selenium									NR
Silver									NR
Sodium									NR
Thallium									NR
Vanadium									NR
Zinc									NR
Cyanide	120.0	125.50	104.6	150.0	136.00	90.7	136.00	90.7	AS

(1) Control Limits: Mercury 80-120; Other Metals 90-110; Cyanide 85-115

U.S. EPA - CLP

2A
INITIAL AND CONTINUING CALIBRATION VERIFICATION

Lab Name: ITS_ENVIRONMENTAL_____ Contract: 98011_____

Lab Code: INCHVT Case No.: 98011_ SAS No.: _____ SDG No.: 68755_

Initial Calibration Source: FISHER_____

Continuing Calibration Source: FISHER_____

Concentration Units: ug/L

Analyte	Initial Calibration True	Initial Calibration Found	Initial Calibration %R(1)	Continuing Calibration True	Continuing Calibration Found	Continuing Calibration %R(1)	Continuing Calibration Found	Continuing Calibration %R(1)	M
Aluminum									NR
Antimony									NR
Arsenic									NR
Barium									NR
Beryllium									NR
Cadmium									NR
Calcium									NR
Chromium									NR
Cobalt									NR
Copper									NR
Iron									NR
Lead									NR
Magnesium									NR
Manganese									NR
Mercury									NR
Nickel									NR
Potassium									NR
Selenium									NR
Silver									NR
Sodium									NR
Thallium									NR
Vanadium									NR
Zinc									NR
Cyanide				150.0	137.00	91.3			AS

(1) Control Limits: Mercury 80-120; Other Metals 90-110; Cyanide 85-115

U.S. EPA - CLP

2A
INITIAL AND CONTINUING CALIBRATION VERIFICATION

Lab Name: ITS_ENVIRONMENTAL_____ Contract: 98011_____

Lab Code: INCHVT Case No.: 98011_ SAS No.: _____ SDG No.: 68755_

Initial Calibration Source: FISHER_____

Continuing Calibration Source: FISHER_____

Concentration Units: ug/L

Analyte	Initial Calibration True	Initial Calibration Found	Initial Calibration %R(1)	Continuing Calibration True	Continuing Calibration Found	Continuing Calibration %R(1)	Continuing Calibration Found	Continuing Calibration %R(1)	M
Aluminum									NR
Antimony									NR
Arsenic									NR
Barium									NR
Beryllium									NR
Cadmium									NR
Calcium									NR
Chromium									NR
Cobalt									NR
Copper									NR
Iron									NR
Lead									NR
Magnesium									NR
Manganese									NR
Mercury									NR
Nickel									NR
Potassium									NR
Selenium									NR
Silver									NR
Sodium									NR
Thallium									NR
Vanadium									NR
Zinc									NR
Cyanide	120.0	123.50	102.9	150.0	129.00	86.0	128.00	85.3	AS

(1) Control Limits: Mercury 80-120; Other Metals 90-110; Cyanide 85-115

U.S. EPA - CLP

2B
CRDL STANDARD FOR AA AND ICP

Lab Name: ITS_ENVIRONMENTAL_____ Contract: 98011_____

Lab Code: INCHVT Case No.: 98011_ SAS No.: _____ SDG No.: 68755_

AA CRDL Standard Source: VENTURES____

ICP CRDL Standard Source: VENTURES____

Concentration Units: ug/L

Analyte	CRDL Standard for AA			CRDL Standard for ICP				
					Initial		Final	
	True	Found	%R	True	Found	%R	Found	%R
Aluminum				400.0	523.20	130.8	603.30	150.8
Antimony				120.0	125.00	104.2	124.80	104.0
Arsenic				20.0	23.96	119.8	23.33	116.6
Barium				400.0	382.30	95.6	381.00	95.2
Beryllium				10.0	9.95	99.5	10.04	100.4
Cadmium				10.0	9.02	90.2	9.11	91.1
Calcium				10000.0	10200.00	102.0	10390.00	103.9
Chromium				20.0	23.46	117.3	23.19	116.0
Cobalt				100.0	97.83	97.8	98.08	98.1
Copper				50.0	52.17	104.3	51.49	103.0
Iron				200.0	395.00	197.5	418.40	209.2
Lead				6.0	7.42	123.7	6.88	114.7
Magnesium				10000.0	10410.00	104.1	10630.00	106.3
Manganese				30.0	29.10	97.0	29.28	97.6
Mercury	0.2	0.15	75.0					
Nickel				80.0	78.29	97.9	78.38	98.0
Potassium				10000.0	10710.00	107.1	10450.00	104.5
Selenium				10.0	10.58	105.8	13.81	138.1
Silver				20.0	22.65	113.2	21.54	107.7
Sodium				10000.0	10720.00	107.2	10230.00	102.3
Thallium				20.0	23.81	119.0	22.12	110.6
Vanadium				100.0	102.60	102.6	102.30	102.3
Zinc				40.0	39.81	99.5	40.34	100.8

U.S. EPA - CLP

2B
CRDL STANDARD FOR AA AND ICP

Lab Name: ITS_ENVIRONMENTAL_____ Contract: 98011_____

Lab Code: INCHVT Case No.: 98011_ SAS No.: _____ SDG No.: 68755_

AA CRDL Standard Source: VENTURES____

ICP CRDL Standard Source: VENTURES____

Concentration Units: ug/L

Analyte	CRDL Standard for AA			CRDL Standard for ICP				
					Initial		Final	
	True	Found	%R	True	Found	%R	Found	%R
Aluminum								
Antimony								
Arsenic								
Barium								
Beryllium								
Cadmium								
Calcium								
Chromium								
Cobalt								
Copper								
Iron								
Lead								
Magnesium								
Manganese								
Mercury	0.2	0.19	95.0					
Nickel								
Potassium								
Selenium								
Silver								
Sodium				10000.0	9424.00	94.2	9522.00	95.2
Thallium								
Vanadium								
Zinc								

U.S. EPA - CLP

2B
CRDL STANDARD FOR AA AND ICP

Lab Name: ITS_ENVIRONMENTAL_____ Contract: 98011_____

Lab Code: INCHVT Case No.: 98011_ SAS No.: _____ SDG No.: 68755_

AA CRDL Standard Source: VENTURES____

ICP CRDL Standard Source: VENTURES____

Concentration Units: ug/L

Analyte	CRDL Standard for AA			CRDL Standard for ICP				
					Initial		Final	
	True	Found	%R	True	Found	%R	Found	%R
Aluminum				400.0	501.30	125.3	504.60	126.2
Antimony				120.0	121.10	100.9	121.60	101.3
Arsenic				20.0	22.51	112.6	19.61	98.0
Barium				400.0	394.00	98.5	399.50	99.9
Beryllium				10.0	10.12	101.2	10.31	103.1
Cadmium				10.0	10.06	100.6	10.03	100.3
Calcium				10000.0	10020.00	100.2	10160.00	101.6
Chromium				20.0	20.71	103.6	21.60	108.0
Cobalt				100.0	99.35	99.4	101.00	101.0
Copper				50.0	51.64	103.3	53.99	108.0
Iron				200.0	284.30	142.2	298.60	149.3
Lead				6.0	5.92	98.7	5.31	88.5
Magnesium				10000.0	10190.00	101.9	10320.00	103.2
Manganese				30.0	29.88	99.6	30.09	100.3
Mercury								
Nickel				80.0	80.41	100.5	82.16	102.7
Potassium				10000.0	10940.00	109.4	11000.00	110.0
Selenium				10.0	12.33	123.3	12.66	126.6
Silver				20.0	21.31	106.6	20.81	104.0
Sodium				10000.0	9721.00	97.2	9474.00	94.7
Thallium				20.0	22.90	114.5	23.60	118.0
Vanadium				100.0	102.50	102.5	105.00	105.0
Zinc				40.0	41.69	104.2	42.37	105.9

U.S. EPA - CLP

3
BLANKS

Lab Name: ITS_ENVIRONMENTAL_____ Contract: 98011_____

Lab Code: INCHVT Case No.: 98011_ SAS No.: _____ SDG No.: 68755_

Preparation Blank Matrix (soil/water): WATER

Preparation Blank Concentration Units (ug/L or mg/kg): UG/L_

Analyte	Initial Calib. Blank (ug/L)	C	Continuing Calibration Blank (ug/L) 1	C	2	C	3	C	Prepa-ration Blank	C	M
Aluminum	27.7	U	44.3	B	44.6	B	41.5	B	27.700	U	P
Antimony	10.7	U	10.7	U	11.4	B	10.7	U	10.700	U	P
Arsenic	5.0	U	5.0	U	5.9	B	5.0	U	5.000	U	P
Barium	7.6	U	7.6	U	7.6	U	7.6	U	7.600	U	P
Beryllium	0.3	U	0.3	U	0.3	U	0.3	U	0.300	U	P
Cadmium	0.7	U	0.7	U	0.7	U	0.7	U	0.700	U	P
Calcium	190.0	U	190.0	U	190.0	U	190.0	U	190.000	U	P
Chromium	2.0	U	2.0	U	2.2	B	2.0	U	2.000	U	P
Cobalt	3.7	U	3.7	U	3.7	U	3.7	U	3.700	U	P
Copper	3.4	U	3.4	U	3.6	B	3.4	U	3.400	U	P
Iron	70.8	U	70.8	U	70.8	U	70.8	U	70.800	U	P
Lead	2.6	U	2.6	U	2.6	U	2.6	U	2.600	U	P
Magnesium	197.0	U	197.0	U	197.0	U	197.0	U	197.000	U	P
Manganese	0.8	U	0.8	U	0.8	U	0.8	U	0.800	U	P
Mercury	0.1	U	0.1	U	0.1	U	0.1	U	0.100	U	CV
Nickel	3.5	U	3.5	U	3.5	U	3.5	U	3.500	U	P
Potassium	222.0	U	222.0	U	222.0	U	222.0	U	222.000	U	P
Selenium	3.1	U	3.1	U	3.1	U	3.1	U	3.100	U	P
Silver	2.6	U	3.1	B	3.6	B	2.6	U	2.600	U	P
Sodium	838.0	U	902.1	B	1039.0	B	838.0	U	838.000	U	P
Thallium	6.7	U	6.7	U	6.7	U	6.7	U	6.700	U	P
Vanadium	5.2	U	5.2	U	5.2	U	5.2	U	5.200	U	P
Zinc	1.9	U	1.9	U	1.9	U	1.9	U	2.546	B	P
Cyanide	10.0	U	10.0	U	10.0	U	10.0	U	5.000	U	AS

U.S. EPA - CLP

3
BLANKS

Lab Name: ITS_ENVIRONMENTAL_____ Contract: 98011_____

Lab Code: INCHVT Case No.: 98011_ SAS No.: _____ SDG No.: 68755_

Preparation Blank Matrix (soil/water): WATER

Preparation Blank Concentration Units (ug/L or mg/kg): UG/L_

Analyte	Initial Calib. Blank (ug/L)	C	Continuing Calibration Blank (ug/L) 1	C	2	C	3	C	Prepa-ration Blank	C	M
Aluminum			44.9	B					27.700	U	P
Antimony			10.7	U					10.700	U	P
Arsenic			5.0	U					5.000	U	P
Barium			7.6	U					7.600	U	P
Beryllium			0.3	U					0.300	U	P
Cadmium			0.7	U					0.700	U	P
Calcium			190.0	U					190.000	U	P
Chromium			2.0	U					2.000	U	P
Cobalt			3.7	U					3.700	U	P
Copper			3.4	U					3.400	U	P
Iron			70.8	U					70.800	U	P
Lead			2.6	U					2.600	U	P
Magnesium			197.0	U					197.000	U	P
Manganese			0.8	U					0.800	U	P
Mercury	0.1	U	0.1	U	0.1	U			0.100	U	CV
Nickel			3.5	U					3.500	U	P
Potassium			222.0	U					222.000	U	P
Selenium			3.1	U					3.100	U	P
Silver			2.6	U					2.600	U	P
Sodium			838.0	U					838.000	U	P
Thallium			6.7	U					6.700	U	P
Vanadium			5.2	U					5.200	U	P
Zinc			1.9	U					3.790	B	P
Cyanide	10.0	U	10.0	U	10.0	U			5.000	U	AS

U.S. EPA - CLP

3
BLANKS

Lab Name: ITS_ENVIRONMENTAL_____ Contract: 98011_____

Lab Code: INCHVT Case No.: 98011_ SAS No.: _____ SDG No.: 68755_

Preparation Blank Matrix (soil/water): _____

Preparation Blank Concentration Units (ug/L or mg/kg): _____

Analyte	Initial Calib. Blank (ug/L)	C	Continuing Calibration Blank (ug/L) 1	C	2	C	3	C	Prepa-ration Blank	C	M
Aluminum	27.7	U	27.7	U	27.7	U	27.7	U			P
Antimony	10.7	U	10.7	U	10.7	U	10.7	U			P
Arsenic	5.0	U	5.0	U	5.0	U	5.0	U			P
Barium	7.6	U	7.6	U	7.6	U	7.6	U			P
Beryllium	0.3	U	0.3	U	0.3	U	0.3	U			P
Cadmium	0.7	U	0.7	U	0.7	U	0.7	U			P
Calcium	190.0	U	190.0	U	190.0	U	190.0	U			P
Chromium	2.0	U	2.0	U	2.0	U	2.0	U			P
Cobalt	3.7	U	3.7	U	3.7	U	3.7	U			P
Copper	3.4	U	3.4	U	3.4	U	3.4	U			P
Iron	70.8	U	70.8	U	70.8	U	70.8	U			P
Lead	2.6	U	2.6	U	2.6	U	2.6	U			P
Magnesium	197.0	U	197.0	U	197.0	U	197.0	U			P
Manganese	0.8	U	0.8	U	0.8	U	0.8	U			P
Mercury											NR
Nickel	3.5	U	3.5	U	3.5	U	3.5	U			P
Potassium	222.0	U	222.0	U	222.0	U	222.0	U			P
Selenium	3.1	U	3.1	U	3.1	U	3.1	U			P
Silver	2.6	U	2.6	U	2.6	U	2.6	U			P
Sodium	838.0	U	838.0	U	838.0	U					P
Thallium	6.7	U	6.7	U	6.7	U	6.7	U			P
Vanadium	5.2	U	5.2	U	5.2	U	5.2	U			P
Zinc	1.9	U	1.9	U	1.9	U	1.9	U			P
Cyanide											NR

U.S. EPA - CLP

3
BLANKS

Lab Name: ITS_ENVIRONMENTAL_____ Contract: 98011_____

Lab Code: INCHVT Case No.: 98011_ SAS No.: _____ SDG No.: 68755_

Preparation Blank Matrix (soil/water): _____

Preparation Blank Concentration Units (ug/L or mg/kg): _____

Analyte	Initial Calib. Blank (ug/L)	C	Continuing Calibration Blank (ug/L) 1	C	2	C	3	C	Prepa-ration Blank	C	M
Aluminum			27.7	U							P
Antimony			10.7	U							P
Arsenic			5.0	U							P
Barium			7.6	U							P
Beryllium			0.3	U							P
Cadmium			0.7	U							P
Calcium			190.0	U							P
Chromium			2.0	U							P
Cobalt			3.7	U							P
Copper			3.4	U							P
Iron			70.8	U							P
Lead			2.6	U							P
Magnesium			197.0	U							P
Manganese			0.8	U							P
Mercury											NR
Nickel			3.5	U							P
Potassium			222.0	U							P
Selenium											NR
Silver			2.6	U							P
Sodium	838.0	U	838.0	U	838.0	U	838.0	U			P
Thallium			6.7	U							P
Vanadium			5.2	U							P
Zinc			1.9	U							P
Cyanide											NR

U.S. EPA - CLP

3
BLANKS

Lab Name: ITS_ENVIRONMENTAL_____ Contract: 98011_____

Lab Code: INCHVT Case No.: 98011_ SAS No.: _____ SDG No.: 68755_

Preparation Blank Matrix (soil/water): _____

Preparation Blank Concentration Units (ug/L or mg/kg): _____

Analyte	Initial Calib. Blank (ug/L)	C	Continuing Calibration Blank (ug/L) 1	C	2	C	3	C	Prepa-ration Blank	C	M
Aluminum											NR
Antimony											NR
Arsenic											NR
Barium											NR
Beryllium											NR
Cadmium											NR
Calcium											NR
Chromium											NR
Cobalt											NR
Copper											NR
Iron											NR
Lead											NR
Magnesium											NR
Manganese											NR
Mercury											NR
Nickel											NR
Potassium											NR
Selenium											NR
Silver											NR
Sodium			838.0	U							P
Thallium											NR
Vanadium											NR
Zinc											NR
Cyanide											NR

U.S. EPA - CLP

4

ICP INTERFERENCE CHECK SAMPLE

Lab Name: ITS_ENVIRONMENTAL_____ Contract: 98011_____

Lab Code: INCHVT Case No.: 98011_ SAS No: _____ SDG No.: 68755_

ICP ID Number: ICP6 TJA 61E ICS Source: VENTURES____

Concentration Units: ug/L

Analyte	True Sol. A	True Sol. AB	Initial Found Sol. A	Initial Found Sol. AB	Initial Found %R	Final Found Sol. A	Final Found Sol. AB	Final Found %R
Aluminum	500000	505420	493700	496800.0	98.3	499400	500200.0	99.0
Antimony	0	623	-19	645.2	103.6	-20	641.6	103.0
Arsenic	0	108	-5	114.3	105.8	-5	112.3	104.0
Barium	0	512	3	503.1	98.3	3	501.4	97.9
Beryllium	0	503	1	494.5	98.3	1	498.6	99.1
Cadmium	0	950	-6	931.3	98.0	-5	929.3	97.8
Calcium	500000	480060	465600	468200.0	97.5	472200	472500.0	98.4
Chromium	0	508	11	496.2	97.7	11	499.0	98.2
Cobalt	0	484	-2	472.1	97.5	-2	476.0	98.3
Copper	0	511	-22	499.8	97.8	-22	497.7	97.4
Iron	200000	202940	196100	198200.0	97.7	198400	199900.0	98.5
Lead	0	57	-1	66.8	117.2	1	67.9	119.1
Magnesium	500000	540400	521700	527300.0	97.6	532500	535300.0	99.1
Manganese	0	495	3	483.9	97.8	3	487.6	98.5
Mercury								
Nickel	0	1005	27	985.7	98.1	27	989.1	98.4
Potassium	0	0	-314	-279.6		-377	-395.7	
Selenium	0	73	5	75.0	102.7	7	77.1	105.6
Silver	0	220	-9	215.3	97.9	-10	214.5	97.5
Sodium	0	0	1759	2421.0		1664	1839.0	
Thallium	0	106	2	109.1	102.9	0	107.2	101.1
Vanadium	0	515	2	501.6	97.4	2	503.8	97.8
Zinc	0	952	2	927.7	97.4	2	939.5	98.7

U.S. EPA - CLP

4

ICP INTERFERENCE CHECK SAMPLE

Lab Name: ITS_ENVIRONMENTAL_____ Contract: 98011_____

Lab Code: INCHVT Case No.: 98011_ SAS No: _____ SDG No.: 68755_

ICP ID Number: ICP6 TJA 61E ICS Source: VENTURES____

Concentration Units: ug/L

Analyte	True Sol. A	True Sol. AB	Initial Found Sol. A	Initial Found Sol. AB	Initial Found %R	Final Found Sol. A	Final Found Sol. AB	Final Found %R
Aluminum								
Antimony								
Arsenic								
Barium								
Beryllium								
Cadmium								
Calcium								
Chromium								
Cobalt								
Copper								
Iron								
Lead								
Magnesium								
Manganese								
Mercury								
Nickel								
Potassium								
Selenium	0	42	4	46.1	109.8	5	46.8	111.4
Silver								
Sodium								
Thallium								
Vanadium								
Zinc								

U.S. EPA - CLP

4

ICP INTERFERENCE CHECK SAMPLE

Lab Name: ITS_ENVIRONMENTAL_____ Contract: 98011_____

Lab Code: INCHVT Case No.: 98011_ SAS No: _____ SDG No.: 68755_

ICP ID Number: ICP4 TJA 61E ICS Source: VENTURES____

Concentration Units: ug/L

Analyte	True Sol. A	True Sol. AB	Initial Found Sol. A	Initial Found Sol. AB	%R	Final Found Sol. A	Final Found Sol. AB	%R
Aluminum	500000	495820	491900	492000.0	99.2	500600	503100.0	101.5
Antimony	0	653	5	658.5	100.8	7	669.2	102.5
Arsenic	0	107	-7	107.2	100.2	-5	112.4	105.0
Barium	0	531	4	518.0	97.6	4	526.7	99.2
Beryllium	0	499	0	511.7	102.5	0	516.2	103.4
Cadmium	0	903	-8	964.6	106.8	-7	962.9	106.6
Calcium	500000	503500	532400	535200.0	106.3	538600	542700.0	107.8
Chromium	0	499	4	508.0	101.8	4	515.4	103.3
Cobalt	0	476	2	490.3	103.0	3	496.2	104.2
Copper	0	548	4	532.6	97.2	5	546.5	99.7
Iron	200000	193000	198400	198000.0	102.6	200600	201200.0	104.2
Lead	0	65	4	72.2	111.1	6	72.2	111.1
Magnesium	500000	498520	520300	520000.0	104.3	524500	526000.0	105.5
Manganese	0	470	0	493.4	105.0	0	496.2	105.6
Mercury								
Nickel	0	1006	2	990.1	98.4	1	1010.0	100.4
Potassium	0	0	-135	-146.9		-190	-185.6	
Selenium								
Silver	0	230	2	231.8	100.8	1	235.3	102.3
Sodium	0	0	-187	-58.6		-97	-86.8	
Thallium	0	118	6	118.8	100.7	7	120.4	102.0
Vanadium	0	508	2	517.0	101.8	2	523.3	103.0
Zinc	0	1046	16	1043.0	99.7	18	1065.0	101.8

U.S. EPA - CLP

4

ICP INTERFERENCE CHECK SAMPLE

Lab Name: ITS_ENVIRONMENTAL_____ Contract: 98011_____

Lab Code: INCHVT Case No.: 98011_ SAS No: _____ SDG No.: 68755_

ICP ID Number: ICP5 TJA 61E ICS Source: VENTURES____

Concentration Units: ug/L

Analyte	True Sol. A	True Sol. AB	Initial Found Sol. A	Initial Found Sol. AB	Initial Found %R	Final Found Sol. A	Final Found Sol. AB	Final Found %R
Aluminum								
Antimony								
Arsenic								
Barium								
Beryllium								
Cadmium								
Calcium								
Chromium								
Cobalt								
Copper								
Iron								
Lead								
Magnesium								
Manganese								
Mercury								
Nickel								
Potassium								
Selenium								
Silver								
Sodium	0	0	208	-49.7		430	65.0	
Thallium								
Vanadium								
Zinc								

U.S. EPA - CLP

5A
SPIKE SAMPLE RECOVERY

EPA SAMPLE NO.

AL139S

Lab Name: ITS_ENVIRONMENTAL_____ Contract: 98011_____

Lab Code: INCHVT Case No.: 98011_ SAS No.: _____ SDG No.: 68755_

Matrix (soil/water): WATER_ Level (low/med): LOW___

% Solids for Sample: __0.0

Concentration Units (ug/L or mg/kg dry weight): UG/L_

Analyte	Control Limit %R	Spiked Sample Result (SSR)	C	Sample Result (SR)	C	Spike Added (SA)	%R	Q	M
Aluminum	75-125	2357.0000		362.1000		2000.00	99.7		P
Antimony	75-125	510.1000		10.7000	U	500.00	102.0		P
Arsenic	75-125	42.7200		5.0000	U	40.00	106.8		P
Barium	75-125	2053.0000		52.2300	B	2000.00	100.0		P
Beryllium	75-125	53.5800		0.3000	U	50.00	107.2		P
Cadmium	75-125	50.1300		0.7000	U	50.00	100.3		P
Calcium									NR
Chromium	75-125	210.8000		2.0000	U	200.00	105.4		P
Cobalt	75-125	515.6000		3.7000	U	500.00	103.1		P
Copper	75-125	268.9000		3.4000	U	250.00	107.6		P
Iron	75-125	1442.0000		378.4000		1000.00	106.4		P
Lead	75-125	21.2000		2.6000	U	20.00	106.0		P
Magnesium									NR
Manganese	75-125	525.8000		10.5600	B	500.00	103.0		P
Mercury	75-125	1.0100		0.1000	U	1.00	101.0		CV
Nickel	75-125	520.0000		3.5000	U	500.00	104.0		P
Potassium									NR
Selenium	75-125	15.4500		3.1000	U	10.00	154.5	N	P
Silver	75-125	51.1400		2.6000	U	50.00	102.3		P
Sodium									NR
Thallium	75-125	36.2100		6.7000	U	50.00	72.4	N	P
Vanadium	75-125	529.1000		5.2000	U	500.00	105.8		P
Zinc	75-125	533.1000		5.7820	B	500.00	105.5		P
Cyanide	75-125	53.0000		5.0000	U	50.00	106.0		AS

Comments:

U.S. EPA - CLP

5B
POST DIGEST SPIKE SAMPLE RECOVERY

EPA SAMPLE NO.

AL139A

Lab Name: ITS_ENVIRONMENTAL_____ Contract: 98011_____

Lab Code: INCHVT Case No.: 98011_ SAS No.: _____ SDG No.: 68755_

Matrix (soil/water) : WATER_ Level (low/med): LOW___

Concentration Units: ug/L

Analyte	Control Limit %R	Spiked Sample Result (SSR)	C	Sample Result (SR)	C	Added (SA)	%R	Q	M
Aluminum_									NR
Antimony_									NR
Arsenic__									NR
Barium___									NR
Beryllium									NR
Cadmium__									NR
Calcium__									NR
Chromium_									NR
Cobalt___									NR
Copper___									NR
Iron____									NR
Lead____									NR
Magnesium									NR
Manganese									NR
Mercury__									NR
Nickel___									NR
Potassium									NR
Selenium_		14.54		3.10	U	10.0	145.4		P_
Silver___									NR
Sodium___									NR
Thallium_		47.79		6.70	U	50.0	95.6		P_
Vanadium_									NR
Zinc____									NR
Cyanide__									NR

Comments:

U.S. EPA - CLP

6
DUPLICATES

EPA SAMPLE NO.

AL139D

Lab Name: ITS_ENVIRONMENTAL_____ Contract: 98011_____

Lab Code: INCHVT Case No.: 98011_ SAS No.: _____ SDG No.: 68755_

Matrix (soil/water): WATER Level (low/med): _LOW__

% Solids for Sample: __0.0 % Solids for Duplicate: ___0.0

Concentration Units (ug/L or mg/kg dry weight): UG/L_

Analyte	Control Limit	Sample (S)	C	Duplicate (D)	C	RPD	Q	M
Aluminum	200.0	362.1000		331.9000		8.7		P
Antimony		10.7000	U	10.7000	U			P
Arsenic		5.0000	U	5.0000	U			P
Barium		52.2300	B	55.5900	B	6.2		P
Beryllium		0.3000	U	0.3000	U			P
Cadmium		0.7000	U	1.4640	B	200.0		P
Calcium		138200.0000		147000.0000		6.2		P
Chromium		2.0000	U	2.0000	U			P
Cobalt		3.7000	U	3.7000	U			P
Copper		3.4000	U	3.4000	U			P
Iron	100.0	378.4000		405.9000		7.0		P
Lead		2.6000	U	2.6000	U			P
Magnesium	5000.0	16850.0000		17850.0000		5.8		P
Manganese		10.5600	B	11.2600	B	6.4		P
Mercury		0.1000	U	0.1000	U			CV
Nickel		3.5000	U	3.5000	U			P
Potassium		801.6000	B	868.1000	B	8.0		P
Selenium	5.0	3.1000	U	6.6060		200.0	*	P
Silver		2.6000	U	2.6000	U			P
Sodium	5000.0	16600.0000		17800.0000		7.0		P
Thallium		6.7000	U	6.7000	U			P
Vanadium		5.2000	U	5.2000	U			P
Zinc		5.7820	B	5.8010	B	0.3		P
Cyanide		5.0000	U	5.0000	U			AS

U.S. EPA - CLP

7

LABORATORY CONTROL SAMPLE

Lab Name: ITS_ENVIRONMENTAL_____ Contract: 98011_____

Lab Code: INCHVT Case No.: 98011_ SAS No.: _____ SDG No.: 68755_

Solid LCS Source: _____

Aqueous LCS Source: VENTURES____

Analyte	Aqueous (ug/L) True	Found	%R	Solid (mg/kg) True	Found	C	Limits		%R
Aluminum	51000.0	51960.00	101.9						
Antimony	2000.0	1999.00	100.0						
Arsenic	1050.0	1045.00	99.5						
Barium	500.0	495.00	99.0						
Beryllium	500.0	505.20	101.0						
Cadmium	525.0	486.20	92.6						
Calcium	50000.0	51460.00	102.9						
Chromium	500.0	507.90	101.6						
Cobalt	500.0	494.00	98.8						
Copper	500.0	501.20	100.2						
Iron	50500.0	51700.00	102.4						
Lead	1015.0	1022.00	100.7						
Magnesium	50000.0	51260.00	102.5						
Manganese	500.0	495.10	99.0						
Mercury	1.0	1.02	102.0						
Nickel	500.0	499.40	99.9						
Potassium	50000.0	50670.00	101.3						
Selenium	525.0	524.60	99.9						
Silver	500.0	497.30	99.5						
Sodium	50000.0	51080.00	102.2						
Thallium	550.0	505.00	91.8						
Vanadium	500.0	508.00	101.6						
Zinc	500.0	486.00	97.2						
Cyanide									

U.S. EPA - CLP

7

LABORATORY CONTROL SAMPLE

Lab Name: ITS_ENVIRONMENTAL_____ Contract: 98011_____

Lab Code: INCHVT Case No.: 98011_ SAS No.: _____ SDG No.: 68755_

Solid LCS Source: _____

Aqueous LCS Source: VENTURES____

Analyte	Aqueous (ug/L) True	Found	%R	Solid (mg/kg) True	Found	C	Limits		%R
Aluminum									
Antimony									
Arsenic									
Barium									
Beryllium									
Cadmium									
Calcium									
Chromium									
Cobalt									
Copper									
Iron									
Lead									
Magnesium									
Manganese									
Mercury	1.0	1.06	106.0						
Nickel									
Potassium									
Selenium									
Silver									
Sodium									
Thallium									
Vanadium									
Zinc									
Cyanide									

U.S. EPA - CLP

7

LABORATORY CONTROL SAMPLE

Lab Name: ITS_ENVIRONMENTAL_____ Contract: 98011_____

Lab Code: INCHVT Case No.: 98011_ SAS No.: _____ SDG No.: 68755_

Solid LCS Source: _____

Aqueous LCS Source: VENTURES____

Analyte	Aqueous (ug/L) True	Found	%R	Solid (mg/kg) True	Found	C	Limits		%R
Aluminum	51000.0	51800.00	101.6						
Antimony	2000.0	2022.00	101.1						
Arsenic	1050.0	1016.00	96.8						
Barium	500.0	512.90	102.6						
Beryllium	500.0	523.20	104.6						
Cadmium	525.0	503.40	95.9						
Calcium	50000.0	51190.00	102.4						
Chromium	500.0	524.80	105.0						
Cobalt	500.0	511.50	102.3						
Copper	500.0	526.70	105.3						
Iron	50500.0	51700.00	102.4						
Lead	1015.0	1023.00	100.8						
Magnesium	50000.0	50830.00	101.7						
Manganese	500.0	509.20	101.8						
Mercury									
Nickel	500.0	518.40	103.7						
Potassium	50000.0	51630.00	103.3						
Selenium	525.0	520.30	99.1						
Silver	500.0	515.70	103.1						
Sodium	50000.0	51200.00	102.4						
Thallium	550.0	522.70	95.0						
Vanadium	500.0	517.50	103.5						
Zinc	500.0	524.00	104.8						
Cyanide									

U.S. EPA - CLP

8
STANDARD ADDITION RESULTS

Lab Name: ITS_ENVIRONMENTAL_____ Contract:98011_____

Lab Code: INCHVT Case No.: 98011_ SAS No.:_____ SDG No.:68755_

Concentration Units: ug/L

EPA Sample No.	An	0 ADD ABS	1 ADD CON	1 ADD ABS	2 ADD CON	2 ADD ABS	3 ADD CON	3 ADD ABS	Final Conc.	r	Q

U.S. EPA - CLP

9
ICP SERIAL DILUTION

EPA SAMPLE NO.

AL139L

Lab Name: ITS_ENVIRONMENTAL_____ Contract: 98011_____

Lab Code: INCHVT Case No.: 98011_ SAS No.: _____ SDG No.: 68755_

Matrix (soil/water): WATER Level (low/med): LOW__

Concentration Units: ug/L

Analyte	Initial Sample Result (I)	C	Serial Dilution Result (S)	C	% Difference	Q	M
Aluminum	362.10		385.10	B	6.4		P
Antimony	10.70	U	53.50	U			P
Arsenic	5.00	U	25.00	U			P
Barium	52.23	B	52.84	B	1.2		P
Beryllium	0.30	U	1.50	U			P
Cadmium	0.70	U	3.50	U			P
Calcium	138200.00		137600.00		0.4		P
Chromium	2.00	U	10.00	U			P
Cobalt	3.70	U	18.50	U			P
Copper	3.40	U	17.00	U			P
Iron	378.40		411.90	B	8.9		P
Lead	2.60	U	13.00	U			P
Magnesium	16850.00		17090.00	B	1.4		P
Manganese	10.56	B	10.99	B	4.1		P
Mercury							NR
Nickel	3.50	U	17.50	U			P
Potassium	801.60	B	1110.00	U	100.0		P
Selenium	3.10	U	15.50	U			P
Silver	2.60	U	13.00	U			P
Sodium	16600.00		15890.00	B	4.3		P
Thallium	6.70	U	33.50	U			P
Vanadium	5.20	U	26.00	U			P
Zinc	5.78	B	34.24	B	492.4		P

10

Instrument Detection Limits (Quarterly)

Lab Name: ITS_ENVIRONMENTAL_____ Contract: 98011_____

Lab Code: INCHVT Case No.: 98011_ SAS No.: _____ SDG No.: 68755_

ICP ID Number: ICP6_TJA_61E Date: 04/16/98

Flame AA ID Number : _____

Furnace AA ID Number : _____

Analyte	Wave-length (nm)	Back-ground	CRDL (ug/L)	IDL (ug/L)	M
Aluminum	308.22		200	27.7	P
Antimony	206.84		60	10.7	P
Arsenic	193.70		10	5.0	P
Barium	493.41		200	7.6	P
Beryllium	313.04		5	0.3	P
Cadmium	228.80		5	0.7	P
Calcium	317.93		5000	190.0	P
Chromium	267.72		10	2.0	P
Cobalt	228.62		50	3.7	P
Copper	324.75		25	3.4	P
Iron	259.94		100	70.8	P
Lead	220.35		3	2.6	P
Magnesium	279.08		5000	197.0	P
Manganese	257.61		15	0.8	P
Mercury			0.2		NR
Nickel	231.60		40	3.5	P
Potassium	766.49		5000	222.0	P
Selenium	196.03		5	3.1	P
Silver	328.07		10	2.6	P
Sodium	589.00		5000	838.0	P
Thallium	190.86		10	5.7	P
Vanadium	292.40		50	5.2	P
Zinc	213.86		20	1.9	P

Comments:

U.S. EPA - CLP

10
Instrument Detection Limits (Quarterly)

Lab Name: ITS_ENVIRONMENTAL_____ Contract: 98011_____

Lab Code: INCHVT Case No.: 98011_ SAS No.: _____ SDG No.: 68755_

ICP ID Number: ICP4_TJA_61E Date: 04/16/98

Flame AA ID Number : _____

Furnace AA ID Number : _____

Analyte	Wave-length (nm)	Back-ground	CRDL (ug/L)	IDL (ug/L)	M
Aluminum	308.22		200	8.1	P
Antimony	206.84		60	5.1	P
Arsenic	189.04		10	3.7	P
Barium	493.41		200	1.9	P
Beryllium	313.04		5	0.1	P
Cadmium	226.50		5	0.3	P
Calcium	317.93		5000	60.4	P
Chromium	267.72		10	0.9	P
Cobalt	228.62		50	1.4	P
Copper	324.75		25	1.2	P
Iron	271.44		100	18.2	P
Lead	220.35		3	1.8	P
Magnesium	279.08		5000	57.9	P
Manganese	257.61		15	0.2	P
Mercury			0.2		NR
Nickel	231.60		40	1.3	P
Potassium	766.49		5000	145.0	P
Selenium			5		NR
Silver	328.07		10	1.3	P
Sodium	330.23		5000	262.0	P
Thallium	190.86		10	6.7	P
Vanadium	292.40		50	1.5	P
Zinc	213.86		20	1.6	P

Comments:

U.S. EPA - CLP

10
Instrument Detection Limits (Quarterly)

Lab Name: ITS_ENVIRONMENTAL_____ Contract: 98011_____

Lab Code: INCHVT Case No.: 98011_ SAS No.: _____ SDG No.: 68755_

ICP ID Number: ICP5_TJA_61E Date: 04/16/98

Flame AA ID Number : _____

Furnace AA ID Number : _____

Analyte	Wave-length (nm)	Back-ground	CRDL (ug/L)	IDL (ug/L)	M
Aluminum			200		NR
Antimony			60		NR
Arsenic			10		NR
Barium			200		NR
Beryllium			5		NR
Cadmium			5		NR
Calcium			5000		NR
Chromium			10		NR
Cobalt			50		NR
Copper			25		NR
Iron			100		NR
Lead			3		NR
Magnesium			5000		NR
Manganese			15		NR
Mercury			0.2		NR
Nickel			40		NR
Potassium			5000		NR
Selenium			5		NR
Silver			10		NR
Sodium	330.23		5000	521.0	P
Thallium			10		NR
Vanadium			50		NR
Zinc			20		NR

Comments:

U.S. EPA - CLP

10
Instrument Detection Limits (Quarterly)

Lab Name: ITS_ENVIRONMENTAL_____ Contract: 98011_____

Lab Code: INCHVT Case No.: 98011_ SAS No.: _____ SDG No.: 68755_

ICP ID Number: _____ Date: 01/16/98

Flame AA ID Number : CV1_PS200II_

Furnace AA ID Number : _____

Analyte	Wave-length (nm)	Back-ground	CRDL (ug/L)	IDL (ug/L)	M
Aluminum			200		NR
Antimony			60		NR
Arsenic			10		NR
Barium			200		NR
Beryllium			5		NR
Cadmium			5		NR
Calcium			5000		NR
Chromium			10		NR
Cobalt			50		NR
Copper			25		NR
Iron			100		NR
Lead			3		NR
Magnesium			5000		NR
Manganese			15		NR
Mercury	253.70		0.2	0.1	CV
Nickel			40		NR
Potassium			5000		NR
Selenium			5		NR
Silver			10		NR
Sodium			5000		NR
Thallium			10		NR
Vanadium			50		NR
Zinc			20		NR

Comments:

U.S. EPA - CLP

10
Instrument Detection Limits (Quarterly)

Lab Name: ITS_ENVIRONMENTAL_____ Contract: 98011_____

Lab Code: INCHVT Case No.: 98011_ SAS No.: _____ SDG No.: 68755_

ICP ID Number: _____ Date: 01/16/98

Flame AA ID Number : PS1214_____

Furnace AA ID Number : _____

Analyte	Wave-length (nm)	Back-ground	CRDL (ug/L)	IDL (ug/L)	M
Aluminum			200		NR
Antimony			60		NR
Arsenic			10		NR
Barium			200		NR
Beryllium			5		NR
Cadmium			5		NR
Calcium			5000		NR
Chromium			10		NR
Cobalt			50		NR
Copper			25		NR
Iron			100		NR
Lead			3		NR
Magnesium			5000		NR
Manganese			15		NR
Mercury			0.2		NR
Nickel			40		NR
Potassium			5000		NR
Selenium			5		NR
Silver			10		NR
Sodium			5000		NR
Thallium			10		NR
Vanadium			50		NR
Zinc			20		NR

Comments:

U.S. EPA - CLP

11A
ICP INTERELEMENT CORRECTION FACTORS (ANNUALLY)

Lab Name: ITS_ENVIRONMENTAL_____ Contract: 98011_____

Lab Code: INCHVT Case No.: 98011_ SAS No.: _____ SDG No.: 68755_

ICP ID Number: ICP6 TJA 61E Date: 04/01/98

Analyte	Wave-length (nm)	Interelement Correction Factors for : Al	Ca	Fe	Mg	CD_
Aluminum_	308.22	0.0000000	0.0000000	0.0002200	0.0000140	0.0000000
Antimony_	206.84	0.0009800	0.0000000	0.0001100	0.0000000	0.0000000
Arsenic__	193.70	0.0003450	0.0000200	0.0000400	0.0000000	0.0000000
Barium___	493.41	0.0000000	0.0000000	0.0000000	0.0000000	0.0000000
Beryllium	313.04	0.0000000	0.0000000	0.0000000	0.0000000	0.0000000
Cadmium__	228.80	0.0000190	0.0000080	0.0000900	0.0000000	0.0000000
Calcium__	317.93	0.0000000	0.0000000	0.0000000	0.0000000	0.0000000
Chromium_	267.72	0.0000000	0.0000000	0.0000380	0.0000330	0.0000260
Cobalt___	228.62	0.0000000	0.0000000	0.0000470	0.0000000	0.0000840
Copper___	324.75	0.0000000	0.0000000	0.0000240	0.0000000	0.0000000
Iron____	259.94	0.0000000	0.0000000	0.0000000	0.0010900	0.0000000
Lead____	220.35	0.0004000	0.0000000	-0.0000080	0.0000000	0.0000000
Magnesium	279.08	0.0000000	0.0000000	0.0000000	0.0000000	0.0000000
Manganese	257.61	0.0000000	0.0000230	0.0000000	0.0000000	0.0004620
Mercury__						
Nickel___	231.60	-0.0000400	0.0000000	0.0000000	0.0000000	0.0000870
Potassium	766.49	0.0000000	0.0000000	0.0000000	0.0000000	0.0000000
Selenium_	196.03	-0.0000080	0.0000000	-0.0000050	-0.0000600	0.0000000
Silver___	328.07	0.0000000	0.0000000	0.0000080	0.0000000	0.0000000
Sodium___	589.00	0.0000000	0.0018800	0.0000600	0.0000000	0.0000000
Thallium_	190.86	0.0004000	0.0000000	0.0000450	0.0000090	0.0000000
Vanadium_	292.40	0.0000000	0.0000000	0.0000080	0.0000300	0.0000000
Zinc____	213.86	0.0000800	0.0000000	0.0000540	0.0000090	0.0000290

Comments:

U.S. EPA - CLP

11B
ICP INTERELEMENT CORRECTION FACTORS (ANNUALLY)

Lab Name: ITS_ENVIRONMENTAL_____ Contract: 98011_____

Lab Code: INCHVT Case No.: 98011_ SAS No.: _____ SDG No.: 68755_

ICP ID Number: ICP6 TJA 61E Date: 04/01/98

Analyte	Wave-length (nm)	Interelement Correction Factors for : CO_	CR_	CU_	MN_	NA_
Aluminum	308.22	0.0002310	0.0002270	0.0000000	0.0004060	0.0000000
Antimony	206.84	0.0000710	0.0070400	0.0000000	0.0000000	0.0000000
Arsenic	193.70	0.0002500	0.0003050	0.0000000	0.0000390	0.0000000
Barium	493.41	0.0000000	0.0000000	0.0000000	0.0000000	0.0000000
Beryllium	313.04	0.0000000	0.0000050	0.0000000	0.0000000	0.0000000
Cadmium	228.80	0.0000140	0.0000000	0.0000000	0.0000000	0.0000820
Calcium	317.93	0.0000000	0.0000000	0.0000000	0.0000000	0.0000000
Chromium	267.72	0.0000120	0.0000000	0.0000000	0.0001760	0.0000000
Cobalt	228.62	0.0000000	0.0005150	0.0000000	0.0000000	0.0000000
Copper	324.75	0.0000000	0.0000310	0.0000000	0.0000000	0.0000000
Iron	259.94	0.0819300	0.0069800	0.0000000	0.0014270	0.0000000
Lead	220.35	0.0001080	0.0000000	0.0000000	0.0000750	0.0000000
Magnesium	279.08	0.0000000	0.0000000	0.0000000	0.0042900	0.0000000
Manganese	257.61	0.0000000	0.0000410	0.0000270	0.0000000	0.0000000
Mercury						
Nickel	231.60	0.0040740	0.0000870	0.0000000	0.0000000	0.0000000
Potassium	766.49	0.0000000	0.0000000	0.0000000	0.0000000	0.0000000
Selenium	196.03	0.0001840	0.0000360	0.0000000	0.0003000	0.0000000
Silver	328.07	0.0000000	0.0000200	0.0000000	0.0001380	0.0000000
Sodium	589.00	0.0075090	0.0152200	0.0000000	0.0025300	0.0000000
Thallium	190.86	0.0001430	0.0002830	0.0000000	0.0007690	0.0000000
Vanadium	292.40	0.0000340	0.0000780	0.0000000	0.0002320	0.0000000
Zinc	213.86	0.0000240	0.0005000	0.0000000	0.0000000	0.0000000

Comments:

U.S. EPA - CLP

11B
ICP INTERELEMENT CORRECTION FACTORS (ANNUALLY)

Lab Name: ITS_ENVIRONMENTAL_____ Contract: 98011_____

Lab Code: INCHVT Case No.: 98011_ SAS No.: _____ SDG No.: 68755_

ICP ID Number: ICP6 TJA 61E Date: 04/01/98

Analyte	Wave-length (nm)	Interelement Correction Factors for : NI_	TI_	V__	ZN_	___
Aluminum_	308.22	0.0005070	0.0031950	0.0223300	0.0000000	
Antimony_	206.84	0.0000000	0.0001540	0.0000760	0.0000000	
Arsenic__	193.70	0.0000120	0.0001120	0.0001130	0.0000000	
Barium___	493.41	0.0000000	0.0000000	0.0000480	0.0000000	
Beryllium	313.04	0.0000000	0.0000180	0.0001590	0.0000000	
Cadmium__	228.80	0.0001440	0.0000590	0.0000000	0.0000000	
Calcium__	317.93	0.0000000	0.0000000	0.0000000	0.0000000	
Chromium_	267.72	0.0000000	0.0000660	0.0004790	0.0000000	
Cobalt___	228.62	0.0003230	0.0018940	0.0000280	0.0000000	
Copper___	324.75	0.0000000	0.0007410	0.0002950	0.0000000	
Iron_____	259.94	0.0008990	0.0032200	0.0127800	0.0000000	
Lead_____	220.35	0.0004730	0.0000940	-0.0000500	0.0000000	
Magnesium	279.08	0.0000000	0.0000000	0.0000000	0.0000000	
Manganese	257.61	0.0000000	0.0000000	0.0000000	0.0000000	
Mercury__						
Nickel___	231.60	0.0000000	0.0000000	0.0000000	0.0000000	
Potassium	766.49	0.0000000	0.0000000	0.0000000	0.0000000	
Selenium_	196.03	0.0000000	0.0000000	0.0001660	0.0000000	
Silver___	328.07	0.0000000	0.0002210	0.0002340	0.0000000	
Sodium___	589.00	0.0063400	0.0994800	0.0538900	0.1140000	
Thallium_	190.86	0.0000290	0.0016900	0.0010440	0.0000000	
Vanadium_	292.40	0.0000000	0.0001080	0.0000000	0.0004160	
Zinc_____	213.86	0.0000000	0.0000210	0.0000000	0.0000000	

Comments:

U.S. EPA - CLP

11A
ICP INTERELEMENT CORRECTION FACTORS (ANNUALLY)

Lab Name: ITS_ENVIRONMENTAL_____ Contract: 98011_____

Lab Code: INCHVT Case No.: 98011_ SAS No.: _____ SDG No.: 68755_

ICP ID Number: ICP4 TJA 61E Date: 01/16/98

Analyte	Wave-length (nm)	Interelement Correction Factors for : Al	Ca	Fe	Mg	CO_
Aluminum	308.22	0.0000000	0.0000000	0.0000000	0.0000000	0.0000000
Antimony	206.84	-0.0000240	0.0000000	0.0000130	0.0000000	-0.0002300
Arsenic	189.04	0.0000070	0.0000000	-0.0000480	0.0000000	0.0000000
Barium	493.41	0.0000000	0.0000000	0.0000050	0.0000000	0.0000000
Beryllium	313.04	0.0000000	0.0000000	0.0000000	0.0000000	0.0000000
Cadmium	226.50	0.0000000	0.0000000	0.0001040	0.0000000	0.0000000
Calcium	317.93	0.0000000	0.0000000	-0.0002360	0.0000000	0.0000000
Chromium	267.72	0.0000000	0.0000000	0.0000000	0.0000000	0.0000000
Cobalt	228.62	0.0000000	0.0000000	-0.0000070	0.0000000	0.0000000
Copper	324.75	0.0000000	0.0000000	0.0000000	0.0000000	0.0000000
Iron	271.44	0.0000000	0.0000000	0.0000000	0.0000000	0.0834000
Lead	220.35	0.0006000	0.0000000	0.0000850	0.0000070	-0.0110300
Magnesium	279.08	0.0000000	0.0000000	0.0000000	0.0000000	0.0000000
Manganese	257.61	0.0000000	0.0000000	0.0000000	0.0000190	0.0000000
Mercury						
Nickel	231.60	0.0000000	0.0000000	0.0000000	0.0000000	-0.0014900
Potassium	766.49	0.0000000	0.0000000	0.0000000	0.0000000	0.0000000
Selenium	196.03	0.0000140	0.0000000	-0.0001500	0.0000000	0.0003870
Silver	328.07	0.0000000	0.0000000	0.0000000	0.0000000	0.0000000
Sodium	330.23	0.0000000	0.0000000	0.0000000	0.0000000	0.0000000
Thallium	190.86	-0.0000300	0.0000000	-0.0000430	0.0000000	0.0038460
Vanadium	292.40	0.0000000	0.0000000	0.0000240	0.0000000	0.0000000
Zinc	213.86	0.0000000	0.0000000	0.0000000	0.0000000	0.0000000

Comments:

U.S. EPA - CLP

11B
ICP INTERELEMENT CORRECTION FACTORS (ANNUALLY)

Lab Name: ITS_ENVIRONMENTAL_____ Contract: 98011_____

Lab Code: INCHVT Case No.: 98011_ SAS No.: _____ SDG No.: 68755_

ICP ID Number: ICP4 TJA 61E Date: 01/16/98

Analyte	Wave-length (nm)	Interelement Correction Factors for : CR_	MN_	NI_	PB_	V__
Aluminum_	308.22	0.0000000	0.0000000	0.0000000	0.0000000	0.0203200
Antimony_	206.84	0.0099100	0.0000000	-0.0006110	0.0000000	-0.0103400
Arsenic__	189.04	0.0002760	0.0000000	0.0000000	0.0000000	0.0000000
Barium___	493.41	0.0000000	0.0000000	0.0000000	0.0000000	0.0000000
Beryllium	313.04	0.0000000	0.0003650	0.0000000	0.0000000	0.0005910
Cadmium__	226.50	0.0000000	0.0000000	-0.0000410	0.0000000	0.0000000
Calcium__	317.93	0.0000000	0.0000000	0.0000000	0.0000000	0.0000000
Chromium_	267.72	0.0000000	0.0001250	0.0000000	0.0000000	-0.0000960
Cobalt___	228.62	0.0000000	0.0000000	0.0000000	0.0000000	0.0000000
Copper___	324.75	0.0000000	0.0000000	0.0000000	0.0000000	0.0000000
Iron____	271.44	0.0000000	-0.0003000	0.0000000	0.0000000	0.0000000
Lead____	220.35	-0.0002550	0.0000000	0.0002270	0.0000000	0.0000860
Magnesium	279.08	0.0000000	0.0000000	0.0000000	0.0000000	0.0000000
Manganese	257.61	0.0000000	0.0000000	0.0000000	0.0000000	0.0000000
Mercury__						
Nickel___	231.60	0.0000000	-0.0001300	0.0000000	0.0000000	0.0000000
Potassium	766.49	0.0000000	0.0000000	0.0000000	0.0000000	0.0000000
Selenium_	196.03	0.0000000	0.0001870	0.0000000	0.0000000	0.0001330
Silver___	328.07	0.0000000	0.0000670	0.0000000	0.0000000	-0.0000970
Sodium___	330.23	0.0000000	0.0000000	0.0000000	0.0000000	0.0000000
Thallium_	190.86	0.0003410	-0.0089400	0.0000000	0.0000320	0.0000000
Vanadium_	292.40	0.0000000	0.0000000	0.0000000	0.0000000	0.0000000
Zinc____	213.86	0.0000000	0.0000000	0.0000000	0.0000000	0.0000000

Comments:

U.S. EPA - CLP

11B
ICP INTERELEMENT CORRECTION FACTORS (ANNUALLY)

Lab Name: ITS_ENVIRONMENTAL_____ Contract: 98011_____

Lab Code: INCHVT Case No.: 98011_ SAS No.: _____ SDG No.: 68755_

ICP ID Number: ICP4 TJA 61E Date: 01/16/98

Analyte	Wave-length (nm)	Interelement Correction Factors for : ZN_	___	___	___	___
Aluminum	308.22	0.0000000				
Antimony	206.84	-0.0001690				
Arsenic	189.04	0.0000000				
Barium	493.41	0.0000000				
Beryllium	313.04	0.0000000				
Cadmium	226.50	0.0000000				
Calcium	317.93	0.0000000				
Chromium	267.72	0.0000000				
Cobalt	228.62	0.0000000				
Copper	324.75	0.0000000				
Iron	271.44	0.0000000				
Lead	220.35	0.0000000				
Magnesium	279.08	0.0000000				
Manganese	257.61	0.0000000				
Mercury						
Nickel	231.60	0.0000000				
Potassium	766.49	0.0000000				
Selenium	196.03	0.0000000				
Silver	328.07	0.0000000				
Sodium	330.23	0.0000000				
Thallium	190.86	0.0000000				
Vanadium	292.40	0.0000000				
Zinc	213.86	0.0000000				

Comments:

U.S. EPA - CLP

11A
ICP INTERELEMENT CORRECTION FACTORS (ANNUALLY)

Lab Name: ITS_ENVIRONMENTAL_____ Contract: 98011_____

Lab Code: INCHVT Case No.: 98011_ SAS No.: _____ SDG No.: 68755_

ICP ID Number: ICP5 TJA 61E Date: 01/16/98

Analyte	Wave-length (nm)	Interelement Correction Factors for : Al	Ca	Fe	Mg	CD_
Aluminum_	237.31	0.0000000	0.0000000	-0.0007060	0.0000000	0.0000000
Antimony_	206.84	0.0000000	0.0000000	0.0000310	0.0000000	0.0000000
Arsenic__	189.04	0.0000030	0.0000000	-0.0000190	0.0000000	0.0000000
Barium___	493.41	0.0000000	0.0000000	0.0000040	0.0000000	0.0000000
Beryllium	313.04	0.0000000	0.0000000	0.0000000	0.0000000	0.0000000
Cadmium__	226.50	-0.0000020	0.0000000	0.0000720	0.0000000	0.0000000
Calcium__	317.93	0.0000000	0.0000000	0.0000000	0.0000000	0.0000000
Chromium_	267.72	0.0000000	0.0000000	0.0000000	0.0000000	-0.0002050
Cobalt___	228.61	0.0000000	0.0000000	0.0000000	0.0000000	0.0002010
Copper___	324.75	0.0000000	0.0000000	-0.0001110	0.0000000	0.0000000
Iron_____	271.44	0.0000000	0.0000000	0.0000000	0.0000000	0.0000000
Lead_____						
Magnesium	279.08	0.0000000	0.0000000	0.0000000	0.0000000	0.0000000
Manganese	294.92	0.0000000	0.0000000	0.0006600	0.0000170	0.0000000
Mercury__						
Nickel___	231.60	0.0000000	0.0000000	0.0000000	0.0000000	0.0000000
Potassium	766.49	0.0000000	0.0000000	0.0000000	0.0000000	0.0000000
Selenium_						
Silver___	328.07	0.0000000	0.0000000	-0.0000020	0.0000010	0.0000000
Sodium___	330.23	0.0000000	0.0000000	-0.0013900	0.0000000	0.0000000
Thallium_						
Vanadium_	292.40	0.0000000	0.0000000	0.0000230	0.0000000	0.0000000
Zinc_____	213.85	0.0000000	0.0000000	0.0000000	0.0000000	0.0000000

Comments:

U.S. EPA - CLP

11B
ICP INTERELEMENT CORRECTION FACTORS (ANNUALLY)

Lab Name: ITS_ENVIRONMENTAL_____ Contract: 98011_____

Lab Code: INCHVT Case No.: 98011_ SAS No.: _____ SDG No.: 68755_

ICP ID Number: ICP5 TJA 61E Date: 01/16/98

Analyte	Wave-length (nm)	Interelement Correction Factors for :				
		CO_	CR_	MN_	NI_	TI_
Aluminum	237.31	0.0010260	-0.0001500	0.0004560	0.0000000	0.0000000
Antimony	206.84	0.0000000	0.0106760	0.0000000	-0.0010930	0.0009800
Arsenic	189.04	0.0000000	0.0000130	-0.0000260	0.0000000	0.0000000
Barium	493.41	0.0000000	0.0000000	0.0000000	0.0000000	0.0000000
Beryllium	313.04	0.0000000	0.0000000	0.0000000	0.0000000	0.0006000
Cadmium	226.50	0.0000190	0.0000000	0.0000000	-0.0001420	0.0001100
Calcium	317.93	0.0000000	0.0000000	0.0000000	0.0000000	0.0000000
Chromium	267.72	0.0000000	0.0000000	0.0000200	0.0000000	0.0000000
Cobalt	228.61	0.0000000	0.0000760	0.0000000	0.0001550	0.0021800
Copper	324.75	-0.0006200	0.0000000	0.0000000	0.0000000	0.0000000
Iron	271.44	0.0834400	0.0000000	-0.0010430	-0.0005400	0.0000000
Lead						
Magnesium	279.08	0.0000000	0.0000000	-0.0083200	0.0000000	0.0000000
Manganese	294.92	0.0000000	-0.0001100	0.0000000	0.0000000	0.0000000
Mercury						
Nickel	231.60	0.0005300	0.0000000	-0.0000770	0.0000000	0.0000000
Potassium	766.49	0.0000000	0.0000000	0.0000000	0.0000000	0.0000000
Selenium						
Silver	328.07	0.0000000	0.0000450	0.0001060	0.0000000	0.0004400
Sodium	330.23	0.0000000	0.0000000	0.0000000	0.0000000	0.0000000
Thallium						
Vanadium	292.40	0.0000000	-0.0014900	-0.0000760	0.0000000	0.0005480
Zinc	213.85	0.0000000	0.0000000	0.0000000	0.0000000	0.0000000

Comments:

U.S. EPA - CLP

11B
ICP INTERELEMENT CORRECTION FACTORS (ANNUALLY)

Lab Name: ITS_ENVIRONMENTAL_____ Contract: 98011_____

Lab Code: INCHVT Case No.: 98011_ SAS No.: _____ SDG No.: 68755_

ICP ID Number: ICP5 TJA 61E Date: 01/16/98

Analyte	Wave-length (nm)	Interelement Correction Factors for : V__	ZN_	___	___	___
Aluminum_	237.31	-0.0041100	0.0000000			
Antimony_	206.84	-0.0107300	0.0002410			
Arsenic__	189.04	-0.0010590	0.0000000			
Barium___	493.41	0.0000420	0.0000000			
Beryllium	313.04	0.0015700	0.0000000			
Cadmium__	226.50	0.0000000	0.0000000			
Calcium__	317.93	0.0000000	0.0000000			
Chromium_	267.72	0.0000000	0.0000000			
Cobalt___	228.61	0.0000000	0.0000000			
Copper___	324.75	-0.0001320	0.0000000			
Iron____	271.44	0.0076000	0.0000000			
Lead____						
Magnesium	279.08	0.0000000	0.0000000			
Manganese	294.92	0.0048700	0.0000000			
Mercury__						
Nickel___	231.60	-0.0001520	0.0000000			
Potassium	766.49	0.0000000	0.0000000			
Selenium_						
Silver___	328.07	0.0004460	0.0000000			
Sodium___	330.23	0.0000000	0.0939400			
Thallium_						
Vanadium_	292.40	0.0000000	0.0000000			
Zinc____	213.85	-0.0054500	0.0000000			

Comments:

U.S. EPA - CLP

12
ICP LINEAR RANGES (QUARTERLY)

Lab Name: ITS_ENVIRONMENTAL_____ Contract: 98011_____

Lab Code: INCHVT Case No.: 98011_ SAS No.: _____ SDG No.: 68755_

ICP ID Number: ICP6 TJA 61E Date: 04/16/98

Analyte	Integ. Time (sec.)	Concentration (ug/L)	M
Aluminum	10.00	1000000.0	P
Antimony	10.00	100000.0	P
Arsenic	10.00	5000.0	P
Barium	10.00	1000000.0	P
Beryllium	10.00	5000.0	P
Cadmium	10.00	5000.0	P
Calcium	10.00	500000.0	P
Chromium	10.00	100000.0	P
Cobalt	10.00	100000.0	P
Copper	10.00	100000.0	P
Iron	10.00	1000000.0	P
Lead	10.00	100000.0	P
Magnesium	10.00	500000.0	P
Manganese	10.00	5000.0	P
Mercury			NR
Nickel	10.00	100000.0	P
Potassium	10.00	100000.0	P
Selenium	10.00	5000.0	P
Silver	10.00	2000.0	P
Sodium	10.00	100000.0	P
Thallium	10.00	5000.0	P
Vanadium	10.00	100000.0	P
Zinc	10.00	3000.0	P

Comments:

U.S. EPA - CLP

12
ICP LINEAR RANGES (QUARTERLY)

Lab Name: ITS_ENVIRONMENTAL_____ Contract: 98011_____

Lab Code: INCHVT Case No.: 98011_ SAS No.: _____ SDG No.: 68755_

ICP ID Number: ICP4 TJA 61E Date: 04/16/98

Analyte	Integ. Time (sec.)	Concentration (ug/L)	M
Aluminum	10.00	1000000.0	P
Antimony	10.00	100000.0	P
Arsenic	10.00	5000.0	P
Barium	10.00	10000.0	P
Beryllium	10.00	5000.0	P
Cadmium	10.00	5000.0	P
Calcium	10.00	600000.0	P
Chromium	10.00	100000.0	P
Cobalt	10.00	100000.0	P
Copper	10.00	100000.0	P
Iron	10.00	1000000.0	P
Lead	10.00	100000.0	P
Magnesium	10.00	1000000.0	P
Manganese	10.00	10000.0	P
Mercury			NR
Nickel	10.00	100000.0	P
Potassium	10.00	100000.0	P
Selenium	10.00	5000.0	P
Silver	10.00	2000.0	P
Sodium	10.00	100000.0	P
Thallium	10.00	5000.0	P
Vanadium	10.00	100000.0	P
Zinc	10.00	3000.0	P

Comments:

U.S. EPA - CLP

12
ICP LINEAR RANGES (QUARTERLY)

Lab Name: ITS_ENVIRONMENTAL_____ Contract: 98011_____

Lab Code: INCHVT Case No.: 98011_ SAS No.: _____ SDG No.: 68755_

ICP ID Number: ICP5 TJA 61E Date: 04/16/98

Analyte	Integ. Time (sec.)	Concentration (ug/L)	M
Aluminum	10.00	1000000.0	P
Antimony	10.00	100000.0	P
Arsenic	10.00	5000.0	P
Barium	10.00	100000.0	P
Beryllium	10.00	25000.0	P
Cadmium	10.00	25000.0	P
Calcium	10.00	600000.0	P
Chromium	10.00	100000.0	P
Cobalt	10.00	100000.0	P
Copper	10.00	100000.0	P
Iron	10.00	1000000.0	P
Lead			NR
Magnesium	10.00		P
Manganese	10.00	50000.0	P
Mercury			NR
Nickel	10.00	50000.0	P
Potassium	10.00	100000.0	P
Selenium			NR
Silver	10.00	2000.0	P
Sodium	10.00	100000.0	P
Thallium			NR
Vanadium	10.00	100000.0	P
Zinc	10.00	3000.0	P

Comments:

U.S. EPA - CLP

13
PREPARATION LOG

Lab Name: ITS_ENVIRONMENTAL_____ Contract: 98011_____

Lab Code: INCHVT Case No.:_98011_ SAS No.: _____ SDG No.:68755_

Method: P_

EPA Sample No.	Preparation Date	Weight (gram)	Volume (mL)
AL133	04/01/98		100
AL135	04/01/98		100
AL139	04/01/98		100
AL139S	04/01/98		100
AL145	04/01/98		100
AL147	04/01/98		100
AL160	04/01/98		100
AL161	04/01/98		100
LCSW	04/01/98		100
PBW	04/01/98		100

U.S. EPA - CLP

13
PREPARATION LOG

Lab Name: ITS_ENVIRONMENTAL_____ Contract: 98011_____

Lab Code: INCHVT Case No.:_98011_ SAS No.: _____ SDG No.:68755_

Method: P_

EPA Sample No.	Preparation Date	Weight (gram)	Volume (mL)
AL139	04/06/98		100
AL139D	04/06/98		100
AL139S	04/06/98		100
LCSW	04/06/98		100
PBW	04/06/98		100

U.S. EPA - CLP

13
PREPARATION LOG

Lab Name: ITS_ENVIRONMENTAL_____ Contract: 98011_____

Lab Code: INCHVT Case No.:_98011_ SAS No.: _____ SDG No.:68755_

Method: CV

EPA Sample No.	Preparation Date	Weight (gram)	Volume (mL)
AL133	04/03/98		100
AL135	04/03/98		100
AL139	04/03/98		100
AL139S	04/03/98		100
AL145	04/03/98		100
AL147	04/03/98		100
AL160	04/03/98		100
AL161	04/03/98		100
LCSW	04/03/98		100
PBW	04/03/98		100

U.S. EPA - CLP

13
PREPARATION LOG

Lab Name: ITS_ENVIRONMENTAL_____ Contract: 98011_____

Lab Code: INCHVT Case No.:_98011_ SAS No.: _____ SDG No.:68755_

Method: CV

EPA Sample No.	Preparation Date	Weight (gram)	Volume (mL)
AL139	04/08/98		100
AL139D	04/08/98		100
AL139S	04/08/98		100
LCSW	04/08/98		100
PBW	04/08/98		100

U.S. EPA - CLP

13
PREPARATION LOG

Lab Name: ITS_ENVIRONMENTAL_____ Contract: 98011_____

Lab Code: INCHVT Case No.:_98011_ SAS No.: _____ SDG No.:68755_

Method: AS

EPA Sample No.	Preparation Date	Weight (gram)	Volume (mL)
AL133	04/02/98		250
AL135	04/02/98		250
AL139	04/02/98		250
AL139S	04/02/98		250
AL145	04/02/98		250
AL147	04/02/98		250
AL160	04/02/98		250
AL161	04/02/98		250
ICV	04/02/98		250
PBW	04/02/98		250

U.S. EPA - CLP

13
PREPARATION LOG

Lab Name: ITS_ENVIRONMENTAL_____ Contract: 98011_____

Lab Code: INCHVT Case No.:_98011_ SAS No.: _____ SDG No.:68755_

Method: AS

EPA Sample No.	Preparation Date	Weight (gram)	Volume (mL)
AL139D	04/07/98		250
ICV	04/07/98		250
PBW	04/07/98		250

U.S. EPA - CLP

14
ANALYSIS RUN LOG

Lab Name: ITS_ENVIRONMENTAL_____ Contract: 98011_____

Lab Code: INCHVT Case No.: 98011_ SAS No.: _____ SDG No.:68755_

Instrument ID Number: ICP6 TJA 61E_ Method: P_

Start Date: 04/24/98 End Date: 04/24/98

EPA Sample No.	D/F	Time	% R	Analytes																							
				AL	SB	AS	BA	BE	CD	CA	CR	CO	CU	FE	PB	MG	MN	HG	NI	K	SE	AG	NA	TL	V	ZN	CN
S0	1.00	0817		X	X	X	X	X	X	X	X	X	X	X	X	X	X		X	X	X	X	X	X	X	X	
S	1.00	0820		X						X				X		X				X			X				
S	1.00	0824			X	X									X						X			X			
S	1.00	0827					X	X	X		X	X	X				X		X			X			X	X	
ICV	1.00	0832		X	X	X	X	X	X	X	X	X	X	X	X	X	X		X	X	X	X	X	X	X	X	
ICB	1.00	0836		X	X	X	X	X	X	X	X	X	X	X	X	X	X		X	X	X	X	X	X	X	X	
ICSA	1.00	0840		X	X	X	X	X	X	X	X	X	X	X	X	X	X		X	X	X	X	X	X	X	X	
ICSAB	1.00	0845		X	X	X	X	X	X	X	X	X	X	X	X	X	X		X	X	X	X	X	X	X	X	
CRI	1.00	0849		X	X	X	X	X	X	X	X	X	X	X	X	X	X		X	X	X	X	X	X	X	X	
CCV	1.00	0853		X	X	X	X	X	X	X	X	X	X	X	X	X	X		X	X	X	X	X	X	X	X	
CCB	1.00	0857		X	X	X	X	X	X	X	X	X	X	X	X	X	X		X	X	X	X	X	X	X	X	
PBW	1.00	0902		X	X	X	X	X	X	X	X	X	X	X	X	X	X		X	X	X	X	X	X	X	X	
LCSW	1.00	0906		X	X	X	X	X	X	X	X	X	X	X	X	X	X		X	X	X	X	X	X	X	X	
AL133	1.00	0910		X	X	X	X	X	X	X	X	X	X	X	X	X	X		X	X	X	X	X	X	X	X	
AL161	1.00	0914		X	X	X	X	X	X	X	X	X	X	X	X	X	X		X	X	X	X	X	X	X	X	
AL135	1.00	0918		X	X	X	X	X	X	X	X	X	X	X	X	X	X		X	X	X	X	X	X	X	X	
AL147	1.00	0922		X	X	X	X	X	X	X	X	X	X	X	X	X	X		X	X	X	X	X	X	X	X	
AL145	1.00	0926		X	X	X	X	X	X	X	X	X	X	X	X	X	X		X	X	X	X		X	X	X	
ZZZZZZ	1.00	0931																									
ZZZZZZ	5.00	0935																									
ZZZZZZ	1.00	0939																									
CCV	1.00	0943		X	X	X	X	X	X	X	X	X	X	X	X	X	X		X	X	X	X	X	X	X	X	
CCB	1.00	0947		X	X	X	X	X	X	X	X	X	X	X	X	X	X		X	X	X	X	X	X	X	X	
ZZZZZZ	1.00	0951																									
AL160	1.00	0956		X	X	X	X	X	X	X	X	X	X	X	X	X	X		X	X	X	X	X	X	X	X	
ZZZZZZ	1.00	1000																									
ZZZZZZ	5.00	1004																									
ZZZZZZ	1.00	1008																									
ZZZZZZ	1.00	1012																									
ZZZZZZ	1.00	1016																									
ZZZZZZ	1.00	1020																									
ZZZZZZ	1.00	1025																									

U.S. EPA - CLP

14
ANALYSIS RUN LOG

Lab Name: ITS_ENVIRONMENTAL_____ Contract: 98011_____

Lab Code: INCHVT Case No.: 98011_ SAS No.: _____ SDG No.:68755_

Instrument ID Number: ICP6 TJA 61E_ Method: P_

Start Date: 04/24/98 End Date: 04/24/98

EPA Sample No.	D/F	Time	% R	Analytes																							
				AL	SB	AS	BA	BE	CD	CA	CR	CO	CU	FE	PB	MG	MN	HG	NI	K	SE	AG	NA	TL	V	ZN	CN
ZZZZZZ	1.00	1029																									
CCV	1.00	1033		X	X	X	X	X	X	X	X	X	X	X	X	X	X		X	X	X	X	X	X	X	X	
CCB	1.00	1037		X	X	X	X	X	X	X	X	X	X	X	X	X	X		X	X	X	X	X	X	X	X	
ZZZZZZ	1.00	1041																									
ZZZZZZ	1.00	1045																									
ZZZZZZ	1.00	1050																									
ICSA	1.00	1054		X	X	X	X	X	X	X	X	X	X	X	X	X	X		X	X	X	X	X	X	X	X	
ICSAB	1.00	1058		X	X	X	X	X	X	X	X	X	X	X	X	X	X		X	X	X	X	X	X	X	X	
CRI	1.00	1102		X	X	X	X	X	X	X	X	X	X	X	X	X	X		X	X	X	X	X	X	X	X	
CCV	1.00	1106		X	X	X	X	X	X	X	X	X	X	X	X	X	X		X	X	X	X	X	X	X	X	
CCB	1.00	1111		X	X	X	X	X	X	X	X	X	X	X	X	X	X		X	X	X	X	X	X	X	X	

U.S. EPA - CLP

14
ANALYSIS RUN LOG

Lab Name: ITS_ENVIRONMENTAL_____ Contract: 98011_____

Lab Code: INCHVT Case No.: 98011_ SAS No.: _____ SDG No.:68755_

Instrument ID Number: ICP6 TJA 61E_ Method: P_

Start Date: 04/18/98 End Date: 04/18/98

EPA Sample No.	D/F	Time	% R	Analytes																							
				AL	SB	AS	BA	BE	CD	CA	CR	CO	CU	FE	PB	MG	MN	HG	NI	K	SE	AG	NA	TL	V	ZN	CN
S0	1.00	0002		X	X	X	X	X	X	X	X	X	X	X	X	X	X		X	X	X	X	X	X	X	X	
S	1.00	0005		X						X				X		X				X			X				
S	1.00	0009			X	X									X						X			X			
S	1.00	0012					X	X	X		X	X	X				X		X			X			X	X	
ICV	1.00	0017																			X						
ICB	1.00	0021																			X						
ICSA	1.00	0026																			X						
ICSAB	1.00	0030																			X						
CRI	1.00	0034																			X						
CCV	1.00	0038																			X						
CCB	1.00	0042																			X						
ZZZZZZ	1.00	0047																									
ZZZZZZ	1.00	0051																									
ZZZZZZ	1.00	0055																									
ZZZZZZ	1.00	0059																									
ZZZZZZ	1.00	0103																									
ZZZZZZ	1.00	0107																									
ZZZZZZ	5.00	0112																									
ZZZZZZ	1.00	0116																									
ZZZZZZ	1.00	0120																									
ZZZZZZ	1.00	0124																									
CCV	1.00	0128																			X						
CCB	1.00	0132																			X						
PBW	1.00	0137																			X						
LCSW	1.00	0141																			X						
AL139	1.00	0145																			X						
AL139L	5.00	0149																			X						
AL139A	1.00	0153																			X						
AL139S	1.00	0157																			X						
AL139D	1.00	0202																			X						
ICSA	1.00	0206																			X						
ICSAB	1.00	0210																			X						

U.S. EPA - CLP

14
ANALYSIS RUN LOG

Lab Name: ITS_ENVIRONMENTAL_____ Contract: 98011_____

Lab Code: INCHVT Case No.: 98011_ SAS No.: _____ SDG No.:68755_

Instrument ID Number: ICP6 TJA 61E_ Method: P_

Start Date: 04/18/98 End Date: 04/18/98

EPA Sample No.	D/F	Time	% R	Analytes																								
				AL	SB	AS	BA	BE	CD	CA	CR	CO	CU	FE	PB	MG	MN	HG	NI	K	SE	AG	NA	TL	V	ZN	CN
CRI	1.00	0214																			X						
CCV	1.00	0218																			X						
CCB	1.00	0223																			X						

U.S. EPA - CLP

14
ANALYSIS RUN LOG

Lab Name: ITS_ENVIRONMENTAL_____ Contract: 98011_____

Lab Code: INCHVT Case No.: 98011_ SAS No.: _____ SDG No.:68755_

Instrument ID Number: ICP4 TJA 61E_ Method: P_

Start Date: 04/20/98 End Date: 04/20/98

EPA Sample No.	D/F	Time	% R	Analytes																							
				AL	SB	AS	BA	BE	CD	CA	CR	CO	CU	FE	PB	MG	MN	HG	NI	K	SE	AG	NA	TL	V	ZN	CN
S0	1.00	0226		X	X	X	X	X	X	X	X	X	X	X	X	X	X		X	X	X	X	X	X	X	X	
S	1.00	0231					X	X	X		X	X	X				X		X			X			X	X	
S	1.00	0235		X						X				X		X				X			X				
S	1.00	0240			X	X									X						X			X			
ICV	1.00	0246		X	X	X	X	X	X	X	X	X	X	X	X	X	X		X	X		X	X	X	X	X	
ICB	1.00	0252		X	X	X	X	X	X	X	X	X	X	X	X	X	X		X	X		X	X	X	X	X	
ICSA	1.00	0257		X	X	X	X	X	X	X	X	X	X	X	X	X	X		X	X		X	X	X	X	X	
ICSAB	1.00	0302		X	X	X	X	X	X	X	X	X	X	X	X	X	X		X	X		X	X	X	X	X	
CRI	1.00	0308		X	X	X	X	X	X	X	X	X	X	X	X	X	X		X	X		X	X	X	X	X	
CCV	1.00	0313		X	X	X	X	X	X	X	X	X	X	X	X	X	X		X	X		X	X	X	X	X	
CCB	1.00	0318		X	X	X	X	X	X	X	X	X	X	X	X	X	X		X	X		X	X	X	X	X	
ZZZZZZ	1.00	0324																									
ZZZZZZ	1.00	0329																									
ZZZZZZ	1.00	0334																									
ZZZZZZ	1.00	0339																									
ZZZZZZ	1.00	0345																									
ZZZZZZ	1.00	0350																									
ZZZZZZ	5.00	0355																									
ZZZZZZ	1.00	0400																									
ZZZZZZ	1.00	0406																									
ZZZZZZ	1.00	0411																									
CCV	1.00	0416		X	X	X	X	X	X	X	X	X	X	X	X	X	X		X	X		X	X	X	X	X	
CCB	1.00	0422		X	X	X	X	X	X	X	X	X	X	X	X	X	X		X	X		X	X	X	X	X	
PBW	1.00	0427		X	X	X	X	X	X	X	X	X	X	X	X	X	X		X	X		X	X	X	X	X	
LCSW	1.00	0432		X	X	X	X	X	X	X	X	X	X	X	X	X	X		X	X		X	X	X	X	X	
AL139	1.00	0437		X	X	X	X	X	X	X	X	X	X	X	X	X	X		X	X		X	X	X	X	X	
AL139L	5.00	0443		X	X	X	X	X	X	X	X	X	X	X	X	X	X		X	X		X	X	X	X	X	
AL139A	1.00	0448																						X			
AL139S	1.00	0453		X	X	X	X	X	X		X	X	X	X	X		X		X			X		X	X	X	
AL139D	1.00	0459		X	X	X	X	X	X	X	X	X	X	X	X	X	X		X	X		X	X	X	X	X	
CCV	1.00	0504		X	X	X	X	X	X	X	X	X	X	X	X	X	X		X	X		X	X	X	X	X	
CCB	1.00	0509		X	X	X	X	X	X	X	X	X	X	X	X	X	X		X	X		X	X	X	X	X	

U.S. EPA - CLP

14
ANALYSIS RUN LOG

Lab Name: ITS_ENVIRONMENTAL_____ Contract: 98011_____

Lab Code: INCHVT Case No.: 98011_ SAS No.: _____ SDG No.:68755_

Instrument ID Number: ICP4 TJA 61E_ Method: P_

Start Date: 04/20/98 End Date: 04/20/98

EPA Sample No.	D/F	Time	% R	Analytes																							
				AL	SB	AS	BA	BE	CD	CA	CR	CO	CU	FE	PB	MG	MN	HG	NI	K	SE	AG	NA	TL	V	ZN	CN
ICSA	1.00	0514		X	X	X	X	X	X	X	X	X	X	X	X	X	X	_	X	X	_	X	X	X	X	X	_
ICSAB	1.00	0520		X	X	X	X	X	X	X	X	X	X	X	X	X	X	_	X	X	_	X	X	X	X	X	_
CRI	1.00	0525		X	X	X	X	X	X	X	X	X	X	X	X	X	X	_	X	X	_	X	X	X	X	X	_
CCV	1.00	0531		X	X	X	X	X	X	X	X	X	X	X	X	X	X	_	X	X	_	X	X	X	X	X	_
CCB	1.00	0536		X	X	X	X	X	X	X	X	X	X	X	X	X	X	_	X	X	_	X	X	X	X	X	_

U.S. EPA - CLP

14

ANALYSIS RUN LOG

Lab Name: ITS_ENVIRONMENTAL_____ Contract: 98011_____

Lab Code: INCHVT Case No.: 98011_ SAS No.: _____ SDG No.:68755_

Instrument ID Number: ICP5 TJA 61E_ Method: P_

Start Date: 04/24/98 End Date: 04/24/98

EPA Sample No.	D/F	Time	% R	Analytes																								
				AL	SB	AS	BA	BE	CD	CA	CR	CO	CU	FE	PB	MG	MN	HG	NI	K	SE	AG	NA	TL	V	ZN	CN
S0	1.00	1158		X	X	X	X	X	X	X	X	X	X	X	X	X	X		X	X	X	X	X	X	X	X	
S	1.00	1201		X						X				X		X				X			X				
S	1.00	1206			X	X									X						X			X			
S	1.00	1211					X	X	X		X	X	X				X		X			X			X	X	
ICV	1.00	1216																					X				
ICB	1.00	1221																					X				
ICSA	1.00	1226																					X				
ICSAB	1.00	1231																					X				
CRI	1.00	1236																					X				
CCV	1.00	1241																					X				
CCB	1.00	1245																					X				
AL145	10.00	1250																					X				
ZZZZZZ	10.00	1255																									
ZZZZZZ	10.00	1300																									
ZZZZZZ	10.00	1305																									
ICSA	1.00	1309																					X				
ICSAB	1.00	1314																					X				
CRI	1.00	1319																					X				
CCV	1.00	1324																					X				
CCB	1.00	1329																					X				

U.S. EPA - CLP

14
ANALYSIS RUN LOG

Lab Name: ITS_ENVIRONMENTAL_____ Contract: 98011_____

Lab Code: INCHVT Case No.: 98011_ SAS No.: _____ SDG No.:68755_

Instrument ID Number: CV1 PS200II__ Method: CV

Start Date: 04/03/98 End Date: 04/03/98

EPA Sample No.	D/F	Time	% R	Analytes																							
				AL	SB	AS	BA	BE	CD	CA	CR	CO	CU	FE	PB	MG	MN	HG	NI	K	SE	AG	NA	TL	V	ZN	CN
S0	1.00	1406																X									
S0.2	1.00	1408																X									
S0.5	1.00	1410																X									
S1	1.00	1413																X									
S5	1.00	1415																X									
S10	1.00	1418																X									
ICV	1.00	1420																X									
ICB	1.00	1423																X									
CRA	1.00	1425																X									
CCV	1.00	1427																X									
CCB	1.00	1429																X									
PBW	1.00	1432																X									
LCSW	1.00	1434																X									
ZZZZZZ	1.00	1437																									
ZZZZZZ	1.00	1439																									
ZZZZZZ	1.00	1442																									
ZZZZZZ	1.00	1444																									
ZZZZZZ	1.00	1446																									
AL133	1.00	1449																X									
AL161	1.00	1451																X									
CCV	1.00	1453																X									
CCB	1.00	1456																X									
AL135	1.00	1458																X									
AL147	1.00	1501																X									
AL145	1.00	1503																X									
AL139	1.00	1506																									
AL139S	1.00	1508																									
AL160	1.00	1510																X									
ZZZZZZ	1.00	1513																									
ZZZZZZ	1.00	1515																									
ZZZZZZ	1.00	1517																									
CCV	1.00	1520																X									

U.S. EPA - CLP

14
ANALYSIS RUN LOG

Lab Name: ITS_ENVIRONMENTAL_____ Contract: 98011_____

Lab Code: INCHVT Case No.: 98011_ SAS No.: _____ SDG No.:68755_

Instrument ID Number: CV1 PS200II__ Method: CV

Start Date: 04/03/98 End Date: 04/03/98

EPA Sample No.	D/F	Time	% R	Analytes																								
				AL	SB	AS	BA	BE	CD	CA	CR	CO	CU	FE	PB	MG	MN	HG	NI	K	SE	AG	NA	TL	V	ZN	CN
CCB	1.00	1522																X									

FORM XIV - IN ILM03.0

U.S. EPA - CLP

14
ANALYSIS RUN LOG

Lab Name: ITS_ENVIRONMENTAL_____ Contract: 98011_____

Lab Code: INCHVT Case No.: 98011_ SAS No.: _____ SDG No.:68755_

Instrument ID Number: CV1 PS200II__ Method: CV

Start Date: 04/09/98 End Date: 04/09/98

EPA Sample No.	D/F	Time	% R	Analytes																								
				AL	SB	AS	BA	BE	CD	CA	CR	CO	CU	FE	PB	MG	MN	HG	NI	K	SE	AG	NA	TL	V	ZN	CN
S0	1.00	0959																X									
S0.2	1.00	1002																X									
S0.5	1.00	1004																X									
S1	1.00	1006																X									
S5	1.00	1009																X									
S10	1.00	1011																X									
ICV	1.00	1013																X									
ICB	1.00	1016																X									
CRA	1.00	1018																X									
CCV	1.00	1021																X									
CCB	1.00	1023																X									
PBW	1.00	1025																X									
LCSW	1.00	1028																X									
AL139	1.00	1030																X									
AL139S	1.00	1032																X									
AL139D	1.00	1035																X									
ZZZZZZ	1.00	1037																									
ZZZZZZ	1.00	1039																									
ZZZZZZ	1.00	1041																									
ZZZZZZ	1.00	1044																									
CCV	1.00	1046																X									
CCB	1.00	1048																X									

U.S. EPA - CLP

14
ANALYSIS RUN LOG

Lab Name: ITS_ENVIRONMENTAL_____ Contract: 98011_____

Lab Code: INCHVT Case No.: 98011_ SAS No.: _____ SDG No.:68755_

Instrument ID Number: PS1214_____ Method: AS

Start Date: 04/02/98 End Date: 04/02/98

EPA Sample No.	D/F	Time	% R	Analytes																								
				AL	SB	AS	BA	BE	CD	CA	CR	CO	CU	FE	PB	MG	MN	HG	NI	K	SE	AG	NA	TL	V	ZN	CN
S0	1.00	2240																									X
S10	1.00	2242																									X
S50	1.00	2244																									X
S100	1.00	2246																									X
S200	1.00	2248																									X
S300	1.00	2251																									X
ICV	1.00	2253																									X
ICB	1.00	2255																									X
CCV	1.00	2257																									X
CCB	1.00	2259																									X
ZZZZZZ	1.00	2301																									
PBW	1.00	2304																									X
ZZZZZZ	1.00	2306																									
ZZZZZZ	1.00	2308																									
ZZZZZZ	1.00	2310																									
ZZZZZZ	1.00	2312																									
ZZZZZZ	1.00	2314																									
ZZZZZZ	1.00	2316																									
AL133	1.00	2318																									X
AL161	1.00	2320																									X
CCV	1.00	2322																									X
CCB	1.00	2324																									X
AL135	1.00	2327																									X
AL147	1.00	2329																									X
AL145	1.00	2331																									X
AL139	1.00	2333																									X
AL139S	1.00	2335																									X
AL160	1.00	2337																									X
ZZZZZZ	1.00	2339																									
ZZZZZZ	1.00	2341																									
ZZZZZZ	1.00	2343																									
ZZZZZZ	1.00	2345																									

U.S. EPA - CLP

14
ANALYSIS RUN LOG

Lab Name: ITS_ENVIRONMENTAL_____ Contract: 98011_____

Lab Code: INCHVT Case No.: 98011_ SAS No.: _____ SDG No.:68755_

Instrument ID Number: PS1214_____ Method: AS

Start Date: 04/02/98 End Date: 04/02/98

EPA Sample No.	D/F	Time	% R	Analytes																							
				AL	SB	AS	BA	BE	CD	CA	CR	CO	CU	FE	PB	MG	MN	HG	NI	K	SE	AG	NA	TL	V	ZN	CN
CCV	1.00	2347																									X
CCB	1.00	2349																									X

U.S. EPA - CLP

14
ANALYSIS RUN LOG

Lab Name: ITS_ENVIRONMENTAL_____ Contract: 98011_____

Lab Code: INCHVT Case No.: 98011_ SAS No.: _____ SDG No.:68755_

Instrument ID Number: PS1214_____ Method: AS

Start Date: 04/09/98 End Date: 04/09/98

EPA Sample No.	D/F	Time	% R	Analytes																							
				AL	SB	AS	BA	BE	CD	CA	CR	CO	CU	FE	PB	MG	MN	HG	NI	K	SE	AG	NA	TL	V	ZN	CN
S0	1.00	0906																									X
S10	1.00	0908																									X
S50	1.00	0910																									X
S100	1.00	0913																									X
S200	1.00	0915																									X
S300	1.00	0917																									X
ICV	1.00	0919																									X
ICB	1.00	0922																									X
CCV	1.00	0924																									X
CCB	1.00	0926																									X
ZZZZZZ	1.00	0928																									
PBW	1.00	0930																									X
ZZZZZZ	1.00	0932																									
ZZZZZZ	1.00	0934																									
AL139D	1.00	0936																									X
ZZZZZZ	1.00	0938																									
ZZZZZZ	1.00	0940																									
ZZZZZZ	1.00	0943																									
ZZZZZZ	1.00	0945																									
ZZZZZZ	1.00	0947																									
CCV	1.00	0949																									X
CCB	1.00	0951																									X

1LCA

LOW CONC. WATER VOLATILE ORGANICS ANALYSIS DATA SHEET

EPA SAMPLE NO.

AL136

Lab Name: ITS ENVIRONMENTAL Contract: 98011

Lab Code: INCHVT Case No.: 98011 SAS No.: SDG No.: 68755

Lab Sample ID: 354998 Date Received: 03/31/98

Lab File ID: L354998DV Date Analyzed: 04/02/98

Purge Volume: 5 (mL) Dilution Factor: 4.6

GC Column: DB-624 ID: 0.53 (mm) Length: 75 (m)

CAS NO.	COMPOUND	CONCENTRATION (ug/L)	Q
74-87-3	Chloromethane	5	U
74-83-9	Bromomethane	5	U
75-01-4	Vinyl Chloride	5	U
75-00-3	Chloroethane	5	U
75-09-2	Methylene Chloride	9	U
67-64-1	Acetone	23	U
75-15-0	Carbon Disulfide	5	U
75-35-4	1,1-Dichloroethene	5	U
75-34-3	1,1-Dichloroethane	5	U
156-59-2	cis-1,2-Dichloroethene	92	
156-60-5	trans-1,2-Dichloroethene	5	U
67-66-3	Chloroform	5	U
107-06-2	1,2-Dichloroethane	5	U
78-93-3	2-Butanone	23	U
74-97-5	Bromochloromethane	5	U
71-55-6	1,1,1-Trichloroethane	5	U
56-23-5	Carbon Tetrachloride	5	U
75-27-4	Bromodichloromethane	5	U
78-87-5	1,2-Dichloropropane	5	U
10061-01-5	cis-1,3-Dichloropropene	5	U
79-01-6	Trichloroethene	6	
124-48-1	Dibromochloromethane	5	U
79-00-5	1,1,2-Trichloroethane	5	U
71-43-2	Benzene	5	U
10061-02-6	trans-1,3-Dichloropropene	5	U
75-25-2	Bromoform	5	U
108-10-1	4-Methyl-2-Pentanone	23	U
591-78-6	2-Hexanone	23	U
127-18-4	Tetrachloroethene	5	U
79-34-5	1,1,2,2-Tetrachloroethane	5	U
106-93-4	1,2-Dibromoethane	5	U
108-88-3	Toluene	5	U
108-90-7	Chlorobenzene	5	U
100-41-4	Ethylbenzene	5	U
100-42-5	Styrene	5	U
1330-20-7	Xylene (total)	5	U
541-73-1	1,3-Dichlorobenzene	5	U
106-46-7	1,4-Dichlorobenzene	5	U
95-50-1	1,2-Dichlorobenzene	5	U
96-12-8	1,2-Dibromo-3-chloropropane	5	U

1LCE

LOW CONC. WATER VOLATILE ORGANICS ANALYSIS DATA SHEET
TENTATIVELY IDENTIFIED COMPOUNDS

EPA SAMPLE NO.

AL136

Lab Name: ITS ENVIRONMENTAL Contract: 98011

Lab Code: INCHVT Case No.: 98011 SAS No.: SDG No.: 68755

Lab Sample ID: 354998 Date Received: 03/31/98

Lab File ID: L354998DV Date Analyzed: 04/02/98

Purge Volume: 5 (mL) Dilution Factor: 4.6

GC Column: DB-624 ID: 0.53 (mm) Length: 75 (m)

Number TICs found: 0

CAS NUMBER	COMPOUND NAME	RT	EST.CONC. (ug/L)	Q
1.				
2.				
3.				
4.				
5.				
6.				
7.				
8.				
9.				
10.				
11.				
12.				
13.				
14.				
15.				
16.				
17.				
18.				
19.				
20.				
21.				
22.				
23.				
24.				
25.				
26.				
27.				
28.				
29.				
30.				

1LCA

LOW CONC. WATER VOLATILE ORGANICS ANALYSIS DATA SHEET

EPA SAMPLE NO.

AL156

Lab Name: ITS ENVIRONMENTAL Contract: 98011

Lab Code: INCHVT Case No.: 98011 SAS No.: SDG No.: 68755

Lab Sample ID: 355000 Date Received: 03/31/98

Lab File ID: L355000DV Date Analyzed: 04/02/98

Purge Volume: 5 (mL) Dilution Factor: 48.9

GC Column: DB-624 ID: 0.53 (mm) Length: 75 (m)

CAS NO.	COMPOUND	CONCENTRATION (ug/L)	Q
74-87-3	Chloromethane	49	U
74-83-9	Bromomethane	49	U
75-01-4	Vinyl Chloride	15	J
75-00-3	Chloroethane	49	U
75-09-2	Methylene Chloride	98	U
67-64-1	Acetone	240	U
75-15-0	Carbon Disulfide	49	U
75-35-4	1,1-Dichloroethene	49	U
75-34-3	1,1-Dichloroethane	49	U
156-59-2	cis-1,2-Dichloroethene	1300	E
156-60-5	trans-1,2-Dichloroethene	49	U
67-66-3	Chloroform	49	U
107-06-2	1,2-Dichloroethane	49	U
78-93-3	2-Butanone	240	U
74-97-5	Bromochloromethane	49	U
71-55-6	1,1,1-Trichloroethane	49	U
56-23-5	Carbon Tetrachloride	49	U
75-27-4	Bromodichloromethane	49	U
78-87-5	1,2-Dichloropropane	49	U
10061-01-5	cis-1,3-Dichloropropene	49	U
79-01-6	Trichloroethene	920	
124-48-1	Dibromochloromethane	49	U
79-00-5	1,1,2-Trichloroethane	49	U
71-43-2	Benzene	49	U
10061-02-6	trans-1,3-Dichloropropene	49	U
75-25-2	Bromoform	49	U
108-10-1	4-Methyl-2-Pentanone	240	U
591-78-6	2-Hexanone	240	U
127-18-4	Tetrachloroethene	49	U
79-34-5	1,1,2,2-Tetrachloroethane	49	U
106-93-4	1,2-Dibromoethane	49	U
108-88-3	Toluene	49	U
108-90-7	Chlorobenzene	49	U
100-41-4	Ethylbenzene	49	U
100-42-5	Styrene	49	U
1330-20-7	Xylene (total)	49	U
541-73-1	1,3-Dichlorobenzene	49	U
106-46-7	1,4-Dichlorobenzene	49	U
95-50-1	1,2-Dichlorobenzene	49	U
96-12-8	1,2-Dibromo-3-chloropropane	49	U

1LCE

LOW CONC. WATER VOLATILE ORGANICS ANALYSIS DATA SHEET
TENTATIVELY IDENTIFIED COMPOUNDS

EPA SAMPLE NO.

AL156

Lab Name: ITS ENVIRONMENTAL Contract: 98011

Lab Code: INCHVT Case No.: 98011 SAS No.: SDG No.: 68755

Lab Sample ID: 355000 Date Received: 03/31/98

Lab File ID: L355000DV Date Analyzed: 04/02/98

Purge Volume: 5 (mL) Dilution Factor: 48.9

GC Column: DB-624 ID: 0.53 (mm) Length: 75 (m)

Number TICs found: 0

CAS NUMBER	COMPOUND NAME	RT	EST. CONC. (ug/L)	Q
1.				
2.				
3.				
4.				
5.				
6.				
7.				
8.				
9.				
10.				
11.				
12.				
13.				
14.				
15.				
16.				
17.				
18.				
19.				
20.				
21.				
22.				
23.				
24.				
25.				
26.				
27.				
28.				
29.				
30.				

1LCA

LOW CONC. WATER VOLATILE ORGANICS ANALYSIS DATA SHEET

EPA SAMPLE NO.

AL156DL

Lab Name: ITS ENVIRONMENTAL Contract: 98011

Lab Code: INCHVT Case No.: 98011 SAS No.: SDG No.: 68755

Lab Sample ID: 355000D1 Date Received: 03/31/98

Lab File ID: L355000I2V Date Analyzed: 04/07/98

Purge Volume: 5 (mL) Dilution Factor: 66.7

GC Column: DB-624 ID: 0.53 (mm) Length: 75 (m)

CAS NO.	COMPOUND	CONCENTRATION (ug/L)	Q
74-87-3	Chloromethane	67	U
74-83-9	Bromomethane	67	U
75-01-4	Vinyl Chloride	17	DJ
75-00-3	Chloroethane	67	U
75-09-2	Methylene Chloride	130	U
67-64-1	Acetone	330	U
75-15-0	Carbon Disulfide	67	U
75-35-4	1,1-Dichloroethene	67	U
75-34-3	1,1-Dichloroethane	67	U
156-59-2	cis-1,2-Dichloroethene	1300	D
156-60-5	trans-1,2-Dichloroethene	67	U
67-66-3	Chloroform	67	U
107-06-2	1,2-Dichloroethane	67	U
78-93-3	2-Butanone	330	U
74-97-5	Bromochloromethane	67	U
71-55-6	1,1,1-Trichloroethane	67	U
56-23-5	Carbon Tetrachloride	67	U
75-27-4	Bromodichloromethane	67	U
78-87-5	1,2-Dichloropropane	67	U
10061-01-5	cis-1,3-Dichloropropene	67	U
79-01-6	Trichloroethene	910	D
124-48-1	Dibromochloromethane	67	U
79-00-5	1,1,2-Trichloroethane	67	U
71-43-2	Benzene	67	U
10061-02-6	trans-1,3-Dichloropropene	67	U
75-25-2	Bromoform	67	U
108-10-1	4-Methyl-2-Pentanone	330	U
591-78-6	2-Hexanone	330	U
127-18-4	Tetrachloroethene	67	U
79-34-5	1,1,2,2-Tetrachloroethane	67	U
106-93-4	1,2-Dibromoethane	67	U
108-88-3	Toluene	67	U
108-90-7	Chlorobenzene	67	U
100-41-4	Ethylbenzene	67	U
100-42-5	Styrene	67	U
1330-20-7	Xylene (total)	67	U
541-73-1	1,3-Dichlorobenzene	67	U
106-46-7	1,4-Dichlorobenzene	67	U
95-50-1	1,2-Dichlorobenzene	67	U
96-12-8	1,2-Dibromo-3-chloropropane	67	U

1LCE

LOW CONC. WATER VOLATILE ORGANICS ANALYSIS DATA SHEET
TENTATIVELY IDENTIFIED COMPOUNDS

EPA SAMPLE NO.

AL156DL

Lab Name: ITS ENVIRONMENTAL Contract: 98011

Lab Code: INCHVT Case No.: 98011 SAS No.: SDG No.: 68755

Lab Sample ID: 355000D1 Date Received: 03/31/98

Lab File ID: L355000I2V Date Analyzed: 04/07/98

Purge Volume: 5 (mL) Dilution Factor: 66.7

GC Column: DB-624 ID: 0.53 (mm) Length: 75 (m)

Number TICs found: 0

CAS NUMBER	COMPOUND NAME	RT	EST.CONC. (ug/L)	Q
1.				
2.				
3.				
4.				
5.				
6.				
7.				
8.				
9.				
10.				
11.				
12.				
13.				
14.				
15.				
16.				
17.				
18.				
19.				
20.				
21.				
22.				
23.				
24.				
25.				
26.				
27.				
28.				
29.				
30.				

1LCA

LOW CONC. WATER VOLATILE ORGANICS ANALYSIS DATA SHEET

EPA SAMPLE NO.

AL133

Lab Name: ITS ENVIRONMENTAL Contract: 98011

Lab Code: INCHVT Case No.: 98011 SAS No.: SDG No.: 68755

Lab Sample ID: 355002 Date Received: 03/31/98

Lab File ID: L355002V Date Analyzed: 04/02/98

Purge Volume: 5 (mL) Dilution Factor: 1.0

GC Column: DB-624 ID: 0.53 (mm) Length: 75 (m)

CAS NO.	COMPOUND	CONCENTRATION (ug/L)	Q
74-87-3	Chloromethane	1	U
74-83-9	Bromomethane	1	U
75-01-4	Vinyl Chloride	1	U
75-00-3	Chloroethane	1	U
75-09-2	Methylene Chloride	2	U
67-64-1	Acetone	5	U
75-15-0	Carbon Disulfide	1	U
75-35-4	1,1-Dichloroethene	1	U
75-34-3	1,1-Dichloroethane	1	U
156-59-2	cis-1,2-Dichloroethene	3	
156-60-5	trans-1,2-Dichloroethene	1	U
67-66-3	Chloroform	1	U
107-06-2	1,2-Dichloroethane	1	U
78-93-3	2-Butanone	5	U
74-97-5	Bromochloromethane	1	U
71-55-6	1,1,1-Trichloroethane	1	U
56-23-5	Carbon Tetrachloride	1	U
75-27-4	Bromodichloromethane	1	U
78-87-5	1,2-Dichloropropane	1	U
10061-01-5	cis-1,3-Dichloropropene	1	U
79-01-6	Trichloroethene	0.5	J
124-48-1	Dibromochloromethane	1	U
79-00-5	1,1,2-Trichloroethane	1	U
71-43-2	Benzene	1	U
10061-02-6	trans-1,3-Dichloropropene	1	U
75-25-2	Bromoform	1	U
108-10-1	4-Methyl-2-Pentanone	5	U
591-78-6	2-Hexanone	5	U
127-18-4	Tetrachloroethene	1	U
79-34-5	1,1,2,2-Tetrachloroethane	1	U
106-93-4	1,2-Dibromoethane	1	U
108-88-3	Toluene	1	U
108-90-7	Chlorobenzene	1	U
100-41-4	Ethylbenzene	1	U
100-42-5	Styrene	1	U
1330-20-7	Xylene (total)	1	U
541-73-1	1,3-Dichlorobenzene	1	U
106-46-7	1,4-Dichlorobenzene	1	U
95-50-1	1,2-Dichlorobenzene	1	U
96-12-8	1,2-Dibromo-3-chloropropane	1	U

1LCE

LOW CONC. WATER VOLATILE ORGANICS ANALYSIS DATA SHEET
TENTATIVELY IDENTIFIED COMPOUNDS

EPA SAMPLE NO.

AL133

Lab Name: ITS ENVIRONMENTAL Contract: 98011

Lab Code: INCHVT Case No.: 98011 SAS No.: SDG No.: 68755

Lab Sample ID: 355002 Date Received: 03/31/98

Lab File ID: L355002V Date Analyzed: 04/02/98

Purge Volume: 5 (mL) Dilution Factor: 1.0

GC Column: DB-624 ID: 0.53 (mm) Length: 75 (m)

Number TICs found: 0

CAS NUMBER	COMPOUND NAME	RT	EST.CONC. (ug/L)	Q
1.				
2.				
3.				
4.				
5.				
6.				
7.				
8.				
9.				
10.				
11.				
12.				
13.				
14.				
15.				
16.				
17.				
18.				
19.				
20.				
21.				
22.				
23.				
24.				
25.				
26.				
27.				
28.				
29.				
30.				

1LCA

LOW CONC. WATER VOLATILE ORGANICS ANALYSIS DATA SHEET

EPA SAMPLE NO.

~~AL161~~
AL147
KKS

Lab Name: ITS ENVIRONMENTAL Contract: 98011

Lab Code: INCHVT Case No.: 98011 SAS No.: SDG No.: 68755

Lab Sample ID: 355006 Date Received: 03/31/98

Lab File ID: L355006V Date Analyzed: 04/07/98

Purge Volume: 5 (mL) Dilution Factor: 1.0

GC Column: DB-624 ID: 0.53 (mm) Length: 75 (m)

CAS NO.	COMPOUND	CONCENTRATION (ug/L)	Q
74-87-3	Chloromethane	1	U
74-83-9	Bromomethane	1	U
75-01-4	Vinyl Chloride	0.3	J
75-00-3	Chloroethane	1	U
75-09-2	Methylene Chloride	2	U
67-64-1	Acetone	5	U
75-15-0	Carbon Disulfide	1	U
75-35-4	1,1-Dichloroethene	1	U
75-34-3	1,1-Dichloroethane	1	U
156-59-2	cis-1,2-Dichloroethene	63	E
156-60-5	trans-1,2-Dichloroethene	2	
67-66-3	Chloroform	1	U
107-06-2	1,2-Dichloroethane	1	U
78-93-3	2-Butanone	5	U
74-97-5	Bromochloromethane	1	U
71-55-6	1,1,1-Trichloroethane	1	U
56-23-5	Carbon Tetrachloride	1	U
75-27-4	Bromodichloromethane	1	U
78-87-5	1,2-Dichloropropane	1	U
10061-01-5	cis-1,3-Dichloropropene	1	U
79-01-6	Trichloroethene	34	E
124-48-1	Dibromochloromethane	1	U
79-00-5	1,1,2-Trichloroethane	1	U
71-43-2	Benzene	1	U
10061-02-6	trans-1,3-Dichloropropene	1	U
75-25-2	Bromoform	1	U
108-10-1	4-Methyl-2-Pentanone	5	U
591-78-6	2-Hexanone	5	U
127-18-4	Tetrachloroethene	1	U
79-34-5	1,1,2,2-Tetrachloroethane	1	U
106-93-4	1,2-Dibromoethane	1	U
108-88-3	Toluene	0.2	J
108-90-7	Chlorobenzene	1	U
100-41-4	Ethylbenzene	1	U
100-42-5	Styrene	1	U
1330-20-7	Xylene (total)	1	U
541-73-1	1,3-Dichlorobenzene	1	U
106-46-7	1,4-Dichlorobenzene	1	U
95-50-1	1,2-Dichlorobenzene	1	U
96-12-8	1,2-Dibromo-3-chloropropane	1	U

1LCE

LOW CONC. WATER VOLATILE ORGANICS ANALYSIS DATA SHEET
TENTATIVELY IDENTIFIED COMPOUNDS

EPA SAMPLE NO.

AL161RE

Lab Name: ITS ENVIRONMENTAL Contract: 98011

Lab Code: INCHVT Case No.: 98011 SAS No.: SDG No.: 68755

Lab Sample ID: 355006R1 Date Received: 03/31/98

Lab File ID: L355006I4V Date Analyzed: 04/08/98

Purge Volume: 5 (mL) Dilution Factor: 1.0

GC Column: DB-624 ID: 0.53 (mm) Length: 75 (m)

Number TICs found: 0

CAS NUMBER	COMPOUND NAME	RT	EST.CONC. (ug/L)	Q
1.				
2.				
3.				
4.				
5.				
6.				
7.				
8.				
9.				
10.				
11.				
12.				
13.				
14.				
15.				
16.				
17.				
18.				
19.				
20.				
21.				
22.				
23.				
24.				
25.				
26.				
27.				
28.				
29.				
30.				

1LCA
LOW CONC. WATER VOLATILE ORGANICS ANALYSIS DATA SHEET

EPA SAMPLE NO.

AL135

Lab Name: ITS ENVIRONMENTAL Contract: 98011

Lab Code: INCHVT Case No.: 98011 SAS No.: SDG No.: 68755

Lab Sample ID: 355007 Date Received: 03/31/98

Lab File ID: L355007DV Date Analyzed: 04/02/98

Purge Volume: 5 (mL) Dilution Factor: 5.2

GC Column: DB-624 ID: 0.53 (mm) Length: 75 (m)

CAS NO.	COMPOUND	CONCENTRATION (ug/L)	Q
74-87-3	Chloromethane	5	U
74-83-9	Bromomethane	5	U
75-01-4	Vinyl Chloride	5	U
75-00-3	Chloroethane	5	U
75-09-2	Methylene Chloride	10	U
67-64-1	Acetone	26	U
75-15-0	Carbon Disulfide	5	U
75-35-4	1,1-Dichloroethene	5	U
75-34-3	1,1-Dichloroethane	5	U
156-59-2	cis-1,2-Dichloroethene	3	J
156-60-5	trans-1,2-Dichloroethene	5	U
67-66-3	Chloroform	2	J
107-06-2	1,2-Dichloroethane	5	U
78-93-3	2-Butanone	26	U
74-97-5	Bromochloromethane	5	U
71-55-6	1,1,1-Trichloroethane	5	U
56-23-5	Carbon Tetrachloride	5	U
75-27-4	Bromodichloromethane	5	U
78-87-5	1,2-Dichloropropane	5	U
10061-01-5	cis-1,3-Dichloropropene	5	U
79-01-6	Trichloroethene	130	
124-48-1	Dibromochloromethane	5	U
79-00-5	1,1,2-Trichloroethane	5	U
71-43-2	Benzene	5	U
10061-02-6	trans-1,3-Dichloropropene	5	U
75-25-2	Bromoform	5	U
108-10-1	4-Methyl-2-Pentanone	26	U
591-78-6	2-Hexanone	26	U
127-18-4	Tetrachloroethene	5	U
79-34-5	1,1,2,2-Tetrachloroethane	5	U
106-93-4	1,2-Dibromoethane	5	U
108-88-3	Toluene	5	U
108-90-7	Chlorobenzene	5	U
100-41-4	Ethylbenzene	5	U
100-42-5	Styrene	5	U
1330-20-7	Xylene (total)	5	U
541-73-1	1,3-Dichlorobenzene	5	U
106-46-7	1,4-Dichlorobenzene	5	U
95-50-1	1,2-Dichlorobenzene	5	U
96-12-8	1,2-Dibromo-3-chloropropane	5	U

1LCE

LOW CONC. WATER VOLATILE ORGANICS ANALYSIS DATA SHEET
TENTATIVELY IDENTIFIED COMPOUNDS

EPA SAMPLE NO.

AL135

Lab Name: ITS ENVIRONMENTAL Contract: 98011

Lab Code: INCHVT Case No.: 98011 SAS No.: SDG No.: 68755

Lab Sample ID: 355007 Date Received: 03/31/98

Lab File ID: L355007DV Date Analyzed: 04/02/98

Purge Volume: 5 (mL) Dilution Factor: 5.2

GC Column: DB-624 ID: 0.53 (mm) Length: 75 (m)

Number TICs found: 0

CAS NUMBER	COMPOUND NAME	RT	EST.CONC. (ug/L)	Q
1.				
2.				
3.				
4.				
5.				
6.				
7.				
8.				
9.				
10.				
11.				
12.				
13.				
14.				
15.				
16.				
17.				
18.				
19.				
20.				
21.				
22.				
23.				
24.				
25.				
26.				
27.				
28.				
29.				
30.				

1LCA

LOW CONC. WATER VOLATILE ORGANICS ANALYSIS DATA SHEET

EPA SAMPLE NO.

~~AL147~~ AL161 KKJ

Lab Name: ITS ENVIRONMENTAL Contract: 98011

Lab Code: INCHVT Case No.: 98011 SAS No.: SDG No.: 68755

Lab Sample ID: 355009 Date Received: 03/31/98

Lab File ID: L355009I2V Date Analyzed: 04/07/98

Purge Volume: 5 (mL) Dilution Factor: 1.0

GC Column: DB-624 ID: 0.53 (mm) Length: 75 (m)

CAS NO.	COMPOUND	CONCENTRATION (ug/L)	Q
74-87-3	Chloromethane	1	U
74-83-9	Bromomethane	1	U
75-01-4	Vinyl Chloride	1	U
75-00-3	Chloroethane	1	U
75-09-2	Methylene Chloride	2	U
67-64-1	Acetone	5	U
75-15-0	Carbon Disulfide	1	U
75-35-4	1,1-Dichloroethene	1	U
75-34-3	1,1-Dichloroethane	1	U
156-59-2	cis-1,2-Dichloroethene	1	U
156-60-5	trans-1,2-Dichloroethene	1	U
67-66-3	Chloroform	1	U
107-06-2	1,2-Dichloroethane	1	U
78-93-3	2-Butanone	5	U
74-97-5	Bromochloromethane	1	U
71-55-6	1,1,1-Trichloroethane	1	U
56-23-5	Carbon Tetrachloride	1	U
75-27-4	Bromodichloromethane	1	U
78-87-5	1,2-Dichloropropane	1	U
10061-01-5	cis-1,3-Dichloropropene	1	U
79-01-6	Trichloroethene	1	U
124-48-1	Dibromochloromethane	1	U
79-00-5	1,1,2-Trichloroethane	1	U
71-43-2	Benzene	1	U
10061-02-6	trans-1,3-Dichloropropene	1	U
75-25-2	Bromoform	1	U
108-10-1	4-Methyl-2-Pentanone	5	U
591-78-6	2-Hexanone	5	U
127-18-4	Tetrachloroethene	1	U
79-34-5	1,1,2,2-Tetrachloroethane	1	U
106-93-4	1,2-Dibromoethane	1	U
108-88-3	Toluene	1	U
108-90-7	Chlorobenzene	1	U
100-41-4	Ethylbenzene	1	U
100-42-5	Styrene	1	U
1330-20-7	Xylene (total)	1	U
541-73-1	1,3-Dichlorobenzene	1	U
106-46-7	1,4-Dichlorobenzene	1	U
95-50-1	1,2-Dichlorobenzene	1	U
96-12-8	1,2-Dibromo-3-chloropropane	1	U

1LCE

LOW CONC. WATER VOLATILE ORGANICS ANALYSIS DATA SHEET
TENTATIVELY IDENTIFIED COMPOUNDS

EPA SAMPLE NO.

~~AL147~~
AL161

Lab Name: ITS ENVIRONMENTAL Contract: 98011

Lab Code: INCHVT Case No.: 98011 SAS No.: SDG No.: 68755

Lab Sample ID: 355009 Date Received: 03/31/98

Lab File ID: L355009I2V Date Analyzed: 04/07/98

Purge Volume: 5 (mL) Dilution Factor: 1.0

GC Column: DB-624 ID: 0.53 (mm) Length: 75 (m)

Number TICs found: 0

CAS NUMBER	COMPOUND NAME	RT	EST.CONC. (ug/L)	Q
1.				
2.				
3.				
4.				
5.				
6.				
7.				
8.				
9.				
10.				
11.				
12.				
13.				
14.				
15.				
16.				
17.				
18.				
19.				
20.				
21.				
22.				
23.				
24.				
25.				
26.				
27.				
28.				
29.				
30.				

1LCA

LOW CONC. WATER VOLATILE ORGANICS ANALYSIS DATA SHEET

EPA SAMPLE NO.

AL145

Lab Name: ITS ENVIRONMENTAL Contract: 98011

Lab Code: INCHVT Case No.: 98011 SAS No.: SDG No.: 68755

Lab Sample ID: 355011 Date Received: 03/31/98

Lab File ID: L355011DV Date Analyzed: 04/02/98

Purge Volume: 5 (mL) Dilution Factor: 14.7

GC Column: DB-624 ID: 0.53 (mm) Length: 75 (m)

CAS NO.	COMPOUND	CONCENTRATION (ug/L)	Q
74-87-3	Chloromethane	15	U
74-83-9	Bromomethane	15	U
75-01-4	Vinyl Chloride	71	
75-00-3	Chloroethane	15	U
75-09-2	Methylene Chloride	29	U
67-64-1	Acetone	73	U
75-15-0	Carbon Disulfide	15	U
75-35-4	1,1-Dichloroethene	15	U
75-34-3	1,1-Dichloroethane	4	J
156-59-2	cis-1,2-Dichloroethene	360	
156-60-5	trans-1,2-Dichloroethene	15	U
67-66-3	Chloroform	15	U
107-06-2	1,2-Dichloroethane	15	U
78-93-3	2-Butanone	73	U
74-97-5	Bromochloromethane	15	U
71-55-6	1,1,1-Trichloroethane	15	U
56-23-5	Carbon Tetrachloride	15	U
75-27-4	Bromodichloromethane	15	U
78-87-5	1,2-Dichloropropane	15	U
10061-01-5	cis-1,3-Dichloropropene	15	U
79-01-6	Trichloroethene	13	J
124-48-1	Dibromochloromethane	15	U
79-00-5	1,1,2-Trichloroethane	15	U
71-43-2	Benzene	15	U
10061-02-6	trans-1,3-Dichloropropene	15	U
75-25-2	Bromoform	15	U
108-10-1	4-Methyl-2-Pentanone	73	U
591-78-6	2-Hexanone	73	U
127-18-4	Tetrachloroethene	15	U
79-34-5	1,1,2,2-Tetrachloroethane	15	U
106-93-4	1,2-Dibromoethane	15	U
108-88-3	Toluene	15	U
108-90-7	Chlorobenzene	15	U
100-41-4	Ethylbenzene	15	U
100-42-5	Styrene	15	U
1330-20-7	Xylene (total)	15	U
541-73-1	1,3-Dichlorobenzene	15	U
106-46-7	1,4-Dichlorobenzene	15	U
95-50-1	1,2-Dichlorobenzene	15	U
96-12-8	1,2-Dibromo-3-chloropropane	15	U

1LCE

LOW CONC. WATER VOLATILE ORGANICS ANALYSIS DATA SHEET
TENTATIVELY IDENTIFIED COMPOUNDS

EPA SAMPLE NO.

AL145

Lab Name: ITS ENVIRONMENTAL Contract: 98011

Lab Code: INCHVT Case No.: 98011 SAS No.: SDG No.: 68755

Lab Sample ID: 355011 Date Received: 03/31/98

Lab File ID: L355011DV Date Analyzed: 04/02/98

Purge Volume: 5 (mL) Dilution Factor: 14.7

GC Column: DB-624 ID: 0.53 (mm) Length: 75 (m)

Number TICs found: 0

CAS NUMBER	COMPOUND NAME	RT	EST.CONC. (ug/L)	Q
1.				
2.				
3.				
4.				
5.				
6.				
7.				
8.				
9.				
10.				
11.				
12.				
13.				
14.				
15.				
16.				
17.				
18.				
19.				
20.				
21.				
22.				
23.				
24.				
25.				
26.				
27.				
28.				
29.				
30.				

1LCA

LOW CONC. WATER VOLATILE ORGANICS ANALYSIS DATA SHEET

EPA SAMPLE NO.

AL139

Lab Name: ITS ENVIRONMENTAL Contract: 98011

Lab Code: INCHVT Case No.: 98011 SAS No.: SDG No.: 68755

Lab Sample ID: 355013 Date Received: 03/31/98

Lab File ID: L355013DV Date Analyzed: 04/02/98

Purge Volume: 5 (mL) Dilution Factor: 2.9

GC Column: DB-624 ID: 0.53 (mm) Length: 75 (m)

CAS NO.	COMPOUND	CONCENTRATION (ug/L)	Q
74-87-3	Chloromethane	3	U
74-83-9	Bromomethane	3	U
75-01-4	Vinyl Chloride	3	U
75-00-3	Chloroethane	3	U
75-09-2	Methylene Chloride	6	U
67-64-1	Acetone	15	U
75-15-0	Carbon Disulfide	3	U
75-35-4	1,1-Dichloroethene	3	U
75-34-3	1,1-Dichloroethane	3	U
156-59-2	cis-1,2-Dichloroethene	70	
156-60-5	trans-1,2-Dichloroethene	3	U
67-66-3	Chloroform	3	U
107-06-2	1,2-Dichloroethane	3	U
78-93-3	2-Butanone	15	U
74-97-5	Bromochloromethane	3	U
71-55-6	1,1,1-Trichloroethane	0.9	J
56-23-5	Carbon Tetrachloride	3	U
75-27-4	Bromodichloromethane	3	U
78-87-5	1,2-Dichloropropane	3	U
10061-01-5	cis-1,3-Dichloropropene	3	U
79-01-6	Trichloroethene	2	J
124-48-1	Dibromochloromethane	3	U
79-00-5	1,1,2-Trichloroethane	3	U
71-43-2	Benzene	3	U
10061-02-6	trans-1,3-Dichloropropene	3	U
75-25-2	Bromoform	3	U
108-10-1	4-Methyl-2-Pentanone	15	U
591-78-6	2-Hexanone	15	U
127-18-4	Tetrachloroethene	3	U
79-34-5	1,1,2,2-Tetrachloroethane	3	U
106-93-4	1,2-Dibromoethane	3	U
108-88-3	Toluene	3	U
108-90-7	Chlorobenzene	3	U
100-41-4	Ethylbenzene	3	U
100-42-5	Styrene	3	U
1330-20-7	Xylene (total)	3	U
541-73-1	1,3-Dichlorobenzene	3	U
106-46-7	1,4-Dichlorobenzene	3	U
95-50-1	1,2-Dichlorobenzene	3	U
96-12-8	1,2-Dibromo-3-chloropropane	3	U

1LCE

LOW CONC. WATER VOLATILE ORGANICS ANALYSIS DATA SHEET
TENTATIVELY IDENTIFIED COMPOUNDS

EPA SAMPLE NO.

AL139

Lab Name: ITS ENVIRONMENTAL Contract: 98011

Lab Code: INCHVT Case No.: 98011 SAS No.: SDG No.: 68755

Lab Sample ID: 355013 Date Received: 03/31/98

Lab File ID: L355013DV Date Analyzed: 04/02/98

Purge Volume: 5 (mL) Dilution Factor: 2.9

GC Column: DB-624 ID: 0.53 (mm) Length: 75 (m)

Number TICs found: 0

CAS NUMBER	COMPOUND NAME	RT	EST.CONC. (ug/L)	Q
1.				
2.				
3.				
4.				
5.				
6.				
7.				
8.				
9.				
10.				
11.				
12.				
13.				
14.				
15.				
16.				
17.				
18.				
19.				
20.				
21.				
22.				
23.				
24.				
25.				
26.				
27.				
28.				
29.				
30.				

1LCA

LOW CONC. WATER VOLATILE ORGANICS ANALYSIS DATA SHEET

EPA SAMPLE NO.

AL160

Lab Name: ITS ENVIRONMENTAL Contract: 98011

Lab Code: INCHVT Case No.: 98011 SAS No.: SDG No.: 68755

Lab Sample ID: 355015 Date Received: 03/31/98

Lab File ID: L355015DV Date Analyzed: 04/02/98

Purge Volume: 5 (mL) Dilution Factor: 2.9

GC Column: DB-624 ID: 0.53 (mm) Length: 75 (m)

CAS NO.	COMPOUND	CONCENTRATION (ug/L)	Q
74-87-3	Chloromethane	3	U
74-83-9	Bromomethane	3	U
75-01-4	Vinyl Chloride	3	U
75-00-3	Chloroethane	3	U
75-09-2	Methylene Chloride	6	U
67-64-1	Acetone	15	U
75-15-0	Carbon Disulfide	3	U
75-35-4	1,1-Dichloroethene	3	U
75-34-3	1,1-Dichloroethane	3	U
156-59-2	cis-1,2-Dichloroethene	72	
156-60-5	trans-1,2-Dichloroethene	3	U
67-66-3	Chloroform	3	U
107-06-2	1,2-Dichloroethane	3	U
78-93-3	2-Butanone	15	U
74-97-5	Bromochloromethane	3	U
71-55-6	1,1,1-Trichloroethane	0.9	J
56-23-5	Carbon Tetrachloride	3	U
75-27-4	Bromodichloromethane	3	U
78-87-5	1,2-Dichloropropane	3	U
10061-01-5	cis-1,3-Dichloropropene	3	U
79-01-6	Trichloroethene	2	J
124-48-1	Dibromochloromethane	3	U
79-00-5	1,1,2-Trichloroethane	3	U
71-43-2	Benzene	3	U
10061-02-6	trans-1,3-Dichloropropene	3	U
75-25-2	Bromoform	3	U
108-10-1	4-Methyl-2-Pentanone	15	U
591-78-6	2-Hexanone	15	U
127-18-4	Tetrachloroethene	3	U
79-34-5	1,1,2,2-Tetrachloroethane	3	U
106-93-4	1,2-Dibromoethane	3	U
108-88-3	Toluene	3	U
108-90-7	Chlorobenzene	3	U
100-41-4	Ethylbenzene	3	U
100-42-5	Styrene	3	U
1330-20-7	Xylene (total)	3	U
541-73-1	1,3-Dichlorobenzene	3	U
106-46-7	1,4-Dichlorobenzene	3	U
95-50-1	1,2-Dichlorobenzene	3	U
96-12-8	1,2-Dibromo-3-chloropropane	3	U

1LCE

LOW CONC. WATER VOLATILE ORGANICS ANALYSIS DATA SHEET
TENTATIVELY IDENTIFIED COMPOUNDS

EPA SAMPLE NO.

AL160

Lab Name: ITS ENVIRONMENTAL Contract: 98011

Lab Code: INCHVT Case No.: 98011 SAS No.: SDG No.: 68755

Lab Sample ID: 355015 Date Received: 03/31/98

Lab File ID: L355015DV Date Analyzed: 04/02/98

Purge Volume: 5 (mL) Dilution Factor: 2.9

GC Column: DB-624 ID: 0.53 (mm) Length: 75 (m)

Number TICs found: 0

CAS NUMBER	COMPOUND NAME	RT	EST.CONC. (ug/L)	Q
1.				
2.				
3.				
4.				
5.				
6.				
7.				
8.				
9.				
10.				
11.				
12.				
13.				
14.				
15.				
16.				
17.				
18.				
19.				
20.				
21.				
22.				
23.				
24.				
25.				
26.				
27.				
28.				
29.				
30.				

1LCA

LOW CONC. WATER VOLATILE ORGANICS ANALYSIS DATA SHEET

EPA SAMPLE NO.

VBLKI4

Lab Name: ITS ENVIRONMENTAL Contract: 98011

Lab Code: INCHVT Case No.: 98011 SAS No.: SDG No.: 68755

Lab Sample ID: VBLKI4 Date Received: _____

Lab File ID: LLTB001QV Date Analyzed: 04/02/98

Purge Volume: 5 (mL) Dilution Factor: 1.0

GC Column: DB-624 ID: 0.53 (mm) Length: 75 (m)

CAS NO.	COMPOUND	CONCENTRATION (ug/L)	Q
74-87-3	Chloromethane	1	U
74-83-9	Bromomethane	1	U
75-01-4	Vinyl Chloride	1	U
75-00-3	Chloroethane	1	U
75-09-2	Methylene Chloride	2	U
67-64-1	Acetone	5	U
75-15-0	Carbon Disulfide	1	U
75-35-4	1,1-Dichloroethene	1	U
75-34-3	1,1-Dichloroethane	1	U
156-59-2	cis-1,2-Dichloroethene	1	U
156-60-5	trans-1,2-Dichloroethene	1	U
67-66-3	Chloroform	1	U
107-06-2	1,2-Dichloroethane	1	U
78-93-3	2-Butanone	5	U
74-97-5	Bromochloromethane	1	U
71-55-6	1,1,1-Trichloroethane	1	U
56-23-5	Carbon Tetrachloride	1	U
75-27-4	Bromodichloromethane	1	U
78-87-5	1,2-Dichloropropane	1	U
10061-01-5	cis-1,3-Dichloropropene	1	U
79-01-6	Trichloroethene	1	U
124-48-1	Dibromochloromethane	1	U
79-00-5	1,1,2-Trichloroethane	1	U
71-43-2	Benzene	1	U
10061-02-6	trans-1,3-Dichloropropene	1	U
75-25-2	Bromoform	1	U
108-10-1	4-Methyl-2-Pentanone	5	U
591-78-6	2-Hexanone	5	U
127-18-4	Tetrachloroethene	1	U
79-34-5	1,1,2,2-Tetrachloroethane	1	U
106-93-4	1,2-Dibromoethane	1	U
108-88-3	Toluene	1	U
108-90-7	Chlorobenzene	1	U
100-41-4	Ethylbenzene	1	U
100-42-5	Styrene	1	U
1330-20-7	Xylene (total)	1	U
541-73-1	1,3-Dichlorobenzene	1	U
106-46-7	1,4-Dichlorobenzene	1	U
95-50-1	1,2-Dichlorobenzene	1	U
96-12-8	1,2-Dibromo-3-chloropropane	1	U

1LCE

LOW CONC. WATER VOLATILE ORGANICS ANALYSIS DATA SHEET
TENTATIVELY IDENTIFIED COMPOUNDS

EPA SAMPLE NO.

VBLKI4

Lab Name: ITS ENVIRONMENTAL Contract: 98011

Lab Code: INCHVT Case No.: 98011 SAS No.: SDG No.: 68755

Lab Sample ID: VBLKI4 Date Received: _____

Lab File ID: LLTB001QV Date Analyzed: 04/02/98

Purge Volume: 5 (mL) Dilution Factor: 1.0

GC Column: DB-624 ID: 0.53 (mm) Length: 75 (m)

Number TICs found: 0

CAS NUMBER	COMPOUND NAME	RT	EST.CONC. (ug/L)	Q
1.				
2.				
3.				
4.				
5.				
6.				
7.				
8.				
9.				
10.				
11.				
12.				
13.				
14.				
15.				
16.				
17.				
18.				
19.				
20.				
21.				
22.				
23.				
24.				
25.				
26.				
27.				
28.				
29.				
30.				

1LCA

LOW CONC. WATER VOLATILE ORGANICS ANALYSIS DATA SHEET

EPA SAMPLE NO.

VBLKJ3

Lab Name: ITS ENVIRONMENTAL Contract: 98011

Lab Code: INCHVT Case No.: 98011 SAS No.: SDG No.: 68755

Lab Sample ID: VBLKJ3 Date Received: _____

Lab File ID: LLTB001CV Date Analyzed: 04/07/98

Purge Volume: 5 (mL) Dilution Factor: 1.0

GC Column: DB-624 ID: 0.53 (mm) Length: 75 (m)

CAS NO.	COMPOUND	CONCENTRATION (ug/L)	Q
74-87-3	Chloromethane	1	U
74-83-9	Bromomethane	1	U
75-01-4	Vinyl Chloride	1	U
75-00-3	Chloroethane	1	U
75-09-2	Methylene Chloride	2	U
67-64-1	Acetone	5	U
75-15-0	Carbon Disulfide	1	U
75-35-4	1,1-Dichloroethene	1	U
75-34-3	1,1-Dichloroethane	1	U
156-59-2	cis-1,2-Dichloroethene	1	U
156-60-5	trans-1,2-Dichloroethene	1	U
67-66-3	Chloroform	1	U
107-06-2	1,2-Dichloroethane	1	U
78-93-3	2-Butanone	5	U
74-97-5	Bromochloromethane	1	U
71-55-6	1,1,1-Trichloroethane	1	U
56-23-5	Carbon Tetrachloride	1	U
75-27-4	Bromodichloromethane	1	U
78-87-5	1,2-Dichloropropane	1	U
10061-01-5	cis-1,3-Dichloropropene	1	U
79-01-6	Trichloroethene	1	U
124-48-1	Dibromochloromethane	1	U
79-00-5	1,1,2-Trichloroethane	1	U
71-43-2	Benzene	1	U
10061-02-6	trans-1,3-Dichloropropene	1	U
75-25-2	Bromoform	1	U
108-10-1	4-Methyl-2-Pentanone	5	U
591-78-6	2-Hexanone	5	U
127-18-4	Tetrachloroethene	1	U
79-34-5	1,1,2,2-Tetrachloroethane	1	U
106-93-4	1,2-Dibromoethane	1	U
108-88-3	Toluene	1	U
108-90-7	Chlorobenzene	1	U
100-41-4	Ethylbenzene	1	U
100-42-5	Styrene	1	U
1330-20-7	Xylene (total)	1	U
541-73-1	1,3-Dichlorobenzene	1	U
106-46-7	1,4-Dichlorobenzene	1	U
95-50-1	1,2-Dichlorobenzene	1	U
96-12-8	1,2-Dibromo-3-cnloropropane	1	U

1LCE

LOW CONC. WATER VOLATILE ORGANICS ANALYSIS DATA SHEET
TENTATIVELY IDENTIFIED COMPOUNDS

EPA SAMPLE NO.

VBLKJ3

Lab Name: ITS ENVIRONMENTAL Contract: 98011

Lab Code: INCHVT Case No.: 98011 SAS No.: SDG No.: 68755

Lab Sample ID: VBLKJ3 Date Received: _____

Lab File ID: LLTB001CV Date Analyzed: 04/07/98

Purge Volume: 5 (mL) Dilution Factor: 1.0

GC Column: DB-624 ID: 0.53 (mm) Length: 75 (m)

Number TICs found: 0

CAS NUMBER	COMPOUND NAME	RT	EST.CONC. (ug/L)	Q
1.				
2.				
3.				
4.				
5.				
6.				
7.				
8.				
9.				
10.				
11.				
12.				
13.				
14.				
15.				
16.				
17.				
18.				
19.				
20.				
21.				
22.				
23.				
24.				
25.				
26.				
27.				
28.				
29.				
30.				

1LCA

LOW CONC. WATER VOLATILE ORGANICS ANALYSIS DATA SHEET

EPA SAMPLE NO.

VBLKJ7

Lab Name: ITS ENVIRONMENTAL Contract: 98011

Lab Code: INCHVT Case No.: 98011 SAS No.: SDG No.: 68755

Lab Sample ID: VBLKJ7 Date Received: _____

Lab File ID: LLTB001DV Date Analyzed: 04/08/98

Purge Volume: 5 (mL) Dilution Factor: 1.0

GC Column: DB-624 ID: 0.53 (mm) Length: 75 (m)

CAS NO.	COMPOUND	CONCENTRATION (ug/L)	Q
74-87-3	Chloromethane	1	U
74-83-9	Bromomethane	1	U
75-01-4	Vinyl Chloride	1	U
75-00-3	Chloroethane	1	U
75-09-2	Methylene Chloride	2	U
67-64-1	Acetone	5	U
75-15-0	Carbon Disulfide	1	U
75-35-4	1,1-Dichloroethene	1	U
75-34-3	1,1-Dichloroethane	1	U
156-59-2	cis-1,2-Dichloroethene	1	U
156-60-5	trans-1,2-Dichloroethene	1	U
67-66-3	Chloroform	1	U
107-06-2	1,2-Dichloroethane	1	U
78-93-3	2-Butanone	5	U
74-97-5	Bromochloromethane	1	U
71-55-6	1,1,1-Trichloroethane	1	U
56-23-5	Carbon Tetrachloride	1	U
75-27-4	Bromodichloromethane	1	U
78-87-5	1,2-Dichloropropane	1	U
10061-01-5	cis-1,3-Dichloropropene	1	U
79-01-6	Trichloroethene	1	U
124-48-1	Dibromochloromethane	1	U
79-00-5	1,1,2-Trichloroethane	1	U
71-43-2	Benzene	1	U
10061-02-6	trans-1,3-Dichloropropene	1	U
75-25-2	Bromoform	1	U
108-10-1	4-Methyl-2-Pentanone	5	U
591-78-6	2-Hexanone	5	U
127-18-4	Tetrachloroethene	1	U
79-34-5	1,1,2,2-Tetrachloroethane	1	U
106-93-4	1,2-Dibromoethane	1	U
108-88-3	Toluene	1	U
108-90-7	Chlorobenzene	1	U
100-41-4	Ethylbenzene	1	U
100-42-5	Styrene	1	U
1330-20-7	Xylene (total)	1	U
541-73-1	1,3-Dichlorobenzene	1	U
106-46-7	1,4-Dichlorobenzene	1	U
95-50-1	1,2-Dichlorobenzene	1	U
96-12-8	1,2-Dibromo-3-chloropropane	1	U

1LCE

LOW CONC. WATER VOLATILE ORGANICS ANALYSIS DATA SHEET
TENTATIVELY IDENTIFIED COMPOUNDS

EPA SAMPLE NO.

VBLKJ7

Lab Name: ITS ENVIRONMENTAL Contract: 98011

Lab Code: INCHVT Case No.: 98011 SAS No.: SDG No.: 68755

Lab Sample ID: VBLKJ7 Date Received: _____

Lab File ID: LLTB001DV Date Analyzed: 04/08/98

Purge Volume: 5 (mL) Dilution Factor: 1.0

GC Column: DB-624 ID: 0.53 (mm) Length: 75 (m)

Number TICs found: 0

CAS NUMBER	COMPOUND NAME	RT	EST.CONC. (ug/L)	Q
1.				
2.				
3.				
4.				
5.				
6.				
7.				
8.				
9.				
10.				
11.				
12.				
13.				
14.				
15.				
16.				
17.				
18.				
19.				
20.				
21.				
22.				
23.				
24.				
25.				
26.				
27.				
28.				
29.				
30.				

1LCA

LOW CONC. WATER VOLATILE ORGANICS ANALYSIS DATA SHEET

EPA SAMPLE NO.

VBLKK2

Lab Name: ITS ENVIRONMENTAL Contract: 98011

Lab Code: INCHVT Case No.: 98011 SAS No.: SDG No.: 68755

Lab Sample ID: VBLKK2 Date Received: _____

Lab File ID: LLTB001EV Date Analyzed: 04/09/98

Purge Volume: 5 (mL) Dilution Factor: 1.0

GC Column: DB-624 ID: 0.53 (mm) Length: 75 (m)

CAS NO.	COMPOUND	CONCENTRATION (ug/L)	Q
74-87-3	Chloromethane	1	U
74-83-9	Bromomethane	1	U
75-01-4	Vinyl Chloride	1	U
75-00-3	Chloroethane	1	U
75-09-2	Methylene Chloride	2	U
67-64-1	Acetone	5	U
75-15-0	Carbon Disulfide	1	U
75-35-4	1,1-Dichloroethene	1	U
75-34-3	1,1-Dichloroethane	1	U
156-59-2	cis-1,2-Dichloroethene	1	U
156-60-5	trans-1,2-Dichloroethene	1	U
67-66-3	Chloroform	1	U
107-06-2	1,2-Dichloroethane	1	U
78-93-3	2-Butanone	5	U
74-97-5	Bromochloromethane	1	U
71-55-6	1,1,1-Trichloroethane	1	U
56-23-5	Carbon Tetrachloride	1	U
75-27-4	Bromodichloromethane	1	U
78-87-5	1,2-Dichloropropane	1	U
10061-01-5	cis-1,3-Dichloropropene	1	U
79-01-6	Trichloroethene	1	U
124-48-1	Dibromochloromethane	1	U
79-00-5	1,1,2-Trichloroethane	1	U
71-43-2	Benzene	1	U
10061-02-6	trans-1,3-Dichloropropene	1	U
75-25-2	Bromoform	1	U
108-10-1	4-Methyl-2-Pentanone	5	U
591-78-6	2-Hexanone	5	U
127-18-4	Tetrachloroethene	1	U
79-34-5	1,1,2,2-Tetrachloroethane	1	U
106-93-4	1,2-Dibromoethane	1	U
108-88-3	Toluene	1	U
108-90-7	Chlorobenzene	1	U
100-41-4	Ethylbenzene	1	U
100-42-5	Styrene	1	U
1330-20-7	Xylene (total)	1	U
541-73-1	1,3-Dichlorobenzene	1	U
106-46-7	1,4-Dichlorobenzene	1	U
95-50-1	1,2-Dichlorobenzene	1	U
96-12-8	1,2-Dibromo-3-chloropropane	1	U

1LCE

LOW CONC. WATER VOLATILE ORGANICS ANALYSIS DATA SHEET
TENTATIVELY IDENTIFIED COMPOUNDS

EPA SAMPLE NO.

VBLKK2

Lab Name: ITS ENVIRONMENTAL Contract: 98011

Lab Code: INCHVT Case No.: 98011 SAS No.: SDG No.: 68755

Lab Sample ID: VBLKK2 Date Received: _____

Lab File ID: LLTB001EV Date Analyzed: 04/09/98

Purge Volume: 5 (mL) Dilution Factor: 1.0

GC Column: DB-624 ID: 0.53 (mm) Length: 75 (m)

Number TICs found: 0

CAS NUMBER	COMPOUND NAME	RT	EST.CONC. (ug/L)	Q
1.				
2.				
3.				
4.				
5.				
6.				
7.				
8.				
9.				
10.				
11.				
12.				
13.				
14.				
15.				
16.				
17.				
18.				
19.				
20.				
21.				
22.				
23.				
24.				
25.				
26.				
27.				
28.				
29.				
30.				

1LCA

LOW CONC. WATER VOLATILE ORGANICS ANALYSIS DATA SHEET

EPA SAMPLE NO.

AL139MS

Lab Name: ITS ENVIRONMENTAL Contract: 98011

Lab Code: INCHVT Case No.: 98011 SAS No.: SDG No.: 68755

Lab Sample ID: 355013MS Date Received: 03/31/98

Lab File ID: L355013MSDV Date Analyzed: 04/02/98

Purge Volume: 5 (mL) Dilution Factor: 2.9

GC Column: DB-624 ID: 0.53 (mm) Length: 75 (m)

CAS NO.	COMPOUND	CONCENTRATION (ug/L)	Q
74-87-3	Chloromethane	3	U
74-83-9	Bromomethane	3	U
75-01-4	Vinyl Chloride	13	
75-00-3	Chloroethane	3	U
75-09-2	Methylene Chloride	6	U
67-64-1	Acetone	15	U
75-15-0	Carbon Disulfide	3	U
75-35-4	1,1-Dichloroethene	3	U
75-34-3	1,1-Dichloroethane	3	U
156-59-2	cis-1,2-Dichloroethene	69	
156-60-5	trans-1,2-Dichloroethene	3	U
67-66-3	Chloroform	3	U
107-06-2	1,2-Dichloroethane	16	
78-93-3	2-Butanone	15	U
74-97-5	Bromochloromethane	3	U
71-55-6	1,1,1-Trichloroethane	0.8	J
56-23-5	Carbon Tetrachloride	15	
75-27-4	Bromodichloromethane	3	U
78-87-5	1,2-Dichloropropane	13	
10061-01-5	cis-1,3-Dichloropropene	12	
79-01-6	Trichloroethene	16	
124-48-1	Dibromochloromethane	3	U
79-00-5	1,1,2-Trichloroethane	14	
71-43-2	Benzene	14	
10061-02-6	trans-1,3-Dichloropropene	3	U
75-25-2	Bromoform	11	
108-10-1	4-Methyl-2-Pentanone	15	U
591-78-6	2-Hexanone	15	U
127-18-4	Tetrachloroethene	13	
79-34-5	1,1,2,2-Tetrachloroethane	3	U
106-93-4	1,2-Dibromoethane	14	
108-88-3	Toluene	3	U
108-90-7	Chlorobenzene	3	U
100-41-4	Ethylbenzene	3	U
100-42-5	Styrene	3	U
1330-20-7	Xylene (total)	3	U
541-73-1	1,3-Dichlorobenzene	3	U
106-46-7	1,4-Dichlorobenzene	12	
95-50-1	1,2-Dichlorobenzene	3	U
96-12-8	1,2-Dibromo-3-chloropropane	3	U

1LCA

LOW CONC. WATER VOLATILE ORGANICS ANALYSIS DATA SHEET

EPA SAMPLE NO.

AL139MSD

Lab Name: ITS ENVIRONMENTAL Contract: 98011

Lab Code: INCHVT Case No.: 98011 SAS No.: SDG No.: 68755

Lab Sample ID: 355013MD Date Received: 03/31/98

Lab File ID: L355013MDDV Date Analyzed: 04/02/98

Purge Volume: 5 (mL) Dilution Factor: 2.9

GC Column: DB-624 ID: 0.53 (mm) Length: 75 (m)

CAS NO.	COMPOUND	CONCENTRATION (ug/L)	Q
74-87-3	Chloromethane	3	U
74-83-9	Bromomethane	3	U
75-01-4	Vinyl Chloride	13	
75-00-3	Chloroethane	3	U
75-09-2	Methylene Chloride	6	U
67-64-1	Acetone	15	U
75-15-0	Carbon Disulfide	3	U
75-35-4	1,1-Dichloroethene	3	U
75-34-3	1,1-Dichloroethane	3	U
156-59-2	cis-1,2-Dichloroethene	66	
156-60-5	trans-1,2-Dichloroethene	3	U
67-66-3	Chloroform	3	U
107-06-2	1,2-Dichloroethane	16	
78-93-3	2-Butanone	15	U
74-97-5	Bromochloromethane	3	U
71-55-6	1,1,1-Trichloroethane	0.8	J
56-23-5	Carbon Tetrachloride	15	
75-27-4	Bromodichloromethane	3	U
78-87-5	1,2-Dichloropropane	14	
10061-01-5	cis-1,3-Dichloropropene	12	
79-01-6	Trichloroethene	16	
124-48-1	Dibromochloromethane	3	U
79-00-5	1,1,2-Trichloroethane	14	
71-43-2	Benzene	14	
10061-02-6	trans-1,3-Dichloropropene	3	U
75-25-2	Bromoform	12	
108-10-1	4-Methyl-2-Pentanone	15	U
591-78-6	2-Hexanone	15	U
127-18-4	Tetrachloroethene	14	
79-34-5	1,1,2,2-Tetrachloroethane	3	U
106-93-4	1,2-Dibromoethane	15	
108-88-3	Toluene	3	U
108-90-7	Chlorobenzene	3	U
100-41-4	Ethylbenzene	3	U
100-42-5	Styrene	3	U
1330-20-7	Xylene (total)	3	U
541-73-1	1,3-Dichlorobenzene	3	U
106-46-7	1,4-Dichlorobenzene	13	
95-50-1	1,2-Dichlorobenzene	3	U
96-12-8	1,2-Dibromo-3-chloropropane	3	U

1LCA

LOW CONC. WATER VOLATILE ORGANICS ANALYSIS DATA SHEET

EPA SAMPLE NO.

LLTB LCS

Lab Name: ITS ENVIRONMENTAL Contract: 98011

Lab Code: INCHVT Case No.: 98011 SAS No.: SDG No.: 68755

Lab Sample ID: LLTB LCS Date Received: _____

Lab File ID: LLTO05BQV Date Analyzed: 04/02/98

Purge Volume: 5 (mL) Dilution Factor: 1.0

GC Column: DB-624 ID: 0.53 (mm) Length: 75 (m)

CAS NO.	COMPOUND	CONCENTRATION (ug/L)	Q
74-87-3	Chloromethane	1	U
74-83-9	Bromomethane	1	U
75-01-4	Vinyl Chloride	4	
75-00-3	Chloroethane	1	U
75-09-2	Methylene Chloride	2	U
67-64-1	Acetone	5	U
75-15-0	Carbon Disulfide	1	U
75-35-4	1,1-Dichloroethene	1	U
75-34-3	1,1-Dichloroethane	1	U
156-59-2	cis-1,2-Dichloroethene	1	U
156-60-5	trans-1,2-Dichloroethene	1	U
67-66-3	Chloroform	1	U
107-06-2	1,2-Dichloroethane	4	
78-93-3	2-Butanone	5	U
74-97-5	Bromochloromethane	1	U
71-55-6	1,1,1-Trichloroethane	1	U
56-23-5	Carbon Tetrachloride	5	
75-27-4	Bromodichloromethane	1	U
78-87-5	1,2-Dichloropropane	4	
10061-01-5	cis-1,3-Dichloropropene	4	
79-01-6	Trichloroethene	4	
124-48-1	Dibromochloromethane	1	U
79-00-5	1,1,2-Trichloroethane	4	
71-43-2	Benzene	4	
10061-02-6	trans-1,3-Dichloropropene	1	U
75-25-2	Bromoform	4	
108-10-1	4-Methyl-2-Pentanone	5	U
591-78-6	2-Hexanone	5	U
127-18-4	Tetrachloroethene	5	
79-34-5	1,1,2,2-Tetrachloroethane	1	U
106-93-4	1,2-Dibromoethane	4	
108-88-3	Toluene	1	U
108-90-7	Chlorobenzene	1	U
100-41-4	Ethylbenzene	1	U
100-42-5	Styrene	1	U
1330-20-7	Xylene (total)	1	U
541-73-1	1,3-Dichlorobenzene	1	U
106-46-7	1,4-Dichlorobenzene	4	
95-50-1	1,2-Dichlorobenzene	1	U
96-12-8	1,2-Dibromo-3-chloropropane	1	U

1LCA

LOW CONC. WATER VOLATILE ORGANICS ANALYSIS DATA SHEET

EPA SAMPLE NO.

VSBLK01

Lab Name: ITS ENVIRONMENTAL Contract: 98011

Lab Code: INCHVT Case No.: 98011 SAS No.: SDG No.: 68755

Lab Sample ID: 355017 Date Received: 03/31/98

Lab File ID: L355017V Date Analyzed: 04/09/98

Purge Volume: 5 (mL) Dilution Factor: 1.0

GC Column: DB-624 ID: 0.53 (mm) Length: 75 (m)

CAS NO.	COMPOUND	CONCENTRATION (ug/L)	Q
74-87-3	Chloromethane	1	U
74-83-9	Bromomethane	1	U
75-01-4	Vinyl Chloride	1	U
75-00-3	Chloroethane	1	U
75-09-2	Methylene Chloride	2	U
67-64-1	Acetone	5	U
75-15-0	Carbon Disulfide	1	U
75-35-4	1,1-Dichloroethene	1	U
75-34-3	1,1-Dichloroethane	1	U
156-59-2	cis-1,2-Dichloroethene	1	U
156-60-5	trans-1,2-Dichloroethene	1	U
67-66-3	Chloroform	1	U
107-06-2	1,2-Dichloroethane	1	U
78-93-3	2-Butanone	5	U
74-97-5	Bromochloromethane	1	U
71-55-6	1,1,1-Trichloroethane	1	U
56-23-5	Carbon Tetrachloride	1	U
75-27-4	Bromodichloromethane	1	U
78-87-5	1,2-Dichloropropane	1	U
10061-01-5	cis-1,3-Dichloropropene	1	U
79-01-6	Trichloroethene	1	U
124-48-1	Dibromochloromethane	1	U
79-00-5	1,1,2-Trichloroethane	1	U
71-43-2	Benzene	1	U
10061-02-6	trans-1,3-Dichloropropene	1	U
75-25-2	Bromoform	1	U
108-10-1	4-Methyl-2-Pentanone	5	U
591-78-6	2-Hexanone	5	U
127-18-4	Tetrachloroethene	1	U
79-34-5	1,1,2,2-Tetrachloroethane	1	U
106-93-4	1,2-Dibromoethane	1	U
108-88-3	Toluene	1	U
108-90-7	Chlorobenzene	1	U
100-41-4	Ethylbenzene	1	U
100-42-5	Styrene	1	U
1330-20-7	Xylene (total)	1	U
541-73-1	1,3-Dichlorobenzene	1	U
106-46-7	1,4-Dichlorobenzene	1	U
95-50-1	1,2-Dichlorobenzene	1	U
96-12-8	1,2-Dibromo-3-chloropropane	1	U

1LCE

LOW CONC. WATER VOLATILE ORGANICS ANALYSIS DATA SHEET
TENTATIVELY IDENTIFIED COMPOUNDS

EPA SAMPLE NO.

VSBLK01

Lab Name: ITS ENVIRONMENTAL Contract: 98011

Lab Code: INCHVT Case No.: 98011 SAS No.: SDG No.: 68755

Lab Sample ID: 355017 Date Received: 03/31/98

Lab File ID: L355017V Date Analyzed: 04/09/98

Purge Volume: 5 (mL) Dilution Factor: 1.0

GC Column: DB-624 ID: 0.53 (mm) Length: 75 (m)

Number TICs found: 0

CAS NUMBER	COMPOUND NAME	RT	EST.CONC. (ug/L)	Q
1.				
2.				
3.				
4.				
5.				
6.				
7.				
8.				
9.				
10.				
11.				
12.				
13.				
14.				
15.				
16.				
17.				
18.				
19.				
20.				
21.				
22.				
23.				
24.				
25.				
26.				
27.				
28.				
29.				
30.				

2LCA

LOW CONC. WATER VOLATILE SYSTEM MONITORING COMPOUND RECOVERY

Lab Name: ITS ENVIRONMENTAL Contract: 98011

Lab Code: INCHVT Case No.: 98011 SAS No.: SDG No.: 68755

	EPA SAMPLE NO.	SMC1 %REC #	OTHER	TOT OUT
01	VBLKI4	80		0
02	LLTB LCS	100		0
03	AL136	100		0
04	AL156	100		0
05	AL133	100		0
06	AL135	100		0
07	AL145	100		0
08	AL139	100		0
09	AL139MS	100		0
10	AL139MSD	100		0
11	AL160	100		0
12	VBLKJ3	100		0
13	AL156DL	100		0
14	AL147	100		0
15	AL161	100		0
16	VBLKJ7	80		0
17	AL161RE	100		0
18	VBLKK2	80		0
19	VSBLK01	80		0
20				
21				
22				
23				
24				
25				
26				
27				
28				
29				
30				

QC LIMITS
%REC

SMC1 = 4-Bromofluorobenzene (80-120)

Column to be used to flag recovery values.
* Values outside of contract required QC limits.

FORM 3
WATER VOLATILE MATRIX SPIKE/MATRIX SPIKE DUPLICATE RECOVERY

Lab Name: ITS ENVIRONMENTAL Contract: 98011

Lab Code: INCHVT Case No.: 98011 SAS No.: SDG No.: 68755

Matrix Spike - ENGSC2 Sample No.: AL139

COMPOUND	SPIKE ADDED (ug/L)	SAMPLE CONCENTRATION (ug/L)	MS CONCENTRATION (ug/L)	MS % REC #	QC. LIMITS REC.
Vinyl Chloride	15	0	13	87	60-140
1,2-Dichloroethane	15	0	16	107	60-140
Carbon Tetrachloride	15	0	15	100	60-140
1,2-Dichloropropane	15	0	13	87	60-140
cis-1,3-Dichloropropene	15	0	12	80	60-140
Trichloroethene	15	2	16	93	60-140
1,1,2-Trichloroethane	15	0	14	93	60-140
Benzene	15	0	14	93	60-140
Bromoform	15	0	11	73	60-140
Tetrachloroethene	15	0	13	87	60-140
1,2-Dibromoethane	15	0	14	93	60-140
1,4-Dichlorobenzene	15	0	12	80	60-140

COMPOUND	SPIKE ADDED (ug/L)	MSD CONCENTRATION (ug/L)	MSD % REC #	% RPD #	QC LIMITS RPD	QC LIMITS REC.
Vinyl Chloride	15	13	87	0	20	60-140
1,2-Dichloroethane	15	16	107	0	20	60-140
Carbon Tetrachloride	15	15	100	0	20	60-140
1,2-Dichloropropane	15	14	93	7	20	60-140
cis-1,3-Dichloropropene	15	12	80	0	20	60-140
Trichloroethene	15	16	93	0	20	60-140
1,1,2-Trichloroethane	15	14	93	0	20	60-140
Benzene	15	14	93	0	20	60-140
Bromoform	15	12	80	9	20	60-140
Tetrachloroethene	15	14	93	7	20	60-140
1,2-Dibromoethane	15	15	100	7	20	60-140
1,4-Dichlorobenzene	15	13	87	8	20	60-140

Column to be used to flag recovery and RPD values with an asterisk

* Values outside of QC limits

RPD: 0 out of 12 outside limits
Spike Recovery: 0 out of 24 outside limits

COMMENTS: _____

3LCA

LOW CONC. WATER VOLATILE LAB CONTROL SAMPLE RECOVERY

EPA SAMPLE NO.

LLTB LCS

Lab Name: ITS ENVIRONMENTAL Contract: 98011

Lab Code: INCHVT Case No.: 98011 SAS No.: SDG No.: 68755

Lab Sample ID: LLTB LCS LCS Lot No.:

Lab File ID: LLT005BQV Date Analyzed: 04/02/98

Purge Volume: 5 (mL) Dilution Factor: 1.0

LCS Aliquot: 0 (uL)

COMPOUND	CONC ADDED (ug/L)	CONC RECOVERED (ug/L)	%REC #	QC LIMITS
Vinyl Chloride	5	4	80	60-140
1,2-Dichloroethane	5	4	80	60-140
Carbon Tetrachloride	5	5	100	60-140
1,2-Dichloropropane	5	4	80	60-140
cis-1,3-Dichloropropene	5	4	80	60-140
Trichloroethene	5	4	80	60-140
1,1,2-Trichloroethane	5	4	80	60-140
Benzene	5	4	80	60-140
Bromoform	5	4	80	60-140
Tetrachloroethene	5	5	100	60-140
1,2-Dibromoethane	5	4	80	60-140
1,4-Dichlorobenzene	5	4	80	60-140

Column to be used to flag LCS recovery with an asterisk.
* Values outside of QC limits.

LCS Recovery: 0 outside limits out of 12 total.

COMMENTS:

4LCA

LOW CONC. WATER VOLATILE METHOD BLANK SUMMARY

EPA SAMPLE NO.

VBLKI4

Lab Name: ITS ENVIRONMENTAL Contract: 98011

Lab Code: INCHVT Case No.: 98011 SAS No.: SDG No.: 68755

Lab Sample ID: VBLKI4 Date Analyzed: 04/02/98

Lab File ID: LLTB001QV Time Analyzed: 1357

Instrument ID: L

GC Column: DB-624 ID: 0.53 (mm) Length: 75 (m)

THIS METHOD BLANK APPLIES TO THE FOLLOWING SAMPLES AND LCS:

	EPA SAMPLE NO.	LAB SAMPLE ID	LAB FILE ID	TIME ANALYZED
01	LLTB LCS	LLTB LCS	LLTOO5BQV	1429
02	AL136	354998	L354998DV	1924
03	AL156	355000	L355000DV	1952
04	AL133	355002	L355002V	2020
05	AL135	355007	L355007DV	2045
06	AL145	355011	L355011DV	2142
07	AL139	355013	L355013DV	2210
08	AL139MS	355013MS	L355013MSDV	2239
09	AL139MSD	355013MD	L355013MDDV	2307
10	AL160	355015	L355015DV	2336
11				
12				
13				
14				
15				
16				
17				
18				
19				
20				
21				
22				
23				
24				
25				
26				
27				
28				
29				
30				

COMMENTS:

4LCA

LOW CONC. WATER VOLATILE METHOD BLANK SUMMARY

EPA SAMPLE NO.

VBLKJ3

Lab Name: ITS ENVIRONMENTAL Contract: 98011

Lab Code: INCHVT Case No.: 98011 SAS No.: SDG No.: 68755

Lab Sample ID: VBLKJ3 Date Analyzed: 04/07/98

Lab File ID: LLTB001CV Time Analyzed: 0851

Instrument ID: L

GC Column: DB-624 ID: 0.53 (mm) Length: 75 (m)

THIS METHOD BLANK APPLIES TO THE FOLLOWING SAMPLES AND LCS:

	EPA SAMPLE NO.	LAB SAMPLE ID	LAB FILE ID	TIME ANALYZED
01	AL156DL	355000D1	L355000I2V	1017
02	AL147	355009	L355009I2V	1048
03	AL161	355006	L355006V	1114
04				
05				
06				
07				
08				
09				
10				
11				
12				
13				
14				
15				
16				
17				
18				
19				
20				
21				
22				
23				
24				
25				
26				
27				
28				
29				
30				

COMMENTS: _____

4LCA

LOW CONC. WATER VOLATILE METHOD BLANK SUMMARY

EPA SAMPLE NO.

VBLKJ7

Lab Name: ITS ENVIRONMENTAL Contract: 98011

Lab Code: INCHVT Case No.: 98011 SAS No.: SDG No.: 68755

Lab Sample ID: VBLKJ7 Date Analyzed: 04/08/98

Lab File ID: LLTB001DV Time Analyzed: 1547

Instrument ID: L

GC Column: DB-624 ID: 0.53 (mm) Length: 75 (m)

THIS METHOD BLANK APPLIES TO THE FOLLOWING SAMPLES AND LCS:

	EPA SAMPLE NO.	LAB SAMPLE ID	LAB FILE ID	TIME ANALYZED
01	AL161RE	355006R1	L355006I4V	1747
02				
03				
04				
05				
06				
07				
08				
09				
10				
11				
12				
13				
14				
15				
16				
17				
18				
19				
20				
21				
22				
23				
24				
25				
26				
27				
28				
29				
30				

COMMENTS:

4LCA

LOW CONC. WATER VOLATILE METHOD BLANK SUMMARY

EPA SAMPLE NO.

VBLKK2

Lab Name: ITS ENVIRONMENTAL Contract: 98011

Lab Code: INCHVT Case No.: 98011 SAS No.: SDG No.: 68755

Lab Sample ID: VBLKK2 Date Analyzed: 04/09/98

Lab File ID: LLTB001EV Time Analyzed: 1126

Instrument ID: L

GC Column: DB-624 ID: 0.53 (mm) Length: 75 (m)

THIS METHOD BLANK APPLIES TO THE FOLLOWING SAMPLES AND LCS:

	EPA SAMPLE NO.	LAB SAMPLE ID	LAB FILE ID	TIME ANALYZED
01	VSBLK01	355017	L355017V	2155
02				
03				
04				
05				
06				
07				
08				
09				
10				
11				
12				
13				
14				
15				
16				
17				
18				
19				
20				
21				
22				
23				
24				
25				
26				
27				
28				
29				
30				

COMMENTS: _____

5LCA
LOW CONC. WATER VOLATILE ORGANIC INSTRUMENT PERFORMANCE CHECK
BROMOFLUOROBENZENE (BFB)

Lab Name: ITS ENVIRONMENTAL Contract: 98011

Lab Code: INCHVT Case No.: 98011 SAS No.: SDG No.: 68755

Lab File ID: LLT001PV BFB Injection Date: 03/27/98

Instrument ID: L BFB Injection Time: 0959

GC Column: DB-624 ID: 0.53 (mm) Length: 0 (m)

m/e	ION ABUNDANCE CRITERIA	% RELATIVE ABUNDANCE
50	15.0 - 40.0% of mass 95	17.3
75	30.0 - 60.0% of mass 95	47.3
95	Base Peak, 100% relative abundance	100.0
96	5.0 - 9.0% of mass 95	6.8
173	Less than 2.0% of mass 174	0.0 (0.0)1
174	50.0 - 120.0% of mass 95	69.1
175	5.0 - 9.0% of mass 174	5.2 (7.5)1
176	95.0 - 101.0% of mass 174	66.9 (96.8)1
177	5.0 - 9.0% of mass 176	4.6 (6.9)2

1-Value is % mass 174 2-Value is % mass 176

THIS TUNE APPLIES TO THE FOLLOWING SAMPLES, LCS, LES, BLANKS, AND STANDARDS:

	EPA SAMPLE NO.	LAB SAMPLE ID	LAB FILE ID	DATE ANALYZED	TIME ANALYZED
01	VSTD001	VSTD001	LLT001HV	03/27/98	1049
02	VSTD002	VSTD002	LLT002HV	03/27/98	1117
03	VSTD005	VSTD005	LLT005HV	03/27/98	1146
04	VSTD010	VSTD010	LLT010HV	03/27/98	1214
05	VSTD025	VSTD025	LLT025HV	03/27/98	1243
06					
07					
08					
09					
10					
11					
12					
13					
14					
15					
16					
17					
18					
19					
20					
21					
22					

5LCA
LOW CONC. WATER VOLATILE ORGANIC INSTRUMENT PERFORMANCE CHECK
BROMOFLUOROBENZENE (BFB)

Lab Name: ITS ENVIRONMENTAL Contract: 98011

Lab Code: INCHVT Case No.: 98011 SAS No.: SDG No.: 68755

Lab File ID: LLT004PV BFB Injection Date: 04/02/98

Instrument ID: L BFB Injection Time: 1307

GC Column: DB-624 ID: 0.53 (mm) Length: 0 (m)

m/e	ION ABUNDANCE CRITERIA	% RELATIVE ABUNDANCE
50	15.0 - 40.0% of mass 95	16.7
75	30.0 - 60.0% of mass 95	44.0
95	Base Peak, 100% relative abundance	100.0
96	5.0 - 9.0% of mass 95	6.6
173	Less than 2.0% of mass 174	0.0 (0.0)1
174	50.0 - 120.0% of mass 95	71.6
175	5.0 - 9.0% of mass 174	5.2 (7.3)1
176	95.0 - 101.0% of mass 174	69.5 (97.2)1
177	5.0 - 9.0% of mass 176	4.3 (6.2)2

1-Value is % mass 174 2-Value is % mass 176

THIS TUNE APPLIES TO THE FOLLOWING SAMPLES, LCS, LES, BLANKS, AND STANDARDS:

	EPA SAMPLE NO.	LAB SAMPLE ID	LAB FILE ID	DATE ANALYZED	TIME ANALYZED
01	VSTD005	VSTD005	LLT005BHV	04/02/98	1319
02	VBLKI4	VBLKI4	LLTB001QV	04/02/98	1357
03	LLTB LCS	LLTB LCS	LLTOO5BQV	04/02/98	1429
04	AL136	354998	L354998DV	04/02/98	1924
05	AL156	355000	L355000DV	04/02/98	1952
06	AL133	355002	L355002V	04/02/98	2020
07	AL135	355007	L355007DV	04/02/98	2045
08	AL145	355011	L355011DV	04/02/98	2142
09	AL139	355013	L355013DV	04/02/98	2210
10	AL139MS	355013MS	L355013MSDV	04/02/98	2239
11	AL139MSD	355013MD	L355013MDDV	04/02/98	2307
12	AL160	355015	L355015DV	04/02/98	2336
13					
14					
15					
16					
17					
18					
19					
20					
21					
22					

5LCA
LOW CONC. WATER VOLATILE ORGANIC INSTRUMENT PERFORMANCE CHECK
BROMOFLUOROBENZENE (BFB)

Lab Name: ITS ENVIRONMENTAL Contract: 98011

Lab Code: INCHVT Case No.: 98011 SAS No.: SDG No.: 68755

Lab File ID: LLT005PV BFB Injection Date: 04/07/98

Instrument ID: L BFB Injection Time: 0740

GC Column: DB-624 ID: 0.53 (mm) Length: 0 (m)

m/e	ION ABUNDANCE CRITERIA	% RELATIVE ABUNDANCE
50	15.0 - 40.0% of mass 95	17.0
75	30.0 - 60.0% of mass 95	47.5
95	Base Peak, 100% relative abundance	100.0
96	5.0 - 9.0% of mass 95	6.8
173	Less than 2.0% of mass 174	0.0 (0.0)1
174	50.0 - 120.0% of mass 95	70.7
175	5.0 - 9.0% of mass 174	4.9 (6.9)1
176	95.0 - 101.0% of mass 174	68.3 (96.6)1
177	5.0 - 9.0% of mass 176	4.4 (6.5)2

1-Value is % mass 174 2-Value is % mass 176

THIS TUNE APPLIES TO THE FOLLOWING SAMPLES, LCS, LES, BLANKS, AND STANDARDS:

	EPA SAMPLE NO.	LAB SAMPLE ID	LAB FILE ID	DATE ANALYZED	TIME ANALYZED
01	VSTD005	VSTD005	LLT005CHV	04/07/98	0750
02	VBLKJ3	VBLKJ3	LLTB001CV	04/07/98	0851
03	AL156DL	355000D1	L355000I2V	04/07/98	1017
04	AL147	355009	L355009I2V	04/07/98	1048
05	AL161	355006	L355006V	04/07/98	1114
06					
07					
08					
09					
10					
11					
12					
13					
14					
15					
16					
17					
18					
19					
20					
21					
22					

5LCA
LOW CONC. WATER VOLATILE ORGANIC INSTRUMENT PERFORMANCE CHECK
BROMOFLUOROBENZENE (BFB)

Lab Name: ITS ENVIRONMENTAL Contract: 98011

Lab Code: INCHVT Case No.: 98011 SAS No.: SDG No.: 68755

Lab File ID: LLQ019PV BFB Injection Date: 04/08/98

Instrument ID: L BFB Injection Time: 1456

GC Column: DB-624 ID: 0.53 (mm) Length: 0 (m)

m/e	ION ABUNDANCE CRITERIA	% RELATIVE ABUNDANCE
50	15.0 - 40.0% of mass 95	17.2
75	30.0 - 60.0% of mass 95	47.0
95	Base Peak, 100% relative abundance	100.0
96	5.0 - 9.0% of mass 95	6.7
173	Less than 2.0% of mass 174	0.2 (0.3)1
174	50.0 - 120.0% of mass 95	66.4
175	5.0 - 9.0% of mass 174	4.7 (7.1)1
176	95.0 - 101.0% of mass 174	65.6 (98.7)1
177	5.0 - 9.0% of mass 176	4.1 (6.3)2

1-Value is % mass 174 2-Value is % mass 176

THIS TUNE APPLIES TO THE FOLLOWING SAMPLES, LCS, LES, BLANKS, AND STANDARDS:

	EPA SAMPLE NO.	LAB SAMPLE ID	LAB FILE ID	DATE ANALYZED	TIME ANALYZED
01	VSTD005	VSTD005	LLT005DHV	04/08/98	1523
02	VBLKJ7	VBLKJ7	LLTB001DV	04/08/98	1547
03	AL161RE	355006R1	L355006I4V	04/08/98	1747
04					
05					
06					
07					
08					
09					
10					
11					
12					
13					
14					
15					
16					
17					
18					
19					
20					
21					
22					

5LCA
LOW CONC. WATER VOLATILE ORGANIC INSTRUMENT PERFORMANCE CHECK
BROMOFLUOROBENZENE (BFB)

Lab Name: ITS ENVIRONMENTAL Contract: 98011

Lab Code: INCHVT Case No.: 98011 SAS No.: SDG No.: 68755

Lab File ID: LLT020PV BFB Injection Date: 04/09/98

Instrument ID: L BFB Injection Time: 1043

GC Column: DB-624 ID: 0.53 (mm) Length: 0 (m)

m/e	ION ABUNDANCE CRITERIA	% RELATIVE ABUNDANCE
50	15.0 - 40.0% of mass 95	17.6
75	30.0 - 60.0% of mass 95	49.4
95	Base Peak, 100% relative abundance	100.0
96	5.0 - 9.0% of mass 95	7.2
173	Less than 2.0% of mass 174	0.5 (0.7)1
174	50.0 - 120.0% of mass 95	69.7
175	5.0 - 9.0% of mass 174	5.2 (7.4)1
176	95.0 - 101.0% of mass 174	67.2 (96.4)1
177	5.0 - 9.0% of mass 176	4.6 (6.9)2

1-Value is % mass 174 2-Value is % mass 176

THIS TUNE APPLIES TO THE FOLLOWING SAMPLES, LCS, LES, BLANKS, AND STANDARDS:

	EPA SAMPLE NO.	LAB SAMPLE ID	LAB FILE ID	DATE ANALYZED	TIME ANALYZED
01	VSTD005	VSTD005	LLT005EHV	04/09/98	1057
02	VBLKK2	VBLKK2	LLTB001EV	04/09/98	1126
03	VSBLK01	355017	L355017V	04/09/98	2155
04					
05					
06					
07					
08					
09					
10					
11					
12					
13					
14					
15					
16					
17					
18					
19					
20					
21					
22					

6LCA

LOW CONC. WATER VOLATILE ORGANICS INITIAL CALIBRATION DATA

Lab Name: ITS ENVIRONMENTAL Contract: 98011

Lab Code: INCHVT Case No.: 98011 SAS No.: SDG No.: 68755

Instrument ID: L Calibration Date(s): 03/27/98 03/27/98

Calibration Time(s): 1049 1243

GC Column: DB-624 ID: 0.53 (mm)

LAB FILE ID: RRF1 =LLT001HV RRF2 =LLT002HV

RRF5 =LLT005HV RRF10 =LLT010HV RRF25 =LLT025HV

COMPOUND		RRF1	RRF2	RRF5	RRF10	RRF25	$\overline{RRF}$	% RSD
Chloromethane	*	0.243	0.233	0.218	0.223	0.218	0.227	4.8*
Bromomethane	*	0.232	0.213	0.188	0.181	0.179	0.199	11.6*
Vinyl Chloride	*	0.274	0.282	0.271	0.269	0.262	0.272	2.6*
Chloroethane	*	0.174	0.170	0.168	0.163	0.117	0.158	14.9*
Methylene Chloride	*	0.335	0.322	0.321	0.307	0.296	0.316	4.7*
Acetone	*	0.058	0.051	0.045	0.043	0.042	0.048	13.9*
Carbon Disulfide	*	0.872	0.897	0.854	0.848	0.836	0.861	2.8*
1,1-Dichloroethene	*	0.292	0.292	0.299	0.300	0.287	0.294	1.8*
1,1-Dichloroethane	*	0.562	0.571	0.556	0.545	0.529	0.553	2.9*
cis-1,2-Dichloroethene	*	0.340	0.351	0.345	0.341	0.336	0.343	1.6*
trans-1,2-Dichloroethene	*	0.343	0.338	0.340	0.335	0.328	0.337	1.8*
Chloroform	*	0.752	0.737	0.709	0.702	0.692	0.718	3.5*
1,2-Dichloroethane	*	0.408	0.415	0.407	0.401	0.386	0.403	2.6*
2-Butanone	*	0.102	0.093	0.096	0.087	0.085	0.093	7.4*
Bromochloromethane	*	0.203	0.203	0.205	0.206	0.205	0.204	0.7*
1,1,1-Trichloroethane	*	0.734	0.751	0.748	0.733	0.728	0.739	1.3*
Carbon Tetrachloride	*	0.675	0.741	0.728	0.718	0.704	0.713	3.5*
Bromodichloromethane	*	0.785	0.812	0.802	0.783	0.781	0.793	1.8*
1,2-Dichloropropane	*	0.441	0.435	0.411	0.391	0.394	0.414	5.5*
cis-1,3-Dichloropropene	*	0.593	0.644	0.651	0.643	0.664	0.639	4.2*
Trichloroethene	*	0.491	0.507	0.491	0.480	0.474	0.489	2.6*
Dibromochloromethane	*	0.625	0.665	0.682	0.670	0.671	0.663	3.3*
1,1,2-Trichloroethane	*	0.363	0.376	0.378	0.374	0.376	0.373	1.6*
Benzene	*	1.273	1.261	1.231	1.189	1.189	1.229	3.2*
trans-1,3-Dichloropropene	*	0.558	0.534	0.558	0.565	0.566	0.556	2.4*
Bromoform	*	0.440	0.468	0.481	0.474	0.494	0.471	4.2*
4-Methyl-2-Pentanone	*	0.248	0.245	0.274	0.256	0.255	0.256	4.4*
2-Hexanone	*	0.089	0.124	0.145	0.147	0.161	0.133	21.2*
Tetrachloroethene	*	0.672	0.682	0.681	0.654	0.655	0.669	2.0*
1,1,2,2-Tetrachloroethane	*	0.588	0.598	0.601	0.569	0.563	0.584	3.0*
1,2-Dibromoethane	*	0.459	0.512	0.531	0.505	0.502	0.502	5.3*
Toluene	*	1.385	1.378	1.328	1.273	1.267	1.326	4.2*
Chlorobenzene	*	0.915	0.954	0.944	0.928	0.936	0.935	1.6*
Ethylbenzene	*	1.605	1.697	1.682	1.620	1.608	1.642	2.7*
Styrene	*	0.836	0.917	0.928	0.914	0.921	0.903	4.2*
Xylene (total)	*	0.581	0.578	0.572	0.563	0.571	0.573	1.2*
1,3-Dichlorobenzene	*	1.337	1.458	1.462	1.495	1.394	1.429	4.4*
1,4-Dichlorobenzene	*	1.743	1.782	1.659	1.585	1.584	1.671	5.4*
1,2-Dichlorobenzene	*	1.393	1.391	1.402	1.394	1.334	1.383	2.0*
1,2-Dibromo-3-chloropropane	*	0.206	0.193	0.199	0.183	0.178	0.192	5.9*
4-Bromofluorobenzene	*	0.384	0.404	0.416	0.421	0.410	0.407	3.5*

* Compounds with required minimum RRF and maximim %RSD values.

@ These compounds must meet only a minimum RRF of 0.010.

\# These compounds have no minimum RRF and maximum %RSD values.

7LCA

LOW CONC. WATER VOLATILE ORGANINCS CONTINUING CALIBRATION SUMMARY

Lab Name: ITS ENVIRONMENTAL Contract: 98011

Lab Code: INCHVT Case No.: 98011 SAS No.: SDG No.: 68755

Instrument ID: L Calibration Date: 04/02/98 Time: 1319

Lab File ID: LLT005BHV Init. Calib. Date(s): 03/27/98 03/27/98

Init. Calib. Times: 1049 1243

GC Column: DB-624 ID: 0.53 (mm) Length: 75 (m)

COMPOUND	$\overline{RRF}$	RRF5	MIN RRF	%D	MAX %D
Chloromethane	0.227	0.228	0.010	-0.4	
Bromomethane	0.199	0.194	0.100	2.5	30.0
Vinyl Chloride	0.272	0.276	0.100	-1.5	30.0
Chloroethane	0.158	0.178	0.010	-12.6	
Methylene Chloride	0.316	0.312	0.010	1.3	
Acetone	0.048	0.046		4.2	
Carbon Disulfide	0.861	0.849	0.010	1.4	
1,1-Dichloroethene	0.294	0.306	0.100	-4.1	30.0
1,1-Dichloroethane	0.553	0.570	0.200	-3.1	30.0
cis-1,2-Dichloroethene	0.343	0.356		-3.8	
trans-1,2-Dichloroethene	0.337	0.354		-5.0	
Chloroform	0.718	0.679	0.200	5.4	30.0
1,2-Dichloroethane	0.403	0.365	0.100	9.4	30.0
2-Butanone	0.093	0.091		2.2	
Bromochloromethane	0.204	0.197	0.050	3.4	30.0
1,1,1-Trichloroethane	0.739	0.725	0.100	1.9	30.0
Carbon Tetrachloride	0.713	0.680	0.100	4.6	30.0
Bromodichloromethane	0.793	0.779	0.200	1.8	30.0
1,2-Dichloropropane	0.414	0.445		-7.5	
cis-1,3-Dichloropropene	0.639	0.684	0.200	-7.0	30.0
Trichloroethene	0.489	0.496	0.300	-1.4	30.0
Dibromochloromethane	0.663	0.613	0.100	7.5	30.0
1,1,2-Trichloroethane	0.373	0.387	0.100	-3.8	30.0
Benzene	1.229	1.277	0.500	-3.9	30.0
trans-1,3-Dichloropropene	0.556	0.561	0.100	-0.9	30.0
Bromoform	0.471	0.449	0.050	4.7	30.0
4-Methyl-2-Pentanone	0.256	0.279		-9.0	
2-Hexanone	0.133	0.156		-17.3	
Tetrachloroethene	0.669	0.673	0.200	-0.6	30.0
1,1,2,2-Tetrachloroethane	0.584	0.600	0.100	-2.7	30.0
1,2-Dibromoethane	0.502	0.508	0.100	-1.2	30.0
Toluene	1.326	1.359	0.400	-2.5	30.0
Chlorobenzene	0.935	0.935	0.500	0.0	30.0
Ethylbenzene	1.642	1.660	0.100	-1.1	30.0
Styrene	0.903	0.908	0.300	-0.6	30.0
Xylene (total)	0.573	0.554	0.300	3.3	30.0
1,3-Dichlorobenzene	1.429	1.380	0.600	3.4	30.0
1,4-Dichlorobenzene	1.671	1.678	0.500	-0.4	30.0
1,2-Dichlorobenzene	1.383	1.395	0.400	-0.9	30.0
1,2-Dibromo-3-chloropropane	0.192	0.172		10.4	
4-Bromofluorobenzene	0.407	0.394	0.200	3.2	30.0

7LCA

LOW CONC. WATER VOLATILE ORGANINCS CONTINUING CALIBRATION SUMMARY

Lab Name: ITS ENVIRONMENTAL Contract: 98011

Lab Code: INCHVT Case No.: 98011 SAS No.: SDG No.: 68755

Instrument ID: L Calibration Date: 04/07/98 Time: 0750

Lab File ID: LLT005CHV Init. Calib. Date(s): 03/27/98 03/27/98

Init. Calib. Times: 1049 1243

GC Column: DB-624 ID: 0.53 (mm) Length: 75 (m)

COMPOUND	$\overline{RRF}$	RRF5	MIN RRF	%D	MAX %D
Chloromethane	0.227	0.221	0.010	2.6	
Bromomethane	0.199	0.214	0.100	-7.5	30.0
Vinyl Chloride	0.272	0.266	0.100	2.2	30.0
Chloroethane	0.158	0.170	0.010	-7.6	
Methylene Chloride	0.316	0.302	0.010	4.4	
Acetone	0.048	0.048		0.0	
Carbon Disulfide	0.861	0.849	0.010	1.4	
1,1-Dichloroethene	0.294	0.294	0.100	0.0	30.0
1,1-Dichloroethane	0.553	0.554	0.200	-0.2	30.0
cis-1,2-Dichloroethene	0.343	0.332		3.2	
trans-1,2-Dichloroethene	0.337	0.328		2.7	
Chloroform	0.718	0.686	0.200	4.4	30.0
1,2-Dichloroethane	0.403	0.387	0.100	4.0	30.0
2-Butanone	0.093	0.094		-1.1	
Bromochloromethane	0.204	0.189	0.050	7.4	30.0
1,1,1-Trichloroethane	0.739	0.739	0.100	0.0	30.0
Carbon Tetrachloride	0.713	0.711	0.100	0.3	30.0
Bromodichloromethane	0.793	0.774	0.200	2.4	30.0
1,2-Dichloropropane	0.414	0.403		2.6	
cis-1,3-Dichloropropene	0.639	0.637	0.200	0.3	30.0
Trichloroethene	0.489	0.482	0.300	1.4	30.0
Dibromochloromethane	0.663	0.602	0.100	9.2	30.0
1,1,2-Trichloroethane	0.373	0.373	0.100	0.0	30.0
Benzene	1.229	1.228	0.500	0.1	30.0
trans-1,3-Dichloropropene	0.556	0.567	0.100	-2.0	30.0
Bromoform	0.471	0.406	0.050	13.8	30.0
4-Methyl-2-Pentanone	0.256	0.285		-11.3	
2-Hexanone	0.133	0.150		-12.8	
Tetrachloroethene	0.669	0.644	0.200	3.7	30.0
1,1,2,2-Tetrachloroethane	0.584	0.602	0.100	-3.1	30.0
1,2-Dibromoethane	0.502	0.510	0.100	-1.6	30.0
Toluene	1.326	1.276	0.400	3.8	30.0
Chlorobenzene	0.935	0.917	0.500	1.9	30.0
Ethylbenzene	1.642	1.605	0.100	2.2	30.0
Styrene	0.903	0.859	0.300	4.9	30.0
Xylene (total)	0.573	0.549	0.300	4.2	30.0
1,3-Dichlorobenzene	1.429	1.448	0.600	-1.3	30.0
1,4-Dichlorobenzene	1.671	1.573	0.500	5.9	30.0
1,2-Dichlorobenzene	1.383	1.328	0.400	4.0	30.0
1,2-Dibromo-3-chloropropane	0.192	0.200		-4.2	
4-Bromofluorobenzene	0.407	0.392	0.200	3.7	30.0

7LCA

LOW CONC. WATER VOLATILE ORGANINCS CONTINUING CALIBRATION SUMMARY

Lab Name: ITS ENVIRONMENTAL Contract: 98011

Lab Code: INCHVT Case No.: 98011 SAS No.: SDG No.: 68755

Instrument ID: L Calibration Date: 04/08/98 Time: 1523

Lab File ID: LLT005DHV Init. Calib. Date(s): 03/27/98 03/27/98

Init. Calib. Times: 1049 1243

GC Column: DB-624 ID: 0.53 (mm) Length: 75 (m)

COMPOUND	$\overline{RRF}$	RRF5	MIN RRF	%D	MAX %D
Chloromethane	0.227	0.311	0.010	-37.0	
Bromomethane	0.199	0.239	0.100	-20.1	30.0
Vinyl Chloride	0.272	0.330	0.100	-21.3	30.0
Chloroethane	0.158	0.205	0.010	-29.7	
Methylene Chloride	0.316	0.315	0.010	0.3	
Acetone	0.048	0.052		-8.3	
Carbon Disulfide	0.861	0.989	0.010	-14.9	
1,1-Dichloroethene	0.294	0.307	0.100	-4.4	30.0
1,1-Dichloroethane	0.553	0.583	0.200	-5.4	30.0
cis-1,2-Dichloroethene	0.343	0.344		-0.3	
trans-1,2-Dichloroethene	0.337	0.348		-3.3	
Chloroform	0.718	0.681	0.200	5.2	30.0
1,2-Dichloroethane	0.403	0.403	0.100	0.0	30.0
2-Butanone	0.093	0.098		-5.4	
Bromochloromethane	0.204	0.192	0.050	5.9	30.0
1,1,1-Trichloroethane	0.739	0.741	0.100	-0.3	30.0
Carbon Tetrachloride	0.713	0.688	0.100	3.5	30.0
Bromodichloromethane	0.793	0.800	0.200	-0.9	30.0
1,2-Dichloropropane	0.414	0.419		-1.2	
cis-1,3-Dichloropropene	0.639	0.690	0.200	-8.0	30.0
Trichloroethene	0.489	0.484	0.300	1.0	30.0
Dibromochloromethane	0.663	0.613	0.100	7.5	30.0
1,1,2-Trichloroethane	0.373	0.383	0.100	-2.7	30.0
Benzene	1.229	1.252	0.500	-1.9	30.0
trans-1,3-Dichloropropene	0.556	0.576	0.100	-3.6	30.0
Bromoform	0.471	0.416	0.050	11.7	30.0
4-Methyl-2-Pentanone	0.256	0.299		-16.8	
2-Hexanone	0.133	0.172		-29.3	
Tetrachloroethene	0.669	0.627	0.200	6.3	30.0
1,1,2,2-Tetrachloroethane	0.584	0.604	0.100	-3.4	30.0
1,2-Dibromoethane	0.502	0.496	0.100	1.2	30.0
Toluene	1.326	1.330	0.400	-0.3	30.0
Chlorobenzene	0.935	0.885	0.500	5.3	30.0
Ethylbenzene	1.642	1.645	0.100	-0.2	30.0
Styrene	0.903	0.894	0.300	1.0	30.0
Xylene (total)	0.573	0.541	0.300	5.6	30.0
1,3-Dichlorobenzene	1.429	1.432	0.600	-0.2	30.0
1,4-Dichlorobenzene	1.671	1.653	0.500	1.1	30.0
1,2-Dichlorobenzene	1.383	1.383	0.400	0.0	30.0
1,2-Dibromo-3-chloropropane	0.192	0.216		-12.5	
4-Bromofluorobenzene	0.407	0.393	0.200	3.4	30.0

7LCA

LOW CONC. WATER VOLATILE ORGANINCS CONTINUING CALIBRATION SUMMARY

Lab Name: ITS ENVIRONMENTAL Contract: 98011

Lab Code: INCHVT Case No.: 98011 SAS No.: SDG No.: 68755

Instrument ID: L Calibration Date: 04/09/98 Time: 1057

Lab File ID: LLT005EHV Init. Calib. Date(s): 03/27/98 03/27/98

Init. Calib. Times: 1049 1243

GC Column: DB-624 ID: 0.53 (mm) Length: 75 (m)

COMPOUND	$\overline{RRF}$	RRF5	MIN RRF	%D	MAX %D
Chloromethane	0.227	0.303	0.010	-33.5	
Bromomethane	0.199	0.212	0.100	-6.5	30.0
Vinyl Chloride	0.272	0.323	0.100	-18.8	30.0
Chloroethane	0.158	0.193	0.010	-22.2	
Methylene Chloride	0.316	0.306	0.010	3.2	
Acetone	0.048	0.053		-10.4	
Carbon Disulfide	0.861	0.909	0.010	-5.6	
1,1-Dichloroethene	0.294	0.294	0.100	0.0	30.0
1,1-Dichloroethane	0.553	0.578	0.200	-4.5	30.0
cis-1,2-Dichloroethene	0.343	0.340		0.9	
trans-1,2-Dichloroethene	0.337	0.348		-3.3	
Chloroform	0.718	0.711	0.200	1.0	30.0
1,2-Dichloroethane	0.403	0.402	0.100	0.2	30.0
2-Butanone	0.093	0.090		3.2	
Bromochloromethane	0.204	0.203	0.050	0.5	30.0
1,1,1-Trichloroethane	0.739	0.764	0.100	-3.4	30.0
Carbon Tetrachloride	0.713	0.732	0.100	-2.7	30.0
Bromodichloromethane	0.793	0.796	0.200	-0.4	30.0
1,2-Dichloropropane	0.414	0.417		-0.7	
cis-1,3-Dichloropropene	0.639	0.649	0.200	-1.6	30.0
Trichloroethene	0.489	0.486	0.300	0.6	30.0
Dibromochloromethane	0.663	0.629	0.100	5.1	30.0
1,1,2-Trichloroethane	0.373	0.384	0.100	-2.9	30.0
Benzene	1.229	1.268	0.500	-3.2	30.0
trans-1,3-Dichloropropene	0.556	0.569	0.100	-2.3	30.0
Bromoform	0.471	0.415	0.050	11.9	30.0
4-Methyl-2-Pentanone	0.256	0.275		-7.4	
2-Hexanone	0.133	0.167		-25.6	
Tetrachloroethene	0.669	0.646	0.200	3.4	30.0
1,1,2,2-Tetrachloroethane	0.584	0.600	0.100	-2.7	30.0
1,2-Dibromoethane	0.502	0.522	0.100	-4.0	30.0
Toluene	1.326	1.290	0.400	2.7	30.0
Chlorobenzene	0.935	0.922	0.500	1.4	30.0
Ethylbenzene	1.642	1.636	0.100	0.4	30.0
Styrene	0.903	0.911	0.300	-0.9	30.0
Xylene (total)	0.573	0.564	0.300	1.6	30.0
1,3-Dichlorobenzene	1.429	1.464	0.600	-2.4	30.0
1,4-Dichlorobenzene	1.671	1.638	0.500	2.0	30.0
1,2-Dichlorobenzene	1.383	1.357	0.400	1.9	30.0
1,2-Dibromo-3-chloropropane	0.192	0.197		-2.6	
4-Bromofluorobenzene	0.407	0.421	0.200	-3.4	30.0

8LCA

LOW CONC. WATER VOLATILE INTERNAL STANDARD AREA AND RT SUMMARY

Lab Name: ITS ENVIRONMENTAL Contract: 98011

Lab Code: INCHVT Case No.: 98011 SAS No.: SDG No.: 68755

Lab File ID (Standard): LLT005BHV Date Analyzed: 04/02/98

Instrument ID: L Time Analyzed: 1319

GC Column: DB-624 ID: 0.53 (mm) Length: 75 (m)

		IS1(DFB) AREA #	RT #	IS2(CBZ) AREA #	RT #	IS3(DCB) AREA #	RT #
	12 HOUR STD	650872	11.27	542264	17.17	352942	20.37
	UPPER LIMIT	911221	11.60	759170	17.50	494119	20.70
	LOWER LIMIT	390523	10.94	325358	16.83	211765	20.03
	EPA SAMPLE NO.						
01	VBLKI4	658665	11.26	551239	17.17	357091	20.37
02	LLTB LCS	611022	11.26	501338	17.17	341892	20.37
03	AL136	499828	11.24	410480	17.17	265121	20.36
04	AL156	508829	11.24	426417	17.17	275554	20.36
05	AL133	493936	11.24	421427	17.17	266861	20.38
06	AL135	493150	11.24	418633	17.17	264283	20.36
07	AL145	507567	11.24	434414	17.17	270371	20.36
08	AL139	486057	11.26	406853	17.17	263258	20.36
09	AL139MS	480344	11.24	409165	17.17	265067	20.37
10	AL139MSD	486411	11.24	406510	17.17	265998	20.38
11	AL160	497320	11.26	424358	17.17	269063	20.38
12							
13							
14							
15							
16							
17							
18							
19							
20							
21							
22							

IS1 (DFB) = 1,4-Difluorobenzene
IS2 (CBZ) = Chlorobenzene-d5
IS3 (DCB) = 1,4-Dichlorobenzene-d4

AREA UPPER LIMIT = + 40% of internal standard area.
AREA LOWER LIMIT = - 40% of internal standard area.
RT UPPER LIMIT = + 0.33 minutes of internal standard RT.
RT LOWER LIMIT = - 0.33 minutes of internal standard RT.

Column used to flag internal standard area and RT values with an asterisk.
* Values outside of QC limits.

8LCA
LOW CONC. WATER VOLATILE INTERNAL STANDARD AREA AND RT SUMMARY

Lab Name: ITS ENVIRONMENTAL Contract: 98011

Lab Code: INCHVT Case No.: 98011 SAS No.: SDG No.: 68755

Lab File ID (Standard): LLT005CHV Date Analyzed: 04/07/98

Instrument ID: L Time Analyzed: 0750

GC Column: DB-624 ID: 0.53 (mm) Length: 75 (m)

		IS1(DFB) AREA #	RT #	IS2(CBZ) AREA #	RT #	IS3(DCB) AREA #	RT #
	12 HOUR STD	511243	11.27	432525	17.16	282874	20.38
	UPPER LIMIT	715740	11.60	605535	17.49	396024	20.71
	LOWER LIMIT	306746	10.93	259515	16.83	169724	20.05
	EPA SAMPLE NO.						
01	VBLKJ3	502004	11.24	414589	17.17	274884	20.38
02	AL156DL	491441	11.26	417489	17.17	269497	20.37
03	AL147	476586	11.26	412984	17.17	262149	20.38
04	AL161	492525	11.26	423605	17.17	269674	20.37
05							
06							
07							
08							
09							
10							
11							
12							
13							
14							
15							
16							
17							
18							
19							
20							
21							
22							

IS1 (DFB) = 1,4-Difluorobenzene
IS2 (CBZ) = Chlorobenzene-d5
IS3 (DCB) = 1,4-Dichlorobenzene-d4

AREA UPPER LIMIT = + 40% of internal standard area.
AREA LOWER LIMIT = - 40% of internal standard area.
RT UPPER LIMIT = + 0.33 minutes of internal standard RT.
RT LOWER LIMIT = - 0.33 minutes of internal standard RT.

Column used to flag internal standard area and RT values with an asterisk.
* Values outside of QC limits.

8LCA

LOW CONC. WATER VOLATILE INTERNAL STANDARD AREA AND RT SUMMARY

Lab Name: ITS ENVIRONMENTAL Contract: 98011

Lab Code: INCHVT Case No.: 98011 SAS No.: SDG No.: 68755

Lab File ID (Standard): LLT005DHV Date Analyzed: 04/08/98

Instrument ID: L Time Analyzed: 1523

GC Column: DB-624 ID: 0.53 (mm) Length: 75 (m)

		IS1(DFB) AREA #	RT #	IS2(CBZ) AREA #	RT #	IS3(DCB) AREA #	RT #
	12 HOUR STD	550389	11.27	471287	17.18	294787	20.38
	UPPER LIMIT	770545	11.60	659802	17.52	412702	20.72
	LOWER LIMIT	330233	10.94	282772	16.85	176872	20.05
	EPA SAMPLE NO.						
01	VBLKJ7	576357	11.26	481095	17.17	310920	20.39
02	AL161RE	541481	11.25	517266	17.17	360947	20.39
03							
04							
05							
06							
07							
08							
09							
10							
11							
12							
13							
14							
15							
16							
17							
18							
19							
20							
21							
22							

IS1 (DFB) = 1,4-Difluorobenzene
IS2 (CBZ) = Chlorobenzene-d5
IS3 (DCB) = 1,4-Dichlorobenzene-d4

AREA UPPER LIMIT = + 40% of internal standard area.
AREA LOWER LIMIT = - 40% of internal standard area.
RT UPPER LIMIT = + 0.33 minutes of internal standard RT.
RT LOWER LIMIT = - 0.33 minutes of internal standard RT.

Column used to flag internal standard area and RT values with an asterisk.
* Values outside of QC limits.

8LCA
LOW CONC. WATER VOLATILE INTERNAL STANDARD AREA AND RT SUMMARY

Lab Name: ITS ENVIRONMENTAL Contract: 98011

Lab Code: INCHVT Case No.: 98011 SAS No.: SDG No.: 68755

Lab File ID (Standard): LLT005EHV Date Analyzed: 04/09/98

Instrument ID: L Time Analyzed: 1057

GC Column: DB-624 ID: 0.53 (mm) Length: 75 (m)

		IS1(DFB) AREA #	RT #	IS2(CBZ) AREA #	RT #	IS3(DCB) AREA #	RT #
	12 HOUR STD	466943	11.25	394442	17.16	254925	20.38
	UPPER LIMIT	653720	11.58	552219	17.49	356895	20.71
	LOWER LIMIT	280166	10.91	236665	16.83	152955	20.04
	EPA SAMPLE NO.						
01	VBLKK2	515717	11.24	424850	17.17	272771	20.38
02	VSBLK01	477943	11.24	392798	17.17	247407	20.38
03							
04							
05							
06							
07							
08							
09							
10							
11							
12							
13							
14							
15							
16							
17							
18							
19							
20							
21							
22							

IS1 (DFB) = 1,4-Difluorobenzene
IS2 (CBZ) = Chlorobenzene-d5
IS3 (DCB) = 1,4-Dichlorobenzene-d4

AREA UPPER LIMIT = + 40% of internal standard area.
AREA LOWER LIMIT = - 40% of internal standard area.
RT UPPER LIMIT = + 0.33 minutes of internal standard RT.
RT LOWER LIMIT = - 0.33 minutes of internal standard RT.

Column used to flag internal standard area and RT values with an asterisk.
* Values outside of QC limits.

3. Evergreen Analytical

rgreen Analytical Laboratory

98-120

RK ORDER Summary

27-Mar 10:22 am

Client Project ID: 730769-01005

rt To: Kerry Smith

Parsons Engineering Science
30 Dan Road
Canton, MA 02021-2809

Phone: (781) 401-3200
FAX: (781) 401-2575

ents:

Level: MS/MSD required on Client samples

e ID	Client Sample ID	Analysis	#	Matrix	Loc	Collection	Received	Due	
7-01A	AL153	Methane. Ethane. Ethene		Water	2	24-Mar-98	27-Mar-98	10-Apr-98	0
7-02A	AL154	Methane. Ethane. Ethene						10-Apr-98	0
7-03A	AL142	Methane. Ethane. Ethene						10-Apr-98	0
7-04A	AL155	Methane. Ethane. Ethene				25-Mar-98		10-Apr-98	0
7-05A	AL148	Methane. Ethane. Ethene						10-Apr-98	0

ecial list. See sample comments or test information.
Holding Time expiration date.

WO# 98-1207 BOF# N/A
C/S(O) N/A / N/A C/S(I) C / Co
Temp (C) 2 Seals intact Y / N / NA
Pres Y / N / NA Hd Sp Y / N / NA
Loc 2 Container 40V By JD

10040

CHAIN-OF-CUST

PAGE 1 OF 1

NGINEERING SCIENCE, INC.
Phone: 781-401-3200
02021 Fax: 781-401-2575

JOB NO. Seneca 1st Qtr. '98
PROJECT 730769-01005
CONTACT Mike Duchesneau

LABORATORY Evergreen
ADDRESS Wheat Ridge CO
CONTACT Shea Grainer

E NO.	LABORATORY SAMPLE NO.	SAMPLING DATE	SAMPLING TIME	SAMPLE DEPTH	SAMPLE MATRIX	VOA	SVOC	METALS	CN						K/E/E	NO. OF CONTAINERS	COMMENTS (Special instructions, cautio
3		3/24/98	1135		water										X	3	-01
4		↓	1415		↓										X	3	-02
42		↓	1540		↓										X	3	-03
55		3/25/98	0915		↓										X	3	-04
48		↓	1330		↓										X	3	-05

KKS

KKS

d Relinquished by
Dad Wilkinson
ael Wilkinson
ons ES
6-98 Time 1100

Received by
Sign J Dechart
Print J Dechart
Firm EAC
Date 3/27/98 Time 940

VOA Vial														X	
Glass Bottle															
Plastic Bottle															
Preservative														A C	
Container Volume														40 ml	

REMARKS: (Sample st
nonstandard sample be
Project # 98-17

l by
Time

Received by
Sign
Print
Firm
Date Time

PRESERVATION KEY:
A - Ice
B - Filtered
C - Acidified with HCl
D - Acidified with HNO_3
E - Acidified with H_2SO_4
F - NaOH + Ascorbic
G - Other

Samples tampered with? ☐ No ☐ Yes
plain in remarks.

Cooler #: #29

COC0198 White - return with data Yellow - lab copy Pink - Sampler copy

EVERGREEN ANALYTICAL, INC.
4036 Youngfield St. Wheat Ridge, CO 80033
(303) 425-6021

Methane, Ethane, Ethene Report Form

Client Sample Number	: AL153	**Client Project No.**	: 730769-01005
Lab Sample Number	: 98-1207-01	**Lab Work Order**	: 98-1207
Date Sampled	: 3/24/98	**Dilution Factor**	: 1.00
Date Received	: 3/27/98	**Method**	: RSKSOP-175M
Date Extracted/Prepared	: 4/1/98	**Matrix**	: Water
Date Analyzed	: 4/1/98	**Lab File No.**	: GAS0401006

Compound Name	Cas Number	Sample Concentration mg/L	RL mg/L
Methane	**74-82-8**	U	0.0012
Ethane	**74-84-0**	U	0.0021
Ethene	**74-85-1**	U	0.0025

Temperature	:	74.1 F	Saturation Concentration	Meth	0
Amount Injected	:	0.5 ml			
Total Volume of Sample	:	43 ml	Concentration in Head Space	Meth	0
Head space created	:	4 ml			
Methane Area	:	0 ug	Saturation Concentration	Etha	0
Ethane Area	:	0 ug			
Ethene Area	:	0 ug	Concentration in Head Space	Etha	0
Atomic weight(Methane)	:	16 g			
Atomic weight(Ethane)	:	30 g	Saturation Concentration	Ethe	0
Atomic weight(Ethene)	:	28 g			
			Concentration in Head Space	Ethe	0

Qualifiers
E = Extrapolated value.
U = Compound analyzed for, but not detected.
B = Compound also found in the blank.
RL = Reporting Limit.
NA = Not Available/Not Applicable.

Note
Pressure calculated at sea level.

Analyst

Approved

GAS1207.XLS



Data File Name	: C:\HPCHEM\ALGA\DATA\GAS0401\006R0101.D		
Operator	: Bill Michener	Page Number	: 1
Instrument	: ALGA	Vial Number	: 6
Sample Name	: 98-1207-01A	Injection Number	: 1
Run Time Bar Code	:	Sequence Line	: 1
Acquired on	: 01 Apr 98 07:41 AM	Instrument Method	: GAS.MTH
Report Created on	: 01 Apr 98 10:17 AM	Analysis Method	: GAS0401.MTH
Last Recalib on	: 03 SEP 97 11:40 AM	Sample Amount	: 0
Multiplier	: 1	ISTD Amount	:
Sample Info	: SAMP METHETH AL153 DF=1		

EVERGREEN ANALYTICAL, INC.
4036 Youngfield St. Wheat Ridge, CO 80033
(303) 425-6021

Methane, Ethane, Ethene Report Form

Client Sample Number	: AL154	**Client Project No.**	: 730769-01005
Lab Sample Number	: 98-1207-02	**Lab Work Order**	: 98-1207
Date Sampled	: 3/24/98	**Dilution Factor**	: 1.00
Date Received	: 3/27/98	**Method**	: RSKSOP-175M
Date Extracted/Prepared	: 4/1/98	**Matrix**	: Water
Date Analyzed	: 4/1/98	**Lab File No.**	: GAS0401007

Compound Name	Cas Number	Sample Concentration mg/L	RL mg/L
Methane	**74-82-8**	U	0.0012
Ethane	**74-84-0**	U	0.0021
Ethene	**74-85-1**	U	0.0025

Temperature	:	73.8 F	Saturation Concentration	Meth	0
Amount Injected	:	0.5 ml			
Total Volume of Sample	:	43 ml	Concentration in Head Space	Meth	0
Head space created	:	4 ml			
Methane Area	:	0 ug	Saturation Concentration	Etha	0
Ethane Area	:	0 ug			
Ethene Area	:	0 ug	Concentration in Head Space	Etha	0
Atomic weight(Methane)	:	16 g			
Atomic weight(Ethane)	:	30 g	Saturation Concentration	Ethe	0
Atomic weight(Ethene)	:	28 g			
			Concentration in Head Space	Ethe	0

Qualifiers
E = Extrapolated value.
U = Compound analyzed for, but not detected.
B = Compound also found in the blank.
RL = Reporting Limit.
NA = Not Available/Not Applicable.

Note
Pressure calculated at sea level.

Analyst

Approved

GAS1207.XLS



Data File Name	: C:\HPCHEM\ALGA\DATA\GAS0401\007R0101.D		
Operator	: Bill Michener	Page Number	: 1
Instrument	: ALGA	Vial Number	: 7
Sample Name	: 98-1207-02A	Injection Number	: 1
Run Time Bar Code:		Sequence Line	: 1
Acquired on	: 01 Apr 98 07:49 AM	Instrument Method:	GAS.MTH
Report Created on:	01 Apr 98 10:17 AM	Analysis Method	: GAS0401.MTH
Last Recalib on	: 03 SEP 97 11:40 AM	Sample Amount	: 0
Multiplier	: 1	ISTD Amount	:
Sample Info	: SAMP METHETH AL154 DF=1		

EVERGREEN ANALYTICAL, INC.
4036 Youngfield St. Wheat Ridge, CO 80033
(303) 425-6021

Methane, Ethane, Ethene Report Form

Client Sample Number	: AL142	**Client Project No.**	: 730769-01005
Lab Sample Number	: 98-1207-03	**Lab Work Order**	: 98-1207
Date Sampled	: 3/24/98	**Dilution Factor**	: 1.00
Date Received	: 3/27/98	**Method**	: RSKSOP-175M
Date Extracted/Prepared	: 4/1/98	**Matrix**	: Water
Date Analyzed	: 4/1/98	**Lab File No.**	: GAS0401008

Compound Name	Cas Number	Sample Concentration mg/L	RL mg/L
Methane	**74-82-8**	U	0.0012
Ethane	**74-84-0**	U	0.0021
Ethene	**74-85-1**	U	0.0025

Temperature	:	73.8 F	Saturation Concentration	Meth	0
Amount Injected	:	0.5 ml			
Total Volume of Sample	:	43 ml	Concentration in Head Space	Meth	0
Head space created	:	4 ml			
Methane Area	:	0 ug	Saturation Concentration	Etha	0
Ethane Area	:	0 ug			
Ethene Area	:	0 ug	Concentration in Head Space	Etha	0
Atomic weight(Methane)	:	16 g			
Atomic weight(Ethane)	:	30 g	Saturation Concentration	Ethe	0
Atomic weight(Ethene)	:	28 g			
			Concentration in Head Space	Ethe	0

Qualifiers
E = Extrapolated value.
U = Compound analyzed for, but not detected.
B = Compound also found in the blank.
RL = Reporting Limit.
NA = Not Available/Not Applicable.

Note
Pressure calculated at sea level.

Analyst

Approved

GAS1207.XLS



Data File Name	: C:\HPCHEM\ALGA\DATA\GAS0401\008R0101.D		
Operator	: Bill Michener	Page Number	: 1
Instrument	: ALGA	Vial Number	: 8
Sample Name	: 98-1207-03A	Injection Number	: 1
Run Time Bar Code	:	Sequence Line	: 1
Acquired on	: 01 Apr 98 07:59 AM	Instrument Method	: GAS.MTH
Report Created on	: 01 Apr 98 10:17 AM	Analysis Method	: GAS0401.MTH
Last Recalib on	: 03 SEP 97 11:40 AM	Sample Amount	: 0
Multiplier	: 1	ISTD Amount	:
Sample Info	: SAMP METHETH AL142 DF=1		

EVERGREEN ANALYTICAL, INC.
4036 Youngfield St. Wheat Ridge, CO 80033
(303) 425-6021

Methane, Ethane, Ethene Report Form

Client Sample Number	: AL155	**Client Project No.**	: 730769-01005
Lab Sample Number	: 98-1207-04	**Lab Work Order**	: 98-1207
Date Sampled	: 3/25/98	**Dilution Factor**	: 1.00
Date Received	: 3/27/98	**Method**	: RSKSOP-175M
Date Extracted/Prepared	: 4/1/98	**Matrix**	: Water
Date Analyzed	: 4/1/98	**Lab File No.**	: GAS0401009

Compound Name	Cas Number	Sample Concentration mg/L	RL mg/L
Methane	**74-82-8**	0.0027	0.0012
Ethane	**74-84-0**	U	0.0021
Ethene	**74-85-1**	U	0.0025

Temperature	: 73.8	F	Saturation Concentration	Meth	0.000662452
Amount Injected	: 0.5	ml			
Total Volume of Sample	: 43	ml	Concentration in Head Space	Meth	0.002080195
Head space created	: 4	ml			
Methane Area	: 15.405	ug	Saturation Concentration	Etha	0
Ethane Area	: 0	ug			
Ethene Area	: 0	ug	Concentration in Head Space	Etha	0
Atomic weight(Methane)	: 16	g			
Atomic weight(Ethane)	: 30	g	Saturation Concentration	Ethe	0
Atomic weight(Ethene)	: 28	g			
			Concentration in Head Space	Ethe	0

Qualifiers
E = Extrapolated value.
U = Compound analyzed for, but not detected.
B = Compound also found in the blank.
RL = Reporting Limit.
NA = Not Available/Not Applicable.

Note
Pressure calculated at sea level.

Analyst

Approved

GAS1207.XLS



Data File Name	: C:\HPCHEM\ALGA\DATA\GAS0401\009R0101.D		
Operator	: Bill Michener	Page Number	: 1
Instrument	: ALGA	Vial Number	: 9
Sample Name	: 98-1207-04A	Injection Number	: 1
Run Time Bar Code:		Sequence Line	: 1
Acquired on	: 01 Apr 98 08:08 AM	Instrument Method	: GAS.MTH
Report Created on:	01 Apr 98 10:17 AM	Analysis Method	: GAS0401.MTH
Last Recalib on	: 03 SEP 97 11:40 AM	Sample Amount	: 0
Multiplier	: 1	ISTD Amount	:
Sample Info	: SAMP METHETH AL155 DF=1		

EVERGREEN ANALYTICAL, INC.
4036 Youngfield St. Wheat Ridge, CO 80033
(303) 425-6021

Methane, Ethane, Ethene Report Form

Client Sample Number	: AL148	**Client Project No.**	: 730769-01005
Lab Sample Number	: 98-1207-05	**Lab Work Order**	: 98-1207
Date Sampled	: 3/25/98	**Dilution Factor**	: 1.00
Date Received	: 3/27/98	**Method**	: RSKSOP-175M
Date Extracted/Prepared	: 4/1/98	**Matrix**	: Water
Date Analyzed	: 4/1/98	**Lab File No.**	: GAS0401010

Compound Name	Cas Number	Sample Concentration mg/L	RL mg/L
Methane	**74-82-8**	U	0.0012
Ethane	**74-84-0**	U	0.0021
Ethene	**74-85-1**	U	0.0025

Temperature	:	73.8 F	Saturation Concentration	Meth	0
Amount Injected	:	0.5 ml			
Total Volume of Sample	:	43 ml	Concentration in Head Space	Meth	0
Head space created	:	4 ml			
Methane Area	:	0 ug	Saturation Concentration	Etha	0
Ethane Area	:	0 ug			
Ethene Area	:	0 ug	Concentration in Head Space	Etha	0
Atomic weight(Methane)	:	16 g			
Atomic weight(Ethane)	:	30 g	Saturation Concentration	Ethe	0
Atomic weight(Ethene)	:	28 g			
			Concentration in Head Space	Ethe	0

Qualifiers
E = Extrapolated value.
U = Compound analyzed for, but not detected.
B = Compound also found in the blank.
RL = Reporting Limit.
NA = Not Available/Not Applicable.

Note
Pressure calculated at sea level.

Analyst

Approved

GAS1207.XLS



Data File Name	: C:\HPCHEM\ALGA\DATA\GAS0401\010R0101.D		
Operator	: Bill Michener	Page Number	: 1
Instrument	: ALGA	Vial Number	: 10
Sample Name	: 98-1207-05A	Injection Number	: 1
Run Time Bar Code	:	Sequence Line	: 1
Acquired on	: 01 Apr 98 08:16 AM	Instrument Method	: GAS.MTH
Report Created on	: 01 Apr 98 10:17 AM	Analysis Method	: GAS0401.MTH
Last Recalib on	: 03 SEP 97 11:40 AM	Sample Amount	: 0
Multiplier	: 1	ISTD Amount	:
Sample Info	: SAMP METHETH AL148 DF=1		

EVERGREEN ANALYTICAL, INC.
4036 Youngfield St. Wheat Ridge, CO 80033
(303) 425-6021

Methane, Ethane, Ethene Report Form

Client Sample Number	: AL148	**Client Project No.**	: 730769-01005
Lab Sample Number	: 98-1207-05Dup	**Lab Work Order**	: 98-1207
Date Sampled	: 3/25/98	**Dilution Factor**	: 1.00
Date Received	: 3/27/98	**Method**	: RSKSOP-175M
Date Extracted/Prepared	: 4/1/98	**Matrix**	: Water
Date Analyzed	: 4/1/98	**Lab File No.**	: GAS0401011

Compound Name	Cas Number	Sample Concentration mg/L	RL mg/L
Methane	**74-82-8**	U	0.0012
Ethane	**74-84-0**	U	0.0021
Ethene	**74-85-1**	U	0.0025

Temperature	:	73.8 F	Saturation Concentration	Meth	0
Amount Injected	:	0.5 ml			
Total Volume of Sample	:	43 ml	Concentration in Head Space	Meth	0
Head space created	:	4 ml			
Methane Area	:	0 ug	Saturation Concentration	Etha	0
Ethane Area	:	0 ug			
Ethene Area	:	0 ug	Concentration in Head Space	Etha	0
Atomic weight(Methane)	:	16 g			
Atomic weight(Ethane)	:	30 g	Saturation Concentration	Ethe	0
Atomic weight(Ethene)	:	28 g			
			Concentration in Head Space	Ethe	0

Qualifiers
E = Extrapolated value.
U = Compound analyzed for, but not detected.
B = Compound also found in the blank.
RL = Reporting Limit.
NA = Not Available/Not Applicable.

Note
Pressure calculated at sea level.

Analyst

Approved

GAS1207.XLS



Data File Name	: C:\HPCHEM\ALGA\DATA\GAS0401\011R0101.D		
Operator	: Bill Michener	Page Number	: 1
Instrument	: ALGA	Vial Number	: 11
Sample Name	: 98-1207-05ADup	Injection Number	: 1
Run Time Bar Code	:	Sequence Line	: 1
Acquired on	: 01 Apr 98 08:26 AM	Instrument Method	: GAS.MTH
Report Created on	: 01 Apr 98 10:17 AM	Analysis Method	: GAS0401.MTH
Last Recalib on	: 03 SEP 97 11:40 AM	Sample Amount	: 0
Multiplier	: 1	ISTD Amount	:
Sample Info	: DUP METHETH AL148 DF=1		

EVERGREEN ANALYTICAL, INC.
4036 Youngfield St. Wheat Ridge, CO 80033
(303) 425-6021

Methane, Ethane, Ethene Report Form
Method Blank Report

Method Blank Number	: GB040198	**Client Project No.**	: 730769-01005
Date Extracted/Prepared	: 4/1/98	**Lab Work Order**	: 98-1207
Date Analyzed	: 4/1/98	**Dilution Factor**	: 1.00
		Method	: RSKSOP-175M
		Matrix	: Water
		Lab File No.	: GAS0401005

Compound Name	Cas Number	Sample Concentration mg/L	RL mg/L
Methane	**74-82-8**	U	0.0012
Ethane	**74-84-0**	U	0.0021
Ethene	**74-85-1**	U	0.0025

Qualifiers
E = Extrapolated value.
U = Compound analyzed for, but not detected.
B = Compound also found in the blank.
RL = Reporting Limit.
NA = Not Available/Not Applicable.

Analyst

Approved

GAS1207.XLS



Data File Name : C:\HPCHEM\ALGA\DATA\GAS0401\005R0101.D

Operator	: Bill Michener	Page Number	: 1
Instrument	: ALGA	Vial Number	: 5
Sample Name	: GB040198	Injection Number	: 1
Run Time Bar Code:		Sequence Line	: 1
Acquired on	: 01 Apr 98 07:32 AM	Instrument Method	: GAS.MTH
Report Created on	: 01 Apr 98 10:24 AM	Analysis Method	: GAS0401.MTH
Last Recalib on	: 03 SEP 97 11:40 AM	Sample Amount	: 0
Multiplier	: 1	ISTD Amount	:

Sample Info : MBLK METHETH
Displaced 4ml of distilled water in 43ml vial with Helium, shook for 5 min. and injected 500ul.

Evergreen Analytical, Inc.
4036 Youngfield, Wheat Ridge, CO 80033
(303) 425-6021

RSKSOP-175M Gas Method
Methane, Ethane, Ethene LCS Report Form

LCS No.	: LCS040198	**EPA Method No.**	: RSKSOP-175M
Date Prepared	: 4/1/98	**Matrix**	: Water
Date Analyzed	: 4/1/98	**Method Blank**	: GB040198
E.A. LCS Source No.	: 1719	**Lab File No.**	: GAS0401004

Compound	Spike Added (ug)	Method Blank Concentration (ug)	LCS Concentration (ug)	LCS %REC	QC Limits %REC
Methane Gas	500	0	390	78	**64-90**
Ethene Gas	500	0	205	41	**37-58**
Ethane Gas	500	0	313	63	**53-83**

Spike Recovery: 0 out of (3) outside limits.

Note: The LCS was made by taking the sample and displacing 4ml of headspace with a 1% methane, ethane, ethene gas and shaking the VOA for 5 minutes. Then injecting 50 ul from the headspace into the GC resulting in a theoretical concentration of 500 ug.

Notes
* = Values outside of QC limits.
NA = Not analyzed/not available.

Analyst

Approved

LCS0401.XLS; 4/1/98

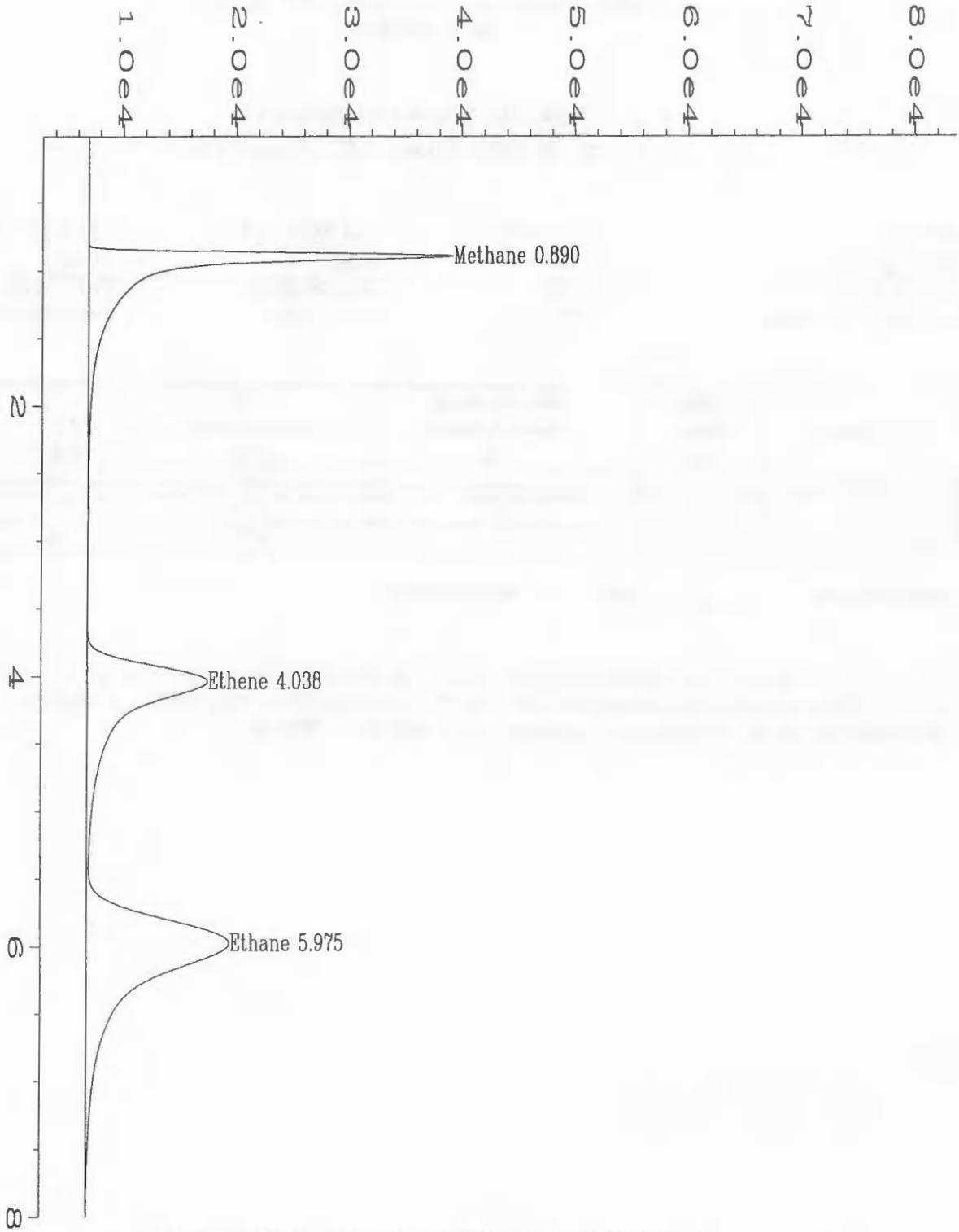

Data File Name	: C:\HPCHEM\ALGA\DATA\GAS0401\004R0101.D		
Operator	: Bill Michener	Page Number	: 1
Instrument	: ALGA	Vial Number	: 4
Sample Name	: LCS040198	Injection Number	: 1
Run Time Bar Code:		Sequence Line	: 1
Acquired on	: 01 Apr 98 07:20 AM	Instrument Method	: GAS.MTH
Report Created on:	01 Apr 98 10:24 AM	Analysis Method	: GAS0401.MTH
Last Recalib on	: 03 SEP 97 11:40 AM	Sample Amount	: 0
Multiplier	: 1	ISTD Amount	:
Sample Info	: LCS METHETH		

Displaced 4ml of distilled water in 43ml vial with 1% methane, ethane, and ethene gas(#1719), shook for 5 min, and

rgreen Analytical Laboratory

98-123

RK ORDER Summary

28-Mar 09:24 am

Client Project ID: 730769-01005

rt To: Kerry Smith
Parsons Engineering Science
30 Dan Road
Canton, MA 02021-2809

Phone: (781) 401-3200
FAX: (781) 401-2575

ıents:

Level: MS/MSD required on Client samples

e ID	Client Sample ID	Analysis	#	Matrix	Loc	Collection	Received	Due	
3-01A	AL151	Methane, Ethane, Ethene		Water	2	26-Mar-98	28-Mar-98	13-Apr-98	0
3-02A	AL141	Methane, Ethane, Ethene						13-Apr-98	0
3-03A	AL140	Methane, Ethane, Ethene				27-Mar-98		13-Apr-98	1
3-04A	AL138	Methane, Ethane, Ethene						13-Apr-98	1

ecial list. See sample comments or test information.
Holding Time expiration date.

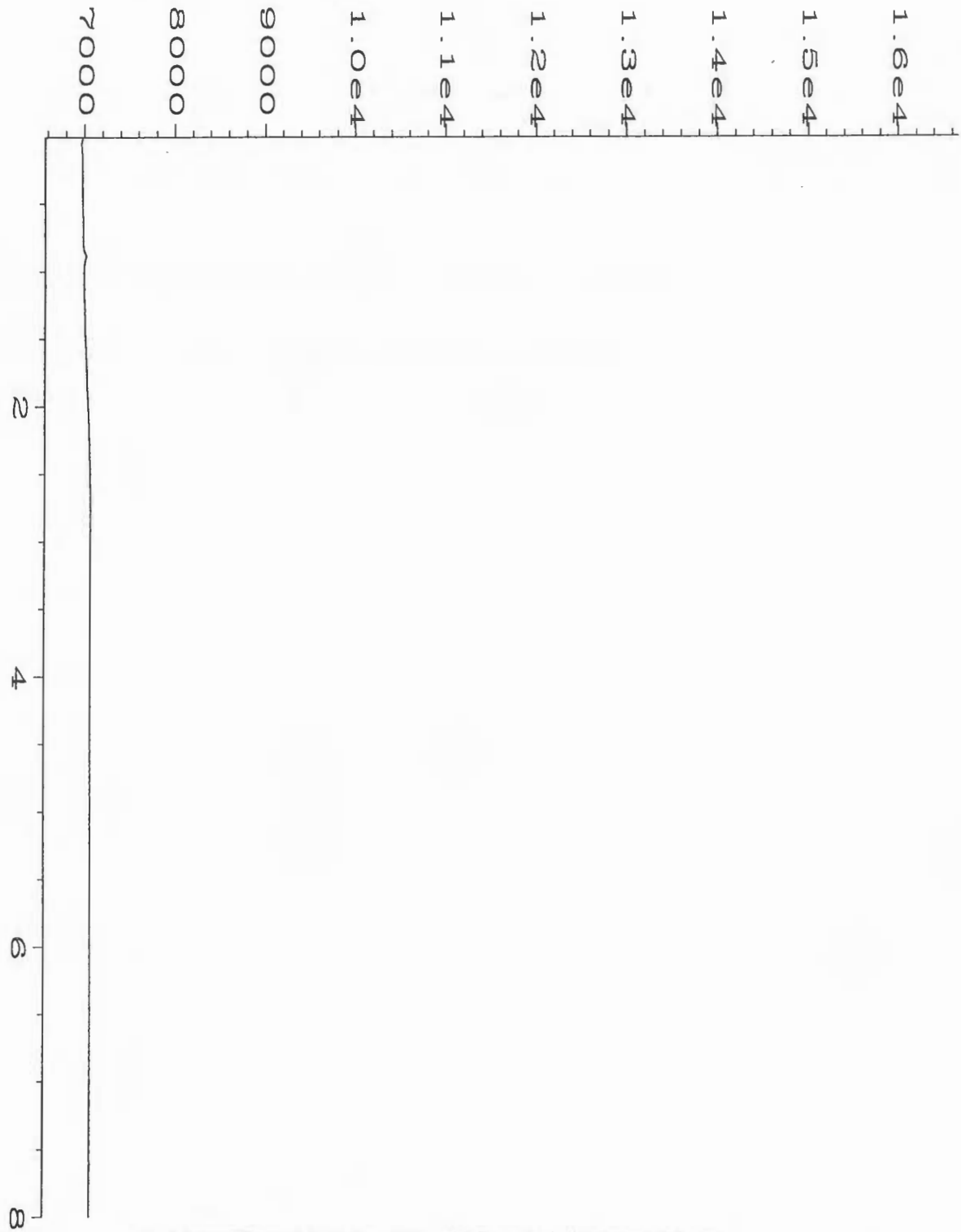

Data File Name	: C:\HPCHEM\ALGA\DATA\GAS0401\013R0101.D		
Operator	: Bill Michener	Page Number	: 1
Instrument	: ALGA	Vial Number	: 13
Sample Name	: 98-1233-02A	Injection Number	: 1
Run Time Bar Code:		Sequence Line	: 1
Acquired on	: 01 Apr 98 08:45 AM	Instrument Method	: GAS.MTH
Report Created on	: 01 Apr 98 10:18 AM	Analysis Method	: GAS0401.MTH
Last Recalib on	: 03 SEP 97 11:40 AM	Sample Amount	: 0
Multiplier	: 1	ISTD Amount	:
Sample Info	: SAMP METHETH AL141 DF=1		

EVERGREEN ANALYTICAL, INC.
4036 Youngfield St. Wheat Ridge, CO 80033
(303) 425-6021

Methane, Ethane, Ethene Report Form

Client Sample Number	: AL140	**Client Project No.**	: 730769-01005
Lab Sample Number	: 98-1233-03	**Lab Work Order**	: 98-1233
Date Sampled	: 3/27/98	**Dilution Factor**	: 1.00
Date Received	: 3/28/98	**Method**	: RSKSOP-175M
Date Extracted/Prepared	: 4/1/98	**Matrix**	: Water
Date Analyzed	: 4/1/98	**Lab File No.**	: GAS0401015

Compound Name	Cas Number	Sample Concentration mg/L	RL mg/L
Methane	**74-82-8**	U	0.0012
Ethane	**74-84-0**	U	0.0021
Ethene	**74-85-1**	U	0.0025

Temperature	:	74.0 F	Saturation Concentration	Meth	0
Amount Injected	:	0.5 ml			
Total Volume of Sample	:	43 ml	Concentration in Head Space	Meth	0
Head space created	:	4 ml			
Methane Area	:	0 ug	Saturation Concentration	Etha	0
Ethane Area	:	0 ug			
Ethene Area	:	0 ug	Concentration in Head Space	Etha	0
Atomic weight(Methane)	:	16 g			
Atomic weight(Ethane)	:	30 g	Saturation Concentration	Ethe	0
Atomic weight(Ethene)	:	28 g			
			Concentration in Head Space	Ethe	0

Qualifiers
E = Extrapolated value.
U = Compound analyzed for, but not detected.
B = Compound also found in the blank.
RL = Reporting Limit.
NA = Not Available/Not Applicable.

Note
Pressure calculated at sea level.

Analyst

Approved

GAS1233.XLS



Data File Name	: C:\HPCHEM\ALGA\DATA\GAS0401\016R0101.D		
Operator	: Bill Michener	Page Number	: 1
Instrument	: ALGA	Vial Number	: 16
Sample Name	: 98-1233-04A	Injection Number	: 1
Run Time Bar Code:		Sequence Line	: 1
Acquired on	: 01 Apr 98 09:13 AM	Instrument Method	: GAS.MTH
Report Created on	: 01 Apr 98 10:18 AM	Analysis Method	: GAS0401.MTH
Last Recalib on	: 03 SEP 97 11:40 AM	Sample Amount	: 0
Multiplier	: 1	ISTD Amount	:
Sample Info	: SAMP METHETH AL138 DF=1		

EVERGREEN ANALYTICAL, INC.
4036 Youngfield St. Wheat Ridge, CO 80033
(303) 425-6021

Methane, Ethane, Ethene Report Form
Method Blank Report

Method Blank Number	: GB040198	**Client Project No.**	: 730769-01005
Date Extracted/Prepared	: 4/1/98	**Lab Work Order**	: 98-1233
Date Analyzed	: 4/1/98	**Dilution Factor**	: 1.00
		Method	: RSKSOP-175M
		Matrix	: Water
		Lab File No.	: GAS0401005

Compound Name	Cas Number	Sample Concentration mg/L	RL mg/L
Methane	**74-82-8**	U	0.0012
Ethane	**74-84-0**	U	0.0021
Ethene	**74-85-1**	U	0.0025

Qualifiers
E = Extrapolated value.
U = Compound analyzed for, but not detected.
B = Compound also found in the blank.
RL = Reporting Limit.
NA = Not Available/Not Applicable.

Analyst

Approved

GAS1233.XLS



Data File Name	: C:\HPCHEM\ALGA\DATA\GAS0401\005R0101.D		
Operator	: Bill Michener	Page Number	: 1
Instrument	: ALGA	Vial Number	: 5
Sample Name	: GB040198	Injection Number	: 1
Run Time Bar Code	:	Sequence Line	: 1
Acquired on	: 01 Apr 98 07:32 AM	Instrument Method	: GAS.MTH
Report Created on	: 01 Apr 98 10:25 AM	Analysis Method	: GAS0401.MTH
Last Recalib on	: 03 SEP 97 11:40 AM	Sample Amount	: 0
Multiplier	: 1	ISTD Amount	:
Sample Info	: MBLK METHETH		

Displaced 4ml of distilled water in 43ml vial with Helium, shook for 5 min. and injected 500ul.

Evergreen Analytical, Inc.
4036 Youngfield, Wheat Ridge, CO 80033
(303) 425-6021

RSK-175M Gas Method
Methane, Ethane, Ethene Gas Matrix Spike / Matrix Spike Duplicate Report

Client Sample No.	: AL151	**Client Project No.**	: 730769-01005
Lab Sample No.	: 98-1233-01	**Lab Work Order**	: 98-1233
Date Sampled	: 3/26/98	**EPA Method No.**	: RSKSOP-175M
Date Received	: 3/28/98	**Matrix**	: Water
Date Prepared	: 4/1/98	**Method Blank**	: GB040198
Date Analyzed	: 4/1/98	**Lab File No's.**	: GAS0401017,018
E.A. MS/MSD Spike Source No.	: 1719		

Compound	Spike Added (ug)	Sample ** Concentration (ug)	MS Concentration (ug)	MS %REC	QC Limits %REC
Methane Gas	500	0	300	60	**47-88**
Ethene Gas	500	0	187	37	**29-53**
Ethane Gas	500	0	277	55	**41-77**

Compound	Spike Added (ug)	MSD Concentration (ug)	MSD %REC	RPD	QC Limits RPD	QC Limits %REC
Methane Gas	500	303	61	1.2	**0-16.4**	**47-88**
Ethene Gas	500	189	38	1.2	**0-26.4**	**29-53**
Ethane Gas	500	280	56	1.1	**0-26.3**	**41-77**

RPD: 0 out of (3) outside limits.
Spike Recovery: 0 out of (6) outside limits.

Notes
* = Values outside of QC limits.
** = Sample concentration reported at DF=10.
NA = Not analyzed/not available

Note: The Spike was made by taking the sample and displacing 4ml of headspace with a 1% methane, ethane, ethene gas and shaking the VOA for 5 minutes. Then injecting 50 ul from the headspace into the GC resulting in a theoretical concentration of 500 ug. Sample injected at DF=10.

Analyst **Approved**

MS1233.XLS; 4/1/98



Data File Name	: C:\HPCHEM\ALGA\DATA\GAS0401\017R0101.D		
Operator	: Bill Michener	Page Number	: 1
Instrument	: ALGA	Vial Number	: 17
Sample Name	: 98-1233-01AMS	Injection Number	: 1
Run Time Bar Code:		Sequence Line	: 1
Acquired on	: 01 Apr 98 09:23 AM	Instrument Method:	GAS.MTH
Report Created on:	01 Apr 98 10:18 AM	Analysis Method	: GAS0401.MTH
Last Recalib on	: 03 SEP 97 11:40 AM	Sample Amount	: 0
Multiplier	: 1	ISTD Amount	:
Sample Info	: MS METHETH		
	AL151		
	Displaced 4ml with 1% methane, ethane and ethene gas(#1719).		



Data File Name	: C:\HPCHEM\ALGA\DATA\GAS0401\018R0101.D		
Operator	: Bill Michener	Page Number	: 1
Instrument	: ALGA	Vial Number	: 18
Sample Name	: 98-1233-01AMSD	Injection Number	: 1
Run Time Bar Code	:	Sequence Line	: 1
Acquired on	: 01 Apr 98 09:32 AM	Instrument Method	: GAS.MTH
Report Created on	: 01 Apr 98 10:18 AM	Analysis Method	: GAS0401.MTH
Last Recalib on	: 03 SEP 97 11:40 AM	Sample Amount	: 0
Multiplier	: 1	ISTD Amount	:
Sample Info	: MSD METHETH		
	AL151		
	Displaced 4ml with 1% methane, ethane and ethene gas(#1719).		

Evergreen Analytical, Inc.
4036 Youngfield, Wheat Ridge, CO 80033
(303) 425-6021

RSKSOP-175M Gas Method
Methane, Ethane, Ethene LCS Report Form

LCS No.	: LCS040198	**EPA Method No.**	: RSKSOP-175M
Date Prepared	: 4/1/98	**Matrix**	: Water
Date Analyzed	: 4/1/98	**Method Blank**	: GB040198
E.A. LCS Source No.	: 1719	**Lab File No.**	: GAS0401004

Compound	Spike Added (ug)	Method Blank Concentration (ug)	LCS Concentration (ug)	LCS %REC	QC Limits %REC
Methane Gas	500	0	390	78	**64-90**
Ethene Gas	500	0	205	41	**37-58**
Ethane Gas	500	0	313	63	**53-83**

Spike Recovery: **0** out of (3) outside limits.

Note: The LCS was made by taking the sample and displacing 4ml of headspace with a 1% methane, ethane, ethene gas and shaking the VOA for 5 minutes. Then injecting 50 ul from the headspace into the GC resulting in a theoretical concentration of 500 ug.

Notes
* = Values outside of QC limits.
NA = Not analyzed/not available.

Analyst

Approved

LCS0401.XLS; 4/1/98

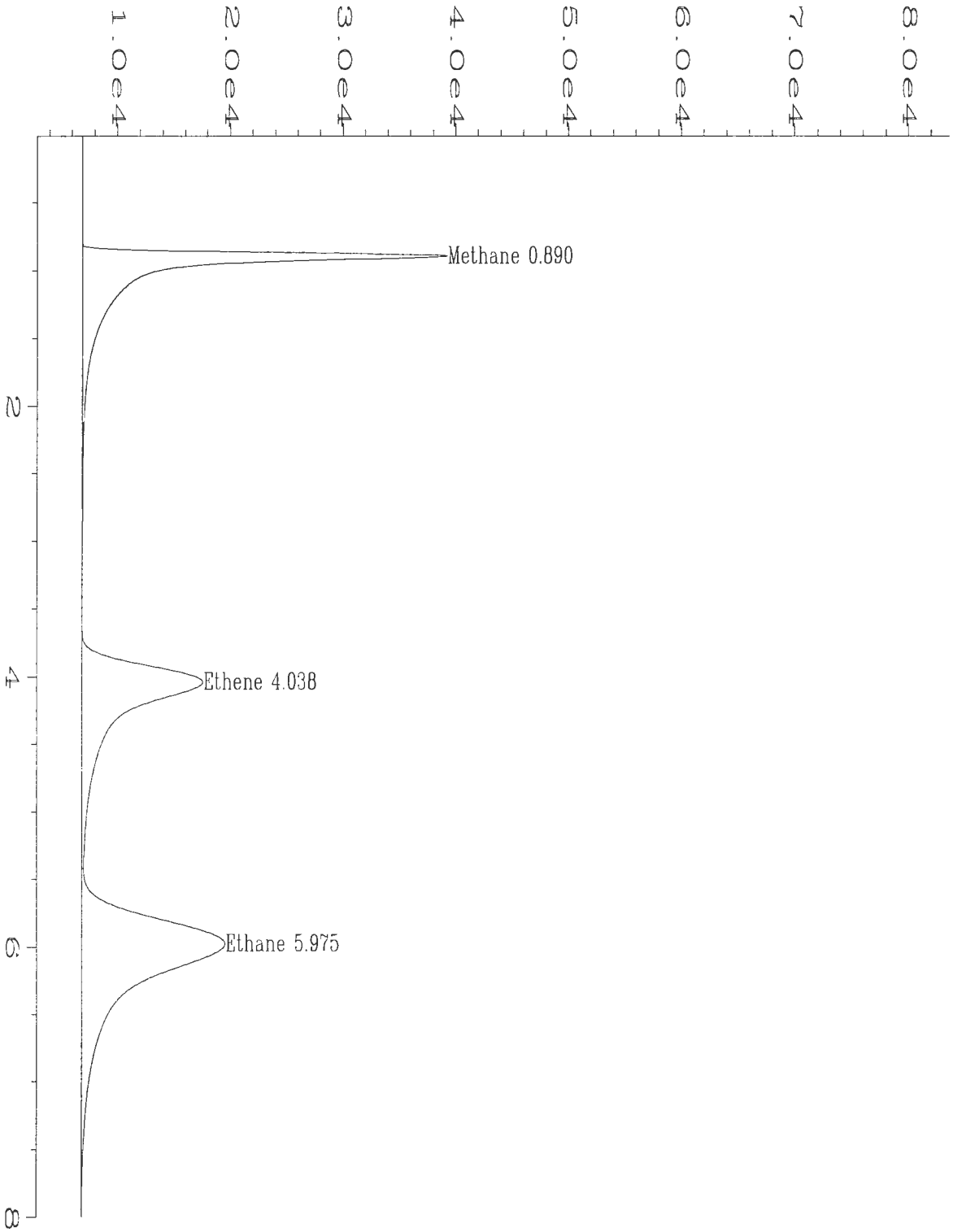

Data File Name	: C:\HPCHEM\ALGA\DATA\GAS0401\004R0101.D		
Operator	: Bill Michener	Page Number	: 1
Instrument	: ALGA	Vial Number	: 4
Sample Name	: LCS040198	Injection Number	: 1
Run Time Bar Code:		Sequence Line	: 1
Acquired on	: 01 Apr 98 07:20 AM	Instrument Method:	GAS.MTH
Report Created on:	01 Apr 98 10:25 AM	Analysis Method	: GAS0401.MTH
Last Recalib on	: 03 SEP 97 11:40 AM	Sample Amount	: 0
Multiplier	: 1	ISTD Amount	:
Sample Info	: LCS METHETH		

Displaced 4ml of distilled water in 43ml vial with 1% methane, ethane, and ethene gas(#1719), shook for 5 min, and

Evergreen Analytical Laboratory

98-1257

WORK ORDER Summary

31-Mar 11:50 am

Report To: Mike Duchesneau

Parsons Engineering Science
30 Dan Road
Canton, MA 02021-2809

Client Project ID: 730769-01005

Phone: (781) 401-3200
FAX: (781) 401-2575

Comments:

QC Level: MS/MSD required on Client samples

Sample ID	Client Sample ID	Analysis	#	Matrix	Loc	Collection	Received	Due	HT
98-1257-01A	AL136	Methane, Ethane, Ethene		Water	2	28-Mar-98	31-Mar-98	14-Apr-98	11-Apr-98
98-1257-02A	AL156	Methane, Ethane, Ethene						14-Apr-98	11-Apr-98
98-1257-03A	AL146	Methane, Ethane, Ethene						14-Apr-98	11-Apr-98
98-1257-04A	AL133	Methane, Ethane, Ethene						14-Apr-98	11-Apr-98
98-1257-05A	AL134	Methane, Ethane, Ethene						14-Apr-98	11-Apr-98
98-1257-06A	AL161	Methane, Ethane, Ethene				29-Mar-98		14-Apr-98	12-Apr-98
98-1257-07A	AL149	Methane, Ethane, Ethene				28-Mar-98		14-Apr-98	11-Apr-98
98-1257-08A	AL135	Methane, Ethane, Ethene				29-Mar-98		14-Apr-98	12-Apr-98
98-1257-09A	AL147	Methane, Ethane, Ethene				28-Mar-98		14-Apr-98	11-Apr-98
98-1257-10A	AL145	Methane, Ethane, Ethene				29-Mar-98		14-Apr-98	12-Apr-98
98-1257-11A	AL139	Methane, Ethane, Ethene						14-Apr-98	12-Apr-98
98-1257-12A	AL160	Methane, Ethane, Ethene						14-Apr-98	12-Apr-98

# = Special list. See sample comments or test information.
HT = Holding Time expiration date.

BM

M/E/E

CHAIN-OF-CUSTODY RECORD

PAGE 1 OF 1

PARSONS
PARSONS ENGINEERING SCIENCE, INC.
30 Dan Road
Canton, MA 02021
Phone: 781-401-3200
Fax: 781-401-2575

JOB NO. 730769-01005
PROJECT Seneca 1st Qtr. '98
CONTACT Mike Duchesneau

LABORATORY Evergreen Labs
ADDRESS Wheat Ridge, CO
CONTACT Shea

WO# 98-1257 BOF# 1721
C/S(O) 36 / UPSE C/S(I) 36 / CW
Temp (C) 8 Seals intact Y / N / NA
Pres Y / N / NA Hd Sp Y / N / NA
Loc 2 Container 40V HCL By BM

SAMPLE NO.	LABORATORY SAMPLE NO.	SAMPLING DATE	SAMPLING TIME	SAMPLE DEPTH	SAMPLE MATRIX	VOA	SVOC	METALS	CN						M/E/E			
AL136		3/28/98	1650		water										X	3		
AL156		3/28/98	1600												X	3		
AL146		3/28/98	1445												X	3		-3
AL133		3/28/98	1130												X	3		-4
AL134		3/28/98	1010												X	3		-5
AL161		3/29/98	0945												X	3	Rinse Blank for AL139	-6
AL149		3/28/98	1350												X	3		-7
AL135		3/29/98	1300												X	3		-8
AL147		3/28/98	1305												X	3		-9
AL145		3/29/98	1155												X	3		-10
AL139		3-29-98	1020												X	3		-11
AL160		3-29-98	1020												X	3		-12

KS

Sampled and Relinquished by
Sign [signature]
Print Kerry Smith
Firm Parsons ES
Date 3/30/98 Time 1100

Received by EAL
Sign Bonnie Magee
Print Bonnie Magee
Firm EAL
Date 3/3/98 Time 11:00

Relinquished by
Sign
Print
Firm
Date Time

Received by
Sign
Print
Firm
Date Time

Evidence Samples tampered with? ☐ No ☐ Yes
If Yes, explain in remarks.

VOA Vial	X
Glass Bottle	
Plastic Bottle	
Preservative	A C
Container Volume	40 ml

PRESERVATION KEY:
A - Ice
B - Filtered
C - Acidified with HCl
D - Acidified with HNO_3
E - Acidified with H_2SO_4
F - NaOH + Ascorbic
G - Other

REMARKS: (Sample storage, nonstandard sample bottles)
Contract # 98-1785
Sampling Complete
Thankyou,
Kerry

Cooler #: 136

ESB - Form COC0198 White - return with data Yellow - lab copy Pink - Sampler copy

EVERGREEN ANALYTICAL, INC.
4036 Youngfield St. Wheat Ridge, CO 80033
(303) 425-6021

Methane, Ethane, Ethene Report Form

Client Sample Number	: AL136	**Client Project No.**	: 730769-01005
Lab Sample Number	: 98-1257-01	**Lab Work Order**	: 98-1257
Date Sampled	: 3/28/98	**Dilution Factor**	: 1.00
Date Received	: 3/31/98	**Method**	: RSKSOP-175M
Date Extracted/Prepared	: 4/2/98	**Matrix**	: Water
Date Analyzed	: 4/2/98	**Lab File No.**	: GAS0402006

Compound Name	Cas Number	Sample Concentration mg/L	RL mg/L
Methane	**74-82-8**	U	0.0012
Ethane	**74-84-0**	U	0.0021
Ethene	**74-85-1**	U	0.0025

Temperature	:	72.9 F	Saturation Concentration	Meth	0
Amount Injected	:	0.5 ml			
Total Volume of Sample	:	43 ml	Concentration in Head Space	Meth	0
Head space created	:	4 ml			
Methane Area	:	0 ug	Saturation Concentration	Etha	0
Ethane Area	:	0 ug			
Ethene Area	:	0 ug	Concentration in Head Space	Etha	0
Atomic weight(Methane)	:	16 g			
Atomic weight(Ethane)	:	30 g	Saturation Concentration	Ethe	0
Atomic weight(Ethene)	:	28 g			
			Concentration in Head Space	Ethe	0

Qualifiers
E = Extrapolated value.
U = Compound analyzed for, but not detected.
B = Compound also found in the blank.
RL = Reporting Limit.
NA = Not Available/Not Applicable.

Note
Pressure calculated at sea level.

Analyst

Approved

GAS1257.XLS



Data File Name	: C:\HPCHEM\ALGA\DATA\GAS0402\006R0101.D		
Operator	: Bill Michener	Page Number	: 1
Instrument	: ALGA	Vial Number	: 6
Sample Name	: 98-1257-01A	Injection Number	: 1
Run Time Bar Code	:	Sequence Line	: 1
Acquired on	: 02 Apr 98 10:51 AM	Instrument Method	: GAS.MTH
Report Created on	: 02 Apr 98 01:54 PM	Analysis Method	: GAS0402.MTH
Last Recalib on	: 03 SEP 97 11:40 AM	Sample Amount	: 0
Multiplier	: 1	ISTD Amount	:
Sample Info	: SAMP METHETH AL136 DF=1		

EVERGREEN ANALYTICAL, INC.
4036 Youngfield St. Wheat Ridge, CO 80033
(303) 425-6021

Methane, Ethane, Ethene Report Form

Client Sample Number	: AL146	**Client Project No.**	: 730769-01005
Lab Sample Number	: 98-1257-03	**Lab Work Order**	: 98-1257
Date Sampled	: 3/28/98	**Dilution Factor**	: 1.00
Date Received	: 3/31/98	**Method**	: RSKSOP-175M
Date Extracted/Prepared	: 4/2/98	**Matrix**	: Water
Date Analyzed	: 4/2/98	**Lab File No.**	: GAS0402008

Compound Name	Cas Number	Sample Concentration mg/L	RL mg/L
Methane	**74-82-8**	U	0.0012
Ethane	**74-84-0**	U	0.0021
Ethene	**74-85-1**	U	0.0025

Temperature	:	73.1 F	Saturation Concentration	Meth	0
Amount Injected	:	0.5 ml			
Total Volume of Sample	:	43 ml	Concentration in Head Space	Meth	0
Head space created	:	4 ml			
Methane Area	:	0 ug	Saturation Concentration	Etha	0
Ethane Area	:	0 ug			
Ethene Area	:	0 ug	Concentration in Head Space	Etha	0
Atomic weight(Methane)	:	16 g			
Atomic weight(Ethane)	:	30 g	Saturation Concentration	Ethe	0
Atomic weight(Ethene)	:	28 g			
			Concentration in Head Space	Ethe	0

Qualifiers
E = Extrapolated value.
U = Compound analyzed for, but not detected.
B = Compound also found in the blank.
RL = Reporting Limit.
NA = Not Available/Not Applicable.

Note
Pressure calculated at sea level.

Analyst

Approved

GAS1257.XLS

Data File Name	: C:\HPCHEM\ALGA\DATA\GAS0402\008R0101.D		
Operator	: Bill Michener	Page Number	: 1
Instrument	: ALGA	Vial Number	: 8
Sample Name	: 98-1257-03A	Injection Number	: 1
Run Time Bar Code	:	Sequence Line	: 1
Acquired on	: 02 Apr 98 11:08 AM	Instrument Method	: GAS.MTH
Report Created on	: 02 Apr 98 01:55 PM	Analysis Method	: GAS0402.MTH
Last Recalib on	: 03 SEP 97 11:40 AM	Sample Amount	: 0
Multiplier	: 1	ISTD Amount	:
Sample Info	: SAMP METHETH AL146 DF=1		

EVERGREEN ANALYTICAL, INC.
4036 Youngfield St. Wheat Ridge, CO 80033
(303) 425-6021

Methane, Ethane, Ethene Report Form

Client Sample Number	: AL133	**Client Project No.**	: 730769-01005
Lab Sample Number	: 98-1257-04	**Lab Work Order**	: 98-1257
Date Sampled	: 3/28/98	**Dilution Factor**	: 1.00
Date Received	: 3/31/98	**Method**	: RSKSOP-175M
Date Extracted/Prepared	: 4/2/98	**Matrix**	: Water
Date Analyzed	: 4/2/98	**Lab File No.**	: GAS0402009

Compound Name	Cas Number	Sample Concentration mg/L	RL mg/L
Methane	**74-82-8**	0.0082	0.0012
Ethane	**74-84-0**	U	0.0021
Ethene	**74-85-1**	U	0.0025

Temperature	:	73.2 F	Saturation Concentration	Meth	0.001968995
Amount Injected	:	0.5 ml			
Total Volume of Sample	:	43 ml	Concentration in Head Space	Meth	0.006189891
Head space created	:	4 ml			
Methane Area	:	45.788 ug	Saturation Concentration	Etha	0
Ethane Area	:	0 ug			
Ethene Area	:	0 ug	Concentration in Head Space	Etha	0
Atomic weight(Methane)	:	16 g			
Atomic weight(Ethane)	:	30 g	Saturation Concentration	Ethe	0
Atomic weight(Ethene)	:	28 g			
			Concentration in Head Space	Ethe	0

Qualifiers
E = Extrapolated value.
U = Compound analyzed for, but not detected.
B = Compound also found in the blank.
RL = Reporting Limit.
NA = Not Available/Not Applicable.

Note
Pressure calculated at sea level.

Analyst

Approved

GAS1257.XLS

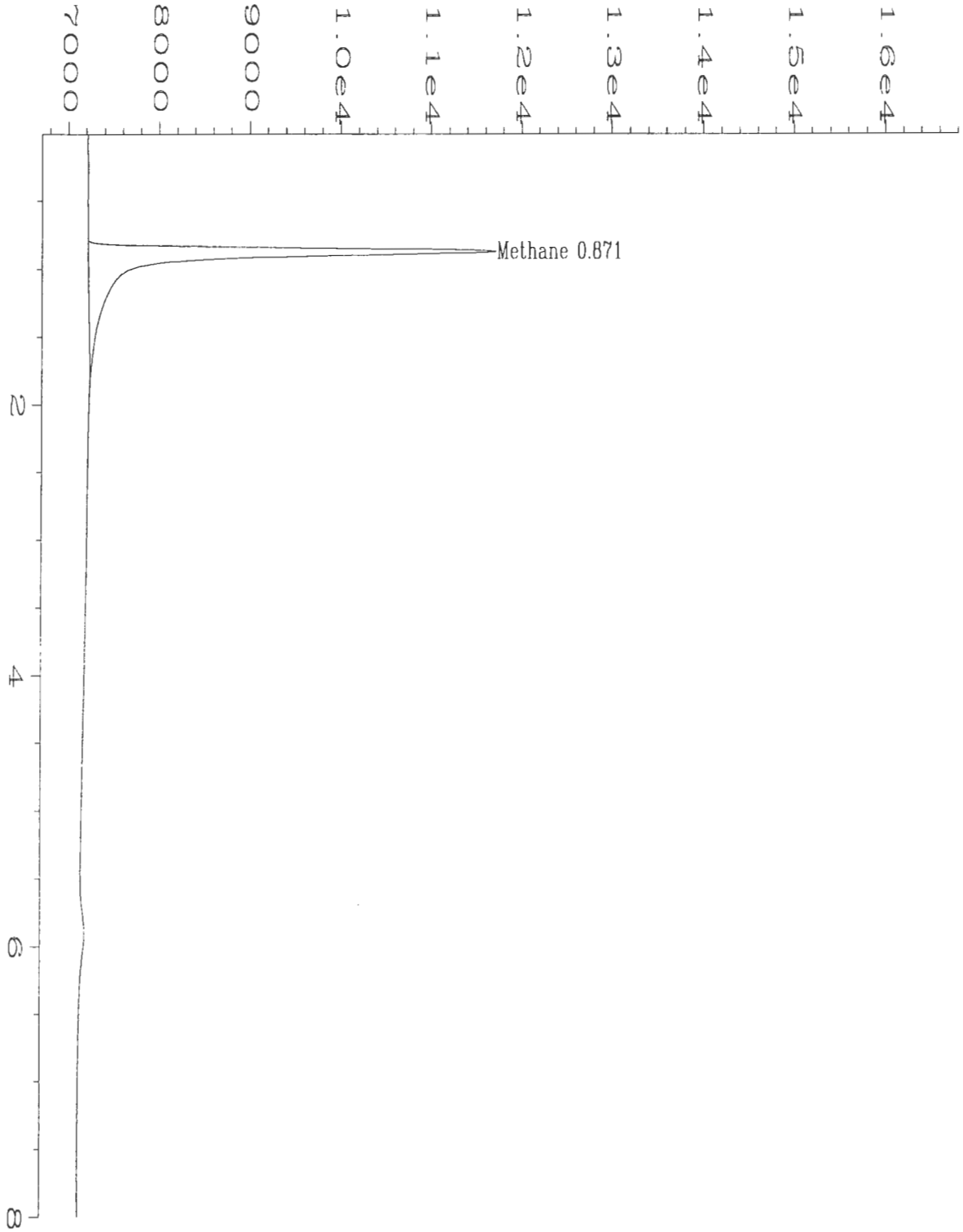

Data File Name	: C:\HPCHEM\ALGA\DATA\GAS0402\009R0101.D		
Operator	: Bill Michener	Page Number	: 1
Instrument	: ALGA	Vial Number	: 9
Sample Name	: 98-1257-04A	Injection Number	: 1
Run Time Bar Code:		Sequence Line	: 1
Acquired on	: 02 Apr 98 11:17 AM	Instrument Method	: GAS.MTH
Report Created on	: 02 Apr 98 01:55 PM	Analysis Method	: GAS0402.MTH
Last Recalib on	: 03 SEP 97 11:40 AM	Sample Amount	: 0
Multiplier	: 1	ISTD Amount	:
Sample Info	: SAMP METHETH AL133 DF=1		

EVERGREEN ANALYTICAL, INC.
4036 Youngfield St. Wheat Ridge, CO 80033
(303) 425-6021

Methane, Ethane, Ethene Report Form

Client Sample Number	: AL134	**Client Project No.**	: 730769-01005
Lab Sample Number	: 98-1257-05	**Lab Work Order**	: 98-1257
Date Sampled	: 3/28/98	**Dilution Factor**	: 1.00
Date Received	: 3/31/98	**Method**	: RSKSOP-175M
Date Extracted/Prepared	: 4/2/98	**Matrix**	: Water
Date Analyzed	: 4/2/98	**Lab File No.**	: GAS0402010

Compound Name	Cas Number	Sample Concentration mg/L	RL mg/L
Methane	**74-82-8**	U	0.0012
Ethane	**74-84-0**	U	0.0021
Ethene	**74-85-1**	U	0.0025

Temperature	:	73.3 F	Saturation Concentration	Meth	0
Amount Injected	:	0.5 ml			
Total Volume of Sample	:	43 ml	Concentration in Head Space	Meth	0
Head space created	:	4 ml			
Methane Area	:	0 ug	Saturation Concentration	Etha	0
Ethane Area	:	0 ug			
Ethene Area	:	0 ug	Concentration in Head Space	Etha	0
Atomic weight(Methane)	:	16 g			
Atomic weight(Ethane)	:	30 g	Saturation Concentration	Ethe	0
Atomic weight(Ethene)	:	28 g			
			Concentration in Head Space	Ethe	0

Qualifiers
E = Extrapolated value.
U = Compound analyzed for, but not detected.
B = Compound also found in the blank.
RL = Reporting Limit.
NA = Not Available/Not Applicable.

Note
Pressure calculated at sea level.

Analyst

Approved

GAS1257.XLS

Data File Name	: C:\HPCHEM\ALGA\DATA\GAS0402\010R0101.D		
Operator	: Bill Michener	Page Number	: 1
Instrument	: ALGA	Vial Number	: 10
Sample Name	: 98-1257-05A	Injection Number	: 1
Run Time Bar Code:		Sequence Line	: 1
Acquired on	: 02 Apr 98 11:25 AM	Instrument Method:	GAS.MTH
Report Created on:	02 Apr 98 01:55 PM	Analysis Method	: GAS0402.MTH
Last Recalib on	: 03 SEP 97 11:40 AM	Sample Amount	: 0
Multiplier	: 1	ISTD Amount	:
Sample Info	: SAMP METHETH AL134 DF=1		

EVERGREEN ANALYTICAL, INC.
4036 Youngfield St. Wheat Ridge, CO 80033
(303) 425-6021

Methane, Ethane, Ethene Report Form

Client Sample Number	: AL161	**Client Project No.**	: 730769-01005
Lab Sample Number	: 98-1257-06	**Lab Work Order**	: 98-1257
Date Sampled	: 3/29/98	**Dilution Factor**	: 1.00
Date Received	: 3/31/98	**Method**	: RSKSOP-175M
Date Extracted/Prepared	: 4/2/98	**Matrix**	: Water
Date Analyzed	: 4/2/98	**Lab File No.**	: GAS0402011

Compound Name	Cas Number	Sample Concentration mg/L	RL mg/L
Methane	**74-82-8**	U	0.0012
Ethane	**74-84-0**	U	0.0021
Ethene	**74-85-1**	U	0.0025

Temperature	:	73.2 F	Saturation Concentration	Meth	0
Amount Injected	:	0.5 ml			
Total Volume of Sample	:	43 ml	Concentration in Head Space	Meth	0
Head space created	:	4 ml			
Methane Area	:	0 ug	Saturation Concentration	Etha	0
Ethane Area	:	0 ug			
Ethene Area	:	0 ug	Concentration in Head Space	Etha	0
Atomic weight(Methane)	:	16 g			
Atomic weight(Ethane)	:	30 g	Saturation Concentration	Ethe	0
Atomic weight(Ethene)	:	28 g			
			Concentration in Head Space	Ethe	0

Qualifiers
E = Extrapolated value.
U = Compound analyzed for, but not detected.
B = Compound also found in the blank.
RL = Reporting Limit.
NA = Not Available/Not Applicable.

Note
Pressure calculated at sea level.

Analyst

Approved

GAS1257.XLS



Data File Name	: C:\HPCHEM\ALGA\DATA\GAS0402\011R0101.D		
Operator	: Bill Michener	Page Number	: 1
Instrument	: ALGA	Vial Number	: 11
Sample Name	: 98-1257-06A	Injection Number	: 1
Run Time Bar Code	:	Sequence Line	: 1
Acquired on	: 02 Apr 98 11:34 AM	Instrument Method	: GAS.MTH
Report Created on	: 02 Apr 98 01:55 PM	Analysis Method	: GAS0402.MTH
Last Recalib on	: 03 SEP 97 11:40 AM	Sample Amount	: 0
Multiplier	: 1	ISTD Amount	:
Sample Info	: SAMP METHETH AL161 DF=1		

EVERGREEN ANALYTICAL, INC.
4036 Youngfield St. Wheat Ridge, CO 80033
(303) 425-6021

Methane, Ethane, Ethene Report Form

Client Sample Number	: AL149	**Client Project No.**	: 730769-01005
Lab Sample Number	: 98-1257-07	**Lab Work Order**	: 98-1257
Date Sampled	: 3/28/98	**Dilution Factor**	: 1.00
Date Received	: 3/31/98	**Method**	: RSKSOP-175M
Date Extracted/Prepared	: 4/2/98	**Matrix**	: Water
Date Analyzed	: 4/2/98	**Lab File No.**	: GAS0402012

Compound Name	Cas Number	Sample Concentration mg/L	RL mg/L
Methane	**74-82-8**	U	0.0012
Ethane	**74-84-0**	U	0.0021
Ethene	**74-85-1**	U	0.0025

Temperature	:	73.1 F	Saturation Concentration	Meth	0
Amount Injected	:	0.5 ml			
Total Volume of Sample	:	43 ml	Concentration in Head Space	Meth	0
Head space created	:	4 ml			
Methane Area	:	0 ug	Saturation Concentration	Etha	0
Ethane Area	:	0 ug			
Ethene Area	:	0 ug	Concentration in Head Space	Etha	0
Atomic weight(Methane)	:	16 g			
Atomic weight(Ethane)	:	30 g	Saturation Concentration	Ethe	0
Atomic weight(Ethene)	:	28 g			
			Concentration in Head Space	Ethe	0

Qualifiers

E = Extrapolated value.
U = Compound analyzed for, but not detected.
B = Compound also found in the blank.
RL = Reporting Limit.
NA = Not Available/Not Applicable.

Note

Pressure calculated at sea level.

Analyst

Approved

GAS1257.XLS

Data File Name	: C:\HPCHEM\ALGA\DATA\GAS0402\012R0101.D		
Operator	: Bill Michener	Page Number	: 1
Instrument	: ALGA	Vial Number	: 12
Sample Name	: 98-1257-07A	Injection Number	: 1
Run Time Bar Code	:	Sequence Line	: 1
Acquired on	: 02 Apr 98 11:43 AM	Instrument Method	: GAS.MTH
Report Created on	: 02 Apr 98 01:55 PM	Analysis Method	: GAS0402.MTH
Last Recalib on	: 03 SEP 97 11:40 AM	Sample Amount	: 0
Multiplier	: 1	ISTD Amount	:
Sample Info	: SAMP METHETH AL149 DF=1		

EVERGREEN ANALYTICAL, INC.
4036 Youngfield St. Wheat Ridge, CO 80033
(303) 425-6021

Methane, Ethane, Ethene Report Form

Client Sample Number	: AL149	**Client Project No.**	: 730769-01005
Lab Sample Number	: 98-1257-07Dup	**Lab Work Order**	: 98-1257
Date Sampled	: 3/28/98	**Dilution Factor**	: 1.00
Date Received	: 3/31/98	**Method**	: RSKSOP-175M
Date Extracted/Prepared	: 4/2/98	**Matrix**	: Water
Date Analyzed	: 4/2/98	**Lab File No.**	: GAS0402013

Compound Name	Cas Number	Sample Concentration mg/L	RL mg/L
Methane	**74-82-8**	U	0.0012
Ethane	**74-84-0**	U	0.0021
Ethene	**74-85-1**	U	0.0025

Temperature	:	73.1 F	Saturation Concentration	Meth	0
Amount Injected	:	0.5 ml			
Total Volume of Sample	:	43 ml	Concentration in Head Space	Meth	0
Head space created	:	4 ml			
Methane Area	:	0 ug	Saturation Concentration	Etha	0
Ethane Area	:	0 ug			
Ethene Area	:	0 ug	Concentration in Head Space	Etha	0
Atomic weight(Methane)	:	16 g			
Atomic weight(Ethane)	:	30 g	Saturation Concentration	Ethe	0
Atomic weight(Ethene)	:	28 g			
			Concentration in Head Space	Ethe	0

Qualifiers
E = Extrapolated value.
U = Compound analyzed for, but not detected.
B = Compound also found in the blank.
RL = Reporting Limit.
NA = Not Available/Not Applicable.

Note
Pressure calculated at sea level.

Analyst

Approved

GAS1257.XLS

Data File Name	: C:\HPCHEM\ALGA\DATA\GAS0402\013R0101.D		
Operator	: Bill Michener	Page Number	: 1
Instrument	: ALGA	Vial Number	: 13
Sample Name	: 98-1257-07ADup	Injection Number	: 1
Run Time Bar Code	:	Sequence Line	: 1
Acquired on	: 02 Apr 98 11:52 AM	Instrument Method	: GAS.MTH
Report Created on	: 02 Apr 98 01:55 PM	Analysis Method	: GAS0402.MTH
Last Recalib on	: 03 SEP 97 11:40 AM	Sample Amount	: 0
Multiplier	: 1	ISTD Amount	:
Sample Info	: DUP METHETH AL149 DF=1		

EVERGREEN ANALYTICAL, INC.
4036 Youngfield St. Wheat Ridge, CO 80033
(303) 425-6021

Methane, Ethane, Ethene Report Form

Client Sample Number	: AL135	**Client Project No.**	: 730769-01005
Lab Sample Number	: 98-1257-08	**Lab Work Order**	: 98-1257
Date Sampled	: 3/29/98	**Dilution Factor**	: 1.00
Date Received	: 3/31/98	**Method**	: RSKSOP-175M
Date Extracted/Prepared	: 4/2/98	**Matrix**	: Water
Date Analyzed	: 4/2/98	**Lab File No.**	: GAS0402015

Compound Name	Cas Number	Sample Concentration mg/L	RL mg/L
Methane	**74-82-8**	0.058	0.0012
Ethane	**74-84-0**	U	0.0021
Ethene	**74-85-1**	U	0.0025

Temperature	:	73.2 F	Saturation Concentration	Meth	0.014084884
Amount Injected	:	0.5 ml			
Total Volume of Sample	:	43 ml	Concentration in Head Space	Meth	0.044278378
Head space created	:	4 ml			
Methane Area	:	327.537 ug	Saturation Concentration	Etha	0
Ethane Area	:	0 ug			
Ethene Area	:	0 ug	Concentration in Head Space	Etha	0
Atomic weight(Methane)	:	16 g			
Atomic weight(Ethane)	:	30 g	Saturation Concentration	Ethe	0
Atomic weight(Ethene)	:	28 g			
			Concentration in Head Space	Ethe	0

Qualifiers
E = Extrapolated value.
U = Compound analyzed for, but not detected.
B = Compound also found in the blank.
RL = Reporting Limit.
NA = Not Available/Not Applicable.

Note
Pressure calculated at sea level.

Analyst

Approved

GAS1257.XLS

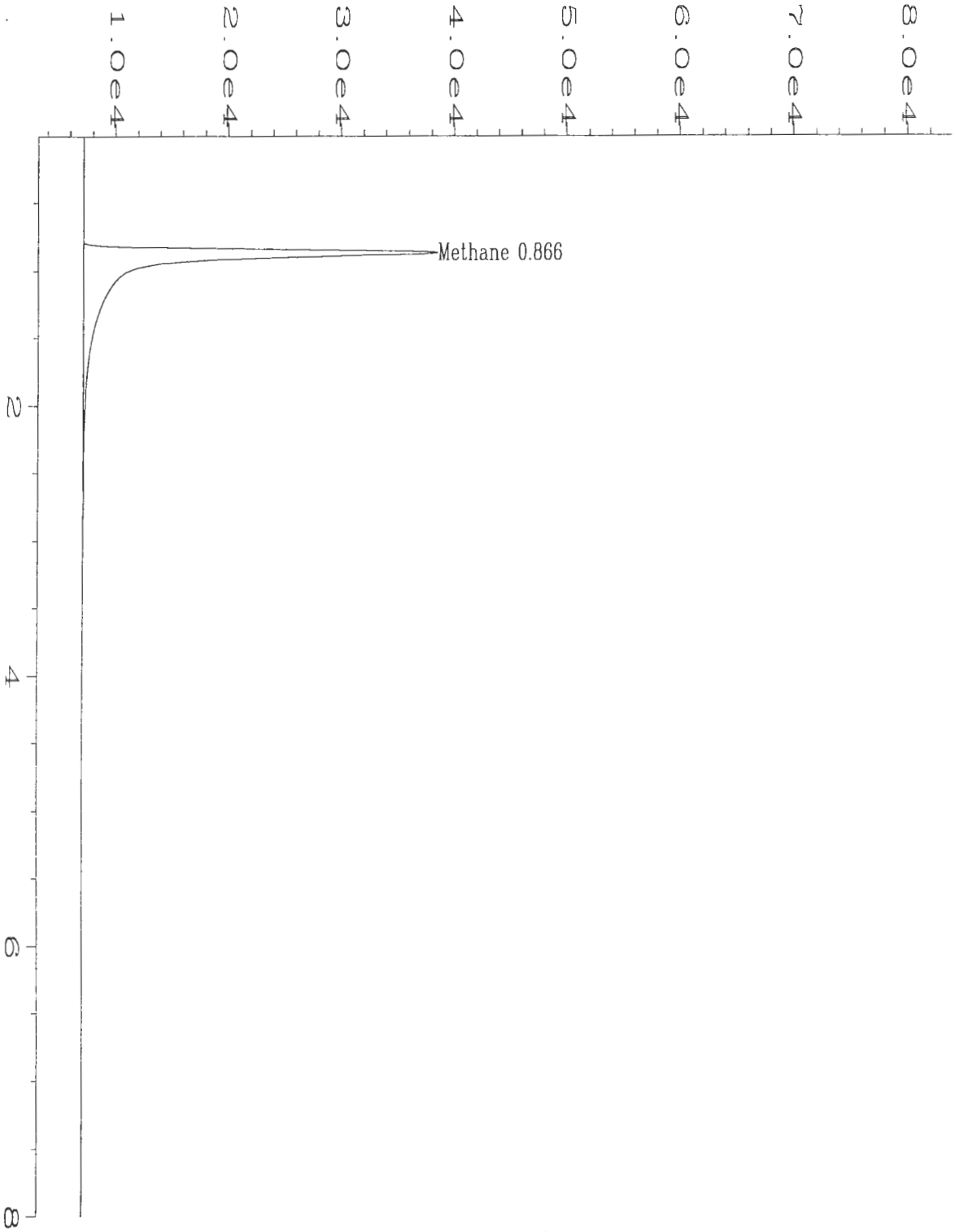

Data File Name	: C:\HPCHEM\ALGA\DATA\GAS0402\015R0101.D		
Operator	: Bill Michener	Page Number	: 1
Instrument	: ALGA	Vial Number	: 15
Sample Name	: 98-1257-08A	Injection Number	: 1
Run Time Bar Code	:	Sequence Line	: 1
Acquired on	: 02 Apr 98 12:56 PM	Instrument Method	: GAS.MTH
Report Created on	: 02 Apr 98 01:56 PM	Analysis Method	: GAS0402.MTH
Last Recalib on	: 03 SEP 97 11:40 AM	Sample Amount	: 0
Multiplier	: 1	ISTD Amount	:
Sample Info	: SAMP METHETH AL135 DF=1		

EVERGREEN ANALYTICAL, INC.
4036 Youngfield St. Wheat Ridge, CO 80033
(303) 425-6021

Methane, Ethane, Ethene Report Form

Client Sample Number	: AL147	**Client Project No.**	: 730769-01005
Lab Sample Number	: 98-1257-09	**Lab Work Order**	: 98-1257
Date Sampled	: 3/28/98	**Dilution Factor**	: 1.00
Date Received	: 3/31/98	**Method**	: RSKSOP-175M
Date Extracted/Prepared	: 4/2/98	**Matrix**	: Water
Date Analyzed	: 4/2/98	**Lab File No.**	: GAS0402016

Compound Name	Cas Number	Sample Concentration mg/L	RL mg/L
Methane	**74-82-8**	0.0047	0.0012
Ethane	**74-84-0**	U	0.0021
Ethene	**74-85-1**	U	0.0025

Temperature	:	72.5 F	Saturation Concentration	Meth	0.001133888
Amount Injected	:	0.5 ml			
Total Volume of Sample	:	43 ml	Concentration in Head Space	Meth	0.003569272
Head space created	:	4 ml			
Methane Area	:	26.368 ug	Saturation Concentration	Etha	0
Ethane Area	:	0 ug			
Ethene Area	:	0 ug	Concentration in Head Space	Etha	0
Atomic weight(Methane)	:	16 g			
Atomic weight(Ethane)	:	30 g	Saturation Concentration	Ethe	0
Atomic weight(Ethene)	:	28 g			
			Concentration in Head Space	Ethe	0

Qualifiers
E = Extrapolated value.
U = Compound analyzed for, but not detected.
B = Compound also found in the blank.
RL = Reporting Limit.
NA = Not Available/Not Applicable.

Note
Pressure calculated at sea level.

Analyst

Approved

GAS1257.XLS

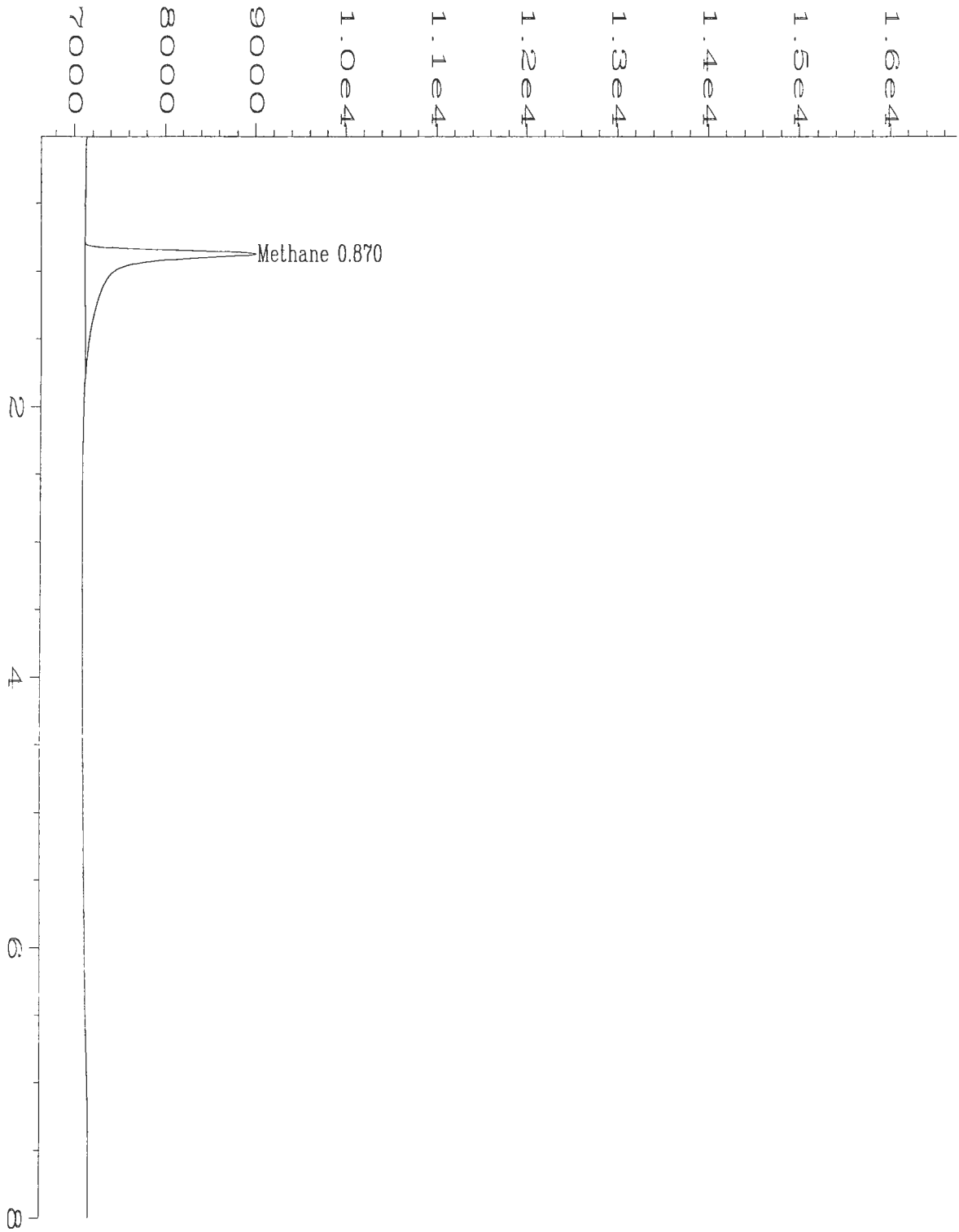

Data File Name : C:\HPCHEM\ALGA\DATA\GAS0402\016R0101.D
Operator : Bill Michener
Instrument : ALGA
Sample Name : 98-1257-09A
Run Time Bar Code:
Acquired on : 02 Apr 98 01:05 PM
Report Created on: 02 Apr 98 01:56 PM
Last Recalib on : 03 SEP 97 11:40 AM
Multiplier : 1
Sample Info : SAMP METHETH
AL147
DF=1

Page Number : 1
Vial Number : 16
Injection Number : 1
Sequence Line : 1
Instrument Method: GAS.MTH
Analysis Method : GAS0402.MTH
Sample Amount : 0
ISTD Amount :

EVERGREEN ANALYTICAL, INC.
4036 Youngfield St. Wheat Ridge, CO 80033
(303) 425-6021

Methane, Ethane, Ethene Report Form

Client Sample Number	: AL145	**Client Project No.**	: 730769-01005
Lab Sample Number	: 98-1257-10	**Lab Work Order**	: 98-1257
Date Sampled	: 3/29/98	**Dilution Factor**	: 1.00
Date Received	: 3/31/98	**Method**	: RSKSOP-175M
Date Extracted/Prepared	: 4/2/98	**Matrix**	: Water
Date Analyzed	: 4/2/98	**Lab File No.**	: GAS0402017

Compound Name	Cas Number	Sample Concentration mg/L	RL mg/L
Methane	**74-82-8**	0.0034	0.0012
Ethane	**74-84-0**	U	0.0021
Ethene	**74-85-1**	U	0.0025

Temperature	:	73.0 F	Saturation Concentration	Meth	0.00081997
Amount Injected	:	0.5 ml			
Total Volume of Sample	:	43 ml	Concentration in Head Space	Meth	0.002578693
Head space created	:	4 ml			
Methane Area	:	19.068 ug	Saturation Concentration	Etha	0
Ethane Area	:	0 ug			
Ethene Area	:	0 ug	Concentration in Head Space	Etha	0
Atomic weight(Methane)	:	16 g			
Atomic weight(Ethane)	:	30 g	Saturation Concentration	Ethe	0
Atomic weight(Ethene)	:	28 g			
			Concentration in Head Space	Ethe	0

Qualifiers
E = Extrapolated value.
U = Compound analyzed for, but not detected.
B = Compound also found in the blank.
RL = Reporting Limit.
NA = Not Available/Not Applicable.

Note
Pressure calculated at sea level.

Analyst

Approved

GAS1257.XLS

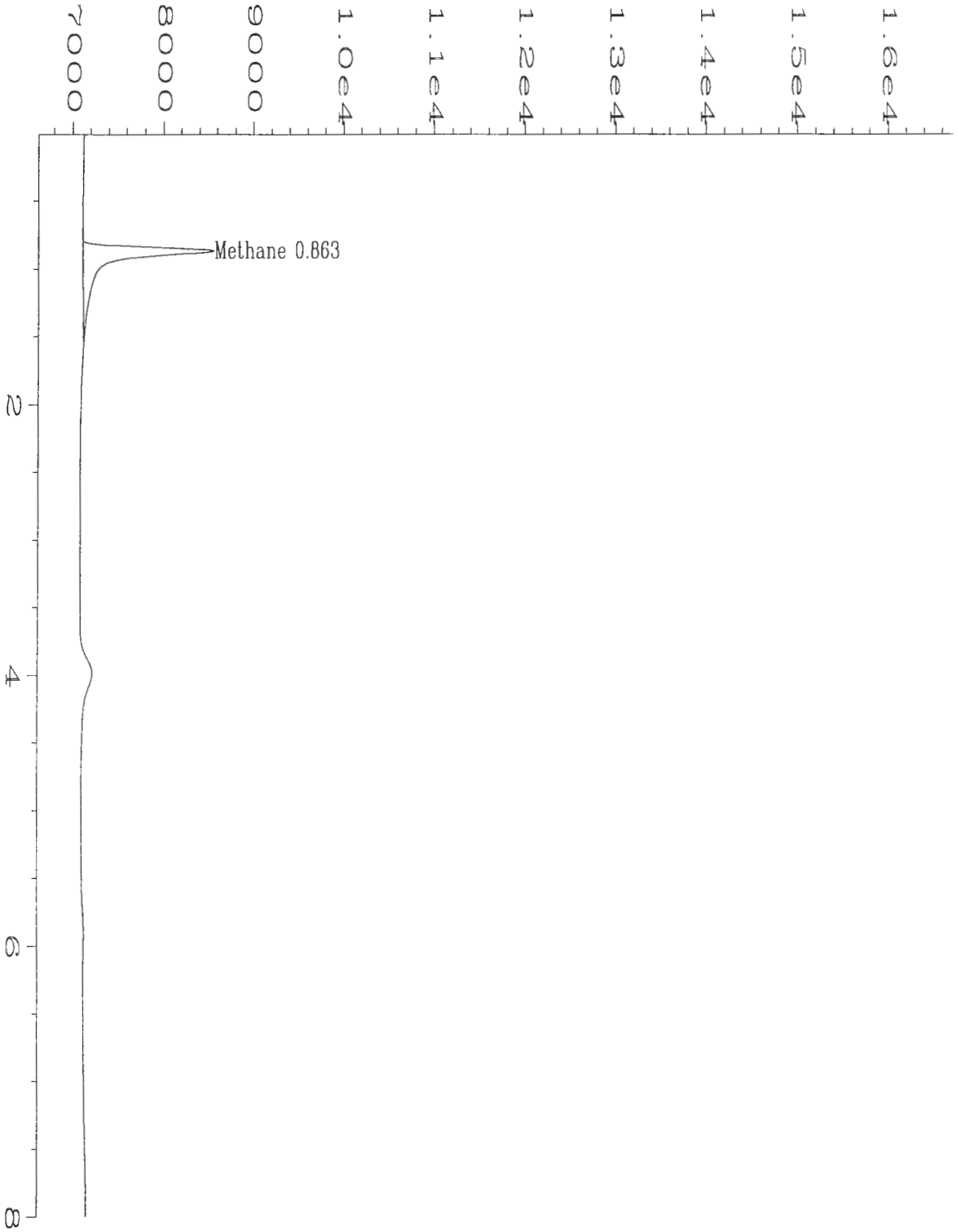

Data File Name	: C:\HPCHEM\ALGA\DATA\GAS0402\017R0101.D		
Operator	: Bill Michener	Page Number	: 1
Instrument	: ALGA	Vial Number	: 17
Sample Name	: 98-1257-10A	Injection Number	: 1
Run Time Bar Code	:	Sequence Line	: 1
Acquired on	: 02 Apr 98 01:21 PM	Instrument Method	: GAS.MTH
Report Created on	: 02 Apr 98 02:00 PM	Analysis Method	: GAS0402.MTH
Last Recalib on	: 03 SEP 97 11:40 AM	Sample Amount	: 0
Multiplier	: 1	ISTD Amount	:
Sample Info	: SAMP METHETH AL145 DF=1		

EVERGREEN ANALYTICAL, INC.
4036 Youngfield St. Wheat Ridge, CO 80033
(303) 425-6021

Methane, Ethane, Ethene Report Form

Client Sample Number	: AL139	**Client Project No.**	: 730769-01005
Lab Sample Number	: 98-1257-11	**Lab Work Order**	: 98-1257
Date Sampled	: 3/29/98	**Dilution Factor**	: 1.00
Date Received	: 3/31/98	**Method**	: RSKSOP-175M
Date Extracted/Prepared	: 4/2/98	**Matrix**	: Water
Date Analyzed	: 4/2/98	**Lab File No.**	: GAS0402018

Compound Name	Cas Number	Sample Concentration mg/L	RL mg/L
Methane	**74-82-8**	U	0.0012
Ethane	**74-84-0**	U	0.0021
Ethene	**74-85-1**	U	0.0025

Temperature	:	72.8 F	Saturation Concentration	Meth	0
Amount Injected	:	0.5 ml			
Total Volume of Sample	:	43 ml	Concentration in Head Space	Meth	0
Head space created	:	4 ml			
Methane Area	:	0 ug	Saturation Concentration	Etha	0
Ethane Area	:	0 ug			
Ethene Area	:	0 ug	Concentration in Head Space	Etha	0
Atomic weight(Methane)	:	16 g			
Atomic weight(Ethane)	:	30 g	Saturation Concentration	Ethe	0
Atomic weight(Ethene)	:	28 g			
			Concentration in Head Space	Ethe	0

Qualifiers
E = Extrapolated value.
U = Compound analyzed for, but not detected.
B = Compound also found in the blank.
RL = Reporting Limit.
NA = Not Available/Not Applicable.

Note
Pressure calculated at sea level.

Analyst

Approved

GAS1257.XLS



Data File Name	: C:\HPCHEM\ALGA\DATA\GAS0402\018R0101.D		
Operator	: Bill Michener	Page Number	: 1
Instrument	: ALGA	Vial Number	: 18
Sample Name	: 98-1257-11A	Injection Number	: 1
Run Time Bar Code	:	Sequence Line	: 1
Acquired on	: 02 Apr 98 01:30 PM	Instrument Method	: GAS.MTH
Report Created on	: 02 Apr 98 01:56 PM	Analysis Method	: GAS0402.MTH
Last Recalib on	: 03 SEP 97 11:40 AM	Sample Amount	: 0
Multiplier	: 1	ISTD Amount	:
Sample Info	: SAMP METHETH AL139 DF=1		

EVERGREEN ANALYTICAL, INC.
4036 Youngfield St. Wheat Ridge, CO 80033
(303) 425-6021

Methane, Ethane, Ethene Report Form

Client Sample Number	: AL160	**Client Project No.**	: 730769-01005
Lab Sample Number	: 98-1257-12	**Lab Work Order**	: 98-1257
Date Sampled	: 3/29/98	**Dilution Factor**	: 1.00
Date Received	: 3/31/98	**Method**	: RSKSOP-175M
Date Extracted/Prepared	: 4/2/98	**Matrix**	: Water
Date Analyzed	: 4/2/98	**Lab File No.**	: GAS0402019

Compound Name	Cas Number	Sample Concentration mg/L	RL mg/L
Methane	**74-82-8**	U	0.0012
Ethane	**74-84-0**	U	0.0021
Ethene	**74-85-1**	U	0.0025

Temperature	:	73.0 F	Saturation Concentration	Meth	0
Amount Injected	:	0.5 ml			
Total Volume of Sample	:	43 ml	Concentration in Head Space	Meth	0
Head space created	:	4 ml			
Methane Area	:	0 ug	Saturation Concentration	Etha	0
Ethane Area	:	0 ug			
Ethene Area	:	0 ug	Concentration in Head Space	Etha	0
Atomic weight(Methane)	:	16 g			
Atomic weight(Ethane)	:	30 g	Saturation Concentration	Ethe	0
Atomic weight(Ethene)	:	28 g			
			Concentration in Head Space	Ethe	0

Qualifiers
E = Extrapolated value.
U = Compound analyzed for, but not detected.
B = Compound also found in the blank.
RL = Reporting Limit.
NA = Not Available/Not Applicable.

Note
Pressure calculated at sea level.

Analyst

Approved

GAS1257.XLS



Data File Name	: C:\HPCHEM\ALGA\DATA\GAS0402\019R0101.D		
Operator	: Bill Michener	Page Number	: 1
Instrument	: ALGA	Vial Number	: 19
Sample Name	: 98-1257-12A	Injection Number	: 1
Run Time Bar Code	:	Sequence Line	: 1
Acquired on	: 02 Apr 98 01:39 PM	Instrument Method	: GAS.MTH
Report Created on	: 02 Apr 98 01:56 PM	Analysis Method	: GAS0402.MTH
Last Recalib on	: 03 SEP 97 11:40 AM	Sample Amount	: 0
Multiplier	: 1	ISTD Amount	:
Sample Info	: SAMP METHETH AL160 DF=1		

EVERGREEN ANALYTICAL, INC.
4036 Youngfield St. Wheat Ridge, CO 80033
(303) 425-6021

Methane, Ethane, Ethene Report Form
Method Blank Report

Method Blank Number	: GB040298	**Client Project No.**	: 730769-01005
Date Extracted/Prepared	: 4/2/98	**Lab Work Order**	: 98-1257
Date Analyzed	: 4/2/98	**Dilution Factor**	: 1.00
		Method	: RSKSOP-175M
		Matrix	: Water
		Lab File No.	: GAS0402005

Compound Name	Cas Number	Sample Concentration mg/L	RL mg/L
Methane	**74-82-8**	U	0.0012
Ethane	**74-84-0**	U	0.0021
Ethene	**74-85-1**	U	0.0025

Qualifiers
E = Extrapolated value.
U = Compound analyzed for, but not detected.
B = Compound also found in the blank.
RL = Reporting Limit.
NA = Not Available/Not Applicable.

Analyst

Approved

GAS1257.XLS



Data File Name : C:\HPCHEM\ALGA\DATA\GAS0402\005R0101.D
Operator : Bill Michener
Page Number : 1
Instrument : ALGA
Vial Number : 5
Sample Name : GB040298
Injection Number : 1
Run Time Bar Code:
Sequence Line : 1
Acquired on : 02 Apr 98 09:28 AM
Instrument Method: GAS.MTH
Report Created on: 02 Apr 98 02:00 PM
Analysis Method : GAS0402.MTH
Last Recalib on : 03 SEP 97 11:40 AM
Sample Amount : 0
Multiplier : 1
ISTD Amount :
Sample Info : MBLK METHETH
Displaced 4ml of distilled water in 43ml vial with Helium, shook for 5 min. and injected 500ul.

Evergreen Analytical, Inc.
4036 Youngfield, Wheat Ridge, CO 80033
(303) 425-6021

RSK-175M Gas Method
Methane, Ethane, Ethene Gas Matrix Spike / Matrix Spike Duplicate Report

Client Sample No.	: AL145	**Client Project No.**	: 730769-01005
Lab Sample No.	: 98-1257-10	**Lab Work Order**	: 98-1257
Date Sampled	: 3/29/98	**EPA Method No.**	: RSKSOP-175M
Date Received	: 3/31/98	**Matrix**	: Water
Date Prepared	: 4/2/98	**Method Blank**	: GB040298
Date Analyzed	: 4/2/98	**Lab File No's.**	: GB0402020,021
E.A. MS/MSD Spike Source No.	: 1719		

Compound	Spike Added (ug)	Sample ** Concentration (ug)	MS Concentration (ug)	MS %REC	QC Limits %REC
Methane Gas	500	2	334	66	**47-88**
Ethene Gas	500	0	211	42	**29-53**
Ethane Gas	500	0	311	62	**41-77**

Compound	Spike Added (ug)	MSD Concentration (ug)	MSD %REC	RPD	QC Limits RPD	QC Limits %REC
Methane Gas	500	334	66	0.2	**0-16.4**	**47-88**
Ethene Gas	500	211	42	0.3	**0-26.4**	**29-53**
Ethane Gas	500	309	62	0.5	**0-26.3**	**41-77**

RPD: 0 out of (3) outside limits.
Spike Recovery: 0 out of (6) outside limits.

Notes
* = Values outside of QC limits.
** = Sample concentration reported at DF=10.
NA = Not analyzed/not available

Note: The Spike was made by taking the sample and displacing 4ml of headspace with a 1% methane, ethane, ethene gas and shaking the VOA for 5 minutes. Then injecting 50 ul from the headspace into the GC resulting in a theoretical concentration of 500 ug. Sample injected at DF=10.

Analyst

Approved

MS1257.XLS; 4/3/98

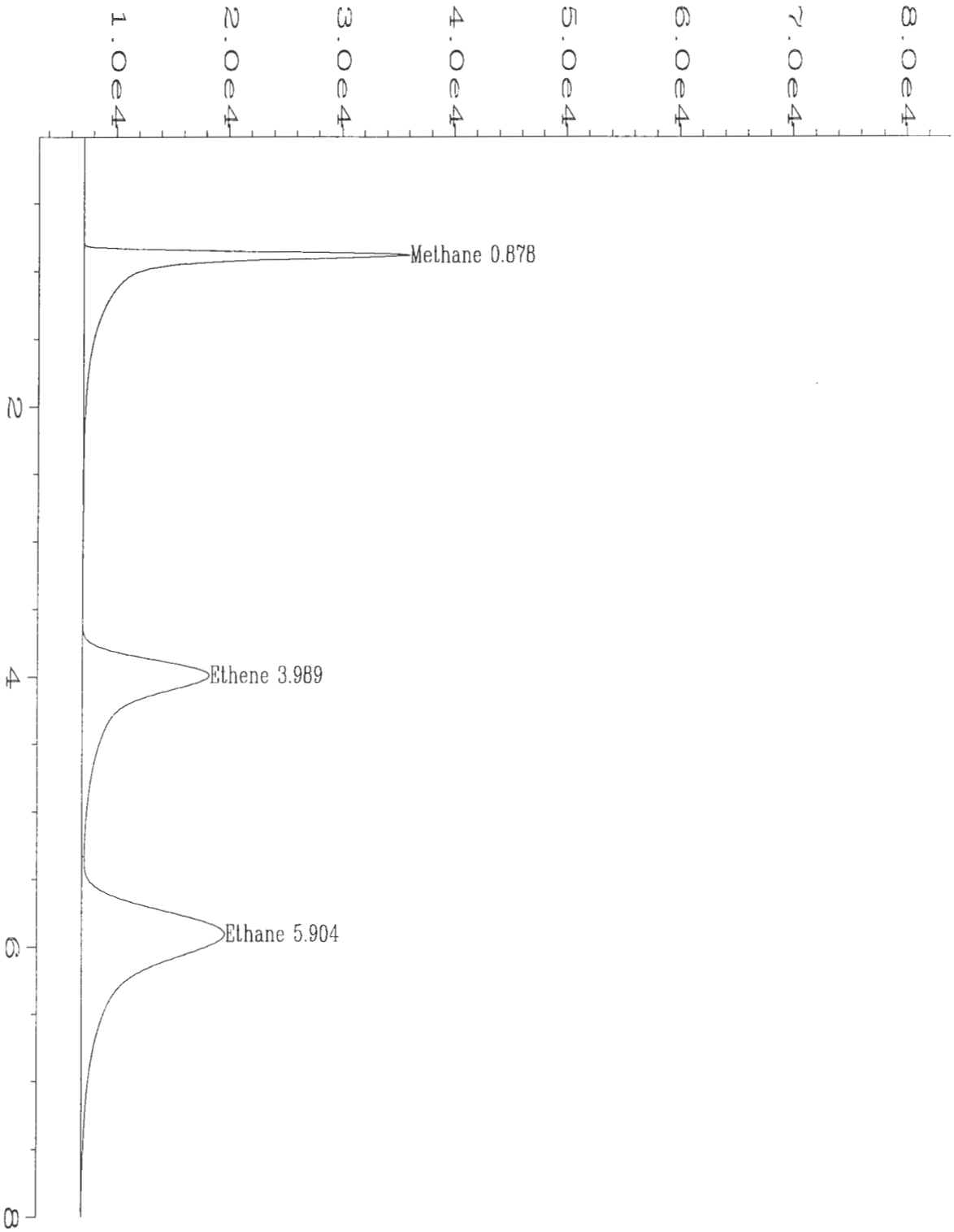

Data File Name	: C:\HPCHEM\ALGA\DATA\GAS0402\020R0101.D		
Operator	: Bill Michener	Page Number	: 1
Instrument	: ALGA	Vial Number	: 20
Sample Name	: 98-1257-10AMS	Injection Number	: 1
Run Time Bar Code	:	Sequence Line	: 1
Acquired on	: 02 Apr 98 01:48 PM	Instrument Method	: GAS.MTH
Report Created on	: 02 Apr 98 01:56 PM	Analysis Method	: GAS0402.MTH
Last Recalib on	: 03 SEP 97 11:40 AM	Sample Amount	: 0
Multiplier	: 1	ISTD Amount	:
Sample Info	: MS METHETH		
	AL145		
	Displaced 4ml with 1% methane, ethane and ethene gas(#1719)		

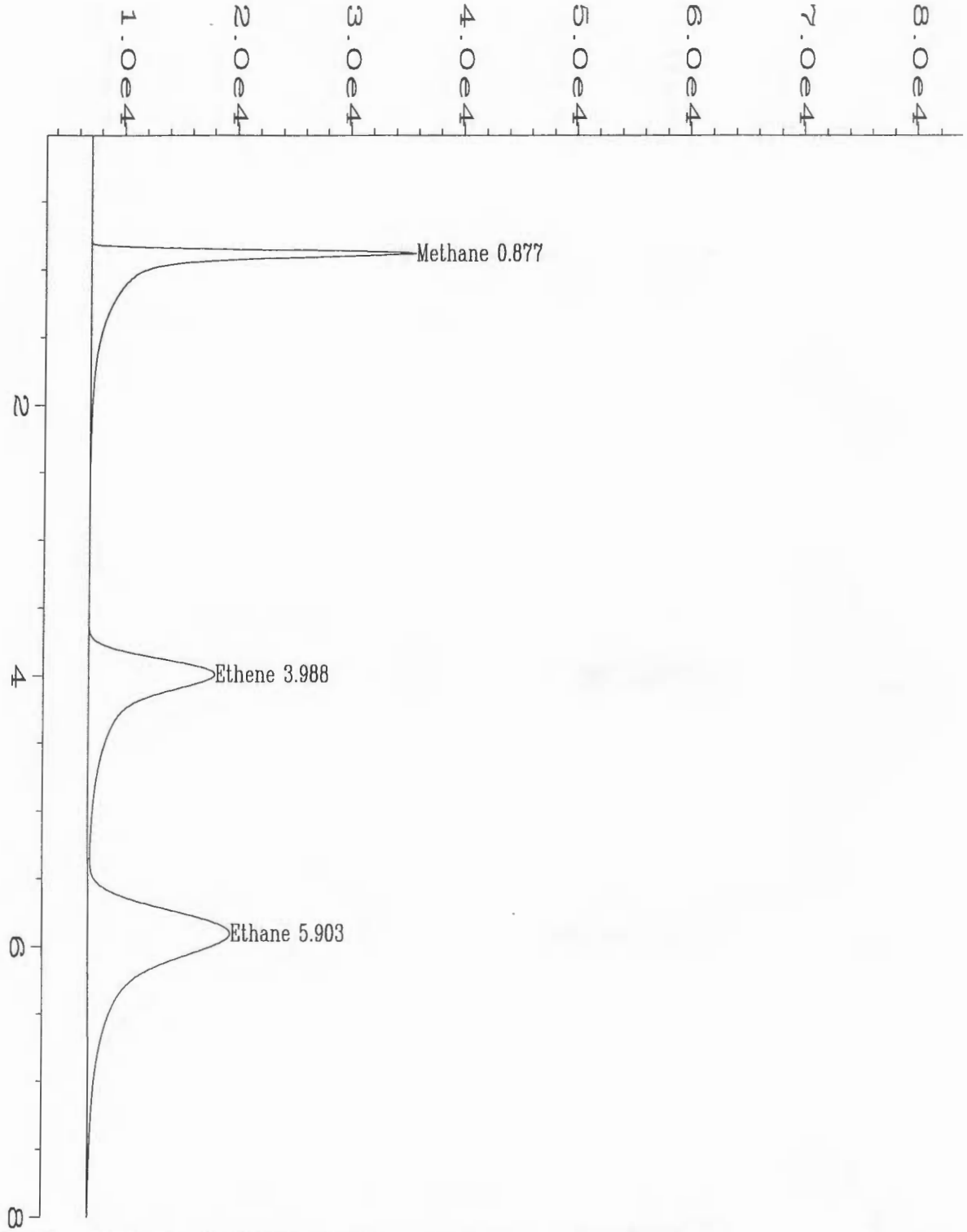

Data File Name	: C:\HPCHEM\ALGA\DATA\GAS0402\021R0101.D		
Operator	: Bill Michener	Page Number	: 1
Instrument	: ALGA	Vial Number	: 21
Sample Name	: 98-1257-10AMSD	Injection Number	: 1
Run Time Bar Code	:	Sequence Line	: 1
Acquired on	: 02 Apr 98 01:57 PM	Instrument Method	: GAS.MTH
Report Created on	: 02 Apr 98 02:05 PM	Analysis Method	: GAS0402.MTH
Last Recalib on	: 03 SEP 97 11:40 AM	Sample Amount	: 0
Multiplier	: 1	ISTD Amount	:
Sample Info	: MSD METHETH AL145 Displaced 4ml with 1% methane, ethane and ethene gas(#1719).		

Evergreen Analytical, Inc.
4036 Youngfield, Wheat Ridge, CO 80033
(303) 425-6021

RSKSOP-175M Gas Method
Methane, Ethane, Ethene LCS Report Form

LCS No.	: LCS040298	**EPA Method No.**	: RSKSOP-175M
Date Prepared	: 4/2/98	**Matrix**	: Water
Date Analyzed	: 4/2/98	**Method Blank**	: GB040298
E.A. LCS Source No.	: 1719	**Lab File No.**	: GAS0402004

Compound	Spike Added (ug)	Method Blank Concentration (ug)	LCS Concentration (ug)	LCS %REC	QC Limits %REC
Methane Gas	500	0	366	73	**64-90**
Ethene Gas	500	0	193	39	**37-58**
Ethane Gas	500	0	292	58	**53-83**

Spike Recovery: 0 out of (3) outside limits.

Note: The LCS was made by taking the sample and displacing 4ml of headspace with a 1% methane, ethane, ethene gas and shaking the VOA for 5 minutes. Then injecting 50 ul from the headspace into the GC resulting in a theoretical concentration of 500 ug.

Notes
* = Values outside of QC limits.
NA = Not analyzed/not available.

Analyst **Approved**

LCS0402.XLS; 4/3/98

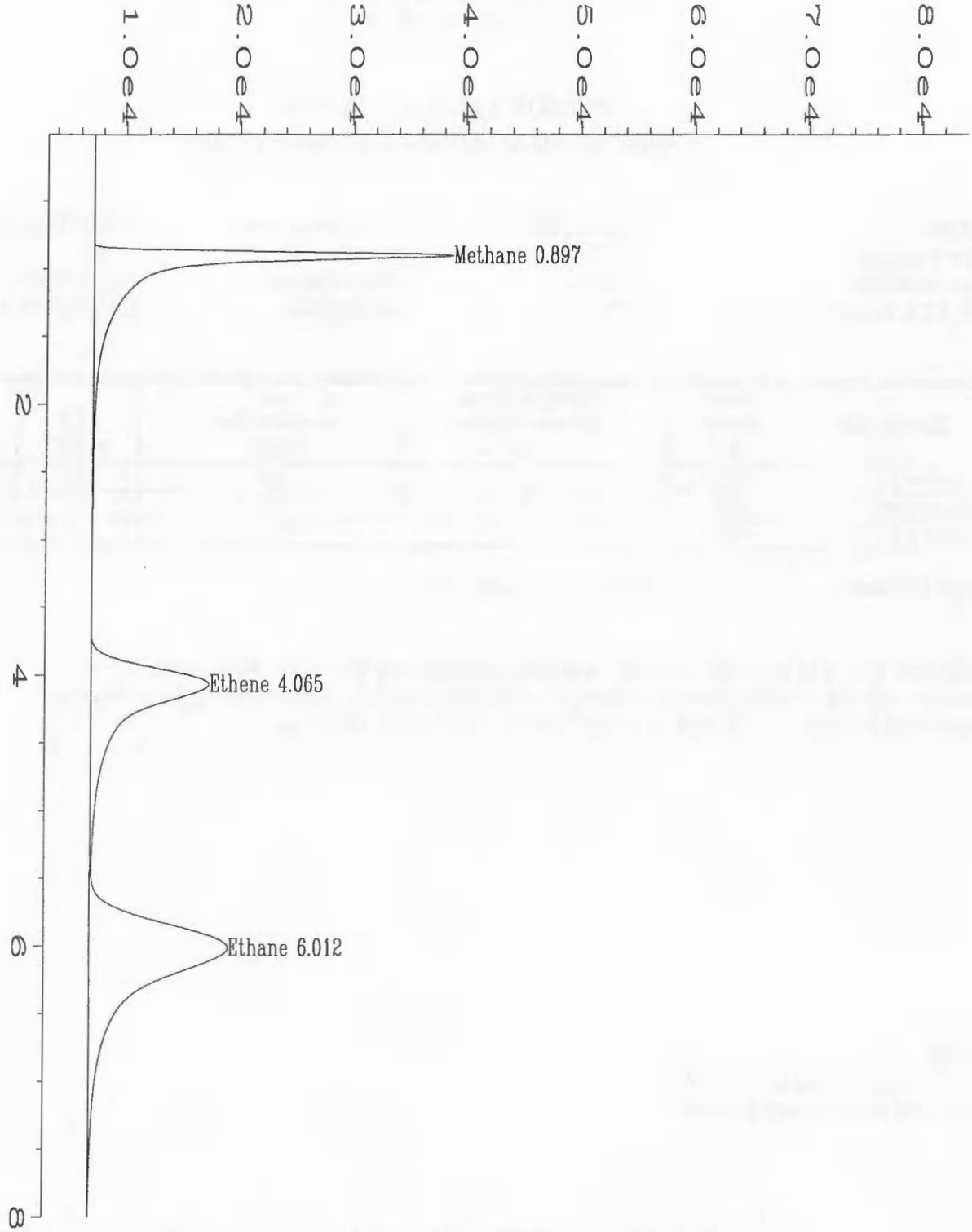

Data File Name : C:\HPCHEM\ALGA\DATA\GAS0402\004R0101.D
Operator : Bill Michener
Instrument : ALGA
Sample Name : LCS040298
Run Time Bar Code:
Acquired on : 02 Apr 98 09:16 AM
Report Created on: 02 Apr 98 02:00 PM
Last Recalib on : 03 SEP 97 11:40 AM
Multiplier : 1
Sample Info : LCS METHETH
Displaced 4ml of distilled water in 43ml vial with 1% methane, ethane, and ethene gas(#1719), shook for 5 min, and

Page Number : 1
Vial Number : 4
Injection Number : 1
Sequence Line : 1
Instrument Method: GAS.MTH
Analysis Method : GAS0402.MTH
Sample Amount : 0
ISTD Amount :